

受益者のみなさまへ


毎々、格別のお引き立てにあずかり、厚くお礼申し上げます。
さて、「フィデリティ・コア・インカム・ファンド(毎月決算型)為替ヘッジなし」は、第97期から第102期までの決算を行いました。当ファンドは、投資信託証券への投資を通じて、世界(日本を含む)の債券(ハイ・イールド債券、投資適格債券、エマージング・マーケット債券を含む)、世界(日本を含む)の高配当株式を主要な投資対象とし、安定的な配当等収益の確保と投資信託財産の成長を図ることを目的として運用を行いました。ここに、運用状況をご報告申し上げます。
今後とも一層のご愛顧を賜りますよう、お願い申し上げます。

■当ファンドの仕組みは次の通りです。

商品分類	追加型投信／海外／資産複合
信託期間	2015年4月21日から2025年4月21日まで
運用方針	<ul style="list-style-type: none">●投資信託証券への投資を通じて、世界(日本を含む)の債券(ハイ・イールド債券、投資適格債券、エマージング・マーケット債券を含む)、世界(日本を含む)の高配当株式を主要な投資対象とし、安定的な配当等収益の確保と投資信託財産の成長を図ることを目的として運用を行います。●資産クラスの選択・配分は、マクロ分析、テクニカル分析等による経済環境の判断に基づき機動的に行うことを目指します。個々の資産クラスの運用は世界の主要拠点のアナリストによる企業調査結果を活かし、ポートフォリオ・マネージャーによる「ボトム・アップ・アプローチ」を重視した運用を行います。
主要運用対象	主として、「フィデリティ・ファンズ・グローバル・マルチ・アセット・インカム・ファンド(ルクセンブルグ籍証券投資法人)」および「フィデリティ・ファンズ・USDル・キャッシュ・ファンド(ルクセンブルグ籍証券投資法人)」に投資を行います。なお、短期金融商品に直接投資を行う場合があります。
組入制限	投資信託証券および短期金融商品(短期運用の有価証券を含みます。)以外への直接投資は行いません。 外貨建資産への投資割合には制限を設けません。
分配方針	毎決算時(原則毎月20日。同日が休業日の場合は翌営業日。)、原則として以下の収益分配方針に基づき分配を行います。 <ul style="list-style-type: none">●分配対象額の範囲は、繰越分を含めた利子・配当等収益と売買益(評価益を含みます。)等の全額とします。●収益分配金額は、委託会社が基準価額水準、市況動向等を勘案して決定します。ただし、必ず分配を行うものではありません。●留保益の運用については特に制限を設けず、委託会社の判断に基づき、元本部分と同一の運用を行います。

〈お問合せ先〉

フィデリティ投信株式会社 カスタマー・コミュニケーション部
東京都港区六本木七丁目7番7号 TRI-SEVEN ROPPONGI

 0120-00-8051 (無料)

受付時間: 営業日の午前9時～午後5時

 <https://www.fidelity.co.jp/>

お客様の口座内容などに関するご照会は、お申し込みされた販売会社にお尋ねください。

運用報告書
(全体版)

第17作成期 (2023年4月21日～2023年10月20日)

第97期 (決算日 2023年5月22日)

第98期 (決算日 2023年6月20日)

第99期 (決算日 2023年7月20日)

第100期 (決算日 2023年8月21日)

第101期 (決算日 2023年9月20日)

第102期 (決算日 2023年10月20日)

フィデリティ・コア・インカム・ファンド
(毎月決算型) 為替ヘッジなし

愛称: 素晴らしき人生のロードマップ

フィデリティ投信株式会社



■最近5作成期の運用実績

作成期	基準価額			投資組 資 益 入 信 証 比	託 券 率	投 資 証 比	券 率	純 資 産 額
	(分配落)	税 分 配 込 金	期 騰 落 中 率					
13作成期(2021年10月20日)	円 9,047	円 210	% 5.2	—	% —	% 99.0		百万円 1,077
14作成期(2022年4月20日)	9,241	210	4.5	—	—	99.0		1,047
15作成期(2022年10月20日)	9,019	210	△0.1	—	—	99.1		960
16作成期(2023年4月20日)	8,643	210	△1.8	—	—	99.0		914
17作成期(2023年10月20日)	8,909	210	5.5	—	—	98.9		844

(注1) 基準価額の騰落率は分配金込み。(分配金を再投資することにより算出したファンドの騰落率とは異なります。)

(注2) 当ファンドの運用方針に対し、適切に比較できる指数がないためベンチマークは設定しておりません。

(注3) 13作成期対応期間(第73期～第78期)、14作成期対応期間(第79期～第84期)、15作成期対応期間(第85期～第90期)、16作成期対応期間(第91期～第96期)、17作成期対応期間(第97期～第102期)の各作成期末税込分配金は、各作成期対応期間の累計です。

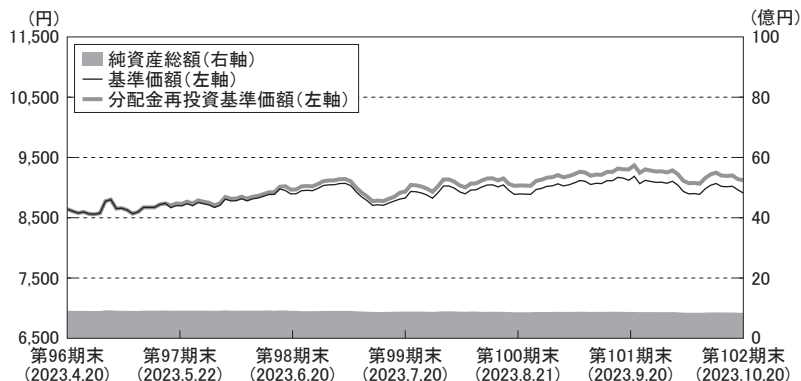
■過去6ヶ月間の基準価額等の推移

決算期	年 月 日	基準価額		投資組 資 益 入 信 証 比	託 券 率	投 資 証 比	券 率
		騰 落 率					
第97期	(期首)2023年4月20日	円 8,643	% —	—	% —	—	% 99.0
	4月末	8,574	△0.8	—	—	99.1	
	(期末)2023年5月22日	8,701	0.7	—	—	99.8	
第98期	(期首)2023年5月22日	8,666	—	—	—	99.8	
	5月末	8,713	0.5	—	—	98.9	
	(期末)2023年6月20日	8,986	3.7	—	—	98.9	
第99期	(期首)2023年6月20日	8,951	—	—	—	98.9	
	6月末	9,046	1.1	—	—	98.9	
	(期末)2023年7月20日	8,845	△1.2	—	—	99.4	
第100期	(期首)2023年7月20日	8,810	—	—	—	99.4	
	7月末	8,915	1.2	—	—	98.9	
	(期末)2023年8月21日	8,922	1.3	—	—	98.9	
第101期	(期首)2023年8月21日	8,887	—	—	—	98.9	
	8月末	9,063	2.0	—	—	99.3	
	(期末)2023年9月20日	9,156	3.0	—	—	98.9	
第102期	(期首)2023年9月20日	9,121	—	—	—	98.9	
	9月末	9,072	△0.5	—	—	98.9	
	(期末)2023年10月20日	8,944	△1.9	—	—	98.9	

(注) 期末基準価額は分配金込み、騰落率は期首比です。

■運用経過の説明

●基準価額等の推移



第 97 期首: 8,643円

第102期末: 8,909円 (既払分配金210円)

騰 落 率: 5.5% (分配金再投資ベース)

(注) 分配金再投資基準価額は、2023年4月20日の値をファンドの基準価額と同一になるように指数化しています。

* 分配金再投資基準価額は、税引前の分配金を分配時に再投資したものとみなして計算したもので、ファンド運用の実質的なパフォーマンスを示すものです。

* 分配金を再投資するかどうかについてはお客様がご利用のコースにより異なります。また、ファンドの購入価額により課税条件も異なります。従って、お客様の損益の状況を示すものではありません。

※当ファンドは、運用方針に対し、適切に比較できる指数がないためベンチマーク及び参考指数は設定しておりません。

●基準価額の主な変動要因

当期の当ファンドの騰落率は、+5.5%でした。

<プラス要因>

- ・世界のハイ・イールド債券及びバンク・ローンが堅調に推移したこと。
- ・円に対して米ドル、ユーロ、英ポンドが上昇したこと。

<マイナス要因>

- ・インフラ関連資産が低迷したこと。

●投資環境

【安定利回り資産】

当期は、先進国市場全体で国債を売る動きが広がったことなどから、世界の投資適格債券市場は下落しました。期前半は米国及びユーロ圏でインフレ率に低下傾向が見られた他、米国の4-6月期のGDP(国内総生産)で米国経済の堅調さが示されたことから、市場では世界経済のソフトランディング(軟着陸)への期待が高まりました。こうした状況の下、主要中央銀行は利上げを継続しましたが、今後の政策判断については経済データ次第との見方を示しました。期後半は米国債の格付けが引き下げられた他、米国債の供給過剰や米連邦準備制度理事会(FRB)がタカ派的な姿勢を強めたことなどを受けて、期末にかけて市場は下落しました。

【高利回り資産】

当期の世界のハイ・イールド債券市場はボラティリティが上昇し、下落して期を終えました。期前半は米地銀のファースト・リパブリック・バンク(FRC)が破綻・閉鎖に追い込まれるなど、2023年3月に発生した銀行セクターの混乱の流れが続いていることが示されました。しかし大手銀行がFRCを買収したなどが市場の安心感につながりました。また、米国の債務上限問題を巡る懸念が市場の下押し圧力となりましたが、債務上限を一時的に停止する法案が米議会で可決し、債務不履行が回避されたことから、市場は落ち着きを取り戻しました。その後は、堅調な企業業績や労働市場、経済の底堅さに加え、インフレ率の鈍化傾向が示されたことを背景に市場のモメンタムが強まりました。しかし期後半は、FRBがタカ派的な姿勢を示した他、米国債の格付けが引き下げられたことなどを受けて、国債が売られる展開となりました。また、9月の米連邦公開市場委員会(FOMC)でFRBは政策金利を据え置いたものの、高い金利が長期化するとの見方を示しました。さらに、年内の追加利上げを示唆すると同時に、2024年の利下げ回数はこれまでの想定よりも少なくなるとの見方を示しました。こうした中、利回りの上昇が続きました。期終盤は中東情勢を巡る緊迫化などの影響を受けて、投資家心理が悪化しました。

【成長資産】

当期の世界の株式市場はボラティリティが上昇したものの、上昇して期を終えました。先進国のインフレ率に鎮静化の兆しが見え、市場では主要中央銀行が金融引き締めペースをさらに緩めるのではないかと期待が高まりました。FRBは6月のFOMCで利上げの休止を決めた他、欧州中央銀行(ECB)は、5月の会合で利上げを継続したものの、利上げ幅を縮小しました。また、堅調な企業業績や米国の4-6月期のGDPの伸び率など、経済の底堅さが示され、市場では世界経済のソフトランディングに対する期待が高まり、投資家心理を下支えました。しかし、インフレ率が依然として目標よりも高い水準で推移していることから、主要中央銀行は積極的な金融引き締め姿勢を維持し、高い金利水準が長期化する可能性が高いとの見方を示唆しました。期終盤は、中東情勢の緊迫化に伴い、原油供給に混乱が生じるのではないかと懸念が投資家心理を悪化させました。こうした状況の下、米国及び日本が上昇しました。新興国は経済回復にばらつきが見られ、低迷する中国が足を引っ張る形となり、出遅れました。業種別では、情報技術及びコミュニケーション・サービスが最も上昇しました。

●ポートフォリオ

当ファンドは、投資信託証券への投資を通じて、実質的に世界(日本を含む)の債券(ハイ・イールド債券、投資適格債券、エマージング・マーケット債券を含む)、世界(日本を含む)の高配当株式(配当利回りが市場全体より相対的に高い株式)へ投資を行い、安定的な配当等収益の確保と投資信託財産の成長を図ることを目的に運用を行いました。

●ベンチマークとの差異

当ファンドは、運用方針に対し、適切に比較できる指数がないためベンチマーク及び参考指数は設定しておりません。

■分配金

当作成期の1万口当たり分配金(税引前)は、分配方針に基づき下記表中の分配額とさせていただきます。また、収益分配に充てなかった利益につきましては投資信託財産中に留保し、運用の基本方針に基づいて運用します。

●分配原資の内訳

(単位:円、1万口当たり・税引前)

項目	第97期	第98期	第99期	第100期	第101期	第102期
	2023年4月21日 ~2023年5月22日	2023年5月23日 ~2023年6月20日	2023年6月21日 ~2023年7月20日	2023年7月21日 ~2023年8月21日	2023年8月22日 ~2023年9月20日	2023年9月21日 ~2023年10月20日
当期分配金	35	35	35	35	35	35
(対基準価額比率)	0.40%	0.39%	0.40%	0.39%	0.38%	0.39%
当期の収益	35	35	34	35	35	35
当期の収益以外	—	—	0	—	—	—
翌期繰越分配対象額	1,024	1,030	1,030	1,036	1,044	1,046

- * 「当期の収益」および「当期の収益以外」は円未満切捨てのため、合計額が「当期分配金」と一致しない場合があります。
- * 当期分配金の「対基準価額比率」は当期分配金(税引前)の期末基準価額(分配金込み)に対する比率であり、ファンドの収益率とは異なります。
- * 投資信託の計理上、「翌期繰越分配対象額」が当該決算期末日時点の基準価額を上回ることがありますが、実際には基準価額を超えて分配金が支払われることはありません。

■今後の運用方針

当ファンドは引き続き、3つの資産(安定利回り資産、高利回り資産、成長資産)への配分を機動的に調整することで、所定の投資目標の実現に向けた運用を行う方針です。

【安定利回り資産】

バリュエーションが魅力的な水準となっていることに加え、現在の軟調な経済環境においても底堅い推移が期待出来ることから、質の高い債券を選好しています。また、名目利回り水準は、安定的なインカム収益の獲得を目指すポートフォリオの観点から魅力的であると考えています。先進国債券を中心にディフェンシブな資産を分散して投資しており、金利リスクについてもダイナミックに管理しています。米国債の利回りが一定のレンジ内の上限に近付いたことから、長期債への配分を引き上げました。また、魅力的な利回りに加え、経済見通しの悪化やディスインフレの可能性が高まっていることから、英国10年債の配分を高めました。

【高利回り資産】

リスク資産に対しては全般的に慎重姿勢を維持していますが、ハイブリッド債などは、一部、堅調なパフォーマンスを受け利益確定の売却を実施したものの、依然としてバリュエーションが魅力的な水準であることから、

引き続き選好しています。また、現地通貨建て新興国債券を選好していますが、米国の利回り上昇による下押し圧力を受ける可能性があることから、同資産の配分を引き下げました。一方で、米ドル高が続いていることから、短期の米国ハイ・イールド債券の配分を高めました。アジアのハイ・イールド債券については、中国の不動産セクターの不透明感が続いていることや、短期的に米国ハイ・イールド債券を上回るパフォーマンスとなったことから、利益確定を通じて配分を引き下げました。

【成長資産】

金融引き締めによりインフレ率は鈍化傾向となっているものの、企業のリスクは高まっています。慎重なポジション構築を維持する一方、選択的にリスクを取っています。株式については、相場の季節要因や軟調な経済データに加え、流動性の逼迫やバリュエーションの拡大などを踏まえ、慎重な姿勢を維持していますが、欧州及び日本においては銀行、エネルギー、ヘルスケアに、また英国においては大型株に投資機会があると見えています。ポジションについては、日本の銀行株が堅調に推移していることから、利益確定を行いました。中国については景気回復が力強さを欠いているため、アジア株の配分を引き下げた一方、魅力的なバリュエーションでダウンサイドプロテクションの効果が期待できる優良な配当株の配分を引き上げました。また、欧州の銀行株の配分を引き下げた一方、環境・社会・ガバナンス(ESG)に対する信頼性がより高い株式への配分を高めました。引き続き株式の配分を機動的に行い、市場の調整局面を捉えてまいります。

今後も環境変化には留意しつつ、これまでと同様、景気動向に応じて3つの資産への配分を機動的に調整することで、リスクの低減を図りながら、相対的に高い利回りに着目した資産形成を目指してまいります。

■ 1万口（元本10,000円）当たりの費用明細

項目	第97期～第102期		項目の概要
	2023年4月21日～2023年10月20日		
	金額	比率	
(a)信託報酬	38円	0.427%	(a)信託報酬＝当作成期中の平均基準価額×信託報酬率 当作成期中の平均基準価額は8,894円です。
（投信会社）	(0)	(0.005)	委託した資金の運用の対価
（販売会社）	(37)	(0.412)	購入後の情報提供、交付運用報告書等各種書類の送付、口座内でのファンドの 管理及び事務手続き等の対価
（受託会社）	(1)	(0.010)	運用財産の保管・管理、投信会社からの指図の実行の対価
(b)売買委託手数料	－	－	(b)売買委託手数料＝ $\frac{\text{当作成期中の売買委託手数料}}{\text{当作成期中の平均受益権口数}}$ 売買委託手数料は、有価証券等の売買の際、売買仲介人に支払う手数料
(c)有価証券取引税	－	－	(c)有価証券取引税＝ $\frac{\text{当作成期中の有価証券取引税}}{\text{当作成期中の平均受益権口数}}$ 有価証券取引税は、有価証券の取引の都度発生する取引に関する税金
(d)その他費用	4	0.050	(d)その他費用＝ $\frac{\text{当作成期中のその他費用}}{\text{当作成期中の平均受益権口数}}$
（保管費用）	(0)	(0.000)	保管費用は、有価証券等の保管及び資金の送金・資産の移転等のために、海外 における保管銀行等に支払う費用。また、信託事務の諸費用等が含まれます。
（監査費用）	(0)	(0.002)	監査費用は、ファンドの監査人等に対する報酬及び費用
（その他）	(4)	(0.048)	その他には、法定書類等（有価証券届出書、目論見書、運用報告書等）の作成、 印刷、提出等に係る費用や法律顧問、税務顧問に対する報酬及び費用等が含ま れます。
合計	42	0.478	

(注1)当作成期中の費用（消費税のかかるものは消費税を含む）は、追加、解約によって受益権口数に変動があるため、簡便法により算出した結果です。

(注2)「金額」欄は、各項目毎に円未満を四捨五入しています。

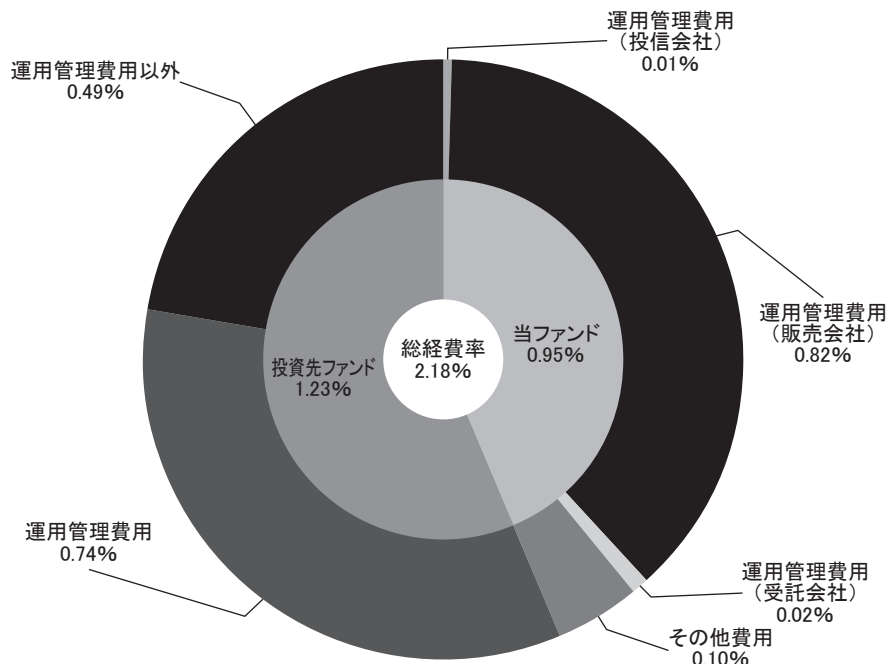
(注3)「比率」欄は、1万口当たりのそれぞれの費用金額を当作成期中の平均基準価額で除して100を乗じたものです。

(注4)各項目の費用は、当ファンドが組み入れている投資信託証券（マザーファンドを除く。）が支払った費用を含みません。

(参考情報)

●総経費率

当期中の運用・管理にかかった費用の総額(原則として、募集手数料、売買委託手数料及び有価証券取引税を除く。)を期中の平均受益権口数に期中の平均基準価額(1口当たり)を乗じた数で除した総経費率(年率)は2.18%です。



総経費率(①+②+③)	2.18%
①当ファンドの費用の比率	0.95%
②投資先ファンドの運用管理費用の比率	0.74%
③投資先ファンドの運用管理費用以外の比率	0.49%

(注1)①の費用は、1万口当たりの費用明細において用いた簡便法により算出したものです。

(注2)各費用は、原則として、募集手数料、売買委託手数料及び有価証券取引税を含みません。

(注3)その他費用には、保管費用、監査費用以外に法定書類等(有価証券届出書、目論見書、運用報告書等)の作成、印刷、提出等に係る費用や法律顧問、税務顧問に対する報酬及び費用等が含まれます。

(注4)各比率は、年率換算した値です。

(注5)投資先ファンドとは、当ファンドが実質的に組入れている投資信託証券(マザーファンドを除く。)です。

(注6)①の費用は、マザーファンドが支払った費用を含み、投資先ファンドが支払った費用を含みません。

(注7)①の費用と②③の費用は、計上された期間が異なる場合があります。

(注8)上記の前提条件で算出したものです。このため、これらの値はあくまでも参考であり、実際に発生した費用の比率と異なります。

■ 売買及び取引の状況 (2023年4月21日から2023年10月20日まで)

● 投資信託受益証券、投資証券

決 算 期	第 97 期 ~ 第 102 期			
	買 付		売 付	
	単位数又は口数	金 額	単位数又は口数	金 額
外国	千口	千アメリカ・ドル	千口	千アメリカ・ドル
FF-GLOBAL MULTI ASSET INCOME A-MINCOME(G)-USD	— (21.61191)	— (164)	111.2622 (—)	846 (—)
FF-US DOLLAR CASH FUND A ACC USD	— (—)	— (—)	0.07839 (—)	0 (—)

(注1) 金額は受渡し代金。

(注2) 買付()内は分割割当、合併等による増減分で、上段の数字には含まれておりません。

(注3) 売付()内は償還による減少分で、上段の数字には含まれておりません。

(注4) 金額の単位未満は切捨て。

■ 利害関係人との取引状況等 (2023年4月21日から2023年10月20日まで)

(1) 期中の利害関係人との取引状況

区 分	第 97 期 ~ 第 102 期					
	買付額等 A	うち利害 関係人との 取引状況 B	$\frac{B}{A}$	売付額等 C	うち利害 関係人との 取引状況 D	$\frac{D}{C}$
投 資 証 券	百万円 —	百万円 —	% —	百万円 123	百万円 123	% 100.0
為 替	0	—	—	123	121	98.1

(2) 利害関係人の発行する有価証券等

種 類	第 97 期 ~ 第 102 期		
	買 付 額	売 付 額	作成期末保有額
そ の 他 有 価 証 券	百万円 —	百万円 123	百万円 834

(3) 期中の売買委託手数料総額に対する利害関係人への支払比率

項 目	第 97 期 ~ 第 102 期
売 買 委 託 手 数 料 総 額(A)	—千円
う ち 利 害 関 係 人 へ の 支 払 額(B)	—
(B) / (A)	—

※利害関係人とは、投資信託及び投資法人に関する法律第11条第1項に規定される利害関係人であり、当ファンドに係る利害関係人とは、FIL DISTRIBUTORS、FIL LUXEMBOURG SAです。

■組入資産の明細（2023年10月20日現在）

●ファンド・オブ・ファンズが組入れた外貨建ファンドの明細

ファンド名	当 作 成 期 末			
	単位数又は口数	評 価 額		比 率
		外貨建金額	邦貨換算金額	
FF-GLOBAL MULTI ASSET INCOME A-MINCOME(G)-USD	千口 766.97054	千アメリカ・ドル 5,560	千円 833,858	% 98.8
FF-US DOLLAR CASH FUND A ACC USD	0.47277	5	846	0.1
合 計	767.44331	5,566	834,704	98.9

(注1) 邦貨換算金額は、作成期末の時価をわが国の対顧客電信売買相場の仲値により邦貨換算したものです。

(注2) 比率欄は、純資産総額に対する評価額(邦貨換算金額)の比率。

(注3) 評価額の単位未満は切捨て。

■投資信託財産の構成

(2023年10月20日現在)

項 目	当 作 成 期 末	
	評 価 額	比 率
投 資 証 券	千円 834,704	% 98.2
コ ー ル ・ ロ ー ン 等 、 そ の 他	15,587	1.8
投 資 信 託 財 産 総 額	850,291	100.0

(注1) 外貨建資産は、当作成期末の時価をわが国の対顧客電信売買相場の仲値により邦貨換算したものです。

なお、10月20日における邦貨換算レートは、1アメリカ・ドル=149.96円です。

(注2) 当作成期末における外貨建資産(834,962千円)の投資信託財産総額(850,291千円)に対する比率は、98.2%です。

(注3) 評価額の単位未満は切捨て。

■資産、負債、元本及び基準価額の状況

2023年5月22日現在 2023年6月20日現在 2023年7月20日現在 2023年8月21日現在 2023年9月20日現在 2023年10月20日現在

項 目	第97期末	第98期末	第99期末	第100期末	第101期末	第102期末
(A) 資 産	920,080,671円	935,267,241円	889,044,790円	869,546,525円	895,044,867円	850,291,657円
コール・ローン等	7,990,573	7,598,044	9,136,129	14,322,779	13,619,156	15,343,287
投資証券(評価額)	911,433,574	911,628,608	878,529,769	854,587,884	861,385,715	834,704,402
未 収 入 金	—	14,995,464	1,141,255	—	19,034,612	—
その他未収収益	656,524	1,045,125	237,637	635,862	1,005,384	243,968
(B) 負 債	6,573,517	13,222,840	5,553,853	5,756,768	23,652,039	5,930,237
未 払 金	—	—	1,144,311	—	9,515,437	—
未払収益分配金	3,689,538	3,605,268	3,509,975	3,401,869	3,343,947	3,317,077
未払解約金	2,117,383	8,841,689	44,123	1,390,468	9,803,042	1,563,484
未払信託報酬	685,953	622,733	628,863	660,566	614,334	603,859
その他未払費用	80,643	153,150	226,581	303,865	375,279	445,817
(C) 純資産総額(A-B)	913,507,154	922,044,401	883,490,937	863,789,757	871,392,828	844,361,420
元 本	1,054,153,960	1,030,076,857	1,002,850,215	971,962,806	955,413,619	947,736,510
次期繰越損益金	△140,646,806	△108,032,456	△119,359,278	△108,173,049	△84,020,791	△103,375,090
(D) 受益権総口数	1,054,153,960口	1,030,076,857口	1,002,850,215口	971,962,806口	955,413,619口	947,736,510口
1万口当り基準価額(C/D)	8,666円	8,951円	8,810円	8,887円	9,121円	8,909円

(注1) 当作成期における作成期首元本額1,057,537,444円、作成期中追加設定元本額10,232,591円、作成期中一部解約元本額120,033,525円です。

(注2) 上記表中の次期繰越損益金がマイナス表示の場合は、当該金額が投資信託財産の計算に関する規則第55条の6第10号に規定する額(元本の欠損)となります。

■ 損益の状況

第97期 自2023年4月21日 至2023年5月22日 第100期 自2023年7月21日 至2023年8月21日
 第98期 自2023年5月23日 至2023年6月20日 第101期 自2023年8月22日 至2023年9月20日
 第99期 自2023年6月21日 至2023年7月20日 第102期 自2023年9月21日 至2023年10月20日

項 目	第97期	第98期	第99期	第100期	第101期	第102期
(A) 配 当 等 収 益	4,357,277円	4,347,039円	4,163,139円	4,227,447円	4,214,451円	4,221,925円
受 取 配 当 金	3,954,379	3,984,994	3,808,117	3,843,162	3,859,780	3,862,828
受 取 利 息	499	—	—	982	—	—
そ の 他 収 益 金	402,399	362,045	355,022	383,303	354,671	359,097
(B) 有 価 証 券 売 買 損 益	2,487,764	29,351,393	△14,132,135	7,395,988	22,124,515	△20,251,450
売 買 損 益	18,795,410	29,432,512	1,803,340	34,529,995	22,238,099	12,430,443
売 買 損 益	△16,307,646	△81,119	△15,935,475	△27,134,007	△113,584	△32,681,893
(C) 信 託 報 酬 等	△766,829	△696,672	△703,113	△738,617	△687,430	△675,135
(D) 当 期 損 益 金 (A + B + C)	6,078,212	33,001,760	△10,672,109	10,884,818	25,651,536	△16,704,660
(E) 前 期 繰 越 損 益 金	△33,339,067	△30,202,617	△782,724	△14,473,855	△6,866,952	15,297,002
(F) 追 加 信 託 差 損 益 金	△109,696,413	△107,226,331	△104,394,470	△101,182,143	△99,461,428	△98,650,355
(配 当 等 相 当 額)	(80,780,873)	(78,973,186)	(76,959,979)	(74,647,156)	(73,394,985)	(72,841,408)
(売 買 損 益 相 当 額)	(△190,477,286)	(△186,199,517)	(△181,354,449)	(△175,829,299)	(△172,856,413)	(△171,491,763)
(G) 合 計 (D + E + F)	△136,957,268	△104,427,188	△115,849,303	△104,771,180	△80,676,844	△100,058,013
(H) 収 益 分 配 金	△3,689,538	△3,605,268	△3,509,975	△3,401,869	△3,343,947	△3,317,077
次 期 繰 越 損 益 金 (G + H)	△140,646,806	△108,032,456	△119,359,278	△108,173,049	△84,020,791	△103,375,090
追 加 信 託 差 損 益 金	△109,696,413	△107,226,331	△104,394,470	△101,182,143	△99,461,428	△98,650,355
(配 当 等 相 当 額)	(80,780,873)	(78,973,186)	(76,959,979)	(74,647,156)	(73,394,985)	(72,841,408)
(売 買 損 益 相 当 額)	(△190,477,286)	(△186,199,517)	(△181,354,449)	(△175,829,299)	(△172,856,413)	(△171,491,763)
分 配 準 備 積 立 金	27,216,865	27,211,185	26,371,658	26,063,434	26,361,838	26,346,330
繰 越 損 益 金	△58,167,258	△28,017,310	△41,336,466	△33,054,340	△10,921,201	△31,071,065

(注1) (B)有価証券売買損益は期末の評価換えによるものを含みます。

(注2) (C)信託報酬等には信託報酬に対する消費税等相当額を含めて表示しています。

(注3) (F)追加信託差損益金とあるのは、信託の追加設定の際、追加設定をした価額から元本を差し引いた差額分をいいます。

(注4) 分配金の計算過程は以下の通りです。

	第97期	第98期	第99期	第100期	第101期	第102期
(a) 費用控除後の配当等収益	3,869,114円	4,257,168円	3,460,026円	3,958,812円	4,104,462円	3,546,790円
(b) 費用控除後・繰越欠損金補填後の 有価証券売買等損益	0円	0円	0円	0円	0円	0円
(c) 収益調整金	80,780,873円	78,973,186円	76,959,979円	74,647,156円	73,394,985円	72,841,408円
(d) 分配準備積立金	27,037,289円	26,559,285円	26,421,607円	25,506,491円	25,601,323円	26,116,617円
(e) 分配可能額(a + b + c + d)	111,687,276円	109,789,639円	106,841,612円	104,112,459円	103,100,770円	102,504,815円
1万円当たり分配可能額	1,059.50円	1,065.84円	1,065.38円	1,071.16円	1,079.12円	1,081.58円
(f) 分配金額	3,689,538円	3,605,268円	3,509,975円	3,401,869円	3,343,947円	3,317,077円
1万円当たり分配金額(税引前)	35円	35円	35円	35円	35円	35円

■ 分配金のお知らせ

決算期	年月日	1万口当たりの分配金(税込)
第97期	2023年5月22日	35円
第98期	2023年6月20日	35円
第99期	2023年7月20日	35円
第100期	2023年8月21日	35円
第101期	2023年9月20日	35円
第102期	2023年10月20日	35円

(注1) 受益者が収益分配金を受け取る際、収益分配金落ち後の基準価額が個別元本と同額の場合または個別元本を上回っている場合には、収益分配金の全額が普通分配金となり、収益分配金落ち後の基準価額が個別元本を下回っている場合には、その下回る部分の額が元本払戻金(特別分配金)となります。

(注2) 元本払戻金(特別分配金)が発生した場合は、収益分配金発生時に個々の受益者の個別元本から当該元本払戻金(特別分配金)を控除した額が、その後の個々の受益者の個別元本となります。

(注3) 個人の受益者が受け取る普通分配金に対する課税について、20.315%(所得税15%、復興特別所得税0.315%および地方税5%)の税率で源泉徴収(申告不要)されます。

※外国税額控除の適用となった場合には、分配時の税金が上記と異なる場合があります。

※法人の受益者の場合は取扱いが異なります。

※税法が改正された場合等には、内容が変更となる場合があります。

<お知らせ>

- 2023年4月30日付で、当該ファンドの投資対象ファンドの名称に変更が生じたので、当該ファンドの投資信託約款の「運用の基本方針」および投資信託約款中の関連条項に所要の整備を行いました。

ご参考として以下に、フィデリティ・コア・インカム・ファンド(毎月決算型)為替ヘッジなしが組入れている各投資信託証券の直前の作成期における運用内容を掲載いたします。

<補足情報>

フィデリティ・ファンズーグローバル・マルチ・アセット・インカム・ファンドの運用状況

■当ファンドの仕組みは次の通りです。

設 定 形 態	(毎月決算型)／(資産成長型)為替ヘッジあり：ルクセンブルグ籍証券投資法人／円建て (毎月決算型)／(資産成長型)為替ヘッジなし：ルクセンブルグ籍証券投資法人／米ドル建て
投 資 目 的	主としてグローバル債券およびグローバル株式に投資し、インカムの確保と中長期的な元本の成長を目指します。
決 算 日	4月30日

運用および純資産変動計算書

2023年4月30日に終了した年度

通貨	USD
投資収益	
受取配当金および受取利息	338,988,796
スワップ取引に係る受取利息	9,862,365
デリバティブ収益	27,517,856
純利益	376,369,017
費用	
運用報酬	88,695,613
管理費	21,713,363
国税	3,585,231
保管費用	1,309,047
販売手数料	4,979,523
成功報酬	—
その他費用	1,314,894
費用合計	121,597,671
スワップ取引に係る支払利息	12,243,849
デリバティブ費用	17,028,956
差金決済取引に係る財務費用	(361,336)
還付ブローカー費用	(8,667)
管理費用の払戻	(913,338)
払戻費用	—
費用還付	—
総費用	149,587,135
純投資収益(損失)	226,781,882
有価証券に係る実現純(損)益	(1,187,466,846)
外貨取引に係る実現純(損)益	79,383,142
差金決済取引に係る実現純(損)益	(1,802,766)
外国為替予約取引に係る実現純(損)益	91,915,426
オプション取引に係る実現純(損)益	6,345,568
先物取引に係る実現純(損)益	(39,834,315)
スワップ取引に係る実現純(損)益	(6,833,164)
有価証券に係る未実現評価(損)益の変動額	533,020,999
外貨取引に係る未実現評価(損)益の変動額	(12,644,168)
差金決済取引に係る未実現評価(損)益の変動額	(1,590,572)
外国為替予約取引に係る未実現評価(損)益の変動額	(23,387,450)
オプション取引に係る未実現評価(損)益の変動額	(783,521)
先物取引に係る未実現評価(損)益の変動額	(14,415,482)
スワップ取引に係る未実現評価(損)益の変動額	2,307,324
運用実績	(349,003,943)
受益者への分配金	(235,340,557)
設定解約	
当期設定額	257,474,186
当期解約額	(1,410,995,159)
調整勘定	(9,532,129)
設定解約に伴う増加(減少)額	(1,163,053,102)
純増加(減少)	(1,747,397,602)
純資産額	
期首	8,870,751,410
期末	7,123,353,808

投資資産明細表 2023年 4 月 30日現在

国コード	株数または額面 通貨	価値 価値	(米ドル) (米ドル)	% Net Assets
------	---------------	----------	----------------	-----------------

公認の証券取引所で取引される証券

エネルギー

TotalEnergies 2.00% VRN (Perpetual)	FR	EUR	12,149,677	10,301,532	0.14
Phillips 66	FR	EUR	12,151,956	9,678,953	0.14
Exxon Mobil	US	USD	5,027,899	5,258,164	0.07
Thaial Treasury Cert 3.75% 18/04/2050 Reg S	TH	USD	6,907,169	4,615,666	0.06
ONEOK	US	USD	34,755	4,149,002	0.06
Republic International Fin. 2.50% VRN (Perpetual)	US	USD	61,060	4,006,770	0.06
Marathon Petroleum	US	USD	3,797,486	3,658,306	0.05
Watershall Dea Fin. 2 BV 3.00% VRN (Perpetual)	NL	EUR	4,108,152	3,466,406	0.05
Santos	AU	AUD	700,001	3,310,271	0.05
Harbour Energy 5.50% 15/10/2026 144A	GB	USD	3,577,890	3,282,052	0.05
Medco Bell PTE 6.375% 30/01/2027 Reg S	SG	USD	3,481,803	3,175,678	0.04
Genesis Energy 8.00% 15/04/2030	US	USD	3,122,015	3,119,627	0.04
TotalEnergy 3.25% VRN (Perpetual)	FR	EUR	3,797,486	3,090,507	0.04
DCP Midstream Operating 5.125% 15/05/2029	US	USD	3,030,643	3,006,031	0.04
Medco Oak Tree 7.375% 14/05/2026 Reg S	SG	USD	3,072,179	2,955,880	0.04
Marathon Petroleum	US	USD	24,041	2,952,906	0.04
S-Oil	KR	KRW	52,295	2,927,362	0.04
ONEOK 6.10% 15/11/2032	US	USD	2,274,193	2,377,020	0.03
HF Sinclair	US	USD	55,833	2,358,443	0.03
Occidental Petroleum 7.50% 01/05/2031	US	USD	2,030,755	2,254,506	0.03
DCP Midstream Operating 6.125% 14/08/2030	US	USD	1,895,042	2,153,230	0.03
Ameren	US	USD	194,963	2,071,478	0.03
Kosmos Energy 7.50% 01/03/2026 Reg S	US	USD	2,440,420	2,051,712	0.03
Pioneer Natural Resources	US	USD	8,912	1,953,580	0.03
QA	QA	USD	2,574,036	1,942,363	0.03
Energy Transfer 6.25% 15/04/2049	US	USD	1,944,435	1,930,610	0.03
Exxon Mobil 4.114% 01/03/2046	US	USD	2,109,992	1,901,970	0.03
Occidental Petroleum 6.625% 01/09/2030	GB	USD	1,701,932	1,809,745	0.03
EnQuest 11.625% 01/11/2027 Reg S	US	USD	1,928,175	1,806,624	0.03
TransCanada Pipelines 1.00% 12/19/2024	US	USD	1,772,393	1,644,426	0.02
Enbridge 5.70% 08/03/2033	CA	USD	1,591,935	1,653,367	0.02
United Tractors	ID	IDR	834,713	1,646,355	0.02
Occidental Petroleum 8.875% 15/01/2030	US	USD	1,374,513	1,615,642	0.02
Tulow Oil 10.25% 15/05/2026 144A	GB	USD	1,962,648	1,358,571	0.02
Equinor 5.70% 06/04/2050	NO	USD	1,705,645	1,441,912	0.02
Global Partner Finance 7.00% 01/08/2027	US	USD	1,459,831	1,412,708	0.02
Energy Transfer 6.00% 15/06/2048	US	USD	1,399,629	1,359,370	0.02
Thaial Treasury 4.875% 28/11/2043 Reg S	TH	USD	1,479,197	1,206,222	0.02
Ecopetrol 6.875% 29/04/2030	CO	USD	1,305,862	1,166,985	0.02
Energy Transfer 4.95% 15/05/2028	US	USD	1,137,097	1,126,246	0.02
PTT China (H)	CN	HKD	1,412,261	1,091,368	0.01
PTT Exploration & Production (F)	TH	THB	218,923	953,043	0.01
KazMunayGas 5.375% 24/04/2030 Reg S	KZ	USD	1,025,844	942,261	0.01
Energy Transfer 5.55% 15/02/2028	US	USD	916,272	936,146	0.01
China Petroleum & Chemical (H)	CN	HKD	1,417,410	928,751	0.01
Thaial Treasury Cert 5.375% 20/11/2048 144A	TH	USD	1,012,796	868,984	0.01
Republic Europe Finance SerI 8.875% 06/07/2033 EMTN	FR	EUR	1,012,796	855,192	0.01
Industries 3.75% 12/01/2062 144A	IN	USD	1,181,596	827,407	0.01
Vita Energy 9.50% 15/01/2025	US	USD	750,392	755,629	0.01
Reliance Industries 2.875% 12/01/2032 144A	IN	USD	886,197	742,075	0.01
BP Capital Markets 3.75% 28/11/2028	GB	USD	751,157	734,895	0.01
Exxon Mobil 6.855% 24/06/2032	US	EUR	845,997	725,870	0.01
Watershall Dea Finance BV 1.823% 25/09/2031	NL	EUR	759,597	666,194	0.01
Schlumberger Finance BV 2.00% 06/05/2032	NL	EUR	675,198	656,177	0.01
China Shenhua Energy (H)	CN	HKD	185,719	616,276	0.01
TotalEnergies Capital Intl. 1.618% 18/05/2040 EMTN	FR	EUR	759,597	607,885	0.01
Mongolian Mining 9.25% 15/04/2024 Reg S	SU	USD	605,333	551,940	0.01
EnergyGen 6.50% 30/04/2027 Reg S	GB	USD	602,241	549,063	0.01
Southeastern Energy 4.75% 01/02/2032	US	USD	610,070	535,451	0.01
IT 6.625% 23/01/2030 EMTN	IT	EUR	592,799	535,179	0.01
Southeastern Energy 8.375% 15/09/2028	US	USD	510,098	534,463	0.01
Occidental Petroleum 6.375% 01/09/2028	US	USD	510,700	531,815	0.01
CGG 8.75% 01/04/2027 144A	FR	USD	602,241	521,178	0.01
Polki Concern Natway ORLEN	PL	PLN	32,596	497,129	0.01
Uzbekintelegaz 4.75% 16/11/2028 Reg S	UZ	USD	458,680	481,747	0.01
HD Hyundai	KR	KRW	10,418	467,163	0.01
Ecopetrol 4.625% 02/11/2031	CO	USD	618,954	460,818	0.01
CGG 7.75% 01/04/2027 Reg S	FR	EUR	463,018	448,560	0.01
Petróleo Mexicanos 7.49% 23/01/2050	MX	USD	651,828	435,764	0.01
Saudi Arabian Oil 1.625% 24/11/2025 Reg S	SA	USD	452,658	420,971	0.01
ONEOK Partner 4.90% 15/03/2025	US	USD	421,998	419,852	0.01
Western Midstream Operating 5.50% 01/02/2050	US	USD	445,056	377,697	0.01
TotalEnergy 15/05/2026 Reg S	FR	EUR	481,215	376,279	0.01
TotalEnergies	FR	EUR	5,688	363,812	0.01
KazMunayGas 6.375% 24/10/2048 Reg S	KZ	USD	419,473	354,688	0.00
BP Capital Markets 4.375% VRN (Perpetual)	GB	USD	339,591	326,695	0.00
Exxon Mobil 4.27% 19/05/2040	US	USD	337,599	319,214	0.00
Genesis Energy 8.875% 15/04/2030	US	USD	308,227	308,708	0.00
KazMunayGas National 6.375% 24/10/2048 144A	KZ	USD	337,599	285,459	0.00
PTT (F)	TH	THB	310,668	282,602	0.00
Frontera Energy 7.875% 21/06/2028 Reg S	CA	USD	365,541	277,491	0.00
Petróleo Mexicanos 6.75% 21/09/2047	MX	USD	394,944	242,355	0.00
Crestwood Midstream Partners 5.75% 01/04/2025	US	USD	240,896	237,642	0.00
Petróleo Mexicanos 6.95% 28/01/2060	MX	USD	387,589	237,290	0.00
Petróleo Mexicanos 2.75% 21/04/2027 EMTN	MX	USD	227,744	201,323	0.00
Ecopetrol 8.875% 15/01/2033	CO	USD	173,425	168,260	0.00
KazMunayGas 5.75% 19/04/2047 Reg S	KZ	USD	209,729	166,631	0.00
Star Petroleum Refining (F)	TH	THB	534,303	152,383	0.00
Dayang Enterprise Holdings	MY	MYR	497,662	147,888	0.00
Shell International Finance 1.75% 10/09/2052 EMTN	NL	GBP	236,519	144,192	0.00
Aker BP	NO	NOK	5,654	135,171	0.00
Saudi Arabian Oil 3.50% 16/04/2029 Reg S	SA	USD	141,456	133,852	0.00
Nustrum Oil & Gas	NL	GBP	563,635	71,263	0.00
ACandelaria (Spain) 7.50% 15/02/2028 Reg S	ES	USD	74,115	68,778	0.00

国コード	株数または額面 通貨	価値 価値	(米ドル) (米ドル)	% Net Assets	
KazMunayGas 3.50% 14/04/2033 Reg S	KZ	USD	54,602	42,186	0.00
Kosmos Energy 7.75% 01/05/2027 Reg S	US	USD	23,312	20,189	0.00
				139,003,918	1.95

公益事業

Greencoat Renewables (GB)	IE	EUR	51,407,358	61,010,255	0.86
Renewables Infrastructure Group	GB	GBP	15,792,553	22,071,389	0.31
EDF 3.375% VRN (Perpetual)	FR	EUR	18,870,575	15,508,805	0.22
National Grid	GB	GBP	991,809	14,280,446	0.20
Enel	IT	EUR	1,967,087	13,462,145	0.19
Ameren	US	USD	69,660	6,240,151	0.09
Mong Duong Fin. Holdings 5.125% 07/05/2029 Reg S	US	USD	7,096,527	6,178,346	0.09
US Solar Fund	GB	USD	7,632,599	6,106,079	0.09
JSW Hydro Energy 4.125% 18/05/2031 Reg S	IN	USD	7,214,897	6,030,365	0.08
Sempra Energy	US	USD	32,695	5,093,902	0.07
China Oil & Gas Group 4.70% 30/06/2026	BM	USD	5,764,774	4,878,440	0.07
Public Service Enterprise Group	US	USD	74,438	4,739,523	0.07
Cikarang Litrindo 4.95% 14/09/2026 Reg S	ID	USD	4,915,487	4,626,317	0.06
CMS Energy	US	USD	68,370	4,261,508	0.06
India Clean Energy Holdings 4.50% 18/04/2027 Reg S	MU	USD	5,176,736	4,216,100	0.06
Orsted 5.25% VRN 08/12/2032	DK	EUR	3,797,486	4,170,725	0.06
ENBW 1.25% VRN 31/08/2081	DE	EUR	5,316,481	4,138,579	0.06
EDF 6.00% VRN (Perpetual) EMTN	FR	GBP	3,395,110	3,817,632	0.05
Brookfield Renewable Partners	CA	USD	121,486	3,761,204	0.05
ParifiCorp 5.375% 01/12/2033	US	USD	3,411,290	3,463,241	0.05
Veolia Environnement 2.50% VRN (Perpetual)	FR	EUR	3,797,486	3,463,241	0.05
China Yangtze Power (A)	CN	CNY	980,613	3,102,027	0.04
Star Energy Geothermal 6.75% 24/04/2033 Reg S	VG	USD	2,913,826	2,861,760	0.04
NexEra Energy (Perpetual) EMTN	US	USD	35,411	2,709,155	0.04
EDF 7.50% VRN (Perpetual) EMTN	FR	EUR	2,427,963	2,625,575	0.04
Iberdrola Internacional 2.250% VRN (Perpetual)	NL	EUR	2,700,490	2,423,657	0.03
Comision Federal de Electric 5.00% 30/07/2049 EMTN MX	MX	USD	2,668,244	2,175,857	0.03
DPL 4.35% 15/04/2029	US	USD	2,408,962	2,171,276	0.03
India Green Power Holdings 4.00% 22/02/2027 Reg S	US	USD	2,421,532	2,118,851	0.03
Edison International 6.95% 15/11/2029	US	USD	1,687,994	1,831,626	0.03
Instituto Costarricense 6.375% 15/05/2023 Reg S	CR	USD	2,192,697	1,815,554	0.03
Abu Dhabi National Energy 4.696% 24/04/2033 Reg S	AE	USD	1,721,536	1,756,237	0.02
ContourGlobal Power 3.125% 01/01/2028 Reg S	LU	EUR	1,919,400	1,707,462	0.02
ENBW 4.375% VRN 31/08/2081	DE	EUR	1,899,743	1,646,622	0.02
Shenzhen Gas (A)	CN	CNY	1,595,407	1,592,505	0.02
HK Electric Investments & HK Electric Investments	HK	HKD	2,491,629	1,571,359	0.02
Teollisuuden Voima 1.125% 09/05/2026 EMTN	FI	EUR	1,510,441	1,539,552	0.02
EDF 4.25% 25/01/2025 EMTN	FR	EUR	1,455,484	1,455,484	0.02
EDF 4.25% 25/01/2032 EMTN	FR	EUR	1,387,258	1,518,162	0.02
DPL 4.125% 01/07/2025	US	USD	1,521,260	1,462,364	0.02
Shenzhen Gas (A)	CN	CNY	1,401,896	1,401,102	0.02
PG&E 2.5% 01/07/2030	US	USD	1,445,577	1,333,151	0.02
NexEra Energy Capital 2.25% 01/06/2050	US	USD	1,533,964	1,317,856	0.02
Nippon Gas	JP	JPY	80,003	1,253,230	0.02
Terna 2.375% VRN (Perpetual)	IT	EUR	1,139,058	1,033,550	0.01
NexEra Energy 1.875% 15/01/2027	US	USD	1,055,681	958,800	0.01
EDF 6.70% 01/04/2033	FR	EUR	929,677	929,089	0.01
Greenko Pow 4.50% 13/12/2028 Reg S	MU	USD	997,710	869,865	0.01
Electricite De France 3.875% 12/01/202					

国コード	通貨	株数または額面 価額	時価 (米ドル)	% Net Assets	国コード	通貨	株数または額面 価額	時価 (米ドル)	% Net Assets						
ArceLorMittal	6.55%	29/11/2027	LU	EUR	1,350,595	1,408,235	0.02	AGC	JP	JPY	55,115	1,222,550	0.02		
Silvery Siltwater			ZA	ZAR	404,651	1,334,239	0.01	TK Elevator Holdco	4.625%	15/07/2028 Reg S	DE	EUR	1,308,624	1,211,910	0.02
Solvay Finance	5.86%	VRN (Perpetual)	FR	EUR	1,210,092	1,333,379	0.02	Ashtech Group	4.50%	11/08/2032 144A	US	USD	1,185,510	1,172,205	0.02
Sumitomo Metal Mining			JP	JPY	35,557	1,308,028	0.02	Ryder System	5.65%	01/03/2028 MTN	US	USD	1,097,196	1,123,056	0.02
Jiangxi Copper (H)			CN	HKD	717,933	1,276,276	0.02	Norfolk Southern	4.10%	15/05/2121	US	USD	1,519,194	1,094,536	0.02
US Chemical	6.90%	15/05/2055	US	USD	1,097,196	1,267,453	0.02	Intellicast Parcel Services	4.0%	15/11/2046	US	USD	1,350,595	1,082,021	0.02
Rio Tinto (AU)			AU	AUD	16,187	1,212,929	0.02	Delhi Intl Airport	6.125%	31/10/2026 Reg S	IN	USD	1,001,503	970,865	0.01
Air Water			JP	JPY	89,186	1,125,090	0.02	Infra 3.50%	15/07/2026 Reg S	SE	EUR	1,009,492	918,877	0.01	
Huhtamaki	4.25%	09/06/2027	FI	EUR	1,035,626	1,120,064	0.02	Acter Group			TW	TWD	204,566	902,774	0.01
PTI Global Chemical (H)			TH	THB	843,450	1,027,886	0.01	CRRC (H)			CN	HKD	1,392,224	900,141	0.01
PTP Indonesia PT 4.20%	14/04/2052 144A		ID	USD	1,097,196	1,012,897	0.01	Okuma			JP	JPY	36,045	884,008	0.01
Zijin Mining Group (H)			CN	HKD	458,951	742,286	0.01	Nishimatsu Construction			JP	JPY	33,213	873,119	0.01
Nippon Light Metal Holdings			JP	JPY	66,816	699,358	0.01	Rolls-Royce	4.625%	16/02/2026 Reg S	GB	EUR	793,801	862,116	0.01
Glencore Capital	0.75%	01/05/2029 EMTN	IE	EUR	759,597	679,600	0.01	NARI Technology (A)			CN	CNY	227,543	860,335	0.01
Denko			JP	JPY	33,894	677,477	0.01	Meitec			JP	JPY	50,698	855,164	0.01
Covestro	4.75%	15/11/2028 EMTN	DE	EUR	590,798	671,070	0.01	Lixil			JP	JPY	54,512	852,138	0.01
Solvay	0.50%	06/09/2029	BE	EUR	675,198	627,995	0.01	Schneider Electric	3.375%	13/04/2034 EMTN	FR	EUR	759,597	832,957	0.01
Azko Nobel	1.50%	28/02/2028 EMTN	NL	EUR	590,798	594,801	0.01	TK Elevator	7.625%	15/07/2028 144A	DE	USD	928,655	830,282	0.01
INEOS Quattro Finance	2.50%	15/01/2026 Reg S	GB	EUR	581,102	579,709	0.01	MISC Capital	2.50%	06/04/2027 144A	MY	USD	845,997	799,711	0.01
INEOS Finance	2.875%	01/05/2024 Reg S	GB	EUR	562,440	575,860	0.01	Healthrow Finance	5.75%	03/05/2025	GB	GBP	592,166	733,021	0.01
ArceLorMittal SA	4.875%	26/09/2026 EMTN	LU	EUR	506,398	572,524	0.01	Illinois Tool Works	2.65%	15/11/2026	US	USD	759,597	726,593	0.01
China Hongqiao Group			CN	HKD	565,483	556,015	0.01	Eli	2.875%	15/02/2026 EMTN	FR	EUR	678,686	723,166	0.01
Nickel Mines			AU	AUD	720,835	456,734	0.01	Siemens Fin.	1.00%	20/02/2025 EMTN	NL	GBP	590,798	695,951	0.01
Freeport Indonesia	5.315%	14/04/2032 Reg S	ID	USD	456,804	450,986	0.01	Republic Services	5.00%	01/04/2034	US	USD	697,317	692,761	0.01
Air Liquide Finance	1.25%	13/04/2028 EMTN	FR	EUR	421,998	427,701	0.01	Sinopec Engineering Group (H)			CN	HKD	1,537,051	629,575	0.01
CAP			CL	CLP	58,538	413,971	0.01	essajey Finco	1.875%	03/03/2028 EMTN	NL	EUR	675,198	655,394	0.01
ATI	5.875%	01/12/2027	US	USD	404,706	395,061	0.01	Deutsche Post	1.00%	20/05/2032 EMTN	DE	EUR	675,198	622,739	0.01
Chlor-Alkali Energy Fin.	5.625%	15/10/2028 144A	US	USD	421,568	374,671	0.01	Okuyama	5.375%	30/06/2042	FR	EUR	618,638	618,638	0.01
Angang Steel (H)			CN	HKD	1,038,834	344,698	0.00	MMS USA Holdings	0.625%	13/06/2025	US	USD	590,798	613,882	0.01
INEOS Quattro	3.375%	15/01/2026 Reg S	GB	USD	356,558	327,695	0.00	NARI Technology (A)			CN	CNY	162,240	613,425	0.01
Persius Mining			AU	AUD	185,412	274,079	0.00	Sinotruk (Hong Kong)			CN	HKD	396,452	604,470	0.01
Air Liquide Finance	2.875%	16/09/2032 EMTN	FR	EUR	253,199	271,026	0.00	ISS Global	1.50%	31/08/2027 EMTN	DK	EUR	590,798	594,165	0.01
Freeport Indonesia	6.20%	14/04/2052 Reg S	ID	USD	283,590	261,802	0.00	TK Elevator US Newco	5.25%	15/07/2027 144A	JP	JPY	25,640	564,285	0.01
Siam Cement (F)			TH	THB	25,882	219,702	0.00	Nippon Yusen Kabushiki Kaisha			JP	JPY	25,640	558,055	0.01
Aris Mining	6.875%	09/08/2026 Reg S	CA	USD	256,035	205,952	0.00	Cie de Saint-Gobain	2.125%	10/06/2028 EMTN	FR	EUR	506,398	524,634	0.01
ArceLorMittal	6.80%	29/11/2032	LU	USD	168,799	176,820	0.00	Singapore Technologies Engineering			SG	SGD	174,973	476,283	0.01
PPG Industries	0.5%	01/06/2029	US	USD	168,799	176,781	0.00	Rolls-Royce	5.75%	15/01/2027 144A	GB	USD	466,756	456,404	0.01
Avia Avion			ID	IDR	4,250,484	173,862	0.00	lino Kaizen Kaisha			JP	JPY	61,053	458,259	0.01
Baoshan Iron & Steel (A)			CN	CNY	176,133	163,912	0.00	Shibaura Machine			JP	JPY	13,871	321,751	0.00
Keshun Waterproof Technologies			CN	CNY	97,317	151,547	0.00	Howmet Aerospace	5.9%	01/03/2027	US	USD	286,647	291,111	0.00
Braskem Netherlands Fin.	7.25%	13/02/2033 Reg S	NL	EUR	133,740	127,845	0.00	Doric	1.875%	31/03/2027 (Pref'd)	GB	GBP	604,564	264,577	0.00
Scientex			MY	MYR	126,208	124,110	0.00	Aurena Citramula			ID	IDR	401,036	250,507	0.00
Victrex			GB	GBP	2,735	57,669	0.00	Hefei Meiya Optoelectronic Technology (A)			CN	CNY	63,009	247,215	0.00
Anhui Conch Cement (A)			CN	CNY	12,669	49,218	0.00	RCB Bond	5.25%	04/11/2027 Reg S	GB	GBP	232,111	236,013	0.00
Beijing International Yuhong Waterproof Technology (A)			CN	CNY	5,319	15,076	0.00	Travis Perkins	3.75%	17/02/2026	GB	GBP	176,999	201,045	0.00
Scientex Mining	0.5%	(Perpetual)	CN	HKD	10,740	10,407	0.00	Rolls-Royce	2.50%	06/05/2031 EMTN	GB	GBP	120,671	189,820	0.00
Scientex WTS	14/01/2026		MY	MYR	8,340	1,095	0.00	Healthrow Finance	4.75%	01/03/2024	GB	GBP	144,900	179,507	0.00
					107,427,952	1.51		CTOS Digital			MY	MYR	480,357	152,178	0.00
								Arena Luxembourg Finance	1.875%	01/02/2028 Reg S	LU	EUR	152,876	134,122	0.00
								Business Online (F)			TH	THB	421,038	123,463	0.00
								Surya Pertiwi			ID	IDR	2,981,650	112,880	0.00
								Grand Venture Technology			SG	SGD	270,100	99,575	0.00
								CIMC Enric Holdings			HK	HKD	8,350	78,550	0.00
								Epirac (B)			SE	SEK	85,089	65,469	0.00
								Aurena Citramula			PH	PHP	87,794	62,556	0.00
								RELX			GB	GBP	1,481	49,291	0.00
								Cebu Air (Pref'd)			PH	PHP	58,558	41,657	0.00
								Credit Bureau Asia			SG	SGD	45,341	33,270	0.00
								Cardig Aero Services			ID	IDR	1,076,136	50,235	0.00
													248,186,082	3.48	
情報技術															
RELX (NL)			GB	EUR	1,042,527	34,666,611	0.49	Taiwan Semiconductor Manufacturing			TW	TWD	2,345,698	38,341,557	0.54
Legrand			FR	EUR	219,307	20,749,202	0.29	Samsung Electronics			KR	KRW	454,167	21,288,198	0.30
Wolters Kluwer			NL	EUR	137,993	18,304,119	0.26	Tencent Holdings			CN	HKD	412,759	18,281,234	0.26
Hubsell (B)			US	USD	54,544	14,408,702	0.20	Cisco Systems			US	USD	335,830	15,810,897	0.22
Vinci			FR	EUR	106,210	13,156,123	0.18	Texas Instruments			US	USD	89,877	14,969,001	0.21
Cie de Saint-Gobain			FR	EUR	193,500	11,198,185	0.16	Samsung Electronics Perpetual (Pref'd)			KR	KRW	31,953	13,088,930	0.18
United Parcel Service (B)			US	USD	36,669	6,614,023	0.09	Intel			US	USD	350,609	10,312,685	0.14
India AirPort	6.25%	25/10/2025 Reg S	IN	USD	6,557,624	6,285,460	0.09	Network I2i	5.650%	VRN (Perpetual) Reg S	MY	USD	6,863,476	6,588,937	0.09
SK			SE	SEK	275,847	5,613,864	0.07	Dell Technologies			US	USD	149,647	5,491,680	0.09
Schneider Electric (FR)			FR	EUR	29,885	5,206,968	0.07	Intellicast			TW	TWD	246,486	5,248,106	0.07
ITOCHU			JP	JPY	131,092	4,337,581	0.06	Broadcom			US	USD	8,336	5,196,145	0.07
Siemens			DE	EUR	27,279	3,662,368	0.05	Juniper Networks			US	USD	146,295	4,388,838	0.06
National Express Group	4.25%	VRN (Perpetual)	GB	GBP	3,037,989	3,377,775	0.05	Oramo	3.575%	25/04/2026 EMTN	FR	EUR	3,319,969	5,577,042	0.05
Industrial Direct			US	USD	33,780	3,065,872	0.04	Taiwan Semiconductor Manufacturing			TW	USD	39,407	3,515,281	0.05
Pacific Basin Shipping			HK	HKD	8,771,743	3,049,109	0.04	Samsung SDI			KR	KRW	4,257	3,237,195	0.05
Kone (B)			FI	EUR	48,495	2,767,927	0.04	Baidu (A)			CN	HKD	211,150	3,153,572	0.04
Air Lease	3.125%	01/12/2030	US	USD	3,195,283	2,725,874	0.04	Seagate Technology Holdings			US	USD	49,020	2,864,256	0.04
Healthrow Funding	7.125%	14/02/2024 EMTN	GB	GBP	6,851,282	2,320,324</									

国コード	株数または額面 通貨	時価 (米ドル)	% Net Assets	国コード	株数または額面 通貨	時価 (米ドル)	% Net Assets
SK Hynix 6.50% 17/01/2033 Reg S	KR	USD	1,206,115	1,195,555	0.02		
HIP 2.0% 15/04/2032	US	USD	1,320,169	1,183,510	0.02		
Oracle 5.55% 06/02/2035	US	USD	1,211,463	1,169,592	0.02		
Yageo	TW	TWD	71,874	1,162,539	0.02		
Corning 5.45% 15/11/2029	US	USD	1,097,196	1,035,745	0.01		
Puretech Technology	TW	TWD	325,279	972,674	0.02		
SK Hynix 1.75% 11/04/2030	KR	USD	910,275	933,286	0.01		
Tkio 3.62% 15/03/2029	US	USD	1,099,089	938,457	0.01		
Oracle 3.65% 25/03/2041	US	USD	947,476	737,543	0.01		
SAP 0.125% 18/05/2026	DE	EUR	675,198	685,021	0.01		
Global Holdings	TWD	TWD	353,844	671,498	0.01		
Infinion Technologies 2.00% 24/06/2032 EMTN	DE	EUR	675,198	652,009	0.01		
Micron Technology	US	USD	9,893	625,052	0.01		
ams OSRAM 2.125% 03/11/2027	AT	EUR	764,075	573,607	0.01		
ASIS Technology Holding	TW	TWD	129,005	422,691	0.01		
Tencent Holdings 3.925% 19/01/2038 Reg S	KY	USD	454,839	388,051	0.01		
Orano 4.875% 23/09/2024 EMTN	FR	EUR	339,343	379,881	0.01		
Ryoya Electro	JP	JPY	20,221	368,800	0.01		
Taiwan Union Technology	TW	TWD	170,472	368,646	0.01		
LONGi Green Energy Technology	CN	CNY	71,543	361,336	0.01		
SK Hynix 3.00% 17/09/2024	KR	USD	337,599	324,849	0.00		
Oracle 6.90% 09/11/2032	US	USD	253,199	284,583	0.00		
Longshine Technology (A)	CN	CNY	62,379	216,236	0.00		
ADM Holdings	SG	SGD	79,868	203,331	0.00		
International Business Machines 4.875% 06/02/2038	US	GBP	168,799	201,845	0.00		
FPT	VN	VND	57,014	188,337	0.00		
Pentamaster International	MY	MYR	1,225,285	173,444	0.00		
Sumitomo Industrial Internet (A)	JP	JPY	66,335	159,651	0.00		
ASMT	HK	HKD	18,872	148,088	0.00		
Baidu ADR	CN	USD	1,220	146,462	0.00		
LONGi Green Energy Technology	CN	CNY	21,838	110,157	0.00		
Tongdao Leping Group	CN	HKD	69,089	88,440	0.00		
Metafdata Electronics	ID	IDR	2,168,468	84,281	0.00		
SKP Resources	MY	MYR	233,545	68,198	0.00		
VS Industry	MY	MYR	322,845	59,112	0.00		
DEO Green Technologies	MY	MYR	61,803	57,055	0.00		
UHS Holdings	SG	SGD	20,055	16,055	0.00		
Foxconn Industrial Internet (A)	CN	CNY	4,086	9,517	0.00		
			228,492,984	3.21			

一般消費財・サービス

Omnicon Group	US	USD	206,830	18,767,779	0.26		
Bridgestone	JP	JPY	359,029	14,387,592	0.20		
Alibaba Group Holding (CN)	CN	HKD	1,076,870	11,382,320	0.16		
Audiotex	SE	SEK	125,614	10,696,040	0.15		
Volkswagen Int'l Fin.3.375% VRN (Perpetual)	NL	EUR	7,594,912	8,093,458	0.02		
Volkswagen Int'l Finance 4.375% VRN (Perpetual)	NL	EUR	8,814,023	8,051,837	0.11		
Volkswagen Int'l Securities 4.125% 15/08/2030 Reg S	GB	GBP	6,810,010	6,735,355	0.09		
Volkswagen Int'l Fin. 4.625% VRN (Perpetual)	NL	EUR	6,455,726	6,439,711	0.09		
United Resorts Finance 5.375% 04/12/2029 Reg S	KY	USD	6,444,749	5,311,118	0.08		
Stouffville City Finance 6.50% 15/01/2028 Reg S	VG	USD	5,279,084	4,817,789	0.07		
The Interpublic Group of Companies	US	USD	125,332	4,491,898	0.06		
Meltan (B)	CN	HKD	261,226	4,459,268	0.06		
Publicis Group	FR	EUR	53,705	4,394,625	0.06		
Verisure Holdings 5.875% 15/07/2026 Reg S	SE	EUR	4,264,664	4,351,604	0.06		
Galaxy Entertainment Group	HK	HKD	583,886	4,144,083	0.06		
GEMS Education Delaware 7.125% 31/07/2026 Reg S	US	USD	4,068,495	3,966,637	0.06		
LHMC Fincio 7.25% 02/10/2025 Reg S	LU	EUR	3,642,242	3,627,386	0.05		
eitf.com Services 2.75% 14/11/2024	KY	USD	4,656,058	3,735,349	0.05		
Meltan 5.39% 27/04/2027	KY	USD	4,145,180	3,629,105	0.05		
Loves Cos 5.80% 15/09/2062	US	USD	3,411,290	3,438,579	0.05		
MGM China Holdings 5.25% 18/06/2025 Reg S	KY	USD	3,481,803	3,328,865	0.05		
Altice (France) Holding 8.00% 15/05/2027 Reg S	LU	EUR	3,983,272	3,162,802	0.04		
Sea ADR	SG	USD	40,859	3,093,017	0.04		
Altice Finance 5.75% 15/08/2029 144A	LU	USD	3,782,539	3,019,021	0.04		
Wynn Macau 5.625% 26/08/2028 Reg S	KY	USD	3,459,046	3,017,015	0.04		
BVD (H)	CN	HKD	94,057	2,842,229	0.04		
Perfect World (A) (China)	CN	CNY	868,669	2,756,001	0.04		
JLR Automotive 5.875% 15/01/2028 144A	GB	USD	2,958,098	2,545,841	0.04		
MGM China Holdings 5.875% 15/05/2026 Reg S	KY	USD	2,412,320	2,519,154	0.03		
Virginia Holding 3.25% 15/02/2027 Reg S	SE	EUR	2,347,851	2,284,496	0.03		
PDD Holdings ADR	IE	EUR	45,264	2,280,403	0.03		
888 Acquisitions 7.55% 15/07/2027 Reg S	GI	EUR	2,091,226	2,094,580	0.03		
Li & Fung 5.25% (Perpetual) EMTN	BM	USD	3,835,900	2,080,976	0.03		
Alwyn Entertainment Fin. 7.25% 30/04/2030 Reg S	GB	EUR	1,857,405	2,074,002	0.03		
Walmart's 5.15% 09/09/2052 MTN	US	USD	2,025,595	2,060,175	0.03		
Meltan 5.95% 27/04/2026	KY	USD	2,455,740	2,025,543	0.03		
Toil Brothers Finance 3.80% 01/11/2029	US	USD	2,150,250	1,960,118	0.03		
China Tourism Group Duty Free (H)	CN	HKD	89,621	1,914,309	0.03		
Studio City Finance 6.00% 15/07/2025 Reg S	VG	USD	1,961,645	1,806,477	0.03		
Vail Resorts	US	USD	7,403	1,771,180	0.03		
Albion Financing 8.75% 15/04/2027 144A	LU	USD	2,020,212	1,764,891	0.02		
Isuzu Motors	JP	JPY	141,642	1,667,415	0.02		
Hasbro	US	USD	26,829	1,632,799	0.02		
GEMS Education Delaware 7.125% 31/07/2026 144A	US	USD	1,607,982	1,561,722	0.02		
Nittera	JP	JPY	73,068	1,528,981	0.02		
Ford Motor 3.25% 12/02/2032	US	USD	1,934,397	1,495,141	0.02		
Ford Motor 9.625% 22/04/2030	US	USD	1,279,756	1,489,827	0.02		
Ford Motor 7.45% 16/07/2031	US	USD	1,383,587	1,456,779	0.02		
Albion Finance 3.25% 15/10/2024 Reg S	LU	EUR	1,424,538	1,455,949	0.02		
Sumner BC 5.75% 31/01/2026 Reg S	LU	EUR	1,484,262	1,430,725	0.02		
Service International 4.00% 15/05/2031	US	USD	1,607,982	1,417,340	0.02		
Genting (Malaysia)	MY	MYR	2,312,887	1,407,488	0.02		
Ubs	US	USD	39,334	1,371,301	0.02		
U2 Secured Financing 3.50% 15/01/2032 Reg S	NL	EUR	1,440,977	1,246,664	0.02		
Sumitomo Electric Industries	JP	JPY	97,098	1,235,627	0.02		
Hankook Tire & Technology	KR	KRW	46,157	1,189,816	0.02		
United Group 5.25% 01/02/2030 Reg S	NL	EUR	1,428,926	1,186,249	0.02		
Rakuten Group 5.125% VRN (Perpetual) Reg S	JP	USD	1,802,345	1,176,756	0.02		

Lowes Cos 5.85% 01/04/2063	US	USD	1,137,097	1,147,695	0.02		
TKC Co. 3.875% 15/04/2030	KY	USD	1,139,594	1,113,638	0.02		
Champion Path Holdings 4.85% 21/01/2028	VG	USD	1,329,002	1,106,394	0.02		
United Group 4.00% 15/11/2027 Reg S	NL	EUR	1,264,463	1,102,391	0.02		
Tongcheng Travel Holdings	CN	HKD	519,267	1,101,655	0.02		
United Macao	MO	USD	1,278,872	1,095,048	0.02		
Champion Path Holdings 4.50% 27/01/2026	VG	USD	1,201,565	1,066,388	0.01		
Paya International	TW	TWD	56,495	1,055,736	0.01		
Latomatica 9.75% 30/09/2027 Reg S	IT	EUR	829,341	984,687	0.01		
Bath & Body Works 6.875% 01/11/2035	US	USD	1,032,240	935,210	0.01		
Champion Path Holdings 4.50% 27/01/2026	VG	USD	1,201,565	932,419	0.01		
Camping World Holdings	US	USD	59,096	869,101	0.01		
Makalot Industrial	TW	TWD	118,015	855,653	0.01		
General Motor Financial 5.85% 06/04/2030	US	USD	840,542	840,127	0.01		
Rakuten Group 4.25% VRN (Perpetual) Reg S	JP	EUR	1,492,852	796,860	0.01		
ZF Finance 2.00% 06/05/2027 EMTN	DE	EUR	814,424	781,959	0.01		
Zhongsheng Group Holdings	CN	HKD	181,896	775,718	0.01		
Toyot Tire & Rubber	JP	JPY	65,155	774,159	0.01		
Melco Resorts Finance 5.75% 21/07/2028 Reg S	US	USD	869,513	758,476	0.01		
China Yongda Automobiles Services Holdings	CN	HKD	1,112,211	744,724	0.01		
Yum! Brands 4.625% 31/01/2032	US	USD	790,140	738,093	0.01		
CT Investment 5.50% 15/04/2026 Reg S	DE	EUR	678,475	665,781	0.01		
Alibaba Group Holding ADR	CN	USD	7,737	656,098	0.01		
ZF Finance 5.75% 05/08/2026 EMTN	US	USD	577,503	642,864	0.01		
Las Vegas Sands 3.90% 08/08/2029	US	USD	696,190	634,883	0.01		
PVH 3.125% 15/12/2027 Reg S	US	EUR	590,798	626,449	0.01		
Vivendi 8.875% 18/09/2024 EMTN	FR	EUR	590,798	625,944	0.01		
3iFlexus 2.625% 24/04/2028	NL	EUR	590,798	608,182	0.01		
IVV 1.375% 26/09/2026	GB	EUR	590,798	602,115	0.01		
ZF Finance 3.00% 21/09/2025 EMTN	DE	EUR	453,149	454,886	0.01		
Marriott International 4.90% 15/04/2029	US	USD	454,839	452,282	0.01		
Lao Feng Xiang (A)	CN	USD	41,211	400,702	0.01		
Concord 3.875% 20/02/2036	US	USD	438,878	398,412	0.01		
Dana 5.625% 15/06/2028	US	USD	429,398	396,613	0.01		
Genting (Malaysia)	MY	MYR	330,454	348,755	0.00		
Home Product Center (F)	TH	THB	827,517	339,993	0.00		
United Group 3.125% 15/02/2026 Reg S	US	USD	331,359	319,637	0.00		
Dream International	HK	HKD	548,710	318,684	0.00		
Fujibo Holdings	JP	JPY	12,508	289,502	0.00		
Brilliance China Automotive Holdings	HK						

国コード	通貨	株数または額面		時価 (米ドル)	% Net Assets	国コード	通貨	株数または額面		時価 (米ドル)	% Net Assets
		額面	株数					額面	株数		
US	USD	1,173,484		1,174,359	0.02	China National Accord Medicines (B)	CN	HKD	32,799	89,022	0.00
General Mills 5.241% 18/11/2025	US	1,276,698		1,127,441	0.02	Merck 2.875% VRN 25/06/2019	DE	EUR	84,400	81,738	0.00
Sigma Holdco 5.75% 15/05/2026 Reg S	US	581,733		1,104,670	0.02						
CP ALL (F)	TH	298,003		1,074,678	0.01						
Henan Shuanghui Investment & Deve. (A)	CN	920,562		977,013	0.01						
Bellis Acquisition 4.50% 16/02/2026 Reg S	GB	304,089		914,215	0.01	金融					
DE Retail Group Holdings	HK	1,539,034		855,689	0.01	Deutsche Boerse	DE	EUR	162,904	31,095,394	0.44
WH Group	ID	1,375,684		604,296	0.01	Zurich Insurance Group	CH	CHF	50,989	24,706,282	0.35
Indofast Sukses Makmur	SG	512,319		584,384	0.01	Alpham Credit	GB	USD	24,511,139	23,138,515	0.32
Iceland Bondco 4.625% 15/05/2025 Reg S	GB	170,302		502,969	0.01	BlackRock	US	USD	32,535	21,851,390	0.31
Wilmar International	SG	98,734		411,590	0.01	Bioparc	EUR	85,826	21,551,222	0.30	
Yongfeng Pharmaceutical (A)	CN	506,598		346,840	0.00	Barclays 5.875% VRN (Perpetual)	GB	GBP	19,534,269	20,918,556	0.29
Pepsi 1.05% 09/10/2050	US	9,715		334,853	0.00	Sampo (A)	FI	EUR	404,573	20,527,968	0.29
Koninklijke Alho Delhaize	NL	46,657		322,580	0.00	Taylor Maritime Investment	HK	USD	17,380,626	20,031,171	0.28
Myvan Foods (A)	CN	2,538		299,130	0.00	Saci Energy Efficiency Income	GB	GBP	15,910,707	18,615,312	0.26
China Mengniu Dairy	HK	73,298		295,451	0.00	Deutsche Bank 4.29% VRN 24/05/2028	DE	USD	18,308,680	18,226,812	0.26
Heineken (Malaysia)	MY	45,975		290,045	0.00	KBC Group 4.25% VRN (Perpetual)	BE	EUR	17,924,134	16,691,147	0.23
Inner Mongolia Yili Industrial Group (A)	CN	67,143		286,493	0.00	Round Hill Music Royalty Fund	GB	USD	23,308,307	16,315,815	0.23
Cosimo Guichard 4.040% 05/08/2026 EMTN	FR	1,146,189		251,299	0.00	Admiral Group	GB	GBP	529,625	15,398,067	0.22
Hormel Foods 3.05% 03/04/2051	US	537,999		243,825	0.00	Singapore Exchange	SG	SGD	11,807	15,196,506	0.16
Dashenlin Financial Services Group (A)	CN	48,615		241,658	0.00	Progressive	US	USD	107,587	14,536,075	0.20
Sun Art Retail Group	HK	546,807		237,373	0.00	Real Estate Credit Investments	GB	GBP	8,936,073	14,446,004	0.20
Uni-President China Holdings	CN	229,306		228,866	0.00	Alia Group	HK	HKD	1,323,545	14,379,451	0.20
Coca-Cola 3.75% 15/05/2035	US	263,199		209,583	0.00	UBS Group 7.00% VRN (Perpetual) 144A	CH	USD	14,580,068	15,800,035	0.19
Universal Robina	PH	77,640		206,067	0.00	ICB China 3.20% VRN (Perpetual)	CN	USD	14,436,947	15,342,732	0.19
Osoptsa (F)	TH	222,783		192,753	0.00	Bank of Communications 3.80% VRN (Perpetual)	CN	USD	13,827,083	15,342,936	0.19
First Resources	SG	154,164		177,494	0.00	BNP Paribas 6.625% VRN (Perpetual) Reg S	FR	EUR	13,670,950	15,078,314	0.18
Mayora Indah (PT)	ID	877,835		155,664	0.00	Muenchener Rueckversicherungs-Gesellschaft	DE	EUR	33,067	12,430,299	0.17
Pernod Ricard	FR	6,172		155,403	0.00	Progressive	US	USD	6,117,807	11,596,506	0.16
Uni-Charm Indonesia	ID	1,835,881		145,402	0.00	NN Group 6.00% VRN 03/11/2043 EMTN	NL	EUR	10,043,820	11,116,098	0.16
Sheng Siang	SG	98,634		131,036	0.00	3i Group	GB	GBP	445,983	9,914,096	0.14
Industri Jami Dan Farmasi Sido Muncul	ID	2,381,846		128,381	0.00	Societe Generale 9.375% VRN (Perpetual) 144A	FR	USD	10,307,844	9,812,037	0.14
Saigon Beer Alkohol Beverage	VN	16,666		122,575	0.00	Commonwealth Bank of Australia	AU	USD	12,410,185	9,299,510	0.13
Vinda International Holdings	HK	44,998		117,536	0.00	KCB Group 4.75% VRN (Perpetual)	BE	EUR	8,810,168	9,146,380	0.13
Asian Alliance International	TH	831,526		117,229	0.00	BNP Paribas 3.75% VRN (Perpetual)	FR	EUR	8,354,469	8,866,290	0.12
Norion Changyu Pioneer Wine (B)	HK	75,026		112,521	0.00	ANZ AMRO Bank 4.75% VRN (Perpetual)	NL	EUR	9,873,644	8,856,715	0.12
Asian Sea (F)	TH	316,170		97,255	0.00	Standard Chartered 7.014% VRN (Perpetual) Reg S	GB	USD	9,113,967	8,777,424	0.12
Century Pacific Food	PH	161,127		75,203	0.00	Commonwealth Bank of Australia	AU	USD	1,311,878	8,715,423	0.12
Dashenlin Pharmaceutical Group (A)	CN	15,074		74,928	0.00	Santander UK Group 6.75% VRN (Perpetual)	GB	GBP	7,594,972	8,708,705	0.12
Unilever	GB	1,117		62,312	0.00	Societe Generale 7.875% VRN (Perpetual) EMTN	FR	EUR	8,537,327	8,544,564	0.12
RPMx	PH	896,862		62,020	0.00	AXA 5.50% VRN 11/07/2043 EMTN	FR	EUR	7,585,099	8,392,388	0.12
AustAsia Group	CN	110,639		45,492	0.00	Barclays 5.125% 13/01/2033 EMTN	GB	USD	8,810,168	8,325,609	0.12
Myvan Foods (A)	CN	6,424		44,412	0.00	Erste Group Bank 4.25% VRN (Perpetual)	AT	EUR	10,025,365	8,304,985	0.12
Minerva Luxembourg 4.375% 18/05/2031 Reg S	LU	31,120		24,455	0.00	KIW (LIGTD) 2.52% 23/03/2026 EMTN	DE	CNY	54,207,391	7,841,798	0.11
Soriguna Primatira	ID	177,850		6,126	0.00	Redaia Res. Fin. II 8.95% 03/05/2025 Reg S	GB	USD	10,815,506	7,776,205	0.11
				201,583,296	2.85	Bank Mandiri Persero	ID	IDR	21,520,582	7,159,972	0.11
						Deutsche Bank 4.50% VRN (Perpetual)	DE	EUR	10,177,263	7,149,611	0.11
						Postal Savings Bank of China (H)	CN	HKD	11,572,069	7,535,351	0.11
						Natwest Group 4.60% VRN (Perpetual)	GB	USD	10,177,263	7,199,294	0.10
						Standard Chartered 1.20% VRN 23/09/2031 EMTN	GB	EUR	7,594,972	7,199,283	0.10
						Commonwealth Bank of Australia	AU	USD	6,451,428	7,035,440	0.10
						Barclays 9.25% VRN (Perpetual)	GB	GBP	5,862,597	6,670,651	0.09
						Fortune Star BVI 6.85% 02/07/2024	VG	USD	7,291,628	6,388,632	0.09
						HSBC Holdings 6.364% VRN 16/11/2032	GB	EUR	5,219,040	5,919,729	0.08
						United Overseas Bank (L)	SG	SGD	276,885	5,860,465	0.08
						Tryg	DK	DKK	94,919	5,814,019	0.08
						Macquarie Group	AU	AUD	47,139	5,732,541	0.08
						Nationwide Building Society 5.75% VRN (Perpetual)	GB	GBP	5,316,481	5,202,395	0.08
						Morgan Stanley	US	USD	58,745	5,288,619	0.07
						Natwest Construction Bank (H)	HK	USD	7,626,269	5,094,497	0.07
						Barclays 7.385% VRN 02/11/2028	GB	USD	5,458,387	4,860,606	0.07
						Shinhan Bank 4.375% 13/04/2032 Reg S	KR	USD	5,188,569	4,818,835	0.07
						Woori Bank 4.25% VRN (Perpetual) Reg S	KR	USD	4,760,740	4,552,458	0.06
						Pineas Financial Higs 8.75% VRN (Perpetual)	GP	EUR	5,022,628	4,207,476	0.06
						NWD Finance BVI 4.125% VRN (Perpetual)	VG	USD	5,616,599	4,201,768	0.06
						NWD Finance BVI 5.25% VRN (Perpetual)	VG	USD	4,801,702	4,177,481	0.06
						Ford Motor Credit 7.35% 04/11/2027	US	USD	4,045,694	4,154,438	0.06
						Partners Group Holding	CH	CHF	4,237	4,103,770	0.06
						MetLife	US	USD	4,062,877	4,092,612	0.06
						Bank of East Asia 5.825% VRN (Perpetual) EMTN	HK	USD	4,659,700	4,083,062	0.06
						Fortune Star BVI 6.75% 02/07/2023	VG	USD	4,164,510	4,070,808	0.06
						BOC (Hong Kong)	HK	HKD	1,283,121	4,074,014	0.06
						ANZ Banking Group 6.742% 08/12/2032 Reg S	US	USD	3,801,433	4,033,033	0.06
						JPMorgan Chase	US	USD	28,688	3,960,430	0.06
						AXA 3.375% VRN 06/07/2047 EMTN	FR	EUR	3,797,486	3,944,522	0.06
						Shinhan Financial Group 5.875% VRN (Perpetual)	KR	USD	3,823,156	3,800,218	0.05
						ANZ Banking Group 5.101% VRN 03/02/2033 EMTN	US	EUR	3,475,830	3,790,058	0.05
						Ford Motor Credit 7.55% 06/03/2050	US	USD	3,568,209	3,649,061	0.05
						PNC Financial Services Group	US	USD	27,365	3,618,232	0.05
						Commerzbank 6.125% VRN (Perpetual)	DE	EUR	3,671,363	3,547,854	0.05
						Erste Group Bank 5.125% VRN (Perpetual) EMTN	AT	EUR	3,797,486	3,544,705	0.05
						Barclays 7.45% VRN 02/11/2035	GB	USD	3,149,738	3,469,980	0.05
						USB Group 6.875% VRN (Perpetual)	CH	USD	3,797,486	3,441,472	0.05
						BNP Paribas 4.625% VRN (Perpetual) Reg S	FR	USD	4,255,184	3,348,957	0.05
						MDGH 2.875% 21/05/2030 GMTN	AE	USD	3,570,550	3,259,616	0.05
						ANZ Inland Capital DAC 5.30% 03/01/2032	IE	USD	3,916,417	3,247,569	0.05
						Nemeton Bondco 13.25% 15/12/2026 Reg S	GB	GBP	2,590,649	3,245,405	0.05
						Asahi Mutual Life In. 4.10% VRN (Perpetual)	JP	USD	3,800,400	3,173,334	0.04
						Nationwide Building 6.0155% VRN 16/02/2028 144A	US	USD	3,263,467	3,141,354	0.04
						CIMB Group Holdings	MY	MYR	2,738,598	3,109,625	0.04
						Natwest Group	GB	GBP	3,933,398	3,078,343	0.04
						Asahi Mutual 6.90% VRN (Perpetual)	JP	USD	3,026,666	3,022,217	0.04
						Co-Operative Bank Fimm. 6.00% VRN 06/04/2027	GB	GBP	2,490,575	2,938,081	0.04
						HSBC Holdings 1.75% VRN 24/07/2027	GB	GBP	2,631,242	2,914,845	0.04
						Regions Financial	US	USD	157,720	2,889,425	0.04
						Hong Kong Exchanges and Clearing	HK	HKD	69,389	2,874,254	0.04
						Kasikombank HK 4.00% VRN (Perpetual) EMTN	TH	USD	3,280,632	2,782,228	0.04
						HSBC Holdings 8.201% VRN 16/11/2034	GB	GBP	2,061,008	2,700,052	0.04
						ANZ Capital	AU				

国コード	株数または額面 通貨 価額	時価 (米ドル Assets)	% Net Assets	国コード	株数または額面 通貨 価額	時価 (米ドル Assets)	% Net Assets		
GB	Barclays 8.00% VRN (Perpetual)	2,844,839	2,651,191	0.04	US	1,000,645	837,852	0.01	
AU	Westpac Banking 3.79% 17/01/2030 EMTN	2,274,876	2,497,995	0.04	US	876,521	821,507	0.01	
US	Columbia Banking System	115,571	2,484,779	0.03	JP	JPY	45,130	809,410	0.01
JP	Sumitomo Mitsui Financial Group 5.766% 13/01/2033	2,366,716	2,481,575	0.03	NL	EUR	797,453	0.01	
US	Marsh & McLennan 5.75% 01/11/2032	2,274,193	2,450,364	0.03	KR	KRW	12,482	793,585	0.01
KR	HSBC Bank 5.00% VRN (Perpetual) Reg S	2,750,832	2,434,897	0.03	IT	EUR	675,198	777,919	0.01
US	TFS Financial	200,649	2,428,096	0.03	AE	AED	158,968	765,566	0.01
GB	HSBC Holdings 4.787% VRN 10/03/2032 EMTN	2,162,303	2,427,910	0.03	CN	USD	858,012	735,500	0.01
KY	Kua Sukuk 5.268% 25/10/2028 Reg S	2,288,032	2,407,216	0.03	GB	USD	921,148	735,276	0.01
TW	Fubon Financial Holding	1,251,355	2,405,826	0.03	US	USD	630,719	724,536	0.01
IE	Aviva Ireland Capital 2.45% 29/10/2026	2,427,840	2,402,233	0.03	NZ	USD	1,159,597	719,997	0.01
DE	KIP 2.70% 25/02/2024 EMTN	16,581,084	2,399,861	0.03	GB	USD	754,277	715,356	0.01
CH	Julius Baer Group 3.625% VRN (Perpetual)	3,797,486	2,388,999	0.03	CH	EUR	1,519,657	713,653	0.01
CN	China International Capital (H)	1,109,520	2,326,885	0.03	GB	EUR	1,519,657	711,765	0.01
DE	LBW 4.00% VRN (Perpetual) EMTN	2,886,089	2,279,648	0.03	CH	EUR	675,198	706,665	0.01
SG	DBS Group Holdings	91,952	2,270,413	0.03	CN	HKD	581,751	702,824	0.01
LU	Garfunkelxul Holdco 3.75% 01/11/2023 Reg S	2,377,689	2,268,625	0.03	CH	USD	705,000	702,286	0.01
US	Camerica	50,760	2,200,453	0.03	VG	USD	928,481	682,433	0.01
JP	Tokio Marine Holdings	2,674,602	2,199,358	0.03	GB	USD	925,824	671,974	0.01
NL	ABN AMRO Bank 4.28% 21/02/2030 EMTN	1,976,548	2,187,427	0.03	ES	USD	845,997	669,707	0.01
US	Aon 3.75% 02/05/2029	2,275,109	2,179,814	0.03	TH	USD	675,198	668,685	0.01
FR	BNP Paribas 0.875% VRN 11/07/2030 EMTN	2,365,161	2,130,785	0.03	GB	USD	805,916	651,626	0.01
ID	Bank Central Asia	3,366,245	2,080,452	0.03	US	USD	846,577	646,378	0.01
NL	ING Group 5.25% VRN 14/11/2033	1,775,817	2,070,720	0.03	US	590,798	639,865	0.01	
US	Morgan Stanley 2.95% VRN 07/05/2032	2,041,543	2,046,206	0.03	NZ	EUR	675,198	637,090	0.01
CH	Credit Suisse Group 2.125% VRN 13/01/2026	1,990,829	2,018,869	0.03	VG	USD	752,544	631,240	0.01
GB	HSBC Holdings 8.113% VRN 03/11/2033	1,788,534	2,018,814	0.03	CA	EUR	590,798	625,057	0.01
NL	ING Group 5.25% VRN (Perpetual) Reg S	2,075,428	2,004,391	0.03	US	EUR	845,997	613,392	0.01
GB	Barclays 3.35% VRN 07/05/2031	1,025,935	1,979,893	0.03	US	EUR	900,990	601,769	0.01
FR	BPCE 4.50% 13/01/2033 EMTN	1,775,817	1,971,014	0.03	NL	EUR	590,798	598,027	0.01
AT	Erste Group 6.50% VRN (Perpetual)	1,822,793	1,913,400	0.03	US	USD	602,241	585,182	0.01
CN	Industrial Bank (A)	763,068	1,900,655	0.03	DE	EUR	2,736	584,740	0.01
TW	CITIC Financial Holding	2,371,820	1,892,815	0.03	IE	USD	767,540	578,244	0.01
CN	E.Sun Financial Holding	2,278,015	1,850,468	0.03	GB	GBP	506,598	578,197	0.01
US	Gemdale Ever Prosperity Lin. 4.95% 12/08/2024 EMTN HK	1,971,656	1,795,380	0.03	GB	AUD	1,137,097	577,570	0.01
FR	BPCE 2.125% VRN 13/10/2046	2,278,492	1,784,926	0.03	US	EUR	506,598	571,775	0.01
GB	NatWest Group 4.445% VRN 08/05/2030	1,846,353	1,753,401	0.02	PH	USD	590,798	564,180	0.01
US	Morgan Stanley 4.654% VRN 02/03/2029	1,519,843	1,709,940	0.02	AT	EUR	506,598	558,816	0.01
US	Vasa 5.65% 15/09/2047	1,941,193	1,703,340	0.02	CN	CNY	3,826,404	554,065	0.01
US	Main Street Capital 3.00% 14/07/2026	1,856,793	1,654,421	0.02	IT	EUR	560,517	534,876	0.01
US	WBS Group 5.125% VRN (Perpetual)	1,898,745	1,628,093	0.02	GB	GBP	700,517	533,487	0.01
BR	Banco BPM 7.00% VRN (Perpetual)	1,666,990	1,618,161	0.02	US	USD	559,997	525,789	0.01
GR	Alpha services & Holdings 11.875% VRN (Perpetual)	1,619,690	1,616,673	0.02	CL	USD	543,408	521,532	0.01
CA	Manulife Financial 3.375% 04/03/2046	1,603,594	1,616,430	0.02	MY	MYR	114,892	518,976	0.01
JP	Nomura Holdings 5.999% 22/01/2032	1,983,593	1,615,919	0.02	VG	USD	678,987	517,461	0.01
LU	Garfunkelxul Holdco 3.75% 01/11/2023 Reg S	1,647,535	1,576,707	0.02	PH	USD	590,798	507,356	0.01
JP	Sumitomo Mitsui Financial Group	38,195	1,563,340	0.02	CH	GBP	421,998	486,043	0.01
US	Toronto 2.55% 03/08/2027 EMTN	1,498,011	1,562,748	0.02	VG	USD	680,259	485,078	0.01
LU	DI Europa Finance II 5.25% 15/11/2039	1,856,793	1,557,688	0.02	HU	EUR	434,510	483,063	0.01
US	WBS Group 4.625% VRN 17/03/2028 EMTN	1,377,111	1,522,183	0.02	US	USD	459,450	480,832	0.01
GB	HSBC Holdings 5.402% VRN 11/08/2033	1,505,061	1,491,435	0.02	US	USD	545,806	461,492	0.01
IT	Intesa Sanpaolo 5.875% VRN (Perpetual) EMTN	1,715,997	1,476,970	0.02	JP	JPY	89,967	448,245	0.01
JP	Japan Post Holdings	175,148	1,441,685	0.02	KY	USD	477,895	445,541	0.01
FR	BNP Paribas 2.125% VRN 23/01/2027 EMTN	1,350,395	1,413,444	0.02	GB	GBP	335,499	430,224	0.01
IN	ICICI Bank (Dubai) 4.00% 18/05/2026 144A	1,454,795	1,388,645	0.02	US	USD	485,677	428,052	0.01
US	BP Capital Markets 4.812% 15/02/2033	1,354,964	1,379,128	0.02	ES	USD	506,598	405,972	0.01
SG	Oversea-Chinese Banking (L)	142,771	1,350,054	0.02	UZ	USD	417,294	389,649	0.01
FR	BFCM 3.875% VRN 16/06/2032	1,266,995	1,318,486	0.02	GB	GBP	337,599	378,941	0.01
US	Iberdrola Banco 3.75% VRN 04/05/2025	1,107,530	1,300,621	0.02	GB	GBP	421,998	371,923	0.01
NL	ABN AMRO Bank 4.50% 21/11/2034	1,159,839	1,288,411	0.02	GB	GBP	337,599	366,641	0.01
GB	Co-Operative Bank Fin. 9.00% VRN 27/11/2025	1,000,489	1,271,364	0.02	US	USD	337,389	357,173	0.01
CH	UBS Group 4.75% VRN 17/03/2032 EMTN	1,120,495	1,236,605	0.02	US	USD	337,599	353,418	0.01
US	Vedanta Res. Fin. II 13.875% 21/01/2024 Reg S	1,403,535	1,222,131	0.02	DE	EUR	337,599	349,870	0.01
VG	Fortune Star BVI 5.00% 18/05/2026	1,911,578	1,221,298	0.02	US	USD	500,323	349,056	0.01
HK	AIA Group 2.70% VRN (Perpetual) GMTN	1,374,516	1,206,058	0.02	US	EUR	337,599	339,021	0.01
TW	HSBC Holding 6.332% VRN 09/05/2044	1,130,502	1,191,613	0.02	TW	TWD	46,053	334,797	0.00
CN	Industrial & Commercial Bank of China (H)	2,209,117	1,188,356	0.02	GB	USD	400,606	333,851	0.00
ID	Bank Rakyat Indonesia Persero	3,377,519	1,174,663	0.02	AE	USD	400,406	330,749	0.00
VG	Huorong Finance 2019 4.25% VRN (Perpetual) GMTN	1,365,413	1,164,465	0.02	GB	GBP	253,199	327,085	0.00
GB	HSBC Holdings 6.161% VRN 09/03/2025	1,130,502	1,162,354	0.02	US	USD	421,998	319,870	0.00
US	First Horizon	64,879	1,146,739	0.02	HU	USD	323,934	314,216	0.00
MN	Mongolian Mortgage Hic 8.85% 08/02/2024 Reg S	1,279,847	1,140,617	0.02	US	USD	357,599	307,500	0.00
JP	Nomura Holdings	514,445	1,125,791	0.02	ID	IDR	5,487,557	293,593	0.00
JP	Daiwa Securities Group	237,275	1,101,032	0.02	GR	EUR	206,355	291,604	0.00
GR	Piraeus Financial 5.50% VRN 19/02/2030 EMTN	1,155,064	1,080,929	0.02	CN	HKD	136,217	286,538	0.00
US	Nationwide Bldg Soc. 4.302% VRN 08/05/2029 144A	1,137,097	1,070,024	0.02	GR	EUR	312,506	278,991	0.00
FR	Corp Financiero Desarrollo 2.40% 28/09/2027 Reg S	1,220,284	1,053,904	0.02	NL	EUR	253,199	267,737	0.00
FR	BPCE 5.125% VRN 25/01/2033 EMTN	997,903	1,050,741	0.01	FR	EUR	168,799	258,718	0.00
US	Intesa Sanpaolo 6.375% VRN (Perpetual)	1,094,377	1,036,126	0.01	US	USD	236,319	233,455	0.00
US	Artisan Partners Asset Management	29,737	1,031,272	0.01	IN	USD	253,199	229,725	0.00
US	Fidelity American Finance	17,545	1,013,549	0.01	US	USD	253,199	227,016	0.00
US	Goldman Sachs Group 0.875% 09/05/2029 EMTN	1,097,196	996,306	0.01	US	USD	253,199	221,497	0.00
VG	Fortune Star BVI 5.05% 27/01/2027	1,592,982	993,575	0.01	US	USD	253,199	202,224	0.00
GB	Gaccii 1.007% VRN 10/12/2024	1,023,387	899,755	0.01	PH	PHP	777,558	201,647	0.00
KY	Goaci First Investment 5.15% 14/02/2035	981,193	875,895	0.01	MN	USD	196,037	196,079	0.00
FR	Societe Generale 1.125% VRN 04/05/2025 EMTN	928,397	863,718	0.01	GB	GBP	168,799	186,701	0.00
CH	UBS Group 0.25% VRN 29/01/2026 EMTN	928,397	844,009	0.01	FR	EUR	168,799	184,183	0.00
US	BP Capital Markets America 3.375% 08/02/2061	1,265,995	841,949	0.01	CH	EUR	168,799	180,182	0.00
US	International Personal Finance 9.75% 10/2027	972,218	841,403	0.01	FR	EUR	168,799	178,673	0.00
US	Fort & Co 3.333% VRN 04/05/2025 EMTN	845,997	839,527	0.01	IT	EUR	168,799	177,094	0.00
GB	Morgan Stanley Finance 2.95% 12/11/2025	892,202	809,432	0.01	GB	GBP	158,566	175,196	0.00
US	Morgan Stanley 8.284% VRN 27/04/2033 EMTN	905,992	883,340	0.01	US	USD	168,799	169,643	0.00
US	Citigroup 1.25% VRN 06/07/2026 EMTN	845,997	877,539	0.01	US	USD	168,799	152,059	0.00
US	Goldman Sachs Group 4.25% 01/12/2041	784,597	864,454	0.01	IN	USD	168,799	146,466	0.00
US	Barclays 2.064% VRN 20/03/2027 EMTN	1,478,226	870,013	0.01	GB	GBP	168,799	140,173	0.00
CZ	Komerční Banka	26,869	869,005	0.01	CN	HKD	133,662	123,974	0.00
GB	Santander UK Grp Hlds 6.534% VRN 10/01/2029	845,997	868,156	0.01	MY	MYR	41,839	113,346	0.00
DE	Commerzbank 3.75% VRN 24/03/2026 EMTN	845,997	863,735	0.01	NL	USD	134,383	107,010	0.00
DK	Danske Bank	1,062,269	851,351	0.01	CN	USD	851,351	90,703	0.00
ID	Bank Negara Indonesia Persero (L)	1,311,650	843,900	0.01	FR	EUR	2,571	83,927	0.00
US	Morgan Stanley 1.102% VRN 29/04/2033 GMTN	1,000,645	837,852	0.01	US	USD	876,521	821,507	0.01
US	Aerco Ireland Capital 1.65% 29/10/2024	115,571	2,484,779	0.03	JP	JPY	45,130	809,410	0.01
JP	Azora Bank	2,366,716	2,481,575	0.03	NL	EUR	797,453	0.01	
NL	ABN AMRO Bank 1.25% 28/05/2025 EMTN	2,274,193	2,450,364	0.03	KR	KRW	12,482	793,585	0.01
DE	BD Insurance	2,750,832	2,434,897	0.03	IT	EUR	675,198	777,919	0.01
US	Amgen Simpoles 5.25% 13/01/2030 EMTN	200,649	2,428,096	0.03	AE	AED	158,968	765,566	0.01
CN	MDGH 3.95% 21/05/2050 GMTN	2,162,303	2,427,910	0.03					

国コード	株数または額面 通貨	時価 (米ドル 価値)	% Net Assets	国コード	株数または額面 通貨	時価 (米ドル 価値)	% Net Assets
Tisco Financial Group	TH	29,442	77,867	0.00			
Tisco Financial Group (F)	TH	29,191	77,202	0.00			
Ngern Tid Lor	TH	105,508	65,632	0.00			
Bank BTPN Syariah	ID	438,904	64,065	0.00			
Vedanta Resources Fin II 9.25% 23/04/2026 Reg S	GB	56,582	36,169	0.00			
5% Financial Acquisition	US	26,454	46,414	0.00			
Veritas Technology Acquisition	SG	9,496	32,723	0.00			
Credivalores-Credinvest 8.875% 07/02/2025 Reg S	CO	96,190	32,478	0.00			
Far East Horizon	HK	16,523	14,857	0.00			
Dev. Bank of Kazakhstan 8.95% 04/05/2023 Reg S	KZ	6,648,417	14,728	0.00			
Veritas Technology WTS 3/11/2029	SG	2,849	0.00				
		990,458,564	13.91				

不動産

China Resources Land	HK	HKD	1,682,408	7,821,147	0.11		
Yanlord Land HK 5.125% 20/05/2026	HK	USD	7,727,327	6,537,821	0.09		
NWD 4.50% 19/05/2030 EMTN	US	USD	5,552,680	4,715,040	0.07		
Sun Hung Kai Properties	HK	HKD	332,750	4,627,665	0.06		
Welltower REIT	US	USD	58,473	4,605,993	0.06		
Novavia	DE	EUR	203,867	4,416,977	0.06		
China SCE Group Holdings 7.375% 09/04/2024	KY	USD	7,598,591	4,290,848	0.06		
Digital Realty Trust REIT	US	USD	38,303	3,977,791	0.05		
Theo Capital 6.75% 5/10/2026	SG	USD	4,824,459	3,464,444	0.05		
Mapeleire Industrial Trust REIT	SG	SGD	1,735,315	3,098,197	0.04		
Goodman Group REIT	AU	USD	230,555	2,959,492	0.04		
China South City Holdings 9.00% 12/04/2024	HK	USD	3,498,152	2,868,484	0.04		
New Metro Global 4.80% 15/12/2024	US	USD	3,735,949	2,796,317	0.04		
Stonewood Property Trust REIT	US	USD	151,428	2,719,653	0.04		
Seazen Group 6.00% 12/08/2024	KY	USD	3,035,768	2,372,453	0.03		
RKPF Overseas 5.125% 26/07/2026	VG	USD	4,156,618	2,371,631	0.03		
China Overseas Land & Investment	HK	HKD	901,259	2,283,124	0.03		
New Metro Global 4.50% 02/05/2026	VG	USD	3,850,063	2,248,668	0.03		
Yanlord Land HK 4.80% 27/02/2024	HK	USD	2,252,931	2,206,600	0.03		
Annaly Mortgage Management REIT	US	USD	110,340	2,198,529	0.03		
Country Garden Holdings 3.30% 12/01/2031	KY	USD	5,395,381	2,117,253	0.03		
Hongkong Land 13/07/2025	HK	USD	467,358	2,070,395	0.03		
Seazen Group 4.45% 13/07/2025	KY	USD	3,204,606	2,042,936	0.03		
Land & Houses (F)	TH	THB	7,035,853	2,021,457	0.03		
Country Garden Holdings 3.125% 22/10/2025	KY	USD	3,914,184	1,977,217	0.03		
RI Overseas Finance 2017 A 7.00% (Perpetual)	VG	USD	3,866,670	1,909,242	0.03		
Country Garden Holdings 2.70% 12/07/2026	KY	USD	4,035,212	1,845,401	0.03		
China SCE Group Holdings 6.00% 04/07/2026	KY	USD	6,240,018	1,840,805	0.03		
RKPF Overseas 2020 5.20% 12/01/2026	VG	USD	2,803,648	1,789,700	0.03		
KWG Group Holdings 6.00% 14/01/2024	KY	USD	4,184,991	1,739,682	0.02		
Pulwakan Jati	ID	USD	46,526,116	1,542,366	0.02		
Unibail-Rodamco Westfield 2.125% VRN (Perpetual)	FR	EUR	5,118,994	1,484,377	0.02		
RKPF Overseas 2019 6.00% 04/09/2025	VG	USD	1,998,965	1,453,425	0.02		
Wanda Properties Global 11.00% 20/01/2025	VG	USD	2,366,716	1,449,629	0.02		
Fastighets AB Balder 3.50% 23/02/2028	SE	EUR	1,443,296	1,444,368	0.02		
China Healthcare Investments 3.25% 15/04/2033	KY	USD	1,481,994	1,267,947	0.02		
Country Garden Holdings 3.875% 22/10/2030	KY	USD	2,799,097	1,134,813	0.02		
Novonia Finance BV 6.625% 09/07/2026 EMTN	NL	EUR	1,012,796	981,782	0.01		
China South City Holdings 9.00% 26/07/2024	HK	USD	1,811,537	945,230	0.01		
RKPF Overseas 2019 A 6.70% 30/09/2024	VG	USD	923,529	898,072	0.01		
Unibail-Rodamco Westfield 2.125% 09/04/2025 EMTN	FR	EUR	759,987	809,204	0.01		
Wanda Properties Global 11.00% 13/07/2026	VG	USD	1,274,858	776,807	0.01		
Longfor Group Holdings	CN	HKD	230,629	629,434	0.01		
CapitalInvestment Singapore	SG	SGD	223,739	626,090	0.01		
CA Immobilien Anlagen 0.875% 05/02/2027	AT	EUR	675,198	586,195	0.01		
Iceade Santa SACA 1.375% 17/09/2030	FR	EUR	675,198	583,907	0.01		
1.875% 15/10/2024	DE	EUR	678,686	518,555	0.01		
KWG Group Holdings 7.40% 13/01/2027	KY	USD	2,953,844	492,956	0.01		
KWG Group Holdings 7.875% 30/06/2024	KY	USD	1,747,729	486,568	0.01		
Adler Financing 12.50% VRN 30/06/2025	LU	EUR	432,635	482,666	0.01		
China Overseas Grand Oceans Group	HK	HKD	802,952	464,538	0.01		
Merlin Properties Sociam 1.875% 04/12/2034	ES	EUR	590,798	448,168	0.01		
Blockstone Prop Part EU 2.00% 20/10/2025 EMTN	LU	GBP	388,239	422,642	0.01		
China SCE Group Holdings 7.00% 04/07/2026	KY	USD	1,170,614	421,421	0.01		
Country Garden Holdings 4.80% 06/08/2030	KY	USD	1,022,239	418,578	0.01		
Aroundtown 3.375% VRN (Perpetual)	LU	EUR	781,062	386,479	0.01		
Capitaland India Trust	SG	SGD	378,154	309,714	0.01		
Powling Real Estate Hldgs 7.125% 15/01/2024	KY	USD	1,242,234	284,201	0.01		
Yuzhou Grp Hldgs 6.55% 13/01/2027 (Defaulted)	KY	USD	3,274,991	242,103	0.01		
Ciputra Development	ID	USD	3,536,839	240,103	0.01		
Land & Houses	TH	THB	833,125	239,364	0.00		
Intimmunities Real Estate 3.25% 21/03/2049	GD	USD	233,519	225,600	0.00		
Powling Real Estate Hldgs 6.95% 23/07/2023	KY	USD	1,083,874	221,524	0.00		
Merlin Properties Sociam 1.75% 26/05/2025 EMTN	ES	EUR	750,977	180,227	0.00		
Supaif (F)	TH	THB	280,237	174,105	0.00		
Robinson's Land	PH	PHP	596,180	155,221	0.00		
Orbit Capital 3.50% 24/05/2045	GB	GBP	151,919	145,143	0.00		
Kaiso Group Holdings 9.75% 28/09/2023 (Defaulted)	KY	USD	1,365,413	132,749	0.00		
Keppel Pacific Off (US) REIT	SG	USD	276,263	99,546	0.00		
Kawson Industri Jababeka 7.00% 15/12/2027 Reg S	ID	USD	127,439	89,352	0.00		
Powling Real Estate Hldgs 6.25% 10/08/2024	KY	USD	541,021	69,928	0.00		
Powling Real Estate Hldgs 4.90% 13/05/2026	KY	USD	256,698	52,726	0.00		
KWG Group Holdings 6.00% 14/08/2026	KY	USD	295,839	52,221	0.00		
Sino-Ocean Land Treasuries 2.70% 15/01/2025	VG	USD	142,870	50,544	0.00		
Yongji Justice 7.50% 15/04/2024 (Defaulted)	HK	USD	995,336	44,835	0.00		
Sino-Ocean Land Treasuries 5.95% 04/07/2027	VG	USD	114,579	20,078	0.00		
China Aoyuan Group 5.98% 18/09/2025 (Defaulted)	VG	USD	306,676	30,595	0.00		
Paradelle Vestors	ID	USD	920,997	10,602	0.00		
ADFC Group	US	USD	11,140	6,801	0.00		
JGC Ventures 85.40% VRN 30/06/2025	SG	USD	25,209	5,567	0.00		
China Merchants Commercial REIT	HK	HKD	88	22	0.00		
		116,100,394	1.63				

国債

US Treasury 4.00% 15/11/2052	US	USD	159,144,395	169,066,053	2.37		
US Treasury 4.00% 29/02/2028**	US	USD	102,452,410	104,577,497	1.47		
US Treasury 4.25% 30/09/2024	US	USD	88,787,000	88,545,958	1.24		
Brazil 10.00% 01/01/2029	BR	BRL	74,168,465	66,617,439	0.93		
US Treasury 4.00% 28/02/2030	US	USD	61,055,269	62,867,847	0.88		
US Treasury 4.50% 30/11/2024	US	USD	54,962,705	55,089,377	0.77		
US Treasury 2.5% 15/02/2052	US	USD	53,935,400	40,274,574	0.57		
Czech Republic 2.40% 11/09/2025	CZ	CZK	637,734,009	28,013,700	0.39		
Germany 5.2% 21/04/2023	CZ	EUR	2,4781,877	24,781,877	0.38		
Germany 2.24% 17/05/2023	DE	EUR	21,818,543	24,061,951	0.34		
Czech Republic 5.70% 25/05/2024	CZ	CZK	510,187,207	23,995,910	0.34		
Germany 2.69% 19/07/2023	DE	EUR	21,769,958	23,892,861	0.34		
Brazil 10.00% 01/01/2027	BR	BRL	117,936,150	22,338,414	0.31		
US Treasury 3.50% 15/02/2030	US	USD	17,038,832	17,122,695	0.24		
US Treasury 1.875% 15/11/2051	US	USD	22,841,998	15,575,388	0.22		
Hong Kong 1.89% 02/03/2052	HK	HKD	129,746,984	15,041,155	0.21		
Poland 3.75% 25/05/2027	PL	PLN	51,784,002	11,486,539	0.16		
US Treasury 3.375% 15/08/2042	US	USD	11,496,407	10,832,330	0.15		
Israel 1.30% 30/04/2032	IL	ILS	44,112,061	9,813,008	0.14		
Nota Do Tesouro 10.00% 01/01/2031	BR	BRL	54,091,618	9,662,225	0.14		
Poland 1.75% 25/04/2032	PL	PLN	51,273,814	8,902,720	0.12		
Indonesia 7.00% 15/02/2033	ID	IDR	104,997,802,737	7,402,202	0.10		
Czech Republic 1.75% 23/06/2032	CZ	CZK	196,103,208	7,360,319	0.10		
China 10.00% 01/01/2025	US	USD	36,988,573	7,168,259	0.10		
Mexico 8.00% 07/11/2047	MX	MXN	138,857,014	6,863,745	0.10		
Mexico 7.75% 13/11/2042	MX	MXN	129,019,967	6,264,306	0.09		
US Treasury 3.875% 15/02/2045	US	USD	6,180,120	6,247,233	0.09		
Indonesia 7.75% 17/01/2036 Reg S	ID	USD	4,852,535	6,195,736	0.09		
US Treasury 3.425% 15/02/2035	US	USD	6,045,943	5,898,237	0.08		
Brazil Letras 12.95% 01/01/2024	BR	BRL	31,886,700	5,860,722	0.08		
Mexico 8.50% 18/11/2038	MX	MXN	108,548,706	5,725,936	0.08		
Brazil Letras 11.92% 01/01/2026	BR	BRL	38,264,041	5,658,694	0.08		
Indonesia 6.375% 15/08/2028	ID	IDR	79,716,751,145	5,459,266	0.08		
Mexico 8.00% 31/07/2053	MX	MXN	108,414,782	5,326,662	0.07		
Czech Republic 1.00% 26/06/2025	CZ	CZK	119,830,220	4,977,446	0.07		
Indonesia 6.50% 15/06/2025	ID	IDR	70,150,741,008	4,813,192	0.07		
US Treasury 3.625% 31/03/2030	US	USD	4,766,709	4,805,811			

国コード	通貨	株数または額面 価額	時価 (米ドル)	% Net Assets	国コード	通貨	株数または額面 価額	時価 (米ドル)	% Net Assets
UZ	USD	1,878,095	1,742,254	0.02	PL	USD	174,669	189,737	0.00
Uzbekistan 5.375% 20/02/2029 Reg S	IDR	25,509,560,547	1,710,710	0.02	Poland 5.75% 16/11/2032	USD	190,649	186,859	0.00
China 0.55% 21/10/2025 Reg S	CN	1,859,206	1,706,572	0.02	Vietnam 4.80% 19/11/2024 Reg S	VN	175,405	177,157	0.00
Germany 2.34% 15/08/2052	DE	3,037,185	1,702,582	0.02	Mongolia 8.65% 19/01/2028 Reg S	MN	268,766	176,231	0.00
Czech Republic 0.95% 15/05/2030	CZ	45,151,568	1,656,510	0.02	Romania 2.75% 14/04/2041 Reg S	RO	190,669	172,884	0.00
Poland 4.00% 08/03/2029 Reg S	PL	4,531,377	1,653,421	0.02	Chile 4.34% 07/03/2042	CL	190,669	170,237	0.00
Qatar 4.50% 23/04/2028 Reg S	QA	1,611,280	1,651,857	0.02	Egypt 4.875% 05/05/2030 Reg S	EG	226,529	168,411	0.00
Indonesia 9.50% 15/07/2031	ID	20,566,921,796	1,645,564	0.02	Nigeria 7.875% 16/02/2032 Reg S	NG	226,529	168,411	0.00
Hungary 4.00% 28/04/2029	HU	892,827,615	1,585,682	0.02	Indonesia 5.65% 11/01/2053	ID	158,517	167,697	0.00
Brazil 4.50% 30/05/2029	BR	1,668,357	1,585,427	0.02	Hungary 0.125% 21/09/2028 Reg S	HU	179,649	155,158	0.00
Mexico 4.75% 29/08/2031	MX	30,189,917	1,584,500	0.02	Indonesia 7.125% 15/06/2042	ID	2,168,295,631	150,821	0.00
Kuwait 3.50% 20/03/2027 Reg S	KW	1,571,476	1,548,394	0.02	Dominican Republic Bond 4.50% 15/02/2048 Reg S	DO	171,402	146,578	0.00
Chile 2.75% 31/01/2027	CL	1,525,355	1,442,765	0.02	Germany 2.25% 15/02/2032	DE	161,468	146,523	0.00
Panama 4.30% 29/04/2053	PA	1,906,993	1,436,980	0.02	Romania 2.625% 02/12/2040 Reg S	RO	217,842	141,674	0.00
Czech Republic 2.50% 25/06/2028	CZ	33,756,129	1,421,995	0.02	Paraguay 4.95% 28/04/2031 Reg S	PY	141,456	137,256	0.00
Indonesia 8.25% 15/05/2036	IDR	18,574,003,017	1,414,144	0.02	Chile 3.25% 21/09/2024 Reg S	CL	190,669	127,161	0.00
Romania Republic 4.15% 26/01/2028	RO	7,078,848	1,401,414	0.02	Hungary 5.50% 16/04/2034 Reg S	HU	120,916	118,831	0.00
Qatar 3.25% 02/06/2026 Reg S	QA	1,397,582	1,365,100	0.02	Nigeria 7.625% 28/11/2047 Reg S	NG	188,589	118,066	0.00
Czech Republic 2.75% 23/07/2029	CZ	31,376,515	1,321,357	0.02	Nigeria 7.143% 23/02/2030 Reg S	NG	141,456	106,259	0.00
Austria 3.15% 21/05/2034	AU	1,909,185	1,304,500	0.02	Angola 8.25% 09/05/2028 Reg S	AO	113,165	99,508	0.00
Indonesia 8.375% 15/04/2039	ID	16,319,615,294	1,261,549	0.02	Hungary 5.375% 25/03/2024	HU	91,521	91,605	0.00
Romania 8.25% 29/09/2032	RO	5,101,872	1,212,075	0.02	Pakistan 8.25% 30/09/2025 Reg S	PK	192,776	79,925	0.00
Serbia 6.25% 26/05/2028 Reg S	RS	1,179,740	1,205,768	0.02	Romania 3.75% 07/02/2034 Reg S	RO	80,064	70,433	0.00
Republic of South Africa 2.75% 30/09/2049	ZA	1,666,357	1,201,459	0.02	Ecuador 17.50% 31/07/2030 Reg S	EC	190,669	59,236	0.00
Saudi Arabia 5.50% 25/10/2032 Reg S	SA	1,103,554	1,195,621	0.02	Angola 9.375% 08/05/2048 Reg S	AO	45,266	34,849	0.00
Indonesia 7.50% 15/05/2038	IDR	16,428,665,810	1,178,575	0.02	Hungary 5.50% 22/11/2023	HU	30,507	30,619	0.00
Romania 4.75% 11/10/2034	RO	6,217,907	1,115,765	0.02	Argentina 0.75% 09/07/2029	AR	44,958	10,175	0.00
Romania 4.25% 28/04/2036	RO	6,696,207	1,109,392	0.02				1,204,644,585	16.91
Indonesia 7.15% 15/04/2031	IDR	15,132,790,303	1,097,256	0.02					
Indonesia 7.50% 15/06/2035	IDR	15,190,824,098	1,094,454	0.02					
Romania 6.00% 25/05/2034 Reg S	RO	1,096,349	1,091,531	0.02					
Colombia 8.125% 21/05/2024	CO	1,048,681	1,071,299	0.02					
Romania 3.625% 26/05/2030 Reg S	RO	5,124,575	1,066,949	0.02					
Indonesia 6.625% 15/05/2033	IDR	14,986,749,215	1,022,235	0.01					
Indonesia 7.50% 15/04/2040	IDR	14,157,695,003	1,016,497	0.01					
Indonesia 8.375% 15/03/2034	IDR	13,009,775,787	999,988	0.01					
Indonesia 7.50% 15/08/2032	IDR	13,245,735,310	956,472	0.01					
Abu Dhabi 2.50% 30/09/2029 Reg S	AE	1,001,014	924,300	0.01					
Pakistan 3.875% 14/02/2033 EMTN	PK	840,247	919,001	0.01					
Hungary 4.50% 27/05/2032	HU	382,640,405	894,044	0.01					
Angola 1.50% 14/04/2032 Reg S	AO	1,027,447	854,351	0.01					
Hungary 4.50% 23/05/2028	HU	518,867,005	790,980	0.01					
Republic of Azerbaijan 4.75% 18/03/2024 Reg S	AZ	770,504	764,966	0.01					
Indonesia 8.25% 15/06/2032	IDR	10,171,857,446	763,617	0.01					
Chile 3.10% 22/01/2061	CL	1,077,282	720,826	0.01					
Peru 3.00% 15/10/2024	PE	846,734	710,721	0.01					
Indonesia 8.50% 12/10/2035 Reg S	IDR	53,874	708,622	0.01					
Romania 4.15% 24/10/2030	RO	3,635,084	672,993	0.01					
Saudi Arabia 5.00% 18/01/2053 Reg S	SA	677,290	643,492	0.01					
Mexico 4.50% 19/05/2035	MX	657,737	636,280	0.01					
Paraguay 5.40% 30/03/2050 Reg S	PY	754,079	628,565	0.01					
Dominican Republic 13.625% 03/02/2033 Reg S	DO	28,666,144	621,708	0.01					
Egypt 7.625% 29/05/2032 Reg S	EG	1,066,576	601,538	0.01					
Serbia 4.50% 20/08/2032	RS	71,949,151	583,357	0.01					
Indonesia 6.625% 11/02/2037 Reg S	ID	476,617	553,564	0.01					
Serbia 4.50% 11/01/2026	RS	59,515,338	547,632	0.01					
Serbia 5.875% 08/02/2040	RS	56,439,460	538,607	0.01					
Gabon 9.00% 24/11/2031 Reg S	GA	724,706	537,732	0.01					
Egypt 7.50% 30/09/2033 Reg S	EG	964,728	523,992	0.01					
Romania 3.65% 24/09/2031	RO	2,710,570	473,951	0.01					
Australia 3.00% 21/03/2047	AU	801,653	460,018	0.01					
Indonesia 7.375% 15/10/2030	IDR	6,377,340,092	456,532	0.01					
Morocco 6.50% 08/09/2035 Reg S	MA	455,684	452,144	0.01					
Argentina 1.50% 09/01/2035	AR	1,995,469	447,417	0.01					
Dominican Republic Bond 9.75% 05/06/2024 Reg S	DO	23,978,799	437,118	0.01					
Brazil 3.875% 12/06/2030	BR	476,673	426,699	0.01					
Hungary 6.25% 12/09/2032 Reg S	HU	397,490	413,262	0.01					
Indonesia 6.250% 15/06/2036	IDR	6,186,019,889	402,596	0.01					
Peru 3.50% 11/03/2041	PE	503,582	388,111	0.01					
Guatemala 1.625% 01/06/2050 Reg S	GT	409,939	385,231	0.01					
Mexico 6.75% 27/09/2034 MTN	MX	345,205	380,725	0.01					
Panama 5.50% 09/08/2031 Reg S	PAN	509,240	370,078	0.01					
Chile 3.24% 06/02/2028	CL	381,539	365,515	0.01					
Hungary 4.25% 16/06/2031 Reg S	HU	349,396	358,701	0.01					
Bolivia 4.50% 20/03/2028 Reg S	BO	619,675	355,928	0.01					
Poland 4.875% 04/10/2033	PL	346,660	354,577	0.01					
Indonesia 6.50% 13/03/2048 Reg S	PY	390,817	343,941	0.01					
Turkey 5.75% 11/05/2047	TR	476,673	339,696	0.00					
Egypt 8.50% 30/09/2031 Reg S	EG	631,571	335,039	0.00					
Serbia 5.95% 15/01/2031	TR	381,359	321,907	0.00					
Malaysia Sukuk Global Bhd 3.179% 27/04/2026 Reg S	MY	314,684	306,328	0.00					
Argentina 0.125% 09/07/2030	AR	1,141,604	280,487	0.00					
Angola 9.125% 26/11/2049 Reg S	AO	370,614	277,540	0.00					
Nigeria 8.74% 21/01/2031 Reg S	NG	334,910	266,722	0.00					
Nigeria Govt Int. Bond 7.875% 28/09/2033 Reg S	NG	377,008	261,364	0.00					
Ecuador 1.50% 31/07/2040 Reg S	EC	776,485	256,230	0.00					
Chile 3.10% 07/05/2041	CL	524,138	250,528	0.00					
Uruguay 7.875% 15/01/2033	UY	190,669	239,705	0.00					
Angola 8.00% 26/11/2029 Reg S	AO	282,911	239,154	0.00					
Egypt 6.83% 15/03/2032 Reg S	EG	424,347	235,458	0.00					
Poland 4.45% 14/02/2043 EMTN	PL	211,448	226,483	0.00					
Turkey 6.375% 14/10/2025	TR	228,803	218,149	0.00					
Argentina 0.50% 09/07/2030	AR	888,820	217,517	0.00					
Nigeria 2.25% 28/09/2031 Reg S	NG	332,334	217,161	0.00					
Peru 5.55% 10/03/2025	PE	282,911	214,004	0.00					
Qatar 5.75% 20/01/2042 Reg S	QA	190,669	213,064	0.00					
Turkey 6.00% 14/01/2041	TR	276,471	208,708	0.00					
Turkey 6.625% 11/02/2045	TR	257,404	204,009	0.00					
Senegal 5.375% 08/03/2037 Reg S	SN	288,909	203,458	0.00					
Dominican Republic 7.05% 03/02/2031 Reg S	DO	199,453	202,741	0.00					
Poland 5.75% 16/11/2032	PL	1,710,710	1,710,710	0.02					
Mongolia 8.65% 19/01/2028 Reg S	MN	268,766	175,405	0.00					
Romania 2.75% 14/04/2041 Reg S	RO	268,766	176,231	0.00					
Chile 4.34% 07/03/2042	CL	190,669	172,884	0.00					
Egypt 4.875% 05/05/2030 Reg S	EG	226,529	170,237	0.00					
Nigeria 7.875% 16/02/2032 Reg S	NG	226,529	168,411	0.00					
Indonesia 5.65% 11/01/2053	ID	158,517	167,697	0.00					

国コード	株数または額面 通貨	時価 (米ドル)	% Net Assets
その他の市場で取引される証券			
イネルギー			
Vallourec 5.50% 30/04/2026 Reg S	FR	EUR	2,625,434
Oil and Gas Holding 8.375% 07/11/2028 Reg S	BH	USD	2,185,164
TechnipFMC 6.50% 01/02/2026 144A	GB	USD	2,262,232
Phillips 66 4.90% 01/04/2026 144A	US	USD	1,941,195
Woodside Petroleum Fin 11.00% 01/02/2029 144A	US	USD	1,840,447
COF Holdco 5.50% 15/06/2031	US	USD	1,807,926
Vallourec 8.50% 30/04/2026	FR	EUR	1,345,368
Crestwood Petroleum 7.375% 01/02/2031 144A	US	USD	1,440,519
Petrofac 9.75% 15/11/2026 144A	GB	USD	2,017,072
Gray Oak Pipeline 2.60% 15/10/2025 144A	US	USD	1,519,194
Chesapeake Energy 6.75% 15/04/2029 144A	US	USD	1,421,288
Petroleo Brasileiro (PrefA)	BR	BRL	294,517
Nabors Industries 7.50% 15/01/2028 144A	BM	USD	1,497,579
Weatherford International 8.025% 30/04/2030 144A	BM	USD	1,530,952
DTEK Energy 7.00% 31/12/2027	NL	USD	3,021,507
Southern Energy 5.375% 01/02/2029	US	USD	1,358,052
Oil and Gas Holding 7.50% 25/10/2027 Reg S	BH	USD	1,239,351
EC Global Finance 6.5% 07/02/2025 144A	GB	USD	1,285,917
MC Brazil 7.25% 30/04/2031 144A	LU	USD	1,512,981
Targa Resources Partners Finance 5.50% 01/03/2030	US	USD	1,137,097
Hess Midstream Oper 5.125% 15/06/2028 144A	US	USD	1,151,484
Cargo Petroleum 7.00% 15/06/2026 144A	US	USD	1,082,226
Woodside Finance 3.65% 05/03/2025 144A	AU	USD	1,105,656
Permian Resources 6.875% 01/04/2027 144A	US	USD	1,084,033
Harvest Midstream 7.50% 01/09/2028 144A	US	USD	1,090,055
EDM Midstream 6.50% 01/07/2027 144A	US	USD	1,038,865
Rockies Express Pipeline 4.95% 15/07/2029 144A	US	USD	1,071,988
Targa Resources Partners 6.875% 15/01/2029	US	USD	909,677
Valaris 8.375% 30/04/2030 144A	BM	USD	918,176
Collon Petroleum 7.50% 15/06/2030 144A	US	USD	970,210
Endavor Energy Resources 8.75% 30/01/2028 144A	US	USD	881,078
Comstock Resources 6.75% 01/03/2029 144A	US	USD	896,134
New Fortress 6.75% 15/09/2025 144A	US	USD	775,686
Antero Midstream Partners 5.75% 01/03/2027 144A	US	USD	763,039
Sinclair Coal Energy 6.00% 07/04/2028 144A	US	USD	767,537
Petroleos Mexicanos 10.00% 07/02/2033 Reg S	MX	USD	722,348
Enferlex 9.00% 15/01/2027 144A	CA	USD	705,778
Hessen Midstream 5.50% 15/10/2030 144A	US	USD	698,599
Noble Finance II 8.00% 15/04/2030 144A	US	USD	605,613
ES Condolar 5.75% 15/06/2033 Reg S	ES	EUR	860,538
EnLink Midstream 6.50% 01/09/2030 144A	US	USD	602,241
Parkland 5.875% 15/07/2027 144A	CA	USD	602,241
Antero Resources 4.375% 01/03/2030 144A	US	USD	602,241
Midstream 4.125% 15/06/2027 144A	US	USD	629,944
DT Midstream 8.375% 15/06/2031 144A	US	USD	629,944
Baytex Energy 8.50% 30/04/2030 144A	CA	USD	525,033
Global Partners Finance 6.875% 15/01/2029	US	USD	520,938
Cheniere Energy Partners 3.25% 31/01/2029	US	USD	566,106
Meglobal Oil & Gas Fin. 4.00% 08/2026 144A	US	USD	481,190
Talmer Energy Partners 6.00% 31/12/2028 144A	US	USD	475,770
Citigo Holding 9.25% 01/08/2024 144A	US	USD	405,308
EnLink Midstream 5.625% 15/01/2028 144A	US	USD	418,739
EC Global Finance 6.50% 10/01/2025 144A	GB	USD	402,899
Hess Midstream Operations 4.25% 15/02/2030 144A	US	USD	430,000
Petrofac 9.75% 15/11/2026 Reg S	GB	USD	545,683
Comstock Resources 5.875% 15/01/2030 144A	US	USD	442,405
Occidental Petroleum 6.43% 15/09/2036	US	USD	342,675
DCP Midstream Oper. 5.88% VRN 21/05/2043 144A	US	USD	355,924
Antero Midstream Partners 5.75% 15/01/2028 144A	US	USD	337,857
Transocean Titan Financing 8.375% 01/02/2028 144A	KY	USD	310,756
Transocean 8.75% 15/02/2030 144A	KY	USD	307,745
Petroleos Mexicanos 6.70% 14/02/2032	MX	USD	405,808
MC Brazil Downstream 7.25% 30/04/2031 Reg S	LU	USD	371,064
Rockies Express Pipeline 6.875% 15/04/2040 144A	US	USD	322,199
QazaqCo 4.375% 26/09/2027 Reg S	KZ	USD	295,537
Petroleos Mexicanos 8.75% 02/06/2029	MX	USD	287,834
Bulgarian Energy Holding 2.40% 22/07/2028	BG	EUR	280,082
Vital Energy 7.75% 31/07/2029 144A	US	USD	240,896
Occidental Petroleum 6.20% 15/03/2040	US	USD	196,330
Transcanada Trust 5.60% VRN 07/05/2082	CA	USD	168,799

国コード	株数または額面 通貨	時価 (米ドル)	% Net Assets
公益事業			
Iberdrola	ES	EUR	1,894,556
EDP - Energias de Portugal 1.875% VRN 02/08/2081	PT	EUR	7,594,972
Enel 1.875% VRN (Perpetual)	IT	EUR	5,316,481
GCL New Energy Holdings 10.00% 30/01/2024	BM	USD	3,971,735
Enel Finance America 7.10% 14/10/2027 144A	US	USD	3,584,644
Enel	ES	EUR	165,151
Enel 6.375% VRN (Perpetual) EMTN	IT	EUR	2,856,779
Public Power 4.375% 30/05/2026	GR	EUR	2,354,898
RenNew Power 5.875% 05/05/2027 Reg S	IN	USD	2,271,157
EnergPro AS 4.50% 04/05/2024	CZ	EUR	1,835,110
Enel Finance International 7.75% 14/10/2052 144A	NL	USD	1,541,903
TASEA	BR	BRL	256,910
Sempra Global 3.25% 15/01/2032 144A	US	USD	1,983,593
Enel Finance International 7.50% 14/10/2032 144A	NL	USD	1,463,445
Consolidated Electric 5.50% 01/04/2026 144A	US	USD	1,481,994
APA Infrastructure 2.20% 23/05/2025 144A	AU	USD	1,454,795
Greenko Dutch BV 3.85% 29/03/2026 Reg S	NL	USD	1,540,186
Terraform Global Operating 6.125% 01/10/2026 144A	US	USD	1,377,324
KeySpan Gas East 2.742% 15/08/2026 144A	US	USD	1,265,992
EnergPro AS 5.50% 04/05/2024	CZ	EUR	1,203,229
Clearway Energy Operating 4.75% 15/03/2028 144A	US	USD	1,094,271

国コード	株数または額面 通貨	時価 (米ドル)	% Net Assets
Enel Finance International 3.56% 17/06/2024 EMTN	NL	EUR	928,597
Enel Finance International 1.875% 12/07/2029 Reg S	US	USD	1,137,097
ENBW International Finance 3.50% 24/07/2028 EMTN	NL	EUR	759,597
Vistra Operations 5.50% 01/09/2026 144A	US	USD	845,546
EnrGen Energy Sur ES 5.375% 30/12/2030 Reg S	ES	USD	1,111,842
EnrGen Energy 5.50% EMTN	DE	EUR	648,145
Terraform Power Operating 5.00% 31/01/2028 144A	US	USD	722,689
AZA 4.50% 19/09/2030 EMTN	IT	EUR	590,798
Enel Finance International 2.875% 11/04/2029 EMTN	NL	GBP	590,798
Solaris Midstream Holdings 7.625% 01/04/2026 144A	US	USD	589,594
Orsted AS 2.25% 14/06/2026 144A	US	USD	506,398
Vistra Operations 4.375% 01/05/2029 144A	US	USD	503,473
Enel 6.625% VRN (Perpetual) EMTN	IT	EUR	372,191
Vistra Operations 5.625% 15/02/2027 144A	US	USD	392,540
Ferrelgas Finance 5.50% 01/04/2028 144A	US	USD	394,468
SCC Power 8.00% 31/12/2028 Reg S	GB	USD	1,028,594
Ferrelgas Finance 5.875% 01/04/2029 144A	US	USD	394,468
Brooklyn Union Gas 3.407% 10/03/2026 144A	US	USD	312,279
Vistra Operations Co 5.00% 31/07/2027 144A	US	USD	309,431
Brooklyn Union Gas 4.50% 10/03/2046 144A	US	USD	337,599
Inverness Lat Am Power 5.125% 15/06/2033 Reg S	CL	USD	596,030
Vistra Operations 5.125% 13/05/2025 144A	US	USD	255,199
Light SES4 4.375% 18/06/2026 Reg S (Defaulted)	BR	USD	451,244
EGE Haino 5.625% 08/11/2028 Reg S	US	USD	165,892
Enel Finance International 2.65% 10/09/2024 144A	NL	USD	168,799
Eskom Holdings SOC 8.25% 10/08/2028 Reg S	ZA	USD	93,361
SCC Power 4.00% 17/05/2023 Reg S	GB	USD	746,468
			85,798,452 1.20

国コード	株数または額面 通貨	時価 (米ドル)	% Net Assets
素材			
OCI 6.70% 16/03/2033 144A	NL	USD	3,790,598
Smurfit Kappa Group	IE	EUR	84,736
Messers Pack. Sull. Hlds 7.875% 15/08/2026 144A	US	USD	2,875,604
Grupo Mexico (B)	MX	MXN	466,724
First Quantum Minerals 7.50% 01/04/2025 144A	CA	USD	2,251,542
Ardagh Packaging Finance 4.75% 15/07/2027 Reg S	SU	GBP	2,177,947
Melinvest BV 7.75% 17/10/2029 Reg S	US	USD	3,592,125
Cleveland-Cliffs 6.75% 15/04/2030 144A	US	USD	2,078,212
Cemex SAB de C. 9.125% VRN (Perpetual) Reg S	MX	USD	1,878,991
Mineral Resources 8.00% 01/11/2027 144A	AU	USD	1,844,181
Enel Finance 5.00% 30/06/2027 Reg S	US	USD	1,974,001
VMC Consolidated 5.50% 15/04/2029 144A	US	USD	1,746,498
FMC Resources August 2006 5.875% 15/04/2030 144A	AU	USD	1,586,502
Ardagh Finance 6.50% 30/06/2027 144A	LU	USD	1,818,767
Sealed Air 6.125% 01/02/2028 144A	US	USD	1,456,538
Ardagh Packaging Finance 5.25% 15/08/2027 144A	US	USD	1,720,611
Consolidated Energy Fin. 6.50% 15/05/2026 144A	LU	USD	1,361,064
Infrabuild Australia 12.00% 01/10/2024 144A	AU	USD	1,311,680
Chemours 5.75% 15/11/2028 144A	US	USD	1,394,789
Big River Steel 6.625% 5/01/2029 144A	US	USD	1,231,943
WR Grace Holdings 3.75% 01/03/2031 144A	US	USD	1,204,481
Uminas (A) (Pref'd)	BR	BRL	801,217
Ardagh Packaging Finance 2.125% 15/08/2026 Reg S	US	USD	1,114,283
Aminchem HoldCo 4.75% 01/05/2028 Reg S	LU	EUR	939,569
Kaiser Aluminum 4.50% 01/04/2031 144A	US	USD	1,023,749
First Quantum Minerals 6.875% 01/03/2026 144A	CA	USD	999,719
Newcastle Coal Infra Grp Pty 4.70% 12/05/2031 144A	AU	USD	1,181,596
Kobe US Midco 2.925% 01/11/2026 144A	US	USD	1,330,549
CI European Group 4.75% 15/02/2030 144A	IE	EUR	1,033,801
GriffTech Finance 4.625% 15/12/2028 144A	US	USD	879,271
Alcoa Nederland Hldg BV 4.125% 31/03/2029 144A	NL	USD	794,958
CVR Partners 6.125% 15/06/2028 144A	US	USD	746,176
Ardagh Metal Packaging Fin. 3.25% 01/09/2028 144A	SU	USD	722,689
Ardagh Metal Packaging Fin. 4.00% 01/09/2029 144A	SU	USD	722,689
Brundage-Bone 6.00% 01/02/2026 144A	US	USD	602,241
SCH Salt Holdings 4.875% 01/05/2028 144A	US	USD	628,625
Titan Global Finance 2.375% 16/11/2024	GB	EUR	476,438
Katze River Holding 7.75% 01/05/2031 144A	US	USD	506,003
Ardagh Packaging Finance 4.125% 15/08/2026 144A	SU	USD	542,017
Teron 4.625% 15/03/2029 144A	US	USD	570,924
Olympus Water & 25% 01/10/2029 144A	US	USD	591,159
BASF 3.125% 29/04/2028 EMTN	DE	EUR	621,998
Louisiana-Pacific 6.25% 15/03/2029 144A	US	USD	501,460
BASF 3.75% 29/06/2032 EMTN	DE	EUR	337,599
SCH Salt Holdings 6.625% 01/05/2029 144A	US	USD	404,706
Aluminum Holdings of C. 4.75% 5/04/2028 144A	US	USD	359,468
Merzer International 5.125% 01/02/2029	US	USD	389,650
Trivium Packaging Finance 8.50% 15/08/2027 144A	NL	USD	333,202
Chemours 4.625% 15/11/2029 144A	US	USD	373,389
Arcelor 6.00% 15/05/2025 144A	US	USD	299,514
Newcastle Coal Infract. 4.70% 12/05/2031 Reg S	AU	USD	250,469
Sociedad Quimica y Minera 3.50% 10/09/2031 144A	CL	USD	337,599
Envelop Mining 5.00% 14/10/2026 Reg S	GB	USD	248,396
SABIC Capital II BV 4.50% 10/10/2028 Reg S	NL	USD	141,456
Ardagh Packaging Finance 2.125% 15/08/2026 Reg S	US	USD	130,866
Braskem Idesa 6.99% 20/02/2032 Reg S	MX	USD	117,408
Olympus Water 7.125% 01/10/2027 144A	US	USD	54,202
			58,969,071 0.83
資本財・サービス			
Ferrovial	ES	EUR	257,882
Abertis Intf. Finance 2.625% VRN (Perpetual)	NL	EUR	7,361,819
Neptune Bidco US 9.29% 15/04/2029 144A	US	USD	5,591,951
TransBgm 6.75% 15/08/2028 144A	US	USD	3,679,456
ABN Bond 6.50% 31/01/2026 Reg S	GB	GBP	3,199,509
Seche Environment 2.25% 15/11/2028	FR	EUR	3,006,771
United Rental North America 6.00% 15/12/2029 144A	US	USD	2,842,742
Uber Technologies 4.50% 15/08/2029 144A	US	USD	3,042,519

国コード	株数または額面 通貨 価額	時価 (米ドル)	% Net Assets
Prime Finance 6.25% 15/01/2028 144A	US	2,469,186	2,318,771 0.03
Triumph Group 9.00% 15/03/2028 144A	US	2,074,719	2,093,911 0.03
American Airlines 7.25% 15/02/2028 144A	US	2,044,125	1,987,641 0.03
Avolon Holdings Funding 5.50% 05/10/2026 144A	US	1,866,946	1,832,509 0.03
Arcoiselle 5.25% 11/08/2025 144A	BM	1,687,994	1,654,967 0.02
CL Logistics 3.65% 01/07/2023 144A	US	1,656,793	1,465,765 0.02
Chart Industries 9.50% 01/01/2031 144A	US	1,359,618	1,441,087 0.02
Sobrex 7.50% 15/04/2026 144A	US	1,265,050	1,374,189 0.02
Aerpac 6.50% VRN 15/06/2045	US	1,431,646	1,347,015 0.02
American Airlines 5.50% 20/04/2026 144A	SU	1,324,929	1,302,826 0.02
Spirit AeroSystems 7.50% 11/02/29 144A	US	1,291,481	997,297 0.01
Honeywell International 2.70% 15/08/2029	US	1,392,595	1,284,053 0.02
Aberliss Inv. Fr. BV 3.248% VRN (Perpetual)	NL	1,196,995	1,172,915 0.02
Benteler International 9.375% 15/05/2028 Reg S	AT	1,012,159	1,133,302 0.02
Advanced Drainage Systems 5.00% 30/09/2027 144A	US	1,151,484	1,100,082 0.02
Avolon Holdings Funding 4.25% 15/04/2026 144A	US	1,137,097	1,065,053 0.01
Bombardier 8.75% 15/04/2027 144A	CA	1,065,546	1,063,074 0.01
XPO 6.25% 01/05/2025 144A	US	1,051,392	1,044,579 0.01
ASGN 4.625% 15/05/2028 144A	US	1,081,624	998,316 0.01
Rand Parent 8.50% 15/02/2030 144A	US	1,101,378	997,297 0.01
Air Canada 5.875% 15/08/2026 144A	CA	1,050,508	972,923 0.01
Autostrade per l'Italia 2.00% 15/01/2030	IT	1,030,538	953,520 0.01
Uber Technologies 7.50% 15/05/2025 144A	US	925,042	904,804 0.01
Garda World Security 7.75% 15/02/2028 144A	CA	907,336	913,787 0.01
CoreCivic 8.25% 15/04/2026	US	860,602	870,570 0.01
Mileage Plus 6.50% 20/06/2027 144A	US	858,976	858,557 0.01
Bonvantage Logistics 7.125% 15/06/2026 144A	US	827,479	821,575 0.01
Sovos Logistics 10.00% 01/07/2025 144A	CA	807,002	794,371 0.01
Chart Industries 7.50% 01/01/2030 144A	US	768,218	792,225 0.01
Benteler International 10.50% 15/05/2028 144A	AT	769,904	788,540 0.01
Autostrade per l'Italia 1.625% 12/06/2023 MTN	IT	707,307	779,460 0.01
Regal Rexnord 6.30% 15/02/2030	US	721,980	772,171 0.01
American Airlines 8.75% 20/04/2029 144A	SU	770,868	734,279 0.01
Acc Petroleum Luxembourg 7.50% 15/01/2023 Reg S	LU	859,045	714,721 0.01
Uber Technologies 7.50% 15/09/2027 144A	US	648,613	669,286 0.01
United Airlines 4.375% 15/04/2026 144A	US	685,543	654,067 0.01
United Airlines 4.625% 15/04/2029 144A	US	681,549	619,941 0.01
Alsedo Universal Holdco 4.625% 15/07/2026 144A	US	602,241	583,489 0.01
EFF 3.88% 14/09/2061 Reg S	CL	811,956	563,297 0.01
Sensata Technologies BV 4.00% 15/04/2029 144A	NL	605,854	548,314 0.01
Transdigm UK Holdings 6.875% 05/15/2026	GB	526,961	531,441 0.01
Autostrade per l'Italia 1.75% 24/09/2026 EMTN	IT	510,721	530,179 0.01
Loxam SCS 4.25% 15/04/2024 Reg S	FR	475,080	525,544 0.01
Spirit Loyalty Cayman 8.00% 20/09/2025 144A	KY	510,339	514,817 0.01
American Airlines 11.75% 15/07/2025 144A	US	454,692	499,934 0.01
Seapac 6.50% 29/04/2026	MH	481,792	486,611 0.01
Terex 5.00% 15/09/29 144A	US	481,792	448,456 0.01
CSX 4.25% 01/11/2066	US	506,398	424,232 0.01
BWX Technologies 4.125% 30/06/2028 144A	US	439,656	406,028 0.01
Uber Technologies 6.25% 15/01/2028 144A	US	386,445	389,801 0.01
Great Lakes Dredge & Dock 6.00% 01/06/2029 144A	US	472,157	371,854 0.01
Atlas LuCo 4.4625% 01/06/2028 144A	SU	365,512	312,604 0.00
Avis Budget Car Rental 5.375% 01/03/2029 144A	US	356,050	305,251 0.00
Stericycle 3.875% 15/01/2029 144A	US	310,154	282,386 0.00
Prime Security Services 5.75% 04/04/2026 144A	US	240,899	239,499 0.00
Union Pacific 2.891% 06/04/2036	US	255,199	211,069 0.00
Clean Harbors 6.375% 01/02/2031 144A	US	180,552	183,833 0.00
Alfa Desarollo 4.55% 27/09/2051 Reg S	CL	201,284	147,239 0.00
Hidrovia Int'l Fin. 4.95% 08/02/2031 Reg S	LU	191,648	144,458 0.00
Int'l Consolidation Airlines 3.75% 25/03/2029	ES	118,827	109,011 0.00
		86,120,695	1.21

情報技術

Micron Technology 8.875% 15/09/2033	US	3,864,129	3,881,284 0.05
Elastic NV 4.125% 15/07/2029 144A	NL	2,407,517	2,085,187 0.03
Gen Digital 6.75% 30/09/2027 144A	US	1,805,276	1,809,741 0.03
Celnex Finance 1.00% 15/09/2027 EMTN	ES	1,849,668	1,784,991 0.03
Intel 4.625% 10/02/2024	US	1,519,193	1,564,523 0.02
Celnex Finance Co 2.00% 15/02/2033 EMTN	ES	1,728,387	1,507,682 0.02
Go Daddy Finance 5.25% 01/12/2027 144A	US	1,508,974	1,450,784 0.02
Kyndryl Holdings 3.15% 15/10/2031	US	1,856,793	1,428,923 0.02
Arista Finance 5.00% 05/2028 144A	US	1,401,767	1,285,541 0.02
Broadcom 4.00% 15/04/2029 144A	US	1,146,193	1,078,340 0.02
Sobrex 11.25% 15/12/2027 144A	US	1,165,938	1,028,211 0.01
Ernstinet 0.75% 15/08/2025	US	1,074,556	1,001,371 0.01
Seagate HDD Cayman 9.425% 01/12/2032 144A	US	902,526	890,579 0.01
Intel Merger 4.75% 15/05/2029 144A	US	1,034,649	897,308 0.01
Ernstinet 2.625% 01/12/2027	US	795,968	877,989 0.01
Open Text 6.90% 01/12/2027 144A	CA	846,148	875,404 0.01
Seagate HDD Cayman 5.75% 01/12/2034	US	963,585	846,292 0.01
Qualcomm 6.00% 20/05/2025	US	884,889	807,706 0.01
CommScope 6.00% 01/03/2026 144A	US	675,198	769,653 0.01
Adevinat 2.625% 15/11/2025 Reg S	NO	776,890	742,889 0.01
Veritas 5.08/08/2028	US	678,686	714,367 0.01
Sensus Cloud Solutions 6.50% 15/10/2028 144A	US	721,642	647,191 0.01
Central Parent 7.25% 15/06/2029 144A	US	692,577	606,763 0.01
ION Trading Technologies 5.75% 15/05/2028 144A	US	535,994	531,476 0.01
ON Semiconductor 3.875% 01/09/2028 144A	US	620,308	518,627 0.01
Celnex Finance Co 2.5% 15/09/29 EMTN	ES	506,504	510,005 0.01
Broadcom 3.187% 15/11/2036 144A	US	509,329	485,058 0.01
Intel 5.20% 10/02/2033	US	579,919	441,841 0.01
Sensata Technologies 3.75% 15/02/2031 144A	US	421,998	428,779 0.01
Intel 5.70% 10/02/2034	US	419,521	364,825 0.01
NCR 5.125% 15/04/2029 144A	US	337,599	345,370 0.01
Lumentum Holdings 0.50% 15/06/2028	US	395,672	342,751 0.01
CDF Finance 4.25% 01/04/2028	US	451,680	340,692 0.01
Broadcom 3.187% 15/11/2036 Reg S	US	355,515	329,307 0.00
	US	450,960	328,548 0.00

国コード	株数または額面 通貨 価額	時価 (米ドル)	% Net Assets
Seagate HDD Cayman 4.91% 01/06/2029	US	361,344	513,159 0.00
			33,945,472 0.48
一般消費財・サービス			
Wynn Macau 5.125% 15/12/2029 Reg S	US	10,946,061	9,096,122 0.13
Studio City Finance 5.00% 15/01/2029 Reg S	VG	10,135,306	7,935,656 0.11
CCO Holdings Capital 3.75% 01/03/2031 144A	US	6,906,803	6,776,509 0.10
MGM China Holdings 4.75% 01/02/2027 Reg S	US	6,808,860	6,185,236 0.09
Amazon.com 4.70% 01/12/2032	US	4,548,387	4,677,357 0.07
Palco Resorts Finance 4.25% 17/07/2027 Reg S	US	5,092,991	5,092,991 0.07
Punch Finance 6.125% 30/04/2026 Reg S	GB	3,404,704	3,696,477 0.05
JLR Automotive 7.75% 15/10/2025 144A	GB	3,641,984	3,639,517 0.05
Faurecia 7.25% 15/06/2026	FR	3,115,994	3,566,067 0.05
Horsesharades 9.00% 15/02/2031 144A	US	3,104,068	3,180,761 0.04
Faurecia 2.75% 15/02/2027	FR	3,167,252	3,113,796 0.04
Charter Communications 6.834% 01/20/2055	US	3,169,316	3,011,520 0.04
DISH Network 11.75% 15/11/2027 144A	US	3,138,155	2,970,429 0.04
Nexstar Broadcasting 5.625% 15/07/2027 144A	US	2,789,578	2,620,372 0.04
Wynn Macau 4.50% 07/03/2029 144A	US	2,295,894	2,612,745 0.04
Rivian 10.931% FRN 15/10/2026	US	2,271,651	2,236,411 0.03
CCO Holdings Capital 4.25% 01/02/2031 144A	US	2,679,971	2,197,093 0.03
CCO Holdings Capital 4.75% 01/03/2030 144A	US	2,536,637	2,190,962 0.03
Melco Resorts Finance 4.875% 06/06/2023 Reg S	US	2,231,022	2,183,666 0.03
Ziggo Bond 3.575% 28/02/2025 144A	NL	2,575,920	2,183,548 0.03
ROBLOX 3.875% 01/05/2030 144A	US	2,564,943	2,170,006 0.03
Peoplecant 5.75% 15/09/2026 Reg S	GB	1,951,635	2,107,454 0.03
Ally Entertainment Fin. 8.75% 30/04/2029 144A	US	1,856,387	1,897,124 0.03
TEGNA 5.00% 15/09/2029	US	2,140,965	1,877,397 0.03
CSC Holdings 11.25% 15/05/2028 144A	US	1,806,722	1,795,430 0.03
Macy's Retail Holdings 5.875% 01/04/2029 144A	US	1,957,282	1,792,674 0.03
Carroll 4.00% 08/08/2028 144A	US	2,050,629	1,760,333 0.02
Carlport Finance 7.75% 15/02/2029 144A	US	1,756,154	1,750,876 0.02
Caesars Entertainment 7.00% 15/02/2030 144A	US	1,685,430	1,701,383 0.02
Paramount Global 4.75% 15/05/2025	US	1,687,994	1,671,202 0.02
WarnerMedia Hlds. 3.75% 15/03/2027 144A	US	1,772,393	1,670,096 0.02
LPC Broadband Finco BV 4.875% 15/07/2031 144A	NL	1,931,891	1,649,096 0.02
Trip.com Group	CN	47,068	1,650,476 0.02
BMW US Capital 3.625% 18/04/2029 144A	US	1,687,994	1,610,795 0.02
RayorWarner 5.00% 01/10/2025 144A	US	1,603,594	1,597,116 0.02
Royal Caribbean Cruises 5.25% 15/01/2029 144A	US	1,645,492	1,544,609 0.02
Studio City 7.00% 15/02/2027 Reg S	VG	1,547,468	1,473,064 0.02
Mercedes Benz 2.5% 29/11/2027 144A	US	1,366,790	1,408,689 0.02
Bath & Body Works 6.625% 01/10/2030 144A	US	1,448,991	1,389,788 0.02
New Red Finance 4.00% 15/10/2030 144A	CA	1,567,632	1,370,772 0.02
DIRECTV Holdings 5.875% 18/08/2027 144A	US	1,538,728	1,358,728 0.02
WarnerMedia Holdings 5.50% 15/05/2042 144A	US	1,623,774	1,342,157 0.02
International Game Tech 5.25% 15/01/2029 144A	GB	1,399,005	1,339,933 0.02
Rakuten Group 10.25% 30/11/2024 Reg S	JP	1,330,952	1,316,023 0.02
BMN 7.5% 15/02/2029 144A	US	1,540,893	1,305,304 0.02
Bimbo Bakeries USA 4.00% 17/05/2051 144A	US	1,603,594	1,304,600 0.02
Carnival 9.875% 01/08/2027 144A	PA	1,262,898	1,296,075 0.02
ZF North America 6.875% 14/04/2028 144A	US	1,256,728	1,293,408 0.02
Edmondston Park CLO 6.727% FRN 21/07/2035	IE	1,164,650	1,289,011 0.02
HeartCommunications 8.75% 01/05/2027 144A	US	1,832,684	1,212,026 0.02
NCL 5.875% 15/02/2027 144A	BM	1,264,705	1,193,889 0.02
Golden Entertainment 7.625% 15/04/2026 144A	US	1,180,392	1,193,688 0.02
Altea (Finance) Holding 10.50% 15/05/2027 Reg S	LU	1,556,792	1,146,444 0.02
Ferritto Entertainment 6.75% 15/05/2030 144A	US	1,178,529	1,127,709 0.02
Academy 6.00% 15/11/2027 144A	US	1,105,714	1,087,348 0.02
Virgin Media 5.00% 15/07/2028 144A	IE	1,204,481	1,080,872 0.02
Tempur Sealy International 4.00% 15/04/2029 144A	US	1,224,957	1,071,846 0.02
CPK Finance 4.875% 28/08/2025 Reg S	GB	873,545	1,043,316 0.01
CCO Holdings Capital 6.375% 01/09/2029 144A	US	1,071,988	1,018,236 0.01
Summer Bc Bidco 5.50% 31/10/2026 Reg S	US	1,201,393	1,009,331 0.01
New Red Finance 4.375% 15/01/2028 144A	CA	1,025,013	959,434 0.01
Gray Escrow 11.875% 15/11/2031 144A	US	1,487,896	955,645 0.01
Univision Communications 3.75% 30/06/2030 144A	US	971,053	932,650 0.01
WarnerMedia Holdings 5.391% 15/05/2026 144A	US	1,162,113	929,670 0.01
Mercedes-Benz Finance 5.375% 26/11/2025 144A	US	909,677	923,572 0.01
Prouis 1.985% 15/07/2033 Reg S	NL	1,205,322	921,997 0.01
Mercedes 6.625% 01/06/2027 144A	US	1,005,770	905,770 0.01
Caesars Entertainment 8.125% 01/07/2027 144A	US	829,888	847,400 0.01
Charter Communication 3.75% 15/02/2028	US	909,677	846,154 0.01
CCO Holdings Capital 4.50% 01/08/2027 144A	US	1,037,661	819,123 0.01
Verintec Holding 11.25% 15/01/2027 Reg S	PA	671,266	794,650 0.01
Li & Fung 5.00% 18/08/2025 EMTN	BM	902,179	765,527 0.01
Dave & Buster's 7.625% 01/11/2025 144A	US	749,79	

国コード	株数または額面 通貨 価額	時価 (米ドル)	% Net Assets	国コード	株数または額面 通貨 価額	時価 (米ドル)	% Net Assets
US	610,672	521,185	0.01	US	460,112	451,542	0.01
US	587,787	510,453	0.01	US	601,460	444,043	0.01
IE	559,481	479,213	0.01	US	452,283	399,100	0.01
US	535,994	463,021	0.01	CA	542,017	390,933	0.01
US	54,839	457,466	0.01	US	417,835	348,665	0.00
US	420,726	421,580	0.01	US	168,799	158,230	0.00
US	445,851	397,806	0.01	US	125,146	125,320	0.00
IE	405,866	384,500	0.01	US	147,140	123,886	0.00
US	422,171	380,663	0.01	US	53,244	56,103	0.00
US	375,242	364,344	0.01	NL	29,085	30,522	0.00
US	451,445	362,471	0.01				
US	427,591	361,471	0.01				
US	378,809	355,514	0.00				
US	427,591	349,833	0.00				
US	374,594	335,733	0.00				
US	351,106	333,052	0.00				
BM	304,734	321,154	0.00				
LU	390,070	320,500	0.00				
US	302,566	313,534	0.00				
US	273,056	290,153	0.00				
US	354,846	285,521	0.00				
US	330,028	274,708	0.00				
US	316,779	240,401	0.00				
US	446,658	214,201	0.00				
US	210,999	194,526	0.00				
GB	137,419	115,219	0.00				
US	89,117	69,117	0.00				
EUR	17,196	2,468	0.00				
		173,392,587	2.43				

生活必需品

US	2,274,193	2,560,927	0.03	US	1,912,158	1,912,158	0.03
US	2,047,618	1,912,158	0.03	US	1,691,092	1,595,739	0.02
US	1,691,092	1,595,739	0.02	US	1,553,781	1,446,836	0.02
US	1,553,781	1,446,836	0.02	US	1,747,074	1,422,482	0.02
US	1,747,074	1,422,482	0.02	US	1,049,103	1,028,650	0.01
US	1,049,103	1,028,650	0.01	US	932,419	957,319	0.01
US	932,419	957,319	0.01	US	1,000,924	952,995	0.01
US	1,000,924	952,995	0.01	US	968,403	924,771	0.01
US	968,403	924,771	0.01	US	696,960	741,272	0.01
US	696,960	741,272	0.01	FR	675,198	720,212	0.01
FR	675,198	720,212	0.01	US	735,356	698,716	0.01
US	735,356	698,716	0.01	US	675,198	694,716	0.01
US	675,198	694,716	0.01	US	683,389	619,700	0.01
US	683,389	619,700	0.01	US	602,241	613,710	0.01
US	602,241	613,710	0.01	US	602,241	594,402	0.01
US	602,241	594,402	0.01	US	601,056	552,253	0.01
US	601,056	552,253	0.01	US	480,683	480,683	0.01
US	480,683	480,683	0.01	US	471,554	462,762	0.01
US	471,554	462,762	0.01	US	418,216	418,216	0.01
US	418,216	418,216	0.01	US	361,544	296,713	0.00
US	361,544	296,713	0.00	US	326,414	296,683	0.00
US	326,414	296,683	0.00	US	365,151	284,344	0.00
US	365,151	284,344	0.00	US	351,835	274,099	0.00
US	351,835	274,099	0.00	US	258,199	224,124	0.00
US	258,199	224,124	0.00	FR	397,553	112,765	0.00
FR	397,553	112,765	0.00				
		22,117,056	0.31				

ヘルスケア

NL	3,925,940	3,661,876	0.05	US	3,925,940	3,661,876	0.05
US	3,411,290	3,307,774	0.05	US	3,411,290	3,307,774	0.05
US	2,746,316	2,781,265	0.04	US	2,746,316	2,781,265	0.04
US	2,282,608	2,354,144	0.03	US	2,282,608	2,354,144	0.03
US	2,358,374	2,241,003	0.03	US	2,358,374	2,241,003	0.03
US	2,109,992	2,047,074	0.03	US	2,109,992	2,047,074	0.03
US	1,963,558	2,058,003	0.03	US	1,963,558	2,058,003	0.03
US	1,994,019	1,938,222	0.03	US	1,994,019	1,938,222	0.03
US	1,950,055	1,846,074	0.03	US	1,950,055	1,846,074	0.03
US	1,852,493	1,707,159	0.02	US	1,852,493	1,707,159	0.02
US	1,772,393	1,695,254	0.02	US	1,772,393	1,695,254	0.02
US	1,755,055	1,547,817	0.02	US	1,755,055	1,547,817	0.02
US	1,663,388	1,440,103	0.02	US	1,663,388	1,440,103	0.02
US	1,425,263	1,392,085	0.02	US	1,425,263	1,392,085	0.02
US	1,151,245	1,180,824	0.02	US	1,151,245	1,180,824	0.02
US	1,097,516	1,078,393	0.02	US	1,097,516	1,078,393	0.02
US	1,070,181	1,066,326	0.02	US	1,070,181	1,066,326	0.02
US	1,050,910	983,556	0.01	US	1,050,910	983,556	0.01
US	905,892	980,733	0.01	US	905,892	980,733	0.01
US	960,847	876,339	0.01	US	960,847	876,339	0.01
US	916,610	856,548	0.01	US	916,610	856,548	0.01
NL	746,215	849,020	0.01	US	746,215	849,020	0.01
US	790,282	719,519	0.01	US	790,282	719,519	0.01
US	822,058	711,554	0.01	US	822,058	711,554	0.01
US	766,500	705,557	0.01	US	766,500	705,557	0.01
US	808,809	690,658	0.01	US	808,809	690,658	0.01
US	770,266	688,311	0.01	US	770,266	688,311	0.01
US	658,152	682,613	0.01	US	658,152	682,613	0.01
US	590,798	618,797	0.01	US	590,798	618,797	0.01
NL	614,032	614,339	0.01	NL	614,032	614,339	0.01
US	741,960	599,197	0.01	US	741,960	599,197	0.01
US	590,196	586,075	0.01	US	590,196	586,075	0.01
US	485,282	534,389	0.01	US	485,282	534,389	0.01
US	561,890	497,810	0.01	US	561,890	497,810	0.01
US	529,972	489,793	0.01	US	529,972	489,793	0.01
US	469,166	482,734	0.01	US	469,166	482,734	0.01
US	481,792	477,682	0.01	US	481,792	477,682	0.01
US	460,112	451,542	0.01	US	460,112	451,542	0.01
US	53,625	15/03/2023 144A		US	53,625	15/03/2023 144A	
IE	559,481	15/07/2029 144A		IE	559,481	15/07/2029 144A	
US	535,994	15/01/2031		US	535,994	15/01/2031	
US	54,839	6.587% FRN 15/03/2024 144A		US	54,839	6.587% FRN 15/03/2024 144A	
US	420,726	15/03/2026		US	420,726	15/03/2026	
US	445,851	15/04/2029 144A		US	445,851	15/04/2029 144A	
IE	405,866	7.5% 15/10/2027 144A		IE	405,866	7.5% 15/10/2027 144A	
US	422,171	12/26/2026 144A		US	422,171	12/26/2026 144A	
US	375,242	1.09% 15/01/2026		US	375,242	1.09% 15/01/2026	
US	451,445	15/01/2024 144A		US	451,445	15/01/2024 144A	
US	427,591	4.00% 15/07/2028 144A		US	427,591	4.00% 15/07/2028 144A	
US	378,809	5.75% 15/04/2026 144A		US	378,809	5.75% 15/04/2026 144A	
US	427,591	5.00% 01/12/2029 144A		US	427,591	5.00% 01/12/2029 144A	
US	374,594	5.50% 15/04/2029 Reg S		US	374,594	5.50% 15/04/2029 Reg S	
US	351,106	5.00% 01/03/2028 144A		US	351,106	5.00% 01/03/2028 144A	
BM	304,734	13.00% 15/05/2025 144A		BM	304,734	13.00% 15/05/2025 144A	
LU	390,070	5.00% 15/01/2028 144A		LU	390,070	5.00% 15/01/2028 144A	
US	302,566	6.75% 15/03/2028 144A		US	302,566	6.75% 15/03/2028 144A	
US	273,056	11.50% 01/01/2025 144A		US	273,056	11.50% 01/01/2025 144A	
US	354,846	6.00% 01/11/2026 144A		US	354,846	6.00% 01/11/2026 144A	
US	330,028	4.625% 01/08/2029 144A		US	330,028	4.625% 01/08/2029 144A	
US	316,779	7.50% 15/04/2028 144A		US	316,779	7.50% 15/04/2028 144A	
US	446,658	3.375% 15/08/2029 144A		US	446,658	3.375% 15/08/2029 144A	
GB	137,419	4.50% 01/10/2027 Reg S		GB	137,419	4.50% 01/10/2027 Reg S	
US	89,117	3.125% 14/01/2031		US	89,117	3.125% 14/01/2031	
EUR	17,196	Mercoledì		EUR	17,196	Mercoledì	

金融

GB	15,759,567	14,451,523	0.20	GB	15,759,567	14,451,523	0.20
EUR	13,063,350	13,699,488	0.19	EUR	13,063,350	13,699,488	0.19
NL	13,561,955	12,730,774	0.18	NL	13,561,955	12,730,774	0.18
IE	11,392,458	12,329,124	0.17	IE	11,392,458	12,329,124	0.17
ES	10,329,162	11,045,807	0.16	ES	10,329,162	11,045,807	0.16
IE	10,281,134	10,409,637	0.15	IE	10,281,134	10,409,637	0.15
FR	11,392,458	10,195,111	0.14	FR	11,392,458	10,195,111	0.14
ES	10,632,961	9,761,085	0.14	ES	10,632,961</		

国コード	株数または額面 通貨 価額	時価 (米ドル Assets)	% Net Assets		
US	Bancorp 4.839% VRN 01/01/2024	US	USD 2,274,195	2,178,309	0.03
US	Bank North America 5.87% 15/09/2049	US	USD 2,150,784	2,150,784	0.03
US	Alliant Holdings 6.75% 15/10/2027 144A	US	USD 2,261,413	2,114,387	0.03
JP	Mitsubishi UFJ Fin. Group 4.788% VRN 18/10/2025	JP	USD 2,109,992	2,090,777	0.03
US	Hyundai Capital America 5.50% 30/05/2026 Reg S	US	USD 2,058,145	2,067,722	0.03
US	AIW 20.53% 9/27/2025	US	USD 2,055,203	2,067,722	0.03
IE	Together Asset Backed 5.654% FRN 15/12/2061	GB	GBP 1,624,171	2,047,754	0.03
CH	Credit Suisse Group 3.75% 26/05/2025	CH	USD 2,194,392	2,046,062	0.03
US	Wills North America 4.50% 15/09/2028	US	USD 2,096,806	2,041,202	0.03
US	Fiserv 5.40% 02/05/2033	US	USD 1,949,211	2,031,794	0.03
US	Commonwealth Real AU 2.688% 11/03/2031 144A	US	USD 2,544,824	2,028,124	0.03
FI	Nordea Bank Abp 1.50% 30/09/2026 Reg S	FI	USD 2,274,195	2,024,507	0.03
IE	Bushy Park CLO 7.942% FRN 15/04/2036	IE	EUR 1,854,324	2,021,195	0.03
US	New York Life Glb Funding 4.55% 28/01/2033 144A	US	USD 2,028,580	2,016,901	0.03
IN	HDFC Bank 3.70% VRN (Perpetual) Reg S	IN	USD 2,326,664	2,010,258	0.03
IE	US Bancorp 4.625% VRN 23/07/2029 EMTN	IE	EUR 1,852,545	2,005,407	0.03
US	US Bancorp 5.85% VRN 21/10/2033	US	USD 1,941,193	2,000,544	0.03
IE	Trinitas Euro CLO II 8.001% FRN 20/05/21/2037	IE	EUR 1,746,975	1,935,343	0.03
IE	Adagio 9.211% FRN 20/07/2036	IE	EUR 1,746,975	1,917,326	0.03
IE	Last Mile Logistics 4.50% FRN 17/08/2033	IE	EUR 1,886,806	1,909,808	0.03
IE	ICG Euro CLO 2.1 9.47481% FRN 19/04/2036	IE	EUR 1,746,975	1,909,198	0.03
US	OneMain Fin. 6.875% 15/03/2025	US	USD 1,923,797	1,884,430	0.03
US	Metropolitan Life Global 5.45% 18/12/2026 144A	US	USD 1,974,953	1,882,435	0.03
US	Bank of New York Mellon 3.85% 28/04/2028 EMTN	US	USD 1,916,813	1,863,162	0.03
US	Acrista Finance 7.00% 15/11/2025 144A	US	USD 1,925,965	1,841,666	0.03
IE	Bridgepoint CLO IV 9.431% FRN 20/07/2037	IE	EUR 1,650,510	1,815,019	0.03
IE	Harvest CLO XXIII 4.0% FRN 20/10/2032	IE	EUR 1,822,627	1,792,192	0.03
NI	Wespac Group 6.75% (Perpetual) Reg S	NI	EUR 1,898,745	1,789,585	0.03
DE	Deutsche Bank 5.945% FRN 16/11/2027	DE	EUR 1,967,177	1,769,725	0.02
US	Athene Global Funding 2.50% 14/01/2025 144A	US	USD 1,856,793	1,759,496	0.02
FR	BNP Paribas 4.705% VRN 10/01/2025 144A	FR	EUR 1,763,954	1,749,146	0.02
CA	Royal Bank of Canada 2.30% 05/11/2031 GMTN	CA	USD 2,109,992	1,742,758	0.02
US	Societe Generale 1.567% 10/01/2035 144A	US	USD 1,779,556	1,730,084	0.02
ES	BCC 5.25% VRN 27/11/2031 EMTN	ES	EUR 1,969,716	1,724,064	0.02
IE	Contego CLO 8.308% FRN 15/11/2036	IE	EUR 1,572,278	1,723,451	0.02
AU	Macquarie Bank 6.798% 18/03/2033 144A	AU	USD 1,687,994	1,716,014	0.02
GB	Highways 2021 0.240% FRN 18/12/2031	GB	GBP 1,456,813	1,705,267	0.02
IE	Bank of Ireland 2.029% VRN 30/09/2027 144A	IE	USD 1,953,064	1,690,852	0.02
DK	Danske Bank 4.298% VRN 01/04/2028 144A	DK	USD 1,775,871	1,674,399	0.02
NL	ING Group 5.75% VRN (Perpetual)	NL	USD 1,899,745	1,654,766	0.02
US	Bank of America CLO 2023.1 6.623% FRN 30/04/2036	US	USD 1,514,045	1,650,704	0.02
US	Bank of America 6.204% VRN 10/11/2028	US	USD 1,574,251	1,642,473	0.02
CA	Toronto-Dominion Bank 8.125% VRN 31/10/2082	CA	USD 1,607,982	1,641,798	0.02
US	Goldman Sachs Group 1.75% VRN 24/01/2025	US	USD 1,687,994	1,637,996	0.02
IE	Aurium CLO III 6.27% FRN 18/04/2032	IE	EUR 1,572,278	1,637,807	0.02
US	First Mortgage REIT 5.875% 15/03/2031 144A	US	USD 2,011,483	1,629,984	0.02
NL	DFP 18.1 0.63% FRN 24/01/2051	NL	EUR 1,465,888	1,616,831	0.02
IE	Tikehau CLO VIII 7.315% FRN 25/10/2034	IE	EUR 1,455,813	1,613,469	0.02
IE	Arbour CLO XI 6.821% FRN 15/01/2036	IE	EUR 1,455,813	1,612,165	0.02
IE	Global Aircraft Financing 6.50% VRN 15/09/2024 144A	IE	EUR 1,455,813	1,602,224	0.02
IT	Intesa Sanpaolo 6.184% VRN 20/02/2034 EMTN	IT	EUR 1,448,571	1,588,218	0.02
US	HUB International 0.00% 01/05/2026 144A	US	USD 1,582,688	1,578,042	0.02
FR	Societe Generale 2.797% VRN 19/01/2028 144A	FR	EUR 1,760,226	1,572,184	0.02
US	Mitsubishi UFJ Fin. Grp 3.73% VRN 19/09/2025 EMTN JP	US	USD 1,439,564	1,566,527	0.02
IE	First Third Bancorp 5.875% 15/03/2031 144A	IE	EUR 1,519,198	1,562,922	0.02
IE	CIFC Euro Funding CLO V 6.327% FRN 25/11/2034	IE	EUR 1,545,161	1,522,961	0.02
US	Aib Group 5.750% VRN 16/02/2029	US	EUR 1,320,851	1,520,384	0.02
US	F&G Global Funding 0.90% 20/09/2024 144A	US	USD 1,603,594	1,496,602	0.02
US	Global Aircraft Financing 6.50% VRN 15/09/2024 144A	US	USD 1,476,574	1,479,466	0.02
IE	CIFC Euro Funding CLO II 6.377% FRN 15/07/2032	IE	EUR 1,455,813	1,473,182	0.02
GB	PCL Funding V 4.9358% FRN 15/10/2025	GB	GBP 1,164,650	1,466,458	0.02
US	Taurus 2019-1 0.253% FRN 02/02/2031	IE	EUR 1,344,590	1,461,997	0.02
US	Bank of America 3.559% VRN 23/04/2027 MTN	US	USD 1,529,395	1,458,791	0.02
US	Societe Generale 3.53% FRN 21/01/2033 144A	FR	EUR 1,779,556	1,448,740	0.02
LU	Vivion Investments 3.00% 08/08/2024	LU	EUR 1,791,208	1,448,410	0.02
US	Nationstar Mortgage 5.50% 15/08/2028 144A	US	USD 1,626,050	1,447,802	0.02
US	AIB Group 7.583% VRN 14/10/2026 144A	IE	USD 1,398,629	1,446,672	0.02
IE	OHCEP VIII 6.675% VRN 18/04/2035	IE	EUR 1,454,849	1,445,796	0.02
FR	Societe Gen 3.75% VRN (Perpetual) Reg S	FR	USD 1,518,994	1,434,698	0.02
US	Citizens Bank NA 4.119% VRN 23/05/2025	US	USD 1,476,995	1,409,674	0.02
DK	Danske Bank 6.464% VRN 09/01/2026 144A	DK	USD 1,399,296	1,404,564	0.02
IE	ROSE CLO 22.5 6.00% 15/03/2035	IE	EUR 1,298,582	1,399,158	0.02
GB	Jeroald Finco 4.875% 15/03/2026	GB	GBP 1,254,603	1,393,284	0.02
IT	Intesa Sanpaolo 3.25% 23/09/2024	IT	EUR 1,454,795	1,383,248	0.02
GB	Lloyds Banking Group 8.50% VRN (Perpetual)	GB	GBP 1,148,581	1,369,667	0.02
US	Blackstone Priv. Credit Fund 7.05% 29/09/2023 144A	US	USD 1,350,955	1,355,540	0.02
US	Mortimer BTL 2022 1.637% VRN 23/05/2054	US	USD 1,026,418	1,352,447	0.02
US	MSCI 3.625% 01/09/2030 144A	US	USD 1,535,081	1,326,517	0.02
US	Bridgepoint CLO IV 7.421% FRN 20/01/2037	US	EUR 1,164,650	1,294,451	0.02
IE	FORTA 2023 1.748% FRN 18/09/2032	IE	EUR 1,164,650	1,287,501	0.02
US	ACR CLO 2021 1.830% VRN 15/10/2035	US	EUR 1,310,231	1,285,540	0.02
US	Boin Cap. Euro CLO 2022 2.485% FRN 22/07/2036	US	EUR 1,164,650	1,281,041	0.02
IE	AIB Group 2.25% VRN 04/04/2028 EMTN	IE	EUR 1,251,034	1,265,181	0.02
IE	Julielee CLO 2022XXIX 0.667% FRN 15/10/2036	IE	EUR 1,164,650	1,260,179	0.02
US	Hydrex Capital America 6.375% 08/04/2030 Reg S	US	USD 1,174,252	1,252,272	0.02
GB	Bank of Ireland 1.35% VRN 11/03/2031 EMTN	GB	GBP 929,832	1,233,347	0.02
GB	E-Card 12 0.37% FRN 18/08/2029	GB	GBP 980,796	1,232,691	0.02
US	Citigroup 3.104% VRN 08/04/2026	US	USD 1,265,995	1,218,108	0.02
IE	Banking Monte 7.677% VRN 18/01/2028 EMTN	IE	EUR 1,288,406	1,212,596	0.02
US	Mortimer BTL 2022 1.637% VRN 23/05/2054	US	EUR 1,036,418	1,205,447	0.02
GE	TBC Bank 10.75% VRN (Perpetual) Reg S	GE	USD 1,265,722	1,204,201	0.02
IE	Julielee CLO 2019XXIX 0.400% FRN 20/11/2031	IE	EUR 1,164,650	1,200,149	0.02
IE	Avoco CLO XIX 6.377% VRN 15/10/2031	IE	EUR 1,164,650	1,192,457	0.02
MX	Grupo Financiero Banorte 5.50% 15/03/2035	MX	USD 1,157,022	1,187,002	0.02
IT	Intesa 4.95% VRN 01/06/2042	IT	EUR 1,764,216	1,169,230	0.02
GB	Jeroald Finco 5.25% 15/01/2027 Reg S	GB	GBP 1,073,020	1,159,993	0.02
ES	CaixaBank 6.25% VRN 23/02/2033 EMTN	ES	EUR 1,023,387	1,153,077	0.02
IE	Tikehau CLO V 7.077% FRN 15/04/2032	IE	EUR 1,135,584	1,152,974	0.02
US	Harvest CLO XXVIII 6.37% FRN 07/2034	US	EUR 1,164,650	1,138,263	0.02
US	lcahn Enterprises 5.25% 15/05/2027	US	USD 1,162,927	1,098,170	0.02

国コード	株数または額面 通貨 価額	時価 (米ドル Assets)	% Net Assets		
PT	Banco Com Portuquesa 4.00% VRN 11/05/2032 DMTN	PT	EUR 1,358,899	1,095,164	0.02
US	Nauco 2.50% 21/12/2020 144A	US	USD 1,603,594	1,037,672	0.02
US	Bank of America 2.651% VRN 11/03/2025	US	USD 1,275,822	1,065,598	0.01
IE	AIB Group 4.263% VRN 10/04/2025 144A	IE	USD 1,074,556	1,055,117	0.01
ES	Banco de Sabadell 9.375% VRN (Perpetual)	ES	EUR 1,019,174	1,046,190	0.01
FR	BNP Paribas 4.50% 16/06/2029 144A	FR	EUR 1,157,997	1,033,124	0.01
US	AIB Group 2.875% VRN 30/05/2031 EMTN	IE	EUR 1,025,206	1,029,796	0.01
US	OneMain Fin. 7.125% 15/05/2026	US	USD 1,049,705	1,024,954	0.01
SE	Hoist Finance 3.375% 27/11/2024 EMTN	SE	EUR 980,221	1,013,858	0.01
GB	Bumper UK 2021-1 Finance 4.6027% FRN 20/12/2030	GB	GBP 791,651	995,987	0.01
IE	Banco de Sabadell 6.00% VRN 16/08/2033 EMTN	IE	EUR 976,174	976,174	0.01
IT	doValue 3.575% 31/07/2026 Reg S	IT	EUR 974,562	969,319	0.01
IE	BCCE CLO 9.471% FRN 22/07/2036	IE	EUR 873,488	968,203	0.01
DE	Deutsche Bank 10.00% VRN (Perpetual)	DE	EUR 917,257	951,651	0.01
GB	E-Card 1.26% 17/02/2026 144A	GB	GBP 754,592	949,801	0.01
ES	BBVA 4.625% VRN 15/01/2031	ES	EUR 843,997	939,462	0.01
US	Bank of America 3.841% VRN 25/04/2025	US	USD 928,597	911,890	0.01
US	USI 6.875% 01/05/2025 144A	US	USD 911,792	902,947	0.01
GB	Mortimer BTL 2020-1 6.32535% FRN 21/06/2052	GB	GBP 715,678	901,590	0.01
GB	NDT 2022 1.14338% FRN 15/11/2030	GB	GBP 698,790	887,925	0.01
IE	EUR CLO 2.1 5.992% FRN 22/06/2034	IE	EUR 873,488	864,320	0.01
IE	Permanent TSB Group Hlds 6.625% VRN 25/04/2028	IE	EUR 717,382	863,819	0.01
IE	Aequeduct Euro CLO 7.022 2.0475% FRN 15/05/2036	IE	EUR 786,139	860,480	0.01
IE	Deutsche Bank 7.079% VRN 10/02/2034	IE	EUR 854,915	854,915	0.01
IE	Adagi IX CLO 6.157% FRN 15/09/2034	IE	EUR 873,488	848,775	0.01
IT	Unicredit 0.85% 19/01/2031 EMTN	IT	EUR 1,012,796	843,688	0.01
CA	Bank of Nova Scotia 4.85% 01/02/2030	CA	USD 845,997	840,003	0.01
US	Bank of America 3.5% VRN 15/03/2025 144A	US	USD 811,375	835,515	0.01
TR	Yapi ve Kredi Bankasi 8.25% 15/10/2024 Reg S	TR	USD 811,375	810,203	0.01
SE	Sveaboa 3.625% VRN 25/08/2032 GMTN	SE	EUR 788,508	810,430	0.01
DK	Danske Bank 2.50% VRN 21/06/2029 EMTN	DK	EUR 759,997	809,265	0.01
IT	Castor 6.00% 15/02/2029 Reg S	IT	EUR 809,836	786,923	0.01
US	South Western VII ES5 CLO 3.604% FRN 16/05/2036	US	USD 786,139	773,800	0.01
FR	Camlerbury Finance NO 1 1.9286% FRN 14/05/2054	FR	EUR 614,935	773,286	0.01
US	JPMorgan Chase & Co 0.824% VRN 01/06/2025	US	USD 784,597	746,168	0.01
ES	Unicaja Banco 5.125% VRN 21/02/2029 EMTN	ES	EUR 675,198	727,085	0.01
US	SNOPE CLO V Funding 6.561% FRN 25/07/2035	US	EUR 698,790	710,218	0.01
MX	Bolsa Mexicana de Valores	MX	MXN 318,552	703,449	0.01
US	Metropolitan Life Glb Funding 5.15% 28/03/2033 144A	US	USD 668,639	678,639	0.01
US	Morgan & McLenan 5.45% 15/03/2025	US	USD 651,102	676,928	0.01
US	Bank AMRO Bank 3.24% VRN 15/03/2037 144A	US	USD 664,193	671,613	0.01
US	Bank of America 6.204% VRN 10/11/2028	US	USD 645,198	667,998	0.01
IE	Adagi IX CLO 5.107% FRN 15/09/2034	IE	EUR 640,558	656,917	0.01
IE	Penta CLO 12 0.508% FRN 20/10/2035	IE	EUR 582,32		

国コード	株数または額面 通貨 価額	時価 (米ドル)	% Net Assets
Vodafone Group 7.00% VRN 04/04/2019	GB USD	1,270,595	1,304,508 0.02
Sprint 3.875% 15/09/2023	US USD	1,270,741	1,290,740 0.02
Sprint Capital 6.875% 15/11/2028	US USD	1,157,506	1,248,588 0.02
Cogent Comms Group 7.00% 15/06/2027 144A	US USD	1,243,627	1,243,938 0.02
Virgin Media 5.00% 15/07/2030 144A	GB USD	1,180,994	996,138 0.01
Telecom Italia Capital 7.20% 18/07/2036	IT EUR	1,142,663	977,694 0.01
Telefonica Europe 7.125% VRN (Perpetual)	NL EUR	738,594	831,718 0.01
Frontier Communications 6.75% 01/05/2029 144A	US USD	951,540	767,707 0.01
Koninklijke KPN 6.00% VRN (Perpetual)	NL EUR	655,559	728,420 0.01
Allen Media 10.50% 15/02/2028 144A	US USD	1,315,896	708,241 0.01
Rogers Communications 4.50% 15/03/2042 144A	CA USD	759,597	647,322 0.01
Frontier Communications 6.00% 15/01/2030 144A	US USD	825,865	630,741 0.01
Telefonica Europe 4.375% VRN (Perpetual)	NL EUR	568,810	614,229 0.01
Zeyofone Europe 3.875% VRN (Perpetual)	NL EUR	568,810	581,155 0.01
Telecom Italia Capital 7.20% 18/07/2036	LU USD	640,312	580,224 0.01
Zayo Group Holdings 4.00% 01/03/2027 144A	US USD	725,098	546,885 0.01
Sprint 7.625% 01/03/2026	US USD	510,700	541,244 0.01
Level 3 Financing 3.75% 15/07/2029 144A	US USD	932,871	526,578 0.01
Frontier Communications 5.875% 15/10/2027 144A	US USD	509,496	467,921 0.01
Frontier Communications 5.00% 01/05/2028 144A	US USD	525,347	495,775 0.01
Level 3 Financing 4.25% 01/07/2028 144A	US USD	676,918	395,130 0.01
Cellex Telecom 1.875% 26/06/2029	ES EUR	415,934	393,795 0.01
Northwest Finance 4.75% 30/04/2027 144A	US USD	405,308	351,969 0.01
Frontier Communications Holdings 5.875% 01/11/2027	US USD	412,907	312,944 0.00
Altice (France) 5.125% 15/01/2029 144A	FR USD	409,524	302,310 0.00
Rogers Communications 2.95% 15/03/2025 144A	CA USD	253,199	242,562 0.00
TELUS 3.40% 13/05/2023	CA USD	255,199	224,209 0.00
Consolidated Comms. 5.00% 01/10/2028 144A	US USD	302,325	221,257 0.00
		51,304,055	0.72

非上場

エネルギー

Mesquite Energy*	US USD	7,146	1,535,633 0.02
Jonah Energy*	US USD	22,814	1,026,617 0.01
Nostrum Oil & Gas Finance 5.00% 30/06/2026 Reg S	NL USD	929,497	495,022 0.01
Nostrum Oil & Gas Finance 14.00% 30/06/2026 Reg S	NL USD	1,284,542	430,257 0.01
Mesquite 15.00% 15/07/2023*	US USD	97,091	96,968 0.00
Mesquite CV 15.00% 15/07/2023*	US USD	56,285	56,214 0.00
Lebanon 7.00% 22/04/2031 (Defaulted)	LB USD	9,902	609 0.00
Fara Holdings*	GB GBP	74,914	1 0.00
		3,841,321	0.05

公益事業

NPC Ukrenagro 6.875% 09/11/2028 Reg S (Defaulted)	UA EUR	534,703	92,256 0.00
TXU Europe Funding 7.00% 31/01/2005 (Defaulted)	GB EUR	319,545	4 0.00
Pure West Energy RTS 31/12/2049*	US USD	610	0 0.00
		92,240	0.00

素材

Pearl Hldg II 6.00% (Perpetual) Reg S (Defaulted)	KY USD	1,946,155	68,115 0.00
New WE 9.50% 15/10/2019 144A (Defaulted)	US USD	426,932	6 0.00
Sino-Forest 6.25% 21/10/2017 144A (Defaulted)	CA USD	407,958	4 0.00
Sino Forest 10.25% 28/07/2014 (Defaulted)	CA USD	37,344	0 0.00
Novolipetsk Steel GRD*	RU USD	34,205	0 0.00
		68,125	0.00

資本財・サービス

Ukraine Railways 7.875% 15/07/2028 (Defaulted)	GB USD	2,691,904	555,205 0.01
Blue Skyview 15.75% (Perpetual) (Defaulted)	VG USD	3,219,789	144,891 0.00
Hertz 6.00% 15/01/2028 144A (Defaulted)	US USD	797,969	75,807 0.00
Hertz 7.125% 01/08/2026 144A (Defaulted)	US USD	785,924	74,663 0.00
Hertz 6.25% 15/10/2022 (Defaulted)	US USD	584,776	6 0.00
Hertz 5.50% 15/10/2024 (Defaulted)	US USD	654,159	6 0.00
		850,578	0.01

情報技術

Nuovi Capital 5.35% 24/01/2023 (Defaulted)	VG USD	1,926,507	592,401 0.01
Tsinghua Uni. 4.75% 31/01/2021 (Defaulted)	VG USD	285,411	136,997 0.00
Technicolor 0.00% (Perpetual) (Defaulted)	FR EUR	305,752	3 0.00
		729,401	0.01

一般消費財・サービス

New Cota*	SU USD	152,636	235,059 0.00
JPMedia 9.00% 17/11/2023*	GB GBP	144,899	79,752 0.00
UC Holdings*	US USD	15,643	76,023 0.00
Future Retail 5.40% 22/01/2025 Reg S (Defaulted)	NL USD	1,897,833	54,658 0.00
ACC Claims Holdings*	US USD	22,343	307 0.00
Johnston Press 8.625% 01/06/2019 Reg S (Defaulted)	GB GBP	346,912	4 0.00
Waterford 9.875% 01/12/2010 Reg S (Defaulted)	IE EUR	197,040	2 0.00
Jaya Bersama Indo*	ID USD	2,595,951	0 0.00
JPMedia*	GB GBP	16,222	0 0.00
		445,806	0.01

生活必需品

iTail F (Defaulted)	TH THB	79,436	47,808 0.00
Tops Holding 8.00% 15/06/2022 (Defaulted)	US USD	1,511,022	15 0.00
		47,823	0.00

国コード	株数または額面 通貨 価額	時価 (米ドル)	% Net Assets
ヘルスケア			
WP Rocket 10.125% 15/07/2019 (Defaulted)*	US USD	694,383	7 0.00
WP Rocket 10.125% 15/07/2019 (Defaulted)*	US USD	719,677	7 0.00
		14	0.00
金融			
Tianjin State-Oil & Management -1.60% 17/12/2039	CN USD	5,399,293	1,200,466 0.02
Indonesia 7.00% 19/05/2027 EMTN	ID IDR	10,023,265,422	702,095 0.01
Sovcombank 7.40% 03/01/2028 (Defaulted)	IE USD	1,438,496	49 0.00
Yihua Overseas Inv. 8.50% 25/10/2020 (Defaulted)	VG USD	2,544,031	140,405 0.00
JPM (Colombia) CLN 10.00% 26/07/2024	CO COP	159,433,502	33,678 0.00
Pearl Holding III 9.00% 22/10/2025 Reg S	KY USD	1,549,932	15,499 0.00
Sovcombank 7.40% 03/01/2028 (Defaulted)	IE USD	1,940,704	19 0.00
Hel Tel. Fin. 8.01% 15/07/2015 Reg S (Defaulted)	LU EUR	820,960	9 0.00
GTKL Europe Capital 4.349% 27/02/2029 (Defaulted)	IE USD	484,544	5 0.00
Alta Bank 5.50% 26/10/2031 Reg S (Defaulted)	IE USD	488,022	5 0.00
Sberbank of Russia (USD)*	RU USD	255,224	3 0.00
Bulgaria Steel Fin. 12.00% 04/05/2013 (Defaulted)	NL EUR	16,975	0 0.00
		2,780,350	0.04

不動産

Redsun Properties Grp 9.70% 16/04/2023 (Defaulted)	KY USD	11,755,296	1,263,694 0.02
Sunac China Holdings 6.50% 10/01/2025 (Defaulted)	KY USD	5,411,587	1,106,596 0.02
Sunac China Holdings 7.00% 09/07/2025 (Defaulted)	KY USD	4,632,302	947,447 0.01
Times China Holdings 5.55% 04/06/2024 (Defaulted)	KY USD	7,136,674	927,888 0.01
Easy Tactic 7.50% VRN 11/07/2028 (Defaulted)	VG USD	5,310,188	805,055 0.01
Easy Tactic 7.50% VRN 11/07/2027 (Defaulted)	VG USD	4,608,409	783,430 0.01
Redsun Properties Gp 10.00% 05/10/2022 (Defaulted)	KY USD	5,115,747	583,963 0.01
Shimao Group 3.45% 11/01/2031 (Defaulted)	KY USD	4,299,230	520,451 0.01
Times China Holdings 6.20% 22/03/2026 (Defaulted)	KY USD	3,941,492	519,986 0.01
Modernland Q/S Pre 3.00% 30/04/2027 (Defaulted)	SG USD	1,166,909	494,513 0.01
CIFI Holdings 6.00% 16/07/2025 (Defaulted)	KY USD	3,222,575	489,441 0.01
CIFI Holdings 4.375% 12/04/2027 (Defaulted)	KY USD	2,821,854	432,512 0.01
Sunac China Holdings 7.95% 08/08/2022 (Defaulted)	KY USD	2,029,914	420,165 0.01
Yuzhou Grp Hlgs 7.575% 13/01/2026 (Defaulted)	KY USD	3,567,983	397,441 0.01
CIFI Holdings 5.25% 13/05/2026 (Defaulted)	KY USD	2,480,500	383,135 0.01
Yuzhou Grp Hlgs 8.30% 27/05/2025 (Defaulted)	KY USD	5,079,336	375,260 0.01
Easy Tactic 7.50% VRN 11/07/2025 (Defaulted)	VG USD	1,815,908	371,690 0.01
Redsun Properties Grp 7.30% 21/03/2024 (Defaulted)	KY USD	2,821,854	355,219 0.01
Kaiaa Group Holdings 11.50% 30/01/2023 (Defaulted)	SG USD	2,901,148	302,413 0.00
JGC Ventures 3.00% 30/06/2025 (Defaulted)	SG USD	741,128	256,842 0.00
Times China Holdings 6.75% 08/07/2025 (Defaulted)	KY USD	1,638,496	215,888 0.00
Yida China Holdings 6.00% 30/04/2025 (Defaulted)	KY USD	1,900,914	190,091 0.01
Kaiaa Group Holdings 10.50% 15/01/2025 (Defaulted)	KY USD	1,852,410	185,648 0.01
Yango Justice 10.25% 15/09/2022 (Defaulted)	HK USD	6,166,205	184,986 0.00
China Aoyuan Grp 8.50% 23/01/2022 (Defaulted)	KY USD	2,524,009	176,792 0.00
CIFI Holdings 4.45% 17/08/2026 (Defaulted)	KY USD	1,128,741	170,872 0.02
CIFI Holdings 6.45% 07/11/2024 (Defaulted)	KY USD	1,092,330	169,997 0.02
China Aoyuan Group 6.55% 08/02/2024 (Defaulted)	KY USD	2,411,702	167,333 0.00
Yango Justice Intl 9.25% 15/04/2023 (Defaulted)	HK USD	4,761,650	166,658 0.00
Yuzhou Grp Hlgs 8.50% 26/02/2024 (Defaulted)	KY USD	2,130,044	157,367 0.00
Kaiaa Group Hlgs 10.875% 23/07/2023 (Defaulted)	KY USD	1,479,197	149,358 0.00
China Aoyuan Group 7.95% 19/02/2023 (Defaulted)	KY USD	855,459	136,673 0.00
Shimao Group 5.60% 15/07/2026 (Defaulted)	KY USD	1,001,303	130,876 0.00
Yango Justice Intl 8.25% 25/11/2023 (Defaulted)	HK USD	3,518,214	123,137 0.00
Times China 6.75% 16/07/2023 (Defaulted)	KY USD	865,851	118,002 0.00
Kaiaa Group Holdings 8.50% 30/04/2022 (Defaulted)	KY USD	1,137,844	112,395 0.00
Corestate Cap Holding 3.50% 31/07/2023 (Defaulted)	LU EUR	619,998	110,543 0.00
Times China Holdings 6.60% 02/03/2023 (Defaulted)	KY USD	652,667	98,226 0.00
Redco PPTY. Grp 8.00% 23/03/2023 EMTN (Defaulted)	KY USD	786,068	95,564 0.00
Sunac Group Holdings 9.375% 30/06/2024 (Defaulted)	KY USD	584,891	59,058 0.00
China Aoyuan Group 7.95% 19/02/2023 (Defaulted)	KY USD	834,722	58,097 0.00
Shimao Group 5.20% 16/01/2027 (Defaulted)	KY USD	424,367	55,675 0.00
Yango Justice Intl 7.875% 04/09/2024 (Defaulted)	KY USD	1,401,824	49,064 0.00
Yango Justice Intl 7.50% 17/02/2025 (Defaulted)	HK USD	1,228,872	43,011 0.00
Sunac China Holdings 10.50% 15/01/2025 (Defaulted)	KY USD	4,184,912	21,891 0.00
Sunac China Holdings 5.95% 26/04/2024 (Defaulted)	KY USD	200,867	41,577 0.00
Intu Dentures 5.62% 31/12/2027 (Defaulted)	GB GBP	78,337	41,476 0.00
Sunac China Holdings 6.50% 26/01/2026 (Defaulted)	KY USD	198,038	40,575 0.00
CIFI Holdings 5.50% 23/01/2023 (Defaulted)	KY USD	236,672	39,422 0.01
Redsun Prop. Grp. 7.30% 15/01/2025 (Defaulted)	KY USD	175,405	20,315 0.00
Redsun Prop. Grp. 9.50% 20/09/2023 (Defaulted)	KY USD	162,674	17,487 0.00
Modernland Overseas 3.00% 30/04/2027 (Defaulted)	SG USD	30,630	13,061 0.00
ADLER Group	LU EUR	5,400	2,610 0.00
		15,088,324	0.21

国債

Sri Lanka 7.55% 28/03/2030 Reg S (Defaulted)	LK USD	6,373,619	2,137,167 0.03
Sri Lanka 7.85% 14/03/2029 Reg S (Defaulted)	LK USD	5,450,171	1,844,124 0.02
Sri Lanka 6.20% 11/05/2027 Reg S (Defaulted)	LK USD	4,733,432	1,600,150 0.02
Sri Lanka 5.75% 18/04/2023 Reg S (Defaulted)	LK USD	3,914,184	1,323,825 0.02
Sri Lanka 6.85% 14/03/2024 Reg S (Defaulted)	LK USD	1,911,578	644,705 0.01
Ukraine 7.575% 03/08/2024 Reg S (Defaulted)	UA USD	2,170,839	362,461 0.01
Ukraine 8.994% 01/02/2026 Reg S (Defaulted)	UA USD	1,598,798	285,966 0.00
Ukraine 0.00% FRN 01/08/2041 Reg S (Defaulted)	UA USD	1,056,674	273,679 0.00
Ghana 6.375% 11/02/2027 Reg S (Defaulted)	GH USD	709,542	269,224 0.00
Zambia 8.97% 30/07/2027 Reg S (Defaulted)	ZM USD	559,259	262,441 0.00
Sri Lanka 6.35% 28/04/2024 Reg S (Defaulted)	LK USD	2,982,707	229,917 0.00
Ghana 7.625% 16/05/2029 Reg S (Defaulted)	GH USD	345,152	129,008 0.00
Zambia 5.375% 20/09/2022 Reg S (Defaulted)	ZM USD	265,730	115,664 0.00
Lebanon 6.85% 25/05/2029 EMTN (Defaulted)	LB USD	1,684,568	106,645 0.00
Ghana 8.25%			

国コード	株数または額面 通貨	時価 (米ドル)	% Net Assets	契約額等 未実現 (損 益) (米ドル)	% Net Assets
Ghana 7.75% 07/04/2029 Reg S (Defaulted)	GH USD	184,854	69,560	0.00	
Venezuela 7.00% 31/03/2038 (Defaulted)	VE USD	678,987	61,109	0.00	
Lebanon 6.75% 29/11/2027 (Defaulted)	LB USD	972,197	58,760	0.00	
Lebanon 6.65% 26/02/2030 GMTN (Defaulted)	LB USD	739,700	46,032	0.00	
Lebanon 6.20% 26/02/2025 GMTN (Defaulted)	LB USD	718,595	44,195	0.00	
Lebanon 6.85% 23/03/2027 (Defaulted)	LB USD	589,870	35,794	0.00	
Lebanon 7.05% 02/11/2035 GMTN (Defaulted)	LB USD	565,823	34,527	0.00	
Lebanon 8.25% 17/05/2034 (Defaulted)	LB USD	565,823	33,952	0.00	
Ghana 7.875% 26/03/2027 Reg S (Defaulted)	GH USD	84,873	33,207	0.00	
Lebanon 6.375% 09/03/2020 GMTN (Defaulted)	LB USD	427,196	26,486	0.00	
Lebanon 7.15% 20/11/2031 GMTN (Defaulted)	LB USD	424,347	26,069	0.00	
Lebanon 6.25% 12/06/2025 (Defaulted)	LB USD	377,687	23,477	0.00	
Lebanon 7.25% 23/03/2037 (Defaulted)	LB USD	182,478	11,135	0.00	
Lebanon 6.40% 26/05/2025 GMTN (Defaulted)	LB USD	118,087	7,477	0.00	
Lebanon 6.15% 19/06/2020 GMTN (Defaulted)	LB USD	99,019	6,139	0.00	
Lebanon 6.65% 22/04/2024 (Defaulted)	LB USD	98,340	6,048	0.00	
Lebanon 6.10% 04/10/2022 EMTN (Defaulted)	LB USD	80,630	4,999	0.00	
Lebanon 8.25% 12/04/2021 Reg S (Defaulted)	LB USD	65,070	4,230	0.00	
Lebanon 6.25% 04/11/2024 GMTN (Defaulted)	LB USD	66,578	4,216	0.00	
Lebanon 6.00% 27/01/2023 (Defaulted)	LB USD	60,826	3,650	0.00	
Lebanon 6.65% 03/11/2028 GMTN (Defaulted)	LB USD	44,530	2,717	0.00	
Russia 7.65% 04/2030 (Dummy) (Defaulted)*	RU RUB	44,641,381	6	0.00	
Russia 7.25% 05/2034 (Dummy) (Defaulted)*	RU RUB	22,958,424	5	0.00	
Russia 7.70% 03/2039 (Dummy) (Defaulted)*	RU RUB	19,132,020	2	0.00	
		10,476,739	0.15		
クロスエンド型アワード					
Alcentra European Floating Rate Income Fund*	GB GBP	401,381	20,198	0.00	
			20,198	0.00	
コミュニケーション・サービス					
Intelsat Emergence*	LU USD	20,877	814,418	0.01	
ESC GCB 5.50% 01/08/2023 (Defaulted)*	LU USD	1,892,240	19	0.00	
ESC 8.50% 15/10/2024 (Defaulted)*	LU USD	329,426	3	0.00	
Intelsat Jackson Hlds RTS 31/12/2049*	LU USD	2,186	0	0.00	
		814,440	0.01		
その他					
			6	0.00	
投資資産合計 (取得価額 USD 7,242,825,352)					
		6,885,076,763	96.65		
契約額等 未実現 (損 % Net Assets)					
	Ccy				
差金決済取引					
Solactive China Real Estate (GS)	USD	138,121,527	2,174,744	0.03	
First Horizon National (GS)	USD	275,846	3,199	0.00	
Financial Times-Se 100 Index (HSBC)	GBP	18,456,487	(114,671)	(0.00)	
Sandvik (UBS)	SEK	42,946,720	(186,980)	(0.00)	
The Euro Stoxx Bank Index (PLS)	EUR	25,734,142	(312,806)	(0.01)	
Cisco Systems (DPLS)	USD	6,417,277	(507,058)	(0.01)	
Tokyo Stock Exch TPK Bank (J) (HSBC)	JPY	8,860,550,885	(924,863)	(0.01)	
Solactive European Pure (C) (PLS)	EUR	44,079,905	(1,265,253)	(0.02)	
MSCI World Health Care (PLS)	USD	114,648,606	(1,471,889)	(0.02)	
Amex Energy Select Index (PLS)	USD	89,638,609	(1,919,636)	(0.03)	
S&P Homebuilders Select Index (PLS)	USD	(102,704,306)	(5,342,444)	(0.07)	
		(9,865,637)	(0.14)		
契約額等 未実現 (損 % Net Assets)					
	Ccy				
クレジット・デフォルト・スワップ					
Bought protection on iTraxx Europe S39 20/06/2028	EUR	30,744,167	1,545,537	0.02	
Sold protection on CDX NA HY S38 5 Year 20/06/2027	USD	24,691,865	779,236	0.01	
Bought protection on CDOX EM CDSI S39 5 Year 20/06/2028	USD	11,315,560	493,851	0.01	
Bought protection on Generali 4.125% 20/06/2028	EUR	7,594,972	330,842	0.00	
Bought protection on Banco Santander 3.125% 20/06/2028	EUR	7,594,972	329,456	0.00	
Bought protection on Citicombi CDSI S15 01/04/2028	USD	1,075,361	134,305	0.00	
Sold protection on Vertical H 6.625% 20/06/2026	EUR	849,312	30,369	0.00	
Sold protection on Air France 1.875% 20/12/2026	EUR	583,673	16,967	0.00	
Bought protection on Mexico 4.15% 20/06/2028	USD	1,557,822	10,788	0.00	
Bought protection on Avnet 4.875% 20/06/2026	USD	1,978,548	(7,522)	(0.00)	
Bought protection on Philippine 10.625% 20/06/2028	USD	3,183,871	(7,604)	(0.00)	
Bought protection on Wells Fargo 5.06% 20/12/2025	USD	1,775,871	(1,775,871)	(0.01)	
Bought protection on AIG International 6.25% 20/12/2025	USD	1,465,484	(11,478)	(0.00)	
Sold protection on Jaguar Land Rover 2.2% 20/12/2025	EUR	592,147	(13,030)	(0.00)	
Bought protection on Natves 4.067% 20/06/2028	EUR	3,957,096	(18,801)	(0.00)	
Bought protection on Dow Chemical 7.375% 20/06/2026	EUR	2,274,193	(27,171)	(0.00)	
Sold protection on Rolls-Royce 2.125% 20/06/2025	EUR	2,427,658	(35,219)	(0.00)	
Bought protection on Lloyds Banking Group 1% 20/06/2028	EUR	3,957,096	(36,991)	(0.00)	
Sold protection on Jaguar Land Rover 2.2% 20/06/2027	EUR	509,587	(44,924)	(0.00)	
Bought protection on HSBC Holdings 7% 20/06/2028	EUR	8,354,469	(55,799)	(0.00)	
Sold protection on United Growth 2% 20/12/2027	EUR	579,407	(93,129)	(0.00)	
Sold protection on Alltice 6.25% 20/12/2024	EUR	2,105,225	(167,153)	(0.00)	
Bought protection on CDX NA HY S40 5 Year 20/06/2028	USD	22,909,504	(319,927)	(0.00)	
		2,827,361	0.04		
契約額等 USD 未実現 (損 % Net Assets)					
外国為替先物取引					
Bought EUR Sold USD at 0.924760 16/05/2023		72,996,415	1,593,680	0.02	
Bought GBP Sold USD at 0.820289 09/06/2023		35,805,657	1,176,036	0.02	
Bought USD Sold IL\$ at 0.289282 16/05/2023		21,074,477	1,049,924	0.01	
Bought COP Sold USD at 0.5057406999 16/05/2023		12,571,764	940,224	0.01	
Bought PLN Sold USD at 4.495958 16/05/2023		13,507,525	918,236	0.01	
Bought HUF Sold USD at 372.796600 16/05/2023		9,102,585	895,444	0.01	
Bought BRL Sold USD at 5.378700 16/05/2023		10,417,496	739,209	0.01	
Bought MXN Sold USD at 18.888600 16/05/2023		14,789,738	660,387	0.01	
Bought HUF Sold USD at 371.740000 16/05/2023		5,864,442	558,645	0.01	
Bought PLN Sold USD at 4.494949 16/05/2023		6,748,996	550,442	0.01	
Bought MXN Sold USD at 19.283631 16/05/2023		7,199,779	488,715	0.01	
Bought USD Sold AUD at 0.700860 16/05/2023		7,886,258	461,587	0.01	
Bought EUR Sold KRW at 0.000779 16/05/2023		103,163,567	435,714	0.00	
Bought EUR Sold USD at 0.929148 16/05/2023		15,115,895	403,308	0.01	
Bought CLP Sold USD at 853.883000 16/05/2023		11,268,533	388,647	0.01	
Bought EUR Sold USD at 0.931490 16/05/2023		12,706,609	371,914	0.01	
Bought EUR Sold USD at 0.936394 16/05/2023		8,550,497	315,498	0.00	
Bought EUR Sold USD at 0.936389 09/06/2023		8,579,773	310,229	0.00	
Bought USD Sold KRW at 0.000797 16/05/2023		4,619,737	305,306	0.00	
Bought EUR Sold USD at 0.926177 16/05/2023		11,747,448	274,874	0.00	
Bought USD Sold ZAR at 0.054883 09/06/2023		35,227,018	274,222	0.00	
Bought EUR Sold USD at 0.934813 16/05/2023		8,272,667	272,514	0.00	
Bought EUR Sold USD at 0.925899 16/05/2023		12,784,010	268,217	0.00	
Bought USD Sold TRY at 0.047393 22/06/2023		5,842,760	255,526	0.00	
Bought EUR Sold USD at 0.926511 16/05/2023		10,693,435	254,156	0.00	
Bought USD Sold TWD at 0.032774 30/05/2023		50,225,404	240,864	0.00	
Bought CZK Sold USD at 22.216790 16/05/2023		5,596,195	239,859	0.00	
Bought USD Sold JPY at 0.007489 30/05/2023		16,355,012	226,244	0.00	
Bought IDR Sold USD at 1510.000005 16/05/2023		6,798,586	221,591	0.00	
Bought COP Sold USD at 0.5023279997 16/05/2023		3,213,421	217,123	0.00	
Bought USD Sold IL\$ at 0.287641 16/05/2023		4,978,720	214,767	0.00	
Bought USD Sold CNY at 0.145372 30/05/2023		50,641,229	203,535	0.00	
Bought EUR Sold USD at 0.926543 16/05/2023		8,508,762	202,532	0.00	
Bought EUR Sold USD at 0.924264 16/05/2023		9,491,446	202,024	0.00	
Bought SEK Sold USD at 10.49119 16/05/2023		7,945,523	197,251	0.00	
Bought EUR Sold USD at 0.941863 16/05/2023		4,799,924	195,508	0.00	
Bought USD Sold CLP at 0.001256 30/05/2023		13,244,123	193,712	0.00	
Bought USD Sold TRY at 0.047095 22/06/2023		5,213,591	193,688	0.00	
Bought USD Sold ZAR at 0.055031 30/05/2023		19,925,545	191,386	0.00	
Bought EUR Sold USD at 0.926447 16/05/2023		7,472,020	187,715	0.00	
Bought EUR Sold USD at 0.935301 16/05/2023		5,610,790	175,449	0.00	
Bought IDR Sold USD at 1511.000006 16/05/2023		5,788,727	173,091	0.00	
Bought BRL Sold USD at 5.314670 16/05/2023		2,945,398	171,450	0.00	
Bought USD Sold ZAR at 0.054712 09/06/2023		35,572,779	165,260	0.00	
Bought RON Sold USD at 4.582612 16/05/2023		6,171,083	162,031	0.00	
Bought USD Sold KRW at 0.000754 30/05/2023		21,308,327	160,331	0.00	
Bought BRL Sold USD at 5.278660 16/05/2023		3,133,180	159,915	0.00	
Bought PLN Sold USD at 4.456025 16/05/2023		2,041,424	146,889	0.00	
Bought EUR Sold USD at 0.914970 16/05/2023		11,837,033	130,388	0.00	
Bought MXN Sold USD at 18.850600 16/05/2023		2,965,927	130,201	0.00	
Bought PLN Sold USD at 4.199800 16/05/2023		11,514,716	118,788	0.00	
Bought EUR Sold USD at 0.926243 16/05/2023		4,955,643	116,270	0.00	
Bought IDR Sold USD at 1530.29999 16/05/2023		2,680,527	115,815	0.00	
Bought ZAR Sold USD at 18.469409 16/05/2023		13,814,652	112,315	0.00	
Bought BRL Sold USD at 5.287280 16/05/2023		2,127,075	112,215	0.00	
Bought PLN Sold USD at 4.445161 16/05/2023		1,536,245	106,525	0.00	
Bought PEN Sold USD at 3.880346 16/05/2023		2,483,163	106,281	0.00	
Bought EUR Sold USD at 0.938488 16/05/2023		2,761,385	102,176	0.00	
Bought MXN Sold USD at 19.211981 16/05/2023		1,549,922	99,058	0.00	
Bought USD Sold MYR at 0.225887 16/05/2023		17,981,768	98,070	0.00	
Bought MXN Sold USD at 19.027045 16/05/2023		1,825,952	97,999	0.00	
Bought USD Sold KRW at 0.000740 16/05/2023		6,055,362	95,413	0.00	
Bought EUR Sold USD at 0.915194 16/05/2023		8,405,561	94,671	0.00	
Bought USD Sold JPY at 0.000751 30/05/2023		5,435,784	92,281	0.00	
Bought GBP Sold USD at 0.799249 09/06/2023		13,760,412	87,420	0.00	
Bought EUR Sold USD at 0.920755 16/05/2023		10,225,948	86,261	0.00	
Bought USD Sold KRW at 0.000759 16/05/2023		5,955,385	84,981	0.00	
Bought MXN Sold USD at 18.284295 16/05/2023		6,720,444	84,264	0.00	
Bought CZK Sold USD at 22.195603 16/05/2023		2,009,297	83,934	0.00	
Bought EUR Sold USD at 0.930346 16/05/2023		3,125,935	83,639	0.00	
Bought USD Sold SGD at 0.757878 16/05/2023		7,920,902	78,662	0.00	
Bought EUR Sold USD at 0.934340 16/05/2023		2,359,044	76,477	0.00	
Bought INR Sold USD at 83.050000 16/05/202					

	契約額等 USD	未実現 (損) 益 (米ドル)	% Net Assets
Bought THB Sold USD at 34.455500 16/05/2023	6,246,159	66,060	0.00
Bought EUR Sold USD at 0.932841 16/05/2023	2,091,356	64,334	0.00
Bought EUR Sold USD at 0.932841 16/05/2023	2,010,990	60,689	0.00
Bought BRL Sold USD at 3.533510 16/05/2023	986,777	61,061	0.00
Bought GBP Sold USD at 0.884810 16/05/2023	7,778,262	60,050	0.00
Bought EUR Sold USD at 0.940428 16/05/2023	1,508,554	59,052	0.00
Bought GBP Sold USD at 0.884995 16/05/2023	6,682,339	52,994	0.00
Bought USD Sold HKD at 0.928861 16/05/2023	15,880,513	52,846	0.00
Bought USD Sold NZD at 0.634479 16/05/2023	2,006,935	52,268	0.00
Bought COP Sold USD at 49.49619996 16/05/2023	1,003,073	52,073	0.00
Bought RON Sold USD at 46.00370 16/05/2023	1,655,203	50,242	0.00
Bought USD Sold KRW at 0.000778 16/05/2023	1,200,146	48,966	0.00
Bought ZAR Sold USD at 18.599537 16/05/2023	3,212,512	48,830	0.00
Bought USD Sold MYR at 0.235361 16/05/2023	1,180,456	47,813	0.00
Bought USD Sold CNY at 0.145785 16/05/2023	5,693,709	45,656	0.00
Bought GBP Sold EUR at 0.881499 16/05/2023	4,132,436	44,559	0.00
Bought MXN Sold USD at 18.136900 16/05/2023	9,755,280	43,770	0.00
Bought ILS Sold USD at 3.655420 16/05/2023	5,728,210	41,621	0.00
Bought EUR Sold USD at 0.911134 16/05/2023	6,107,064	41,382	0.00
Bought USD Sold PHP at 0.018197 16/05/2023	5,163,769	41,347	0.00
Bought EUR Sold USD at 0.910076 16/05/2023	6,695,917	37,548	0.00
Bought GBP Sold USD at 0.885773 16/05/2023	4,047,721	35,689	0.00
Bought EUR Sold USD at 0.940927 16/05/2023	859,791	35,406	0.00
Bought USD Sold PHP at 0.018169 16/05/2023	5,336,487	34,422	0.00
Bought GBP Sold EUR at 0.885677 16/05/2023	3,858,817	33,601	0.00
Bought THB Sold USD at 34.980500 16/05/2023	1,250,918	32,484	0.00
Bought USD Sold CNY at 0.145614 16/05/2023	4,730,430	32,342	0.00
Bought HUF Sold USD at 341.283000 16/05/2023	5,702,161	31,884	0.00
Bought EUR Sold USD at 0.928428 16/05/2023	1,222,888	31,656	0.00
Bought USD Sold TWD at 0.032741 16/05/2023	6,074,937	31,350	0.00
Bought USD Sold MYR at 0.226014 30/05/2023	7,824,257	30,642	0.00
Bought USD Sold MYR at 0.228076 16/05/2023	1,966,581	29,892	0.00
Bought USD Sold CNY at 0.145370 16/05/2023	5,902,935	29,882	0.00
Bought USD Sold CNY at 0.145366 16/05/2023	3,756,269	27,417	0.00
Bought USD Sold ZAR at 0.056580 16/05/2023	724,631	26,506	0.00
Bought MXN Sold USD at 18.248889 16/05/2023	2,453,279	25,950	0.00
Bought EUR Sold USD at 0.915864 16/05/2023	2,152,042	25,831	0.00
Bought USD Sold ZAR at 0.054803 16/05/2023	5,752,527	25,095	0.00
Bought BRL Sold USD at 3.501660 16/05/2023	4,102,725	22,844	0.00
Bought THB Sold USD at 34.548300 16/05/2023	2,889,510	21,473	0.00
Bought USD Sold CNY at 0.145913 16/05/2023	2,252,876	20,253	0.00
Bought EUR Sold USD at 0.935959 09/06/2023	541,059	19,294	0.00
Bought EUR Sold USD at 0.925661 09/06/2023	666,732	18,221	0.00
Bought EUR Sold USD at 0.929214 16/05/2023	665,615	17,868	0.00
Bought IDR Sold USD at 14957.800031 16/05/2023	900,869	17,501	0.00
Bought GBP Sold EUR at 0.881025 16/05/2023	5,044,089	17,400	0.00
Bought EUR Sold USD at 0.922481 16/05/2023	816,660	17,292	0.00
Bought MYR Sold USD at 0.451200 30/05/2023	7,807,782	16,270	0.00
Bought SGD Sold USD at 1.335340 16/05/2023	7,904,344	16,388	0.00
Bought EUR Sold USD at 0.935993 16/05/2023	463,687	14,854	0.00
Bought GBP Sold EUR at 0.885153 16/05/2023	1,807,403	14,661	0.00
Bought USD Sold CNY at 0.146311 16/05/2023	1,829,803	14,341	0.00
Bought USD Sold TRY at 0.050265 16/05/2023	760,021	12,945	0.00
Bought EUR Sold USD at 0.924841 09/06/2023	535,688	12,258	0.00
Bought COP Sold USD at 48.23499996 16/05/2023	418,271	12,174	0.00
Bought GBP Sold EUR at 0.884311 16/05/2023	1,664,054	11,901	0.00
Bought EUR Sold USD at 0.921902 09/06/2023	565,136	11,375	0.00
Bought EUR Sold USD at 0.923750 16/05/2023	543,828	11,266	0.00
Bought GBP Sold EUR at 0.882897 16/05/2023	1,976,319	10,953	0.00
Bought USD Sold ILS at 0.276106 16/05/2023	5,467,684	10,951	0.00
Bought EUR Sold USD at 0.919422 09/06/2023	616,692	10,720	0.00
Bought EUR Sold USD at 0.941689 16/05/2023	259,932	10,537	0.00
Bought USD Sold MYR at 0.227055 16/05/2023	903,487	9,626	0.00
Bought USD Sold CNY at 0.146084 16/05/2023	863,021	8,703	0.00
Bought GBP Sold EUR at 0.882689 09/06/2023	1,627,215	8,631	0.00
Bought USD Sold CNY at 0.146139 16/05/2023	810,172	8,480	0.00
Bought USD Sold CNY at 0.145924 16/05/2023	934,778	8,395	0.00
Bought GBP Sold EUR at 0.880236 16/05/2023	3,330,179	8,352	0.00
Bought EUR Sold USD at 0.902810 16/05/2023	1,640,697	7,962	0.00
Bought USD Sold TWD at 0.032615 16/05/2023	6,074,997	7,822	0.00
Bought GBP Sold EUR at 0.889623 16/05/2023	540,106	7,746	0.00
Bought SGD Sold USD at 1.333148 30/05/2023	7,922,601	7,691	0.00
Bought EUR Sold USD at 0.919549 16/05/2023	580,504	7,022	0.00
Bought EUR Sold USD at 0.919744 16/05/2023	494,212	6,916	0.00
Bought USD Sold THB at 0.029425 16/05/2023	1,899,356	6,128	0.00
Bought USD Sold CLP at 0.001247 16/05/2023	1,065,087	5,874	0.00
Bought EUR Sold USD at 0.927094 16/05/2023	208,340	5,547	0.00
Bought CHF Sold USD at 0.920220 09/06/2023	231,476	5,268	0.00
Bought EUR Sold USD at 0.919494 16/05/2023	320,059	5,125	0.00
Bought EUR Sold USD at 0.940062 16/05/2023	129,107	5,002	0.00
Bought GBP Sold USD at 0.822188 09/06/2023	136,528	4,811	0.00
Bought EUR Sold USD at 0.937767 09/06/2023	126,897	4,782	0.00
Bought EUR Sold USD at 0.927613 09/06/2023	177,876	4,705	0.00
Bought EUR Sold USD at 0.938821 16/05/2023	125,481	4,689	0.00
Bought EUR Sold USD at 0.928544 09/06/2023	169,082	4,646	0.00
Bought EUR Sold USD at 0.934300 09/06/2023	122,017	4,330	0.00
Bought EUR Sold USD at 0.920220 09/06/2023	174,067	4,087	0.00
Bought SEK Sold USD at 10.572007 09/06/2023	113,980	3,884	0.00
Bought USD Sold MYR at 0.225718 16/05/2023	815,087	3,835	0.00
Bought GBP Sold EUR at 0.880099 16/05/2023	1,612,949	3,798	0.00
Bought EUR Sold USD at 0.946600 16/05/2023	1,403,990	3,691	0.00
Bought USD Sold JPY at 0.007517 09/06/2023	148,823	3,610	0.00
Bought MYR Sold USD at 0.468790 16/05/2023	856,679	3,396	0.00
Bought MXN Sold USD at 18.146361 30/05/2023	1,946,506	3,303	0.00
Bought ZAR Sold USD at 18.393474 09/06/2023	1,870,827	3,165	0.00
Bought USD Sold HKD at 0.127844 16/05/2023	1,045,886	2,906	0.00
Bought GBP Sold EUR at 0.878418 16/05/2023	6,127,084	2,698	0.00
Bought GBP Sold EUR at 0.879661 16/05/2023	1,192,324	2,485	0.00

	契約額等 USD	未実現 (損) 益 (米ドル)	% Net Assets
Bought USD Sold ZAR at 0.054697 16/05/2023	1,195,338	2,481	0.00
Bought SEK Sold USD at 10.673092 09/06/2023	53,405	2,348	0.00
Bought EUR Sold USD at 0.919109 09/06/2023	2,081,107	2,281	0.00
Bought CHF Sold USD at 0.900997 09/06/2023	124,307	1,957	0.00
Bought EUR Sold USD at 0.908699 09/06/2023	325,079	1,794	0.00
Bought EUR Sold USD at 0.910419 09/06/2023	204,549	1,785	0.00
Bought USD Sold ZAR at 0.054611 16/05/2023	1,319,914	1,575	0.00
Bought MYR Sold USD at 0.443300 16/05/2023	3,536,232	1,474	0.00
Bought USD Sold EUR at 1.106168 16/05/2023	1,287,068	1,394	0.00
Bought ZAR Sold USD at 18.346909 16/05/2023	936,532	1,352	0.00
Bought EUR Sold USD at 0.909768 09/06/2023	187,560	1,259	0.00
Bought GBP Sold USD at 0.881208 16/05/2023	322,254	1,166	0.00
Bought EUR Sold USD at 0.906816 09/06/2023	326,685	1,122	0.00
Bought GBP Sold USD at 0.807933 09/06/2023	57,327	1,121	0.00
Bought MYR Sold USD at 0.452900 16/05/2023	2,761,580	1,089	0.00
Bought USD Sold AUD at 0.669494 30/05/2023	99,377	1,040	0.00
Bought EUR Sold USD at 0.914733 09/06/2023	28,424	888	0.00
Bought USD Sold JPY at 0.007563 09/06/2023	35,676	800	0.00
Bought GBP Sold USD at 0.804070 09/06/2023	58,752	759	0.00
Bought ILS Sold USD at 3.634935 30/05/2023	352,413	722	0.00
Bought GBP Sold USD at 0.803785 09/06/2023	57,752	722	0.00
Bought EUR Sold USD at 0.906013 16/05/2023	558,068	624	0.00
Bought SEK Sold USD at 10.695829 09/06/2023	11,500	531	0.00
Bought CHF Sold USD at 0.909448 09/06/2023	19,792	500	0.00
Bought EUR Sold USD at 0.911961 09/06/2023	17,545	493	0.00
Bought EUR Sold USD at 0.906795 16/05/2023	246,535	489	0.00
Bought GBP Sold EUR at 0.878621 16/05/2023	70,120	473	0.00
Bought USD Sold THB at 0.029346 16/05/2023	5,702,161	453	0.00
Bought GBP Sold USD at 0.799991 09/06/2023	62,246	453	0.00
Bought USD Sold PHP at 0.018024 16/05/2023	1,639,749	438	0.00
Bought GBP Sold USD at 0.799762 09/06/2023	50,655	355	0.00
Bought SEK Sold USD at 10.552806 09/06/2023	9,950	320	0.00
Bought EUR Sold USD at 0.905414 09/06/2023	161,252	304	0.00
Bought EUR Sold USD at 0.909612 09/06/2023	8,795	274	0.00
Bought SEK Sold USD at 10.542997 09/06/2023	6,165	193	0.00
Bought SEK Sold USD at 10.415965 09/06/2023	7,873	148	0.00
Bought SEK Sold USD at 10.385047 09/06/2023	9,244	146	0.00
Bought THB Sold USD at 0.935633 16/05/2023	6,339,239	129	0.00
Bought SEK Sold USD at 10.446247 09/06/2023	4,491	102	0.00
Bought USD Sold JPY at 0.007750 16/05/2023	153	8	0.00
Bought JPY Sold USD at 135.281338 09/06/2023	9,721	4	0.00
Bought IDR Sold USD at 15110.457253 16/05/2023	57	3	0.00
Bought USD Sold MXN at 0.052050 16/05/2023	18,221	0	0.00
Bought EUR Sold CHF at 0.101710 16/05/2023	8,508	0	0.00
Bought JPY Sold USD at 134.809202 09/06/2023	4,503	(13)	0.00
Bought USD Sold EUR at 1.106211 09/06/2023	134,999	(41)	0.00
Bought JPY Sold USD at 134.224660 09/06/2023	7,266	(46)	0.00
Bought JPY Sold USD at 134.277380 09/06/2023	15,398	(90)	0.00
Bought USD Sold AUD at 0.661882 30/05/2023	111,302	(106)	0.00
Bought AUD Sold USD at 1.506313 30/05/2023	55,110	(109)	0.00
Bought USD Sold SEK at 0.099527 09/06/2023	5,184	(121)	0.00
Bought USD Sold CHF at 1.095344 09/06/2023	10,475	(145)	0.00
Bought USD Sold EUR at 0.093873 09/06/2023	4,597	(185)	0.00
Bought USD Sold CHF at 1.095653 09/06/2023	6,764	(190)	0.00
Bought USD Sold CHF at 1.102356 09/06/2023	10,146	(225)	0.00
Bought USD Sold CHF at 1.095344 09/06/2023	10,146	(289)	0.00
Bought USD Sold CHF at 1.089605 09/06/2023	13,528	(453)	0.00
Bought USD Sold GBP at 1.245524 09/06/2023	49,947	(539)	0.00
Bought ZAR Sold USD at 18.316599 30/05/2023	345,807	(554)	0.00
Bought JPY Sold USD at 134.608978 09/06/2023	149,076	(658)	0.00
Bought USD Sold ZAR at 0.054568 16/05/2023	2,346,990	(667)	0.00
Bought USD Sold GBP at 1.242479 09/06/2023	76,514	(1,011)	0.00
Bought USD Sold GBP at 1.242068 09/06/2023	75,451	(1,022)	0.00
Bought USD Sold EUR at 1.098425 09/06/2023	140,531	(1,031)	0.00
Bought USD Sold EUR at 1.096162 09/06/2023	113,974	(1,070)	0.00
Bought ILS Sold USD at 3.624093 16/05/2023	934,778	(1,140)	0.00
Bought USD Sold EUR at 1.094080 09/06/2023	111,761	(1,259)	0.00
Bought USD Sold EUR at 1.092112 16/05/2023	312,050	(1,326)	0.00
Bought USD Sold EUR at 1.099663 16/05/2023	329,998	(1,581)	0.00
Bought USD Sold GBP at 1.229470 09/06/2023	68,013	(1,602)	0.00
Bought USD Sold SEK at 0.093794 09/06/2023	42,842	(1,760)	0.00
Bought USD Sold EUR at 1.219605 09/06/2023	57,386	(1,801)	0.00
Bought USD Sold GBP at 1.206144 09/06/2023	60,571	(1,833)	0.00
Bought USD Sold EUR at 1.099732 09/06/2023	310,062	(1,909)	0.00
Bought USD Sold GBP at 1.209347 09/06/2023	49,947	(1,974)	0.00
Bought USD Sold EUR at 1.099559 09/06/2023	314,259	(1,985)	0.00
Bought USD Sold CHF at 1.098457 16/05/2023	10,475	(2,023)	0.00
Bought USD Sold EUR at 1.106556 09/06/2023	126,263	(2,329)	0.00
Bought USD Sold GBP at 1.215530 09/06/2023	68,013	(2,355)	0.00
Bought USD Sold TRY at 0.049426 16/05/2023	770,643	(2,522)	0.00
Bought USD Sold ILS at 0.273464 30/05/2023	353,135	(2,828)	0.00
Bought USD Sold GBP at 1.188386 09/06/2023	88,024	(2,854)	0.00
Bought USD Sold GBP at 1.186844 09/06/2023	56,523	(5,233)	0.00
Bought EUR Sold GBP at 1.136935 16/05/2023	1,881,271	(3,264)	0.00
Bought USD Sold EUR at 0.099565 09/06/2023	171,857		

	契約額等 USD (米ドル)	未実現 (損 益) (米ドル)	% Net Assets		契約額等 USD (米ドル)	未実現 (損 益) (米ドル)	% Net Assets
Bought USD Sold EUR at 1.068127 16/05/2023	201,008	(6,702)	(0.00)	Bought MYR Sold USD at 4.400000 16/05/2023	6,475,029	(74,399)	(0.00)
Bought USD Sold EUR at 1.081452 09/06/2023	304,300	(6,901)	(0.00)	Bought USD Sold PLN at 0.228713 16/05/2023	1,591,069	(77,980)	(0.00)
Bought USD Sold EUR at 1.000493 16/05/2023	347,000	(7,032)	(0.00)	Bought USD Sold CLP at 0.007274 16/05/2023	5,172,999	(77,991)	(0.00)
Bought USD Sold ILS at 0.275247 16/05/2023	6,315,480	(7,038)	(0.00)	Bought USD Sold CZK at 0.044684 16/05/2023	1,650,008	(79,293)	(0.00)
Bought USD Sold EUR at 1.090843 16/05/2023	1,162,808	(7,290)	(0.00)	Bought USD Sold EUR at 1.064293 16/05/2023	2,164,628	(79,689)	(0.00)
Bought THB Sold USD at 33.888000 16/05/2023	1,215,379	(7,376)	(0.00)	Bought EUR Sold GBP at 1.121206 16/05/2023	5,229,362	(81,297)	(0.00)
Bought CLP Sold USD at 800.850000 16/05/2023	1,143,131	(7,418)	(0.00)	Bought USD Sold CZK at 0.045110 16/05/2023	2,085,717	(81,342)	(0.00)
Bought USD Sold EUR at 1.091461 16/05/2023	360,268	(7,461)	(0.00)	Bought USD Sold PLN at 0.231811 16/05/2023	2,806,137	(82,043)	(0.00)
Bought USD Sold CNY at 1.043929 16/05/2023	1,888,372	(9,091)	(0.00)	Bought USD Sold THB at 0.028676 16/05/2023	3,898,558	(86,898)	(0.00)
Bought USD Sold CHF at 1.089034 09/06/2023	272,819	(9,273)	(0.00)	Bought USD Sold EUR at 1.071649 16/05/2023	2,941,136	(88,694)	(0.00)
Bought USD Sold MYR at 1.024391 16/05/2023	7,802,872	(9,377)	(0.00)	Bought USD Sold BRL at 0.188800 16/05/2023	1,726,545	(89,409)	(0.00)
Bought ZAR Sold USD at 18.266391 16/05/2023	3,209,131	(9,472)	(0.00)	Bought USD Sold COP at 0.029430 16/05/2023	7,053,495	(90,429)	(0.00)
Bought USD Sold EUR at 1.070829 16/05/2023	328,864	(10,161)	(0.00)	Bought CLP Sold USD at 798.740000 16/05/2023	10,927,423	(99,517)	(0.00)
Bought CNY Sold USD at 6.841730 16/05/2023	1,054,512	(11,083)	(0.00)	Bought CNY Sold USD at 6.850390 16/05/2023	11,205,284	(103,358)	(0.00)
Bought USD Sold EUR at 1.071674 09/06/2023	368,899	(11,626)	(0.00)	Bought USD Sold MXN at 0.053050 16/05/2023	2,504,336	(105,271)	(0.00)
Bought USD Sold EUR at 1.063531 16/05/2023	318,255	(11,781)	(0.00)	Bought USD Sold EUR at 1.062758 16/05/2023	2,765,216	(105,640)	(0.00)
Bought USD Sold EUR at 1.071724 09/06/2023	461,430	(12,007)	(0.00)	Bought USD Sold EUR at 1.065622 16/05/2023	5,016,784	(107,429)	(0.00)
Bought USD Sold IDR at 0.000067 16/05/2023	827,238	(12,227)	(0.00)	Bought USD Sold MXN at 0.054659 16/05/2023	8,922,724	(115,793)	(0.00)
Bought USD Sold CLP at 0.001238 16/05/2023	5,334,291	(12,866)	(0.00)	Bought TWD Sold USD at 30.365000 16/05/2023	11,189,210	(122,085)	(0.00)
Bought TRY Sold USD at 20.81068 30/05/2023	977,113	(13,070)	(0.00)	Bought USD Sold EUR at 1.072171 09/06/2023	3,939,282	(122,376)	(0.00)
Bought USD Sold SGD at 0.749551 30/05/2023	7,930,292	(13,537)	(0.00)	Bought USD Sold COP at 0.000199 16/05/2023	2,098,679	(123,137)	(0.00)
Bought USD Sold RON at 0.219990 16/05/2023	826,487	(14,635)	(0.00)	Bought TRY Sold USD at 19.651795 16/05/2023	5,200,903	(149,457)	(0.00)
Bought TWD Sold USD at 30.286500 16/05/2023	1,101,645	(14,837)	(0.00)	Bought USD Sold EUR at 1.070650 16/05/2023	4,828,150	(149,963)	(0.00)
Bought EUR Sold GBP at 1.127823 16/05/2023	1,526,780	(14,865)	(0.00)	Bought USD Sold BRL at 0.189199 16/05/2023	3,056,278	(152,140)	(0.00)
Bought USD Sold PLN at 0.237912 16/05/2023	1,371,532	(15,115)	(0.00)	Bought USD Sold EUR at 1.065229 09/06/2023	5,931,811	(153,971)	(0.00)
Bought MYR Sold USD at 4.399530 16/05/2023	1,307,349	(15,160)	(0.00)	Bought KRW Sold USD at 3318.770000 16/05/2023	11,256,686	(154,244)	(0.00)
Bought USD Sold BRL at 0.196090 16/05/2023	1,002,506	(15,213)	(0.00)	Bought ILS Sold USD at 3.552826 16/05/2023	5,897,500	(156,369)	(0.00)
Bought USD Sold EUR at 1.065530 16/05/2023	435,978	(15,562)	(0.00)	Bought USD Sold EUR at 1.090143 16/05/2023	12,315,650	(165,263)	(0.00)
Bought EUR Sold GBP at 1.126935 16/05/2023	1,309,792	(15,677)	(0.00)	Bought USD Sold EUR at 1.065745 16/05/2023	4,868,469	(172,829)	(0.00)
Bought ZAR Sold USD at 17.963330 16/05/2023	801,319	(16,067)	(0.00)	Bought USD Sold EUR at 1.070284 16/05/2023	7,952,789	(177,333)	(0.00)
Bought USD Sold THB at 0.029183 16/05/2023	3,289,385	(16,520)	(0.00)	Bought EUR Sold GBP at 1.128861 30/05/2023	22,476,172	(186,112)	(0.00)
Bought THB Sold USD at 33.995000 16/05/2023	5,721,487	(16,766)	(0.00)	Bought THB Sold USD at 33.187300 16/05/2023	7,473,490	(198,945)	(0.00)
Bought USD Sold EUR at 1.078460 16/05/2023	697,713	(16,787)	(0.00)	Bought USD Sold BRL at 0.189792 16/05/2023	4,486,706	(209,995)	(0.00)
Bought COP Sold USD at 465.420000 16/05/2023	1,321,350	(17,419)	(0.00)	Bought USD Sold PLN at 0.231648 16/05/2023	21,076,975	(210,388)	(0.00)
Bought EUR Sold GBP at 1.135164 16/05/2023	5,414,852	(17,888)	(0.00)	Bought JPY Sold USD at 135.915290 16/05/2023	16,309,814	(213,877)	(0.00)
Bought USD Sold EUR at 1.064754 09/06/2023	473,602	(17,887)	(0.00)	Bought USD Sold PLN at 0.223724 16/05/2023	3,249,311	(227,540)	(0.00)
Bought EUR Sold GBP at 1.131932 16/05/2023	3,003,530	(18,405)	(0.00)	Bought JPY Sold USD at 130.163860 16/05/2023	5,587,760	(227,754)	(0.00)
Bought CNY Sold USD at 6.883550 16/05/2023	2,766,963	(18,429)	(0.00)	Bought USD Sold EUR at 1.065733 16/05/2023	5,351,758	(233,118)	(0.00)
Bought USD Sold EUR at 1.069695 09/06/2023	703,243	(18,806)	(0.00)	Bought USD Sold ZAR at 0.035487 16/05/2023	240,289	(240,289)	(0.00)
Bought USD Sold EUR at 1.086424 16/05/2023	1,171,556	(19,664)	(0.00)	Bought USD Sold HUF at 0.002734 16/05/2023	3,376,314	(243,678)	(0.00)
Bought USD Sold CZK at 0.046256 16/05/2023	1,351,492	(19,697)	(0.00)	Bought KRW Sold USD at 3254.204470 16/05/2023	9,356,077	(243,999)	(0.00)
Bought USD Sold INR at 0.012168 16/05/2023	5,364,841	(20,420)	(0.00)	Bought USD Sold SEK at 0.094756 16/05/2023	8,140,774	(244,130)	(0.00)
Bought CNY Sold USD at 6.840200 16/05/2023	3,021,086	(20,572)	(0.00)	Bought USD Sold IDR at 0.000062 16/05/2023	5,477,615	(247,710)	(0.00)
Bought USD Sold EUR at 1.071160 16/05/2023	705,521	(21,439)	(0.00)	Bought USD Sold COP at 0.000206 16/05/2023	8,175,190	(249,732)	(0.00)
Bought USD Sold EUR at 1.096954 16/05/2023	3,063,130	(22,166)	(0.00)	Bought USD Sold EUR at 1.099852 30/05/2023	38,001,314	(254,313)	(0.00)
Bought TRY Sold USD at 19.196399 16/05/2023	1,424,139	(22,263)	(0.00)	Bought USD Sold PLN at 0.221149 16/05/2023	3,278,510	(264,562)	(0.00)
Bought USD Sold COP at 0.000199 16/05/2023	1,295,124	(22,625)	(0.00)	Bought USD Sold MXN at 0.054659 16/05/2023	26,645,721	(266,451)	(0.00)
Bought USD Sold EUR at 1.064788 09/06/2023	594,908	(24,050)	(0.00)	Bought USD Sold MXN at 0.052713 16/05/2023	5,933,276	(285,449)	(0.00)
Bought USD Sold EUR at 1.081511 09/06/2023	996,999	(22,557)	(0.00)	Bought CNY Sold USD at 6.750450 16/05/2023	12,581,872	(298,339)	(0.00)
Bought CNY Sold USD at 6.844200 16/05/2023	3,149,092	(22,864)	(0.00)	Bought USD Sold HUF at 0.002676 16/05/2023	3,309,670	(303,383)	(0.00)
Bought USD Sold EUR at 1.097176 16/05/2023	2,087,630	(24,692)	(0.00)	Bought USD Sold CHF at 1.125424 30/05/2023	13,530,927	(318,024)	(0.00)
Bought THB Sold USD at 33.995000 16/05/2023	493,792	(24,722)	(0.00)	Bought USD Sold THB at 0.029189 30/05/2023	5,183,140	(322,043)	(0.00)
Bought KRW Sold USD at 1297.450003 16/05/2023	848,556	(25,158)	(0.00)	Bought USD Sold MXN at 0.054808 16/05/2023	7,903,412	(332,531)	(0.00)
Bought USD Sold EUR at 1.080190 16/05/2023	1,132,611	(25,401)	(0.00)	Bought USD Sold MXN at 0.052051 16/05/2023	5,645,336	(339,139)	(0.00)
Bought USD Sold EUR at 1.065544 16/05/2023	718,227	(25,627)	(0.00)	Bought KRW Sold USD at 1297.220000 16/05/2023	11,777,580	(351,202)	(0.00)
Bought USD Sold CNY at 6.840200 16/05/2023	6,320,366	(25,700)	(0.00)	Bought USD Sold IDR at 0.000062 16/05/2023	3,801,925	(381,754)	(0.01)
Bought CNY Sold USD at 6.870100 16/05/2023	4,108,173	(26,323)	(0.00)	Bought USD Sold GBP at 1.121276 16/05/2023	10,850,958	(394,119)	(0.01)
Bought USD Sold TRY at 0.045159 22/06/2023	5,028,678	(27,505)	(0.00)	Bought USD Sold EUR at 1.073648 16/05/2023	13,945,746	(395,318)	(0.01)
Bought ZAR Sold USD at 17.673983 16/05/2023	849,311	(29,970)	(0.00)	Bought USD Sold CZK at 0.046539 30/05/2023	50,717,647	(396,576)	(0.01)
Bought USD Sold MYR at 0.272364 16/05/2023	8,646,740	(30,692)	(0.00)	Bought USD Sold PLN at 0.223035 16/05/2023	6,030,363	(437,384)	(0.01)
Bought USD Sold ILS at 0.273910 16/05/2023	5,267,514	(31,426)	(0.00)	Bought ILS Sold USD at 3.522400 16/05/2023	11,681,415	(460,849)	(0.01)
Bought USD Sold THB at 0.029174 16/05/2023	6,170,606	(32,834)	(0.00)	Bought EUR Sold GBP at 1.121505 16/05/2023	32,092,613	(490,483)	(0.01)
Bought USD Sold BRL at 0.191935 16/05/2023	912,350	(32,880)	(0.00)	Bought EUR Sold GBP at 1.121806 16/05/2023	32,849,658	(493,363)	(0.01)
Bought USD Sold BRL at 0.196275 16/05/2023	2,317,002	(33,005)	(0.00)	Bought USD Sold EUR at 1.080139 16/05/2023	24,104,892	(541,701)	(0.01)
Bought USD Sold GBP at 1.187644 16/05/2023	591,921	(33,603)	(0.00)	Bought USD Sold CZK at 0.045054 16/05/2023	14,948,861	(568,332)	(0.01)
Bought TRY Sold USD at 19.734330 16/05/2023	1,376,337	(33,937)	(0.00)	Bought USD Sold CZK at 0.045229 16/05/2023	19,884,754	(724,821)	(0.01)
Bought USD Sold EUR at 1.079536 16/05/2023	1,496,522	(34,497)	(0.00)	Bought MYR Sold USD at 4.274500 16/05/2023	22,776,098	(1,012,998)	(0.02)
Bought USD Sold EUR at 1.064302 16/05/2023	919,801	(34,917)	(0.00)	Bought USD Sold BRL at 0.190045 16/05/2023	24,447,125	(1,122,191)	(0.02)
Bought CNY Sold USD at 6.840200 16/05/2023	5,336,181	(36,516)	(0.00)	Bought USD Sold EUR at 1.064649 16/05/2023	56,119,003	(1,160,585)	(0.02)
Bought CLP Sold USD at 801.360000 16/05/2023	6,271,371	(36,730)	(0.00)	Bought USD Sold CZK at 0.044072 16/05/2023	25,161,613	(1,337,465)	(0.02)
Bought USD Sold EUR at 1.063365 09/06/2023	943,884	(36,836)	(0.00)	Bought USD Sold EUR at 1.064822 09/06/2023	65,204,831	(2,258,328)	(0.03)
Bought USD Sold EUR at 1.079281 16/05/2023	1,584,946	(36,849)	(0.00)	Bought USD Sold EUR at 1.081362 16/05/2023	162,554,858	(3,475,204)	(0.05)
Bought CNY Sold USD at 6.883550 16/05/2023	4,599,857	(37,290)	(0.00)	Bought USD Sold EUR at 1.099752 30/05/2023	58,628,879	(4,681,589)	(0.07)
Bought USD Sold GBP at 1.126935 16/05/2023	942,611	(38,121)	(0.00)	Bought USD Sold GBP at 1.124027 16/05/2023	39,921,972	(5,716,810)	(0.08)
Bought MYR Sold USD at 4.387000 16/05/2023	2,793,702	(40,259)	(0.00)	Bought JPY Sold USD at 133.131650 30/05/2023	358,228,819	(6,003,120)	(0.08)
Bought USD Sold EUR at 1.080025 16/05/2023	1,834,532	(41,416)	(0.00)	Bought USD Sold GBP at 1.198899 09/06/2023	341,680,588	(16,342,527)	(0.23)
Bought EUR Sold GBP at 1.132051 16/05/2023	6,929,191	(41,705)	(0.00)				
Bought USD Sold CZK at 0.046256 16/05/2023	864,504	(42,620)	(0.00)				
Bought USD Sold RON at 0.218031 16/05/2023	1,664,399	(43,962)	(0.00)				
Bought USD Sold ZAR at 0.053579 16/05/2023	2,561,697	(47,155)	(0.00)				
Bought USD Sold EUR at 1.067791 16/05/2023	1,433,938	(48,248)	(0.00)				
Bought USD Sold BRL at 0.186489 16/05/2023	918,572	(49,003)	(0.00)				
Bought USD Sold MXN at 0.053738 16/05/2023	1,720,848	(50,964)	(0.00)				
Bought USD Sold PEN at 0.257878 16/05/2023	1,270,299	(51,539)	(0.00)				
Bought USD Sold MXN at 0.052970 16/05/2023	1,191,672	(51,799)	(0.00)				
Bought USD Sold EUR at 1.068232 16/05/2023	936,825	(52,386)	(0.00)				
Bought ZAR Sold USD at 18.10484 16/05/2023	6,190,517	(54,138)	(0.00)				
Bought USD Sold COP at 0.000207 16/05/2023	1,927,737	(54,539)	(0.00)				
Bought USD Sold ILS at 0.272650 16/05/2023	5,621,811	(59,240)	(0.00)				
Bought ILS Sold USD at 3.616700 16/05/2023	17,502,229	(59,568)	(0.00)				
Bought USD Sold ZAR at 0.053579 16/05/2023	3,353,633	(59,816)	(0.00)				
Bought USD Sold PLN at 0.224675 16/05/2023	907,297	(59,922)	(0.00)				
Bought ZAR Sold USD at 18.128300 16/05/2023	5,924,531	(62,143)	(0.00)				
Bought MYR Sold USD at 4.335500 16/05/2023	2,398,839	(62,324)	(0.00)				
Bought USD Sold EUR at 1.082140 16/05/2023	3,119,358	(64,458)	(0.00)				
Bought USD Sold CZK at 0.046256 16/05/2023	1,226,183	(65,474)	(0.00)				
Bought USD Sold COP at 0.000203 16/05/2023	1,501,659	(67,383)	(0.00)				
Bought EUR Sold GBP at 1.122265 16/05/2023	4,815,954	(70,361)	(0.00)				
Bought MYR Sold USD at 4.400000 16/05/2023	6,475,029	(74,399)	(0.00)				
Bought USD Sold PLN at 0.2							

	契約額等 USD	未実現 (損益) (米ドル)	% Net Assets
Bought USD Sold ZAR at 0.054847 23/05/2023	608,218	3,360	0.00
Bought USD Sold THB at 0.027424 23/05/2023	1,339,515	2,250	0.00
Bought USD Sold COP at 0.145157 23/05/2023	402,135	2,541	0.00
Bought USD Sold DKK at 0.148834 23/05/2023	665,185	3,200	0.00
Bought ZAR Sold USD at 18.393658 23/05/2023	633,066	2,087	0.00
Bought ILS Sold USD at 3.635575 23/05/2023	649,526	1,306	0.00
Bought USD Sold CNY at 0.145157 23/05/2023	377,761	1,732	0.00
Bought USD Sold EUR at 0.110261 23/05/2023	1,816,267	790	0.00
Bought SGD Sold USD at 1.334570 23/05/2023	418,412	779	0.00
Bought USD Sold NOK at 0.097088 23/05/2023	17,642	572	0.00
Bought SEK Sold USD at 10.293956 23/05/2023	67,399	402	0.00
Bought USD Sold PHP at 0.018061 23/05/2023	511,126	301	0.00
Bought TWD Sold USD at 30.685800 23/05/2023	333,554	55	0.00
Bought NOK Sold USD at 0.1269801 23/05/2023	1,665	(1)	(0.00)
Bought HKD Sold USD at 7.839655 23/05/2023	509,742	(141)	(0.00)
Bought HKD Sold USD at 7.837734 23/05/2023	652,344	(540)	(0.00)
Bought USD Sold ILS at 0.270504 23/05/2023	450,832	(1,320)	(0.00)
Bought TWD Sold USD at 30.527000 23/05/2023	290,313	(1,436)	(0.00)
Bought CLP Sold USD at 796.96400 23/05/2023	122,044	(1,507)	(0.00)
Bought USD Sold SEK at 0.097527 23/05/2023	763,255	(1,538)	(0.00)
Bought TRY Sold USD at 20.656600 23/05/2023	330,216	(2,234)	(0.00)
Bought CNY Sold USD at 6.865000 23/05/2023	490,468	(3,228)	(0.00)
Bought USD Sold THB at 0.029183 23/05/2023	654,358	(3,783)	(0.00)
Bought USD Sold HUF at 0.002922 23/05/2023	441,161	(3,799)	(0.00)
Bought TRY Sold USD at 20.656600 23/05/2023	321,600	(4,668)	(0.00)
Bought USD Sold HUF at 0.002920 23/05/2023	2,050,724	(13,120)	(0.00)
Bought USD Sold EUR at 1.102251 23/05/2023	4,741,749	(13,754)	(0.00)
Bought CZK Sold USD at 21.135500 23/05/2023	2,626,538	(21,697)	(0.00)
Bought USD Sold EUR at 0.109251 23/05/2023	4,302,109	(28,044)	(0.00)
Bought CHF Sold USD at 0.227894 23/05/2023	3,748,082	(33,315)	(0.00)
Bought USD Sold GBP at 1.252008 23/05/2023	6,928,991	(36,687)	(0.00)
Bought USD Sold MXN at 0.054921 23/05/2023	5,784,791	(38,526)	(0.00)
Bought USD Sold IDR at 0.000068 23/05/2023	9,307,762	(49,300)	(0.00)
Bought USD Sold PLN at 0.674400 23/05/2023	4,721,990	(67,440)	(0.00)
Bought EUR Sold USD at 0.902784 23/05/2023	811,893,671	(1,632,750)	(0.02)
	612,857	0.01	

A-ACC Shares (HUF) (hedged)

Bought HUF Sold USD at 342.379000 23/05/2023	27,323,645	171,470	0.00
Bought USD Sold JPY at 0.007430 23/05/2023	1,860,775	53,485	0.00
Bought USD Sold AUD at 0.678610 23/05/2023	258,764	6,369	0.00
Bought USD Sold BRL at 0.200743 23/05/2023	501,295	4,899	0.00
Bought USD Sold KRW at 0.000769 23/05/2023	161,577	4,458	0.00
Bought USD Sold COP at 0.000223 23/05/2023	81,030	4,248	0.00
Bought USD Sold MXR at 0.227894 23/05/2023	248,566	3,315	0.00
Bought USD Sold EUR at 1.107560 23/05/2023	1,558,142	2,964	0.00
Bought USD Sold TWD at 0.032952 23/05/2023	137,460	1,501	0.00
Bought USD Sold CNY at 0.146356 23/05/2023	112,771	1,291	0.00
Bought USD Sold ZAR at 0.055115 23/05/2023	123,575	1,289	0.00
Bought USD Sold SGD at 0.754976 23/05/2023	159,133	921	0.00
Bought HUF Sold USD at 347.424161 23/05/2023	36,903	779	0.00
Bought USD Sold CLP at 0.001249 23/05/2023	41,740	323	0.00
Bought GBP Sold USD at 0.803840 23/05/2023	24,383	287	0.00
Bought TRY Sold USD at 20.656600 23/05/2023	23,644	231	0.00
Bought USD Sold HKD at 0.127671 23/05/2023	172,103	202	0.00
Bought USD Sold ZAR at 0.054847 23/05/2023	19,560	108	0.00
Bought USD Sold THB at 0.029424 23/05/2023	43,404	105	0.00
Bought PLN Sold USD at 0.213995 23/05/2023	17,580	98	0.00
Bought USD Sold CNY at 0.145319 23/05/2023	17,944	76	0.00
Bought USD Sold CHF at 1.129690 23/05/2023	18,339	75	0.00
Bought USD Sold DKK at 0.148834 23/05/2023	21,494	72	0.00
Bought ZAR Sold USD at 18.393659 23/05/2023	20,991	69	0.00
Bought ILS Sold USD at 3.635575 23/05/2023	21,015	42	0.00
Bought USD Sold CNY at 0.145157 23/05/2023	12,662	39	0.00
Bought SGD Sold USD at 1.334570 23/05/2023	13,038	23	0.00
Bought USD Sold NOK at 0.097089 23/05/2023	574	19	0.00
Bought USD Sold TRY at 0.048615 23/05/2023	2,010	16	0.00
Bought SEK Sold USD at 10.293949 23/05/2023	2,098	13	0.00
Bought USD Sold PHP at 0.018061 23/05/2023	16,561	10	0.00
Bought NOK Sold USD at 10.628875 23/05/2023	56	0	0.00
Bought HKD Sold USD at 7.835611 23/05/2023	8,383	(5)	(0.00)
Bought HKD Sold USD at 7.839145 23/05/2023	19,135	(7)	(0.00)
Bought USD Sold HUF at 0.002938 23/05/2023	44,038	(18)	(0.00)
Bought USD Sold ILS at 0.270504 23/05/2023	21,057	(43)	(0.00)
Bought USD Sold SEK at 0.097527 23/05/2023	24,734	(50)	(0.00)
Bought TWD Sold USD at 30.526988 23/05/2023	10,139	(52)	(0.00)
Bought CLP Sold USD at 796.96400 23/05/2023	4,172	(52)	(0.00)
Bought KRW Sold USD at 1327.440440 23/05/2023	11,562	(78)	(0.00)
Bought CNY Sold USD at 6.865002 23/05/2023	15,470	(102)	(0.00)
Bought USD Sold THB at 0.029183 23/05/2023	21,137	(122)	(0.00)
Bought TRY Sold USD at 20.656687 23/05/2023	16,899	(158)	(0.00)
Bought CZK Sold USD at 21.135501 23/05/2023	85,108	(703)	(0.00)
Bought CHF Sold USD at 0.884340 23/05/2023	218,694	(1,098)	(0.00)
Bought USD Sold GBP at 1.252008 23/05/2023	224,547	(1,189)	(0.00)
Bought USD Sold MXN at 0.054921 23/05/2023	187,442	(1,248)	(0.00)
Bought USD Sold HUF at 0.002929 23/05/2023	145,080	(1,478)	(0.00)
Bought USD Sold IDR at 0.000068 23/05/2023	301,595	(1,597)	(0.00)
Bought USD Sold PLN at 0.673030 23/05/2023	153,197	(2,185)	(0.00)
	248,612	0.00	

A-ACC Shares (JPY) (hedged)

Bought USD Sold AUD at 0.678610 23/05/2023	64,178	1,580	0.00
Bought USD Sold BRL at 0.200743 23/05/2023	124,330	1,215	0.00
Bought USD Sold KRW at 0.000769 23/05/2023	40,071	1,105	0.00
Bought USD Sold COP at 0.000223 23/05/2023	20,095	1,053	0.00
Bought USD Sold MXR at 0.227894 23/05/2023	61,644	822	0.00
Bought USD Sold EUR at 1.107560 23/05/2023	386,357	735	0.00

	契約額等 USD	未実現 (損益) (米ドル)	% Net Assets
Bought USD Sold JPY at 0.007473 23/05/2023	29,297	379	0.00
Bought USD Sold TWD at 0.032952 23/05/2023	34,089	372	0.00
Bought USD Sold ZAR at 0.055115 23/05/2023	30,644	320	0.00
Bought USD Sold CNY at 0.146356 23/05/2023	27,972	320	0.00
Bought USD Sold SGD at 0.754976 23/05/2023	39,483	229	0.00
Bought TRY Sold USD at 20.851392 23/05/2023	9,956	97	0.00
Bought USD Sold CLP at 0.001249 23/05/2023	10,352	80	0.00
Bought USD Sold NOK at 0.097088 23/05/2023	6,545	67	0.00
Bought USD Sold HKD at 0.127671 23/05/2023	42,681	50	0.00
Bought USD Sold ZAR at 0.054847 23/05/2023	4,789	26	0.00
Bought USD Sold THB at 0.029424 23/05/2023	10,764	26	0.00
Bought USD Sold PHP at 0.018061 23/05/2023	5,238	22	0.00
Bought USD Sold DKK at 0.148834 23/05/2023	5,525	18	0.00
Bought ZAR Sold USD at 18.393664 23/05/2023	4,567	15	0.00
Bought USD Sold CNY at 0.145157 23/05/2023	3,024	9	0.00
Bought SGD Sold USD at 1.334540 23/05/2023	4,197	7	0.00
Bought USD Sold NOK at 0.097087 23/05/2023	141	5	0.00
Bought NOK Sold USD at 10.626993 23/05/2023	9	0	0.00
Bought HKD Sold USD at 7.839654 23/05/2023	4,031	(1)	(0.00)
Bought TWD Sold USD at 30.653547 23/05/2023	2,779	(2)	(0.00)
Bought USD Sold NOK at 0.097088 23/05/2023	5,848	(3)	(0.00)
Bought TWD Sold USD at 30.526992 23/05/2023	1,992	(10)	(0.00)
Bought CLP Sold USD at 796.957258 23/05/2023	3,783	(11)	(0.00)
Bought KRW Sold USD at 1327.442274 23/05/2023	2,252	(15)	(0.00)
Bought CNY Sold USD at 6.865000 23/05/2023	3,991	(26)	(0.00)
Bought USD Sold THB at 0.029183 23/05/2023	5,213	(30)	(0.00)
Bought USD Sold HUF at 0.002922 23/05/2023	5,090	(30)	(0.00)
Bought USD Sold HUF at 0.002920 23/05/2023	16,479	(105)	(0.00)
Bought CZK Sold USD at 21.135499 23/05/2023	21,107	(174)	(0.00)
Bought CHF Sold USD at 0.884340 23/05/2023	210,278	(1,072)	(0.00)
Bought USD Sold GBP at 1.252008 23/05/2023	55,633	(295)	(0.00)
Bought USD Sold MXN at 0.054921 23/05/2023	46,487	(310)	(0.00)
Bought USD Sold IDR at 0.000068 23/05/2023	74,795	(396)	(0.00)
Bought USD Sold PLN at 0.674400 23/05/2023	37,993	(543)	(0.00)
Bought JPY Sold USD at 133.250199 23/05/2023	60,882	(1,032)	(0.00)
Bought JPY Sold USD at 131.760340 23/05/2023	6,438,078	(179,880)	(0.00)
		(174,574)	(0.00)

A-ACC Shares (PLN) (PLN/USD hedged)

Bought PLN Sold USD at 4.718880 23/05/2023	14,928,370	216,019	0.00
		216,019	0.00

A-ACC Shares (SEK/USD) (hedged)

Bought SEK Sold USD at 10.253549 23/05/2023	83,581	169	0.00
		169	0.00

A-ACC Shares (USD) (hedged)

Bought USD Sold JPY at 0.007090 23/05/2023	2,742,869	78,839	0.00
Bought USD Sold AUD at 0.678610 23/05/2023	9,387	424	0.00
Bought USD Sold BRL at 0.200743 23/05/2023	738,941	7,221	0.00
Bought USD Sold KRW at 0.000769 23/05/2023	238,172	6,571	0.00
Bought USD Sold COP at 0.000223 23/05/2023	119,443	6,261	0.00
Bought USD Sold MXR at 0.227894 23/05/2023	366,402	4,383	0.00
Bought USD Sold EUR at 1.107560 23/05/2023	2,296,698	4,588	0.00
Bought USD Sold TWD at 0.032952 23/05/2023	202,622	2,215	0.00
Bought USD Sold CNY at 0.146356 23/05/2023	166,241	1,904	0.00
Bought USD Sold ZAR at 0.055115 23/05/2023	182,136	1,900	0.00
Bought USD Sold PHP at 0.017976 23/05/2023	234,497	1,358	0.00
Bought USD Sold CLP at 0.001249 23/05/2023	61,527	476	0.00
Bought GBP Sold USD at 0.803840 23/05/2023	32,967	388	0.00
Bought TRY Sold USD at 20.851403 23/05/2023	35,350	346	0.00
Bought USD Sold HKD at 0.127671 23/05/2023	253,691	297	0.00
Bought USD Sold ZAR at 0.054847 23/05/2023	30,617	169	0.00
Bought USD Sold THB at 0.029424 23/05/2023	63,980	155	0.00
Bought USD Sold CNY at 0.145319 23/05/2023	28,956	122	0.00
Bought USD Sold DKK at 0.148834 23/05/2023	31,670	103	0.00
Bought ZAR Sold USD at 18.393659 23/05/2023	31,185	103	0.00
Bought ILS Sold USD at 3.635575 23/05/2023	31,247	63	0.00
Bought USD Sold CNY at 0.145157 23/05/2023	17,625	55	0.00
Bought SGD Sold USD at 1.334570 23/05/2023	20,681	37	0.00
Bought USD Sold NOK at 0.097088 23/05/2023	846	27	0.00
Bought SEK Sold USD at 10.293949 23/05/2023	3,322	20	0.00
Bought USD Sold PHP at 0.018061 23/05/2023	24,413	14	0.00
Bought NOK Sold USD at 10.629817 23/05/2023	75	0	0.00
Bought KRW Sold USD at 1332.439735 23/05/2023	774	(7)	(0.00)
Bought THB Sold USD at 34.043795 23/05/2023	9,047	(7)	(0.00)
Bought HKD Sold USD at 7.839655 23/05/2023	24,236	(7)	(0.00)
Bought TWD Sold USD at 30.653505 23/05/2023	18,096	(15)	(0.00)
Bought HKD Sold USD at 7.837733 23/05/2023	30,596	(16)	(0.00)
Bought TWD Sold USD at 30.526988 23/05/2023	12,068	(60)	(0.00)
Bought USD Sold ILS at 0.270504 23/05/2023	31,310	(64)	(0.00)
Bought CLP Sold USD at 796.959359 23/05/2023	5,294	(65)	(0.00)
Bought USD Sold SEK at 0.097527 23/05/2023	36,641	(73)	(0.00)
Bought KRW Sold USD at 1327.439735 23/05/2023	276,297	(1,348)	(0.00)
Bought CNY Sold USD at 6.865001 23/05/2023	21,413	(141)	(0.00)
Bought USD Sold THB at 0.029183 23/05/2023	31,962	(185)	(0.00)
Bought USD Sold HUF at 0.002922 23/05/2023	31,580	(187)	(0.00)
Bought TRY Sold USD at 20.456687 23/05/2023	24,911	(233)	(0.00)
Bought USD Sold HUF at 0.002921 23/05/2023	97,948	(627)	(0.00)
Bought CZK Sold USD at 21.135500 23/05/2023	125,452	(1,036)	(0.00)
Bought CHF Sold USD at 0.884340 23/05/2023	322,274	(1,618)	(0.00)
Bought USD Sold GBP at 1.252008 23/05/2023	330,905	(1,752)	(0.00)
Bought USD Sold MXN at 0.054921 23/05/2023	276,297	(1,840)	(0.00)
Bought USD Sold IDR at 0.000068 23/05/2023	444,565	(2,355)	(0.00)

	契約額等 USD	未実現 (損) 益 (米ドル)	% Net Assets
Bought USD Sold PLN at 0.237050 23/05/2023	225,816	(3,221)	(0.00)
		113,687	0.00
A-HMDIST (G) Shares (AUD) (hedged)			
Bought USD Sold JPY at 0.007590 23/05/2023	4,891,377	140,594	0.00
Bought USD Sold BRL at 0.200743 23/05/2023	1,317,748	12,878	0.00
Bought USD Sold KRW at 0.000769 23/05/2023	424,753	11,717	0.00
Bought USD Sold COP at 0.000223 23/05/2023	215,003	11,165	0.00
Bought USD Sold MYR at 0.227894 23/05/2023	653,935	8,708	0.00
Bought USD Sold EUR at 1.107540 23/05/2023	4,095,720	7,790	0.00
Bought USD Sold TWD at 0.032952 23/05/2023	361,538	3,946	0.00
Bought USD Sold AUD at 0.670212 23/05/2023	316,915	3,781	0.00
Bought USD Sold CNY at 0.146365 23/05/2023	296,449	3,394	0.00
Bought USD Sold ZAR at 0.055115 23/05/2023	324,837	3,389	0.00
Bought USD Sold SGD at 0.754976 23/05/2023	418,250	2,422	0.00
Bought USD Sold AUD at 0.669076 23/05/2023	221,079	2,258	0.00
Bought USD Sold CLP at 0.001249 23/05/2023	109,722	848	0.00
Bought GBP Sold USD at 0.863540 23/05/2023	66,058	778	0.00
Bought TRY Sold USD at 0.2031401 23/05/2023	61,746	680	0.00
Bought USD Sold HKD at 0.127671 23/05/2023	452,408	530	0.00
Bought USD Sold THB at 0.029424 23/05/2023	114,093	277	0.00
Bought USD Sold ZAR at 0.054847 23/05/2023	50,002	276	0.00
Bought USD Sold CNY at 0.146339 23/05/2023	52,269	221	0.00
Bought USD Sold CHF at 1.129690 23/05/2023	52,543	214	0.00
Bought USD Sold DKK at 0.148834 23/05/2023	56,487	189	0.00
Bought ZAR Sold USD at 0.1839569 23/05/2023	55,916	184	0.00
Bought ILS Sold USD at 0.365575 23/05/2023	55,067	111	0.00
Bought USD Sold CNY at 0.145157 23/05/2023	32,371	100	0.00
Bought SGD Sold USD at 1.334570 23/05/2023	43,385	77	0.00
Bought USD Sold NOK at 0.097088 23/05/2023	1,505	49	0.00
Bought SEK Sold USD at 10.29361 23/05/2023	5,946	41	0.00
Bought USD Sold PHP at 0.018064 23/05/2023	45,536	46	0.00
Bought NOK Sold USD at 10.630005 23/05/2023	141	0	0.00
Bought NOK Sold USD at 10.600113 23/05/2023	1,368	(4)	(0.00)
Bought THB Sold USD at 0.043805 23/05/2023	16,861	(12)	(0.00)
Bought HKD Sold USD at 0.839656 23/05/2023	45,346	(18)	(0.00)
Bought USD Sold CZK at 0.046864 23/05/2023	14,532	(18)	(0.00)
Bought TWD Sold USD at 30.653504 23/05/2023	34,968	(29)	(0.00)
Bought HKD Sold USD at 1.837753 23/05/2023	57,810	(30)	(0.00)
Bought AUD Sold USD at 1.568092 23/05/2023	82,903	(48)	(0.00)
Bought USD Sold ILS at 0.275054 23/05/2023	55,178	(112)	(0.00)
Bought TWD Sold USD at 30.526995 23/05/2023	23,494	(116)	(0.00)
Bought CLP Sold USD at 796.96030 23/05/2023	10,028	(124)	(0.00)
Bought USD Sold SEK at 0.097527 23/05/2023	65,016	(131)	(0.00)
Bought KRW Sold USD at 1327.440199 23/05/2023	26,648	(180)	(0.00)
Bought CNY Sold USD at 8.650040 23/05/2023	41,733	(275)	(0.00)
Bought USD Sold HUF at 0.002922 23/05/2023	53,514	(317)	(0.00)
Bought USD Sold THB at 0.029183 23/05/2023	54,924	(318)	(0.00)
Bought TRY Sold USD at 20.466626 23/05/2023	44,426	(615)	(0.00)
Bought USD Sold AUD at 0.659887 23/05/2023	178,757	(654)	(0.00)
Bought USD Sold HUF at 0.002920 23/05/2023	174,672	(1,118)	(0.00)
Bought CZK Sold USD at 21.135500 23/05/2023	223,718	(1,848)	(0.00)
Bought AUD Sold USD at 1.499597 23/05/2023	286,810	(1,951)	(0.00)
Bought CHF Sold USD at 0.984540 23/05/2023	574,719	(2,886)	(0.00)
Bought USD Sold GBP at 1.252008 23/05/2023	590,191	(3,125)	(0.00)
Bought USD Sold MXN at 0.054921 23/05/2023	492,727	(3,282)	(0.00)
Bought USD Sold IDR at 0.000068 23/05/2023	792,796	(4,199)	(0.00)
Bought USD Sold PLN at 0.237050 23/05/2023	402,722	(5,744)	(0.00)
Bought AUD Sold USD at 1.473783 23/05/2023	72,364,187	(17,229,454)	(0.02)
		(1,539,856)	(0.02)
A-HMDIST (G) Shares (PLN) (PLN/USD hedged)			
Bought PLN Sold USD at 4.218880 23/05/2023	54,741,851	792,135	0.01
		792,135	0.01
A-MCDIST (G) Shares (SGD) (SGD/USD hedged)			
Bought SGD Sold USD at 1.324490 23/05/2023	504,449,260	(2,925,491)	(0.04)
		(2,925,491)	(0.04)
A-MINCOME (G) Shares (AUD) (hedged)			
Bought USD Sold JPY at 0.007590 23/05/2023	1,401,941	40,296	0.00
Bought USD Sold BRL at 0.200743 23/05/2023	377,681	3,691	0.00
Bought USD Sold KRW at 0.000769 23/05/2023	121,735	3,200	0.00
Bought USD Sold COP at 0.000223 23/05/2023	61,050	3,000	0.00
Bought USD Sold MYR at 0.227894 23/05/2023	187,272	2,496	0.00
Bought USD Sold AUD at 0.670609 23/05/2023	178,956	2,242	0.00
Bought USD Sold EUR at 1.107540 23/05/2023	1,175,885	2,235	0.00
Bought USD Sold CNY at 0.032952 23/05/2023	103,564	1,131	0.00
Bought USD Sold CNY at 0.146365 23/05/2023	84,973	973	0.00
Bought USD Sold ZAR at 0.055115 23/05/2023	93,104	971	0.00
Bought USD Sold SGD at 0.754976 23/05/2023	119,875	694	0.00
Bought USD Sold AUD at 0.669076 23/05/2023	60,005	615	0.00
Bought USD Sold CLP at 0.001249 23/05/2023	31,448	243	0.00
Bought GBP Sold USD at 0.803840 23/05/2023	20,278	239	0.00
Bought TRY Sold USD at 0.2031401 23/05/2023	17,759	174	0.00
Bought USD Sold HKD at 0.127671 23/05/2023	129,644	152	0.00
Bought USD Sold ZAR at 0.054847 23/05/2023	14,558	80	0.00
Bought USD Sold THB at 0.029424 23/05/2023	32,702	79	0.00
Bought USD Sold CNY at 0.145319 23/05/2023	14,977	63	0.00
Bought ZAR Sold USD at 0.1839569 23/05/2023	17,414	57	0.00
Bought USD Sold DKK at 0.148834 23/05/2023	16,184	56	0.00
Bought USD Sold CNY at 0.145157 23/05/2023	9,203	29	0.00
Bought ILS Sold USD at 0.365575 23/05/2023	14,606	29	0.00
Bought USD Sold CHF at 1.127781 23/05/2023	13,614	26	0.00
Bought SGD Sold USD at 1.334570 23/05/2023	13,787	24	0.00
Bought USD Sold AUD at 0.662694 23/05/2023	31,791	18	0.00

	契約額等 USD	未実現 (損) 益 (米ドル)	% Net Assets
Bought USD Sold NOK at 0.097087 23/05/2023	433	14	0.00
Bought SEK Sold USD at 10.293944 23/05/2023	2,205	13	0.00
Bought CNY Sold USD at 6.92119 23/05/2023	5,333	9	0.00
Bought USD Sold PHP at 0.018061 23/05/2023	12,478	7	0.00
Bought ILS Sold USD at 0.3656153 23/05/2023	1,210	3	0.00
Bought NOK Sold USD at 10.629252 23/05/2023	47	0	0.00
Bought NOK Sold USD at 10.600067 23/05/2023	387	(1)	(0.00)
Bought THB Sold USD at 0.043805 23/05/2023	5,516	(4)	(0.00)
Bought KRW Sold USD at 1335.909475 23/05/2023	11,192	(4)	(0.00)
Bought HKD Sold USD at 0.783954 23/05/2023	13,534	(4)	(0.00)
Bought USD Sold CZK at 0.046864 23/05/2023	4,730	(6)	(0.00)
Bought TWD Sold USD at 30.653505 23/05/2023	10,420	(9)	(0.00)
Bought HKD Sold USD at 0.783733 23/05/2023	17,301	(9)	(0.00)
Bought AUD Sold USD at 1.499598 23/05/2023	2,067	(14)	(0.00)
Bought USD Sold ILS at 0.275054 23/05/2023	15,848	(32)	(0.00)
Bought TWD Sold USD at 30.526990 23/05/2023	7,446	(37)	(0.00)
Bought USD Sold SEK at 0.009727 23/05/2023	18,636	(38)	(0.00)
Bought CLP Sold USD at 796.958722 23/05/2023	3,087	(38)	(0.00)
Bought CNY Sold USD at 0.865001 23/05/2023	12,615	(83)	(0.00)
Bought USD Sold THB at 0.029183 23/05/2023	15,844	(92)	(0.00)
Bought USD Sold HUF at 0.002922 23/05/2023	15,476	(92)	(0.00)
Bought TRY Sold USD at 20.456691 23/05/2023	12,734	(119)	(0.00)
Bought USD Sold AUD at 0.659887 23/05/2023	59,343	(217)	(0.00)
Bought USD Sold HUF at 0.002920 23/05/2023	50,064	(320)	(0.00)
Bought USD Sold PLN at 0.237050 23/05/2023	64,120	(350)	(0.00)
Bought CHF Sold USD at 0.884340 23/05/2023	164,756	(827)	(0.00)
Bought USD Sold GBP at 1.252008 23/05/2023	169,166	(896)	(0.00)
Bought USD Sold MXN at 0.054921 23/05/2023	141,220	(941)	(0.00)
Bought USD Sold IDR at 0.000068 23/05/2023	227,227	(1,204)	(0.00)
Bought USD Sold PLN at 0.237050 23/05/2023	115,421	(1,646)	(0.01)
Bought AUD Sold USD at 1.473600 23/05/2023	20,743,208	(498,254)	(0.01)
		(442,206)	(0.01)
A-MINCOME (G) Shares (JPY) (hedged)			
Bought USD Sold AUD at 0.678610 23/05/2023	77,755	1,914	0.00
Bought USD Sold BRL at 0.200743 23/05/2023	150,651	1,472	0.00
Bought USD Sold KRW at 0.000769 23/05/2023	48,556	1,340	0.00
Bought USD Sold COP at 0.000223 23/05/2023	24,481	1,276	0.00
Bought USD Sold MYR at 0.227894 23/05/2023	74,358	995	0.00
Bought USD Sold JPY at 0.007453 23/05/2023	97,238	97	0.00
Bought USD Sold EUR at 1.107540 23/05/2023	468,272	891	0.00
Bought USD Sold TWD at 0.032952 23/05/2023	41,309	451	0.00
Bought USD Sold JPY at 0.007473 23/05/2023	35,344	392	0.00
Bought USD Sold MYR at 0.146365 23/05/2023	53,891	388	0.00
Bought USD Sold ZAR at 0.055115 23/05/2023	37,135	37	0.00
Bought USD Sold SGD at 0.754976 23/05/2023	47,815	277	0.00
Bought TRY Sold USD at 20.851397 23/05/2023	11,937	117	0.00
Bought GBP Sold USD at 0.803840 23/05/2023	8,335	98	0.00
Bought USD Sold CLP at 0.001249 23/05/2023	12,544	97	0.00
Bought USD Sold JPY at 0.007519 23/05/2023	4,672	89	0.00
Bought GBP Sold USD at 0.807193 23/05/2023	4,460	71	0.00
Bought USD Sold HKD at 0.127671 23/05/2023	51,723	61	0.00
Bought USD Sold THB at 0.029424 23/05/2023	13,044	32	0.00
Bought USD Sold ZAR at 0.054847 23/05/2023	11,540	30	0.00
Bought USD Sold CNY at 0.145319 23/05/2023	5,803	24	0.00
Bought USD Sold DKK at 0.148834 23/05/2023	6,233	22	0.00
Bought ZAR Sold USD at 0.1839569 23/05/2023	5,942	20	0.00
Bought USD Sold CNY at 0.145157 23/05/2023	5,618	11	0.00
Bought USD Sold CHF at 1.127286 23/05/2023	5,513	11	0.00
Bought SGD Sold USD at 1.334570 23/05/2023	4,721	8	0.00
Bought USD Sold NOK at 0.097089 23/05/2023	169	5	0.00
Bought SEK Sold USD at 10.293904 23/05/2023	758	5	0.00
Bought USD Sold PHP at 0.018061 23/05/2023	4,977	3	0.00
Bought NOK Sold USD at 10.593220 23/05/2023	9	0	0.00
Bought NOK Sold USD at 10.599825 23/05/2023	160	(1)	(0.00)
Bought HKD Sold USD at 0.783959 23/05/2023	4,738	(1)	(0.00)
Bought TWD Sold USD at 30.653523 23/05/2023	3,181	(3)	(0.00)
Bought HKD Sold USD at 0.783734 23/05/2023	6,954	(4)	(0.00)
Bought USD Sold SEK at 0.097527 23/05/2023	7,137	(15)	(0.00)
Bought CLP Sold USD at 796.882769 23/05/2023	1,466	(15)	(0.00)
Bought TWD Sold USD at 30.497292 23/05/2023	3,436	(20)	(0.00)
Bought KRW Sold USD at 1327.458276 23/05/2023	3,807	(20)	(0.00)
Bought CNY Sold USD at 0.865002 23/05/2023	5,157	(34)	(0.00)
Bought USD Sold THB at 0.029183 23/05/2023	6,108	(35)	(0.00)
Bought USD Sold HUF at 0.002922 23/05/2023	5,889	(35)	(0.00)
Bought USD Sold GBP at 1.254381 23/05/2023	3,902	(46)	(0.00)
Bought USD Sold HUF at 0.002920 23/05/2023	19,969	(128)	(0.00)
Bought CZK Sold USD at 21.135499 23/05/2023	25,578	(211)	(0.00)
Bought JPY Sold USD at 135.250209 23/05/2023	15,752	(267)	(0.00)
Bought TWD Sold USD at 30.497292 23/05/2023	3,436	(20)	(0.00)
Bought USD Sold GBP at 1.252008 23/05/2023	67,465	(357)	(0.00)
Bought USD Sold MXN at 0.054921 23/05/2023	56,329	(375)	(0.00)
Bought USD Sold IDR at 0.000068 23/05/2023	90,634	(480)	(0.00)
Bought USD Sold PLN at 0.237050 23/05/2023	46,048	(65)	(0.00)
Bought JPY Sold USD at 131.740340 23/05/2023	7,813,830	(218,319)	(0.00)
		(209,881)	(0.00)
A-MINCOME (G) Shares (SGD) (SGD/USD hedged)			
Bought SGD Sold USD at 1.324358 23/05/2023	397,569,236	(2,345,195)	(0.03)</

	契約額等 USD	未実現 (損) 益 (米ドル)	% Net Assets
Bought USD Solid COP at 0.002023 23/05/2023	2,560,483	134,217	0.00
Bought USD Solid MYR at 0.227894 23/05/2023	7,854,568	104,779	0.00
Bought USD Solid THB at 0.029424 23/05/2023	4,345,607	47,455	0.00
Bought USD Solid CNY at 0.146365 23/05/2023	3,563,568	40,604	0.00
Bought USD Solid ZAR at 0.055115 23/05/2023	3,904,813	40,737	0.00
Bought USD Solid SGD at 0.754976 23/05/2023	5,027,638	29,153	0.00
Bought GBP Solid USD at 0.803840 23/05/2023	796,054	9,370	0.00
Bought TRY Solid USD at 0.20851401 23/05/2023	748,305	7,320	0.00
Bought USD Solid CLP at 0.001246 23/05/2023	1,518,959	7,050	0.00
Bought USD Solid HKD at 0.127671 23/05/2023	5,438,328	6,369	0.00
Bought USD Solid ZAR at 0.054847 23/05/2023	622,716	3,440	0.00
Bought USD Solid THB at 0.029424 23/05/2023	1,371,515	3,228	0.00
Bought USD Solid CNY at 0.145319 23/05/2023	618,613	2,611	0.00
Bought USD Solid DKK at 0.148834 23/05/2023	679,027	2,274	0.00
Bought ZAR Solid USD at 0.1839656 23/05/2023	648,055	2,136	0.00
Bought ILS Solid USD at 3.655575 23/05/2023	665,039	1,358	0.00
Bought USD Solid CNY at 0.145319 23/05/2023	385,184	1,195	0.00
Bought USD Solid EUR at 1.105939 23/05/2023	1,801,674	784	0.00
Bought SGD Solid USD at 1.334570 23/05/2023	428,752	758	0.00
Bought USD Solid NOK at 0.097088 23/05/2023	18,065	586	0.00
Bought USD Solid HKD at 0.127671 23/05/2023	69,010	412	0.00
Bought USD Solid PHP at 0.018061 23/05/2023	523,537	309	0.00
Bought TWD Solid USD at 30.688300 23/05/2023	342,047	56	0.00
Bought NOK Solid USD at 10.629801 23/05/2023	1,703	(1)	(0.00)
Bought HKD Solid USD at 7.837524 23/05/2023	51,043	(144)	(0.00)
Bought HKD Solid USD at 7.837524 23/05/2023	668,688	(549)	(0.00)
Bought USD Solid ILS at 2.720504 23/05/2023	666,377	(1,352)	(0.00)
Bought TWD Solid USD at 30.527000 23/05/2023	296,996	(1,469)	(0.00)
Bought CLP Solid USD at 796.959786 23/05/2023	124,885	(1,542)	(0.00)
Bought USD Solid SEK at 0.097527 23/05/2023	781,490	(1,576)	(0.00)
Bought KRW Solid USD at 1327.440015 23/05/2023	337,807	(2,275)	(0.00)
Bought CNY Solid USD at 6.865000 23/05/2023	502,607	(3,306)	(0.00)
Bought USD Solid THB at 0.029183 23/05/2023	669,973	(5,874)	(0.00)
Bought USD Solid HKD at 0.127671 23/05/2023	656,435	(5,895)	(0.00)
Bought TRY Solid USD at 20.456690 23/05/2023	534,060	(9,984)	(0.00)
Bought USD Solid HUF at 0.002920 23/05/2023	2,099,714	(13,435)	(0.00)
Bought USD Solid EUR at 1.102251 23/05/2023	5,005,732	(14,519)	(0.00)
Bought CZK Solid USD at 21.135500 23/05/2023	2,689,286	(22,215)	(0.00)
Bought USD Solid EUR at 1.098251 23/05/2023	6,363,527	(26,438)	(0.00)
Bought CHF Solid USD at 0.884340 23/05/2023	6,909,332	(34,688)	(0.00)
Bought USD Solid GBP at 1.252008 23/05/2023	7,094,506	(37,565)	(0.00)
Bought USD Solid MXN at 0.054921 23/05/2023	5,922,987	(39,447)	(0.00)
Bought USD Solid IDR at 0.020626 23/05/2023	9,330,119	(50,478)	(0.00)
Bought USD Solid PLN at 0.237030 23/05/2023	4,840,933	(69,051)	(0.00)
Bought EUR Solid USD at 0.902481 23/05/2023	831,567,775	(1,950,182)	(0.03)
		548,901	0.00

D-ACC Shares (EUR) (hedged)

Bought USD Solid JPY at 0.007590 23/05/2023	1,262,617	36,292	0.00
Bought USD Solid AUD at 0.678610 23/05/2023	175,578	4,321	0.00
Bought USD Solid BRL at 0.200743 23/05/2023	340,147	3,324	0.00
Bought USD Solid KRW at 0.000769 23/05/2023	109,637	3,025	0.00
Bought USD Solid COP at 0.002023 23/05/2023	54,983	2,882	0.00
Bought USD Solid MYR at 0.227894 23/05/2023	1,684,680	1,248	0.00
Bought USD Solid THB at 0.029252 23/05/2023	93,273	1,019	0.00
Bought USD Solid CNY at 0.146365 23/05/2023	76,522	876	0.00
Bought USD Solid ZAR at 0.055115 23/05/2023	85,848	875	0.00
Bought USD Solid SGD at 0.754976 23/05/2023	107,940	625	0.00
Bought GBP Solid USD at 0.803840 23/05/2023	17,292	204	0.00
Bought TRY Solid USD at 20.851398 23/05/2023	16,042	157	0.00
Bought USD Solid CLP at 0.001246 23/05/2023	28,233	151	0.00
Bought USD Solid HKD at 0.127671 23/05/2023	116,784	137	0.00
Bought USD Solid ZAR at 0.054847 23/05/2023	15,276	75	0.00
Bought USD Solid THB at 0.029424 23/05/2023	29,452	71	0.00
Bought USD Solid CNY at 0.145319 23/05/2023	13,313	56	0.00
Bought USD Solid DKK at 0.148834 23/05/2023	14,582	49	0.00
Bought ZAR Solid USD at 0.1839656 23/05/2023	14,141	47	0.00
Bought USD Solid CHF at 1.128450 23/05/2023	15,726	41	0.00
Bought USD Solid EUR at 1.105939 23/05/2023	92,858	40	0.00
Bought ILS Solid USD at 3.655575 23/05/2023	14,276	29	0.00
Bought USD Solid CNY at 0.145319 23/05/2023	6,292	26	0.00
Bought SGD Solid USD at 1.334571 23/05/2023	9,591	17	0.00
Bought USD Solid NOK at 0.097088 23/05/2023	586	13	0.00
Bought SEK Solid USD at 10.293927 23/05/2023	1,545	9	0.00
Bought USD Solid PHP at 0.018061 23/05/2023	11,238	7	0.00
Bought KRW Solid USD at 1336.719851 23/05/2023	12,361	5	0.00
Bought NOK Solid USD at 10.629817 23/05/2023	88	0	0.00
Bought HKD Solid USD at 7.839657 23/05/2023	11,582	(3)	(0.00)
Bought HKD Solid USD at 7.837524 23/05/2023	14,528	(7)	(0.00)
Bought USD Solid ILS at 0.275054 23/05/2023	14,300	(29)	(0.00)
Bought CLP Solid USD at 796.959786 23/05/2023	2,705	(33)	(0.00)
Bought USD Solid SEK at 0.097527 23/05/2023	16,779	(34)	(0.00)
Bought TWD Solid USD at 30.575309 23/05/2023	10,672	(56)	(0.00)
Bought CNY Solid USD at 6.865001 23/05/2023	10,925	(72)	(0.00)
Bought USD Solid THB at 0.029183 23/05/2023	14,342	(83)	(0.00)
Bought USD Solid HUF at 0.002920 23/05/2023	14,036	(85)	(0.00)
Bought TRY Solid USD at 20.456692 23/05/2023	11,468	(107)	(0.00)
Bought USD Solid HUF at 0.002920 23/05/2023	45,088	(208)	(0.00)
Bought USD Solid EUR at 1.102251 23/05/2023	10,818	(292)	(0.00)
Bought CZK Solid USD at 21.135498 23/05/2023	57,746	(477)	(0.00)
Bought USD Solid EUR at 1.098251 23/05/2023	93,522	(610)	(0.00)
Bought CHF Solid USD at 0.884340 23/05/2023	148,359	(745)	(0.00)
Bought USD Solid GBP at 1.252009 23/05/2023	152,299	(806)	(0.00)
Bought USD Solid MXN at 0.054921 23/05/2023	127,187	(847)	(0.00)
Bought USD Solid IDR at 0.020626 23/05/2023	204,645	(1,084)	(0.00)
Bought USD Solid PLN at 0.237030 23/05/2023	103,951	(1,483)	(0.00)

	契約額等 USD	未実現 (損) 益 (米ドル)	% Net Assets
Bought EUR Solid USD at 0.902886 23/05/2023	17,848,662	(33,884)	(0.00)

D-QINCOME (G) Shares (EUR) (hedged)

Bought USD Solid JPY at 0.007590 23/05/2023	6,748,520	193,974	0.00
Bought USD Solid AUD at 0.678610 23/05/2023	195,493	23,098	0.00
Bought USD Solid BRL at 0.200743 23/05/2023	1,818,669	17,767	0.00
Bought USD Solid KRW at 0.000769 23/05/2023	585,995	16,166	0.00
Bought USD Solid COP at 0.002223 23/05/2023	293,875	15,405	0.00
Bought USD Solid MYR at 0.227894 23/05/2023	901,477	12,014	0.00
Bought USD Solid THB at 0.029252 23/05/2023	498,531	5,444	0.00
Bought USD Solid CNY at 0.146365 23/05/2023	409,003	4,683	0.00
Bought USD Solid ZAR at 0.055115 23/05/2023	448,170	4,676	0.00
Bought USD Solid SGD at 0.754976 23/05/2023	577,009	3,341	0.00
Bought GBP Solid USD at 0.803840 23/05/2023	92,556	1,089	0.00
Bought TRY Solid USD at 20.851401 23/05/2023	85,788	839	0.00
Bought USD Solid CLP at 0.001246 23/05/2023	151,381	808	0.00
Bought USD Solid HKD at 0.127671 23/05/2023	624,179	751	0.00
Bought USD Solid ZAR at 0.054847 23/05/2023	71,128	393	0.00
Bought USD Solid THB at 0.029424 23/05/2023	157,414	382	0.00
Bought USD Solid CNY at 0.145319 23/05/2023	69,431	293	0.00
Bought USD Solid DKK at 0.148834 23/05/2023	77,936	261	0.00
Bought ZAR Solid USD at 0.1839658 23/05/2023	76,978	254	0.00
Bought USD Solid CHF at 1.128450 23/05/2023	75,495	224	0.00
Bought ILS Solid USD at 3.655575 23/05/2023	76,274	153	0.00
Bought USD Solid CNY at 0.145319 23/05/2023	45,803	156	0.00
Bought USD Solid EUR at 1.105939 23/05/2023	214,238	95	0.00
Bought SGD Solid USD at 1.334570 23/05/2023	52,526	95	0.00
Bought USD Solid NOK at 0.097088 23/05/2023	2,069	67	0.00
Bought SEK Solid USD at 10.293952 23/05/2023	8,442	50	0.00
Bought USD Solid PHP at 0.018061 23/05/2023	60,065	35	0.00
Bought KRW Solid USD at 1336.719851 23/05/2023	67,508	14	0.00
Bought NOK Solid USD at 10.629682 23/05/2023	198	0	0.00
Bought NOK Solid USD at 10.600161 23/05/2023	1,877	(6)	(0.00)
Bought THB Solid USD at 0.029183 23/05/2023	21,822	(16)	(0.00)
Bought HKD Solid USD at 7.839654 23/05/2023	59,901	(17)	(0.00)
Bought HKD Solid USD at 7.837524 23/05/2023	79,983	(42)	(0.00)
Bought USD Solid ILS at 0.275054 23/05/2023	76,427	(155)	(0.00)
Bought USD Solid SEK at 0.097527 23/05/2023	89,691	(181)	(0.00)
Bought CLP Solid USD at 796.960036 23/05/2023	15,091	(186)	(0.00)
Bought TWD Solid USD at 30.575302 23/05/2023	59,695	(201)	(0.00)
Bought CNY Solid USD at 6.865000 23/05/2023	58,267	(383)	(0.00)
Bought USD Solid THB at 0.029183 23/05/2023	76,739	(444)	(0.00)
Bought USD Solid HUF at 0.002922 23/05/2023	75,134	(445)	(0.00)
Bought USD Solid EUR at 1.102668 23/05/2023	193,234	(584)	(0.00)
Bought TRY Solid USD at 20.456690 23/05/2023	61,295	(572)	(0.00)
Bought USD Solid EUR at 1.098251 23/05/2023	195,113	(1,272)	(0.00)
Bought USD Solid HUF at 0.002920 23/05/2023	240,991	(1,542)	(0.00)
Bought USD Solid EUR at 1.102251 23/05/2023	655,315	(1,901)	(0.00)
Bought CZK Solid USD at 21.135500 23/05/2023	308,656	(2,550)	(0.00)
Bought CHF Solid USD at 0.884340 23/05/2023	793,021	(3,981)	(0.00)
Bought USD Solid GBP at 1.252008 23/05/2023	814,235	(4,311)	(0.00)
Bought USD Solid MXN at 0.054921 23/05/2023	679,803	(4,527)	(0.00)
Bought USD Solid IDR at 0.020626 23/05/2023	1,092,802	(5,794)	(0.00)
Bought USD Solid EUR at 1.095294 23/05/2023	661,727	(6,084)	(0.00)
Bought USD Solid PLN at 0.237030 23/05/2023	555,606	(7,925)	(0.00)
Bought EUR Solid USD at 0.902619 23/05/2023	95,427,156	(209,246)	(0.00)
		50,197	0.00

F-ACC Shares (EUR) (hedged)

Bought USD Solid JPY at 0.007590 23/05/2023	12,613,554	362,553	0.01
Bought USD Solid AUD at 0.678610 23/05/2023	1,754,193	43,173	0.00
Bought USD Solid BRL at 0.200743 23/05/2023	3,598,134	33,209	0.00
Bought USD Solid KRW at 0.000769 23/05/2023	1,095,274	30,216	0.00
Bought USD Solid COP at 0.002223 23/05/2023	249,277	28,792	0.00
Bought USD Solid MYR at 0.227894 23/05/2023	1,684,928	22,456	0.00
Bought USD Solid THB at 0.029252 23/05/2023	931,795	10,175	0.00
Bought USD Solid CNY at 0.146365 23/05/2023	764,464	8,733	0.00
Bought USD Solid ZAR at 0.055115 23/05/2023	837,665	8,733	0.00
Bought USD Solid SGD at 0.754976 23/05/2023	1,078,054	6,245	0.00
Bought GBP Solid USD at 0.803840 23/05/2023	169,810	1,999	0.00
Bought TRY Solid USD at 20.851400 23/05/2023	160,584	1,571	0.00
Bought USD Solid CLP at 0.001246 23/05/2023	282,944	1,509	0.00
Bought USD Solid HKD at 0.127671 23/05/2023	1,166,629	1,366	0.00
Bought USD Solid ZAR at 0.054847 23/05/2023	133,795	739	0.00
Bought USD Solid THB at 0.029424 23/05/2023	294,218	714	0.00
Bought USD Solid CNY at 0.145319 23/05/2023	132,943	561	0.00
Bought USD Solid DKK at 0.148834 23/05/2023	145,667	488	0.00
Bought ZAR Solid USD at 0.1839658 23/05/2023	139,809	461	0.00
Bought USD Solid EUR at 1.105938 23/05/2023	696,880	303	0.00
Bought ILS Solid USD at 3.655575 23/05/2023	142,701	287	0.00
Bought USD Solid CNY at 0.145319 23/05/2023	82,802	257	0.00
Bought SGD Solid USD at 1.334570 23/05/2023	92,314	163	0.00
Bought USD Solid NOK at 0.097088 23/05/2023	3,874	126	0.00
Bought SEK Solid USD at 10.293956 23/05/2023	14,863	89	0.00
Bought USD Solid PHP at 0.018061 23/05/2023	112,267	66	0.00
Bought NOK Solid USD at 10.629646 23/05/2023	457	0	0.00
Bought NOK Solid USD at 10.600126 23/05/2023	3,528	(11)	(0.00)
Bought HKD Solid USD at 7.839655 23/05/2023	114,189	(32)	(0.00)
Bought TWD Solid USD at 30.653498 23/05/2023	79,100	(65)	(0.00)
Bought HKD Solid USD at 7.837524 23/05/2023	141,661	(74)	(0.00)
Bought USD Solid ILS at 0.275054 23/05/2023	142,998	(290)	(0.00)
Bought TWD Solid USD at 30.527002 23/05/2023	62,862	(311)	(0.00)
Bought CLP Solid USD			

	契約額等 USD	未実現 (損) 益 (米ドル)	% Net Assets
Bought USD Sold THB at 0.029183 23/05/2023	143,818	(832)	(0.00)
Bought USD Sold HUF at 0.002922 23/05/2023	140,951	(835)	(0.00)
Bought TRY Solid USD at 20.851400 23/05/2023	114,569	(1,146)	(0.01)
Bought USD Sold EUR at 0.002920 23/05/2023	450,432	(2,882)	(0.00)
Bought CZK Solid USD at 21.135500 23/05/2023	576,906	(4,766)	(0.00)
Bought USD Sold EUR at 1.102251 23/05/2023	1,751,597	(5,081)	(0.00)
Bought CHF Solid USD at 0.884540 23/05/2023	1,482,235	(7,441)	(0.00)
Bought USD Solid CNY at 0.125140 23/05/2023	1,521,861	(8,244)	(0.00)
Bought USD Sold MXN at 0.054921 23/05/2023	1,270,642	(8,462)	(0.00)
Bought USD Solid IDR at 0.000068 23/05/2023	2,044,409	(10,829)	(0.00)
Bought USD Sold PLN at 0.237030 23/05/2023	1,038,473	(14,813)	(0.00)
Bought EUR Solid USD at 0.902150 23/05/2023	178,454,185	(483,943)	(0.01)
		13,365	0.00

E-QINCOME (G) Shares (EUR) (hedged)

Bought USD Sold JPY at 0.007590 23/05/2023	28,450,454	817,756	0.01
Bought USD Sold AUD at 0.678610 23/05/2023	3,956,638	97,378	0.00
Bought USD Sold BRL at 0.200743 23/05/2023	7,664,667	74,905	0.00
Bought USD Sold KRW at 0.000769 23/05/2023	4,470,440	68,153	0.00
Bought USD Sold COP at 0.000223 23/05/2023	1,238,920	64,942	0.00
Bought USD Sold MYR at 0.227894 23/05/2023	3,800,421	50,650	0.00
Bought USD Sold TWD at 0.032952 23/05/2023	2,101,706	22,951	0.00
Bought USD Solid CNY at 0.146565 23/05/2023	1,724,270	19,745	0.00
Bought USD Solid SGD at 0.754976 23/05/2023	2,452,639	14,087	0.00
Bought GBP Solid USD at 0.803840 23/05/2023	388,525	4,538	0.00
Bought TRY Solid USD at 20.851400 23/05/2023	362,024	3,541	0.00
Bought USD Solid CLP at 0.001246 23/05/2023	458,194	3,404	0.00
Bought USD Solid HKD at 0.127671 23/05/2023	2,631,404	3,082	0.00
Bought USD Solid ZAR at 0.054847 23/05/2023	301,120	1,663	0.00
Bought USD Solid THB at 0.029424 23/05/2023	665,624	1,610	0.00
Bought USD Solid CNY at 0.146517 23/05/2023	299,546	264	0.00
Bought USD Solid DKK at 0.148834 23/05/2023	328,551	1,100	0.00
Bought ZAR Solid USD at 0.183958 23/05/2023	310,031	1,022	0.00
Bought ILS Solid USD at 0.365575 23/05/2023	321,765	647	0.00
Bought USD Solid EUR at 0.902150 23/05/2023	187,759	582	0.00
Bought SGD Solid USD at 1.334570 23/05/2023	202,587	358	0.00
Bought USD Solid EUR at 1.105938 23/05/2023	740,878	322	0.00
Bought USD Solid NOK at 0.097088 23/05/2023	6,736	283	0.00
Bought SEK Solid USD at 10.293957 23/05/2023	52,641	195	0.00
Bought USD Solid PHP at 0.018064 23/05/2023	253,222	149	0.00
Bought TWD Solid USD at 0.3685801 23/05/2023	162,861	27	0.00
Bought NOK Solid USD at 10.620849 23/05/2023	718	0	0.00
Bought NOK Solid USD at 10.469948 23/05/2023	8,945	(25)	(0.00)
Bought HKD Solid USD at 7.839655 23/05/2023	252,830	(70)	(0.00)
Bought HKD Solid USD at 7.837734 23/05/2023	519,161	(1,664)	(0.00)
Bought USD Solid ILS at 0.272054 23/05/2023	322,412	(654)	(0.00)
Bought TWD Solid USD at 30.527000 23/05/2023	142,274	(704)	(0.00)
Bought CLP Solid USD at 796.960688 23/05/2023	60,001	(411)	(0.00)
Bought USD Solid SEK at 0.097527 23/05/2023	378,134	(762)	(0.00)
Bought KRW Solid USD at 1327.459963 23/05/2023	161,760	(1,089)	(0.00)
Bought CNY Solid USD at 0.865000 23/05/2023	243,365	(1,601)	(0.00)
Bought USD Solid THB at 0.029183 23/05/2023	324,090	(1,874)	(0.00)
Bought USD Solid HUF at 0.002922 23/05/2023	317,518	(1,881)	(0.00)
Bought TRY Solid USD at 20.456690 23/05/2023	258,409	(2,412)	(0.00)
Bought USD Solid EUR at 1.102251 23/05/2023	2,035,368	(5,904)	(0.00)
Bought USD Solid HUF at 0.002920 23/05/2023	1,015,971	(6,500)	(0.00)
Bought CZK Solid USD at 21.135500 23/05/2023	1,301,242	(10,749)	(0.00)
Bought USD Solid EUR at 1.098251 23/05/2023	1,867,670	(12,175)	(0.00)
Bought CHF Solid USD at 0.884540 23/05/2023	3,345,170	(16,784)	(0.00)
Bought USD Solid GBP at 1.250008 23/05/2023	3,432,777	(18,176)	(0.00)
Bought USD Solid MXN at 0.054921 23/05/2023	2,865,907	(19,087)	(0.00)
Bought USD Solid IDR at 0.000068 23/05/2023	4,611,259	(24,424)	(0.00)
Bought USD Solid PLN at 0.237030 23/05/2023	2,342,341	(33,411)	(0.00)
Bought EUR Solid USD at 0.902425 23/05/2023	402,388,813	(968,710)	(0.01)
		166,164	0.00

Y-MINCOME (G) Shares (GBP) (GBP/USD hedged)

Bought GBP Solid USD at 0.798717 23/05/2023	4,938,921	26,289	0.00
		26,289	0.00

I Shares (EUR) (EUR/USD hedged)

Bought EUR Solid USD at 0.902886 23/05/2023	61,027	(116)	(0.00)
		(116)	(0.00)

I-ACC Shares (EUR) (hedged)

Bought EUR Solid USD at 0.902619 23/05/2023	76,406,625	(167,539)	(0.00)
		(167,539)	(0.00)

X-QDIST Shares (EUR) (EUR/USD hedged)

Bought EUR Solid USD at 0.902886 23/05/2023	78,526	(149)	(0.00)
		(149)	(0.00)

Y-ACC Shares (EUR) (hedged)

Bought USD Sold JPY at 0.007590 23/05/2023	11,849,069	340,580	0.00
Bought USD Sold AUD at 0.678610 23/05/2023	1,647,893	40,557	0.00
Bought USD Sold BRL at 0.200743 23/05/2023	3,192,177	31,196	0.00
Bought USD Sold KRW at 0.000769 23/05/2023	1,028,891	28,385	0.00
Bought USD Sold COP at 0.000223 23/05/2023	515,986	27,047	0.00
Bought USD Sold MYR at 0.227894 23/05/2023	1,582,802	21,095	0.00
Bought USD Sold TWD at 0.032952 23/05/2023	875,519	9,559	0.00
Bought USD Solid CNY at 0.146565 23/05/2023	718,129	8,223	0.00
Bought USD Solid ZAR at 0.055115 23/05/2023	786,894	8,209	0.00
Bought USD Solid SGD at 0.754976 23/05/2023	1,015,124	5,867	0.00
Bought GBP Solid USD at 0.803840 23/05/2023	162,470	1,912	0.00
Bought TRY Solid USD at 20.851400 23/05/2023	150,326	1,470	0.00
Bought USD Solid CLP at 0.001246 23/05/2023	265,795	1,418	0.00
Bought USD Solid HKD at 0.127671 23/05/2023	1,095,932	1,283	0.00
Bought USD Solid ZAR at 0.054847 23/05/2023	123,808	684	0.00

	契約額等 USD	未実現 (損) 益 (米ドル)	% Net Assets
Bought USD Sold THB at 0.029424 23/05/2023	276,386	671	0.00
Bought USD Solid CNY at 0.145319 23/05/2023	125,187	528	0.00
Bought USD Solid DKK at 0.148834 23/05/2023	136,841	458	0.00
Bought ZAR Solid USD at 0.183958 23/05/2023	129,170	426	0.00
Bought ILS Solid USD at 0.365575 23/05/2023	133,762	269	0.00
Bought USD Solid CNY at 0.145157 23/05/2023	77,998	242	0.00
Bought SGD Solid USD at 1.334570 23/05/2023	87,069	154	0.00
Bought USD Solid NOK at 0.097088 23/05/2023	3,439	118	0.00
Bought USD Solid EUR at 1.105939 23/05/2023	121,469	92	0.00
Bought SEK Solid USD at 10.293955 23/05/2023	10,428	84	0.00
Bought USD Solid PHP at 0.018061 23/05/2023	145,062	62	0.00
Bought TWD Solid USD at 30.685399 23/05/2023	69,585	11	0.00
Bought NOK Solid USD at 10.629740 23/05/2023	348	0	0.00
Bought NOK Solid USD at 10.600150 23/05/2023	3,302	(10)	(0.00)
Bought HKD Solid USD at 7.839655 23/05/2023	103,487	(29)	(0.00)
Bought HKD Solid USD at 7.837734 23/05/2023	136,545	(71)	(0.00)
Bought USD Solid ILS at 0.272054 23/05/2023	134,031	(272)	(0.00)
Bought TWD Solid USD at 30.527000 23/05/2023	59,957	(297)	(0.00)
Bought CLP Solid USD at 796.960106 23/05/2023	25,198	(311)	(0.00)
Bought USD Solid SEK at 0.097527 23/05/2023	157,482	(317)	(0.00)
Bought KRW Solid USD at 1327.440051 23/05/2023	48,200	(459)	(0.00)
Bought CNY Solid USD at 0.865000 23/05/2023	102,302	(673)	(0.00)
Bought USD Solid THB at 0.029183 23/05/2023	134,255	(776)	(0.00)
Bought USD Solid HUF at 0.002922 23/05/2023	131,264	(778)	(0.00)
Bought TRY Solid USD at 20.456691 23/05/2023	107,622	(1,004)	(0.00)
Bought USD Solid HUF at 0.002920 23/05/2023	425,132	(2,707)	(0.00)
Bought USD Solid EUR at 1.102251 23/05/2023	1,244,192	(3,609)	(0.00)
Bought CZK Solid USD at 21.135500 23/05/2023	541,941	(4,477)	(0.00)
Bought USD Solid EUR at 1.098251 23/05/2023	902,495	(6,983)	(0.00)
Bought CHF Solid USD at 0.884540 23/05/2023	1,392,537	(6,990)	(0.00)
Bought USD Solid GBP at 1.250008 23/05/2023	1,429,726	(7,570)	(0.00)
Bought USD Solid MXN at 0.054921 23/05/2023	1,193,595	(7,949)	(0.00)
Bought USD Solid IDR at 0.000068 23/05/2023	1,920,501	(10,172)	(0.00)
Bought USD Solid PLN at 0.237030 23/05/2023	975,545	(13,915)	(0.00)
Bought EUR Solid USD at 0.902150 23/05/2023	167,637,192	(453,342)	(0.01)
		8,989	0.00

Y-QINCOME (G) Shares (EUR) (hedged)

Bought GBP Solid USD at 0.798717 23/05/2023	4,938,921	26,289	0.00
		26,289	0.00

Y-QINCOME (G) Shares (EUR) (hedged)

Bought USD Sold JPY at 0.007590 23/05/2023	1,740,390	50,024	0.00
Bought USD Sold AUD at 0.678610 23/05/2023	242,008	5,956	0.00
Bought USD Solid BRL at 0.200743 23/05/2023	468,871	4,582	0.00
Bought USD Solid KRW at 0.000769 23/05/2023	153,123	4,169	0.00
Bought USD Solid COP at 0.000223 23/05/2023	75,788	3,978	0.00
Bought USD Solid MYR at 0.227894 23/05/2023	252,476	3,098	0.00
Bought USD Solid TWD at 0.032952 23/05/2023	128,568	1,404	0.00
Bought USD Solid CNY at 0.146565 23/05/2023	105,478	1,208	0.00
Bought USD Solid ZAR at 0.055115 23/05/2023	115,577	1,206	0.00
Bought USD Solid SGD at 0.754976 23/05/2023	148,850	862	0.00
Bought USD Solid CLP at 0.001249 23/05/2023	39,040	302	0.00
Bought GBP Solid USD at 0.803840 23/05/2023	23,263	274	0.00
Bought TRY Solid USD at 20.851399 23/05/2023	22,716	217	0.00
Bought USD Solid HKD at 0.127671 23/05/2023	160,970	189	0.00
Bought USD Solid ZAR at 0.054847 23/05/2023	18,540	102	0.00
Bought USD Solid THB at 0.029424 23/05/2023	40,594	99	0.00
Bought USD Solid CNY at 0.145319 23/05/2023	18,523	78	0.00
Bought USD Solid DKK at 0.148834 23/05/2023	20,100	67	0.00
Bought ZAR Solid USD at 0.183958 23/05/2023	18,555	61	0.00
Bought ILS Solid USD at 0.365575 23/05/2023	19,694	40	0.00
Bought USD Solid CNY at 0.145157 23/05/2023	11,533	56	0.00
Bought SGD Solid USD at 1.334570 23/05/2023	11,764	21	0.00
Bought USD Solid NOK at 0.097088 23/05/2023	536	17	0.00
Bought USD Solid EUR at 1.105938 23/05/2023	24,762	11	0.00
Bought SEK Solid USD at 10.293955 23/05/2023	1,904	11	0.00
Bought USD Solid PHP at 0.018061 23/05/2023	15,491	9	0.00
Bought TWD Solid USD at 30.685399 23/05/2023	9,852	9	0.00
Bought NOK Solid USD at 10.629252 23/05/2023	47	0	0.00
Bought NOK Solid USD at 10.600150 23/05/2023	491	(2)	(0.00)
Bought HKD Solid USD at 7.839653 23/05/2023	15,396	(4)	(0.00)
Bought HKD Solid USD at 7.837733 23/05/2023	19,011	(10)	(0.00)
Bought USD Solid ILS at 0.272054 23/05/2023	19,754	(40)	(0.00)
Bought TWD Solid USD at 30.527000 23/05/2023	8,307	(41)	(0.00)
Bought USD Solid EUR at 1.098252 23/05/2023	6,412	(42)	(0.00)
Bought CLP Solid USD at 796.960688 23/05/2023	3,552	(44)	(0.00)
Bought USD Solid SEK at 0.097527 23/05/2023	25,131	(47)	(0.00)
Bought KRW Solid USD at 1327.459825 23/05/2023	9,426	(63)	(0.00)

	契約額等 USD	未実現 (損益) (米ドル)	% Net Assets
Bought USD Sold AUD at 0.678610 23/05/2023	510,508	12,564	0.00
Bought USD Sold BRL at 0.200743 23/05/2023	988,952	9,665	0.00
Bought USD Sold KRW at 0.000769 23/05/2023	316,757	8,794	0.00
Bought USD Sold COP at 0.000223 23/05/2023	159,856	8,579	0.00
Bought USD Sold MYR at 0.227894 23/05/2023	490,365	6,535	0.00
Bought USD Sold TWD at 0.032592 23/05/2023	271,178	2,961	0.00
Bought USD Sold CNY at 0.146365 23/05/2023	222,474	2,547	0.00
Bought USD Sold ZAR at 0.055119 23/05/2023	245,787	2,545	0.00
Bought USD Sold SGD at 0.754976 23/05/2023	513,913	1,818	0.00
Bought USD Sold CLP at 0.001249 23/05/2023	82,345	637	0.00
Bought GBP Sold USD at 0.803840 23/05/2023	49,388	581	0.00
Bought TRY Sold USD at 20.851401 23/05/2023	46,745	457	0.00
Bought USD Sold HKD at 0.121671 23/05/2023	339,526	398	0.00
Bought USD Sold ZAR at 0.054847 23/05/2023	38,978	215	0.00
Bought USD Sold THB at 0.029424 23/05/2023	86,627	208	0.00
Bought USD Sold CNY at 0.145319 23/05/2023	38,825	164	0.00
Bought USD Sold DKK at 0.140854 23/05/2023	42,395	142	0.00
Bought ZAR Sold USD at 18.393656 23/05/2023	39,959	132	0.00
Bought ILS Sold USD at 0.365575 23/05/2023	41,534	84	0.00
Bought USD Sold CNY at 0.145157 23/05/2023	24,065	75	0.00
Bought USD Sold EUR at 1.105959 23/05/2023	110,214	48	0.00
Bought SGD Sold USD at 1.535470 23/05/2023	26,076	46	0.00
Bought USD Sold NOK at 0.097088 23/05/2023	1,128	37	0.00
Bought SEK Sold USD at 10.293960 23/05/2023	4,206	25	0.00
Bought USD Sold PHP at 0.018061 23/05/2023	32,673	19	0.00
Bought TWD Sold USD at 30.685807 23/05/2023	21,122	3	0.00
Bought NOK Sold USD at 10.650073 23/05/2023	103	0	0.00
Bought NOK Sold USD at 10.601123 23/05/2023	1,028	(3)	0.00
Bought HKD Sold USD at 7.839655 23/05/2023	32,616	(9)	0.00
Bought HKD Sold USD at 7.837154 23/05/2023	40,994	(21)	0.00
Bought USD Sold ILS at 0.272054 23/05/2023	41,618	(84)	0.00
Bought TWD Sold USD at 30.526995 23/05/2023	18,181	(90)	0.00
Bought CLP Sold USD at 796.959900 23/05/2023	7,689	(95)	0.00
Bought USD Sold SEK at 0.097527 23/05/2023	87,994	(98)	0.00
Bought KRW Sold USD at 132.744009 23/05/2023	20,663	(139)	0.00
Bought CNY Sold USD at 6.865000 23/05/2023	31,251	(205)	0.00
Bought USD Sold THB at 0.029183 23/05/2023	41,871	(242)	0.00
Bought USD Sold HUF at 0.022922 23/05/2023	41,045	(245)	0.00
Bought TRY Sold USD at 20.456687 23/05/2023	35,344	(310)	0.00
Bought USD Sold HUF at 0.020920 23/05/2023	131,089	(839)	0.00
Bought USD Sold EUR at 1.102251 23/05/2023	391,774	(1,136)	0.00
Bought CZK Sold USD at 21.135500 23/05/2023	167,898	(1,387)	0.00
Bought CHF Sold USD at 0.884502 23/05/2023	431,395	(2,166)	0.00
Bought USD Sold GBP at 1.252008 23/05/2023	442,927	(2,345)	0.00
Bought USD Sold MXN at 0.054921 23/05/2023	369,785	(2,463)	0.00
Bought USD Sold IDR at 0.000068 23/05/2023	594,983	(3,151)	0.00
Bought USD Sold PLN at 0.237030 23/05/2023	302,234	(4,511)	0.00
Bought EUR Sold USD at 0.902157 23/05/2023	1,850,975	(140,221)	0.00
	5,032	0.00	

契約額等 USD 未実現 (損益) (米ドル) % Net Assets

Ccy

先物取引

MSCI Brazil Index Future 16/06/2023	USD	47,143,440	1,830,437	0.03
US 10 Year Note Bond Future 21/06/2023	USD	69,591,958	1,796,012	0.03
US Ultra Bond Future 21/06/2023	USD	17,025,920	833,247	0.01
US Long Bond Future 21/06/2023	USD	12,153,612	532,440	0.01
US 10 Year Ultra Bond Future 21/06/2023	USD	6,052,227	219,060	0.00
Euro-Schitz Bond Future 08/06/2023	EUR	10,224,506	104,949	0.00
US 2 Year Bond Future 30/06/2023	USD	6,940,515	61,209	0.00
Korea 10 Year Bond Future 20/06/2023	KRW	(1,813,237,222)	5,054	0.00
Long Gill Bond Future 28/06/2023	GBP	1,178,185	(37,984)	0.00
US 5 Year Bond Future 30/06/2023	USD	88,496,942	(149,170)	0.00
US 30 Year Bond Future 08/06/2023	USD	(4,251,150)	(246,943)	0.00
Euro-Bobl Bond Future 08/06/2023	EUR	(11,769,244)	(303,571)	0.00
Euro-Bond Future 08/06/2023	EUR	5,054,647	(1,355,360)	0.02
Euro-Btp Bond Future 08/06/2023	EUR	(60,508,627)	(1,865,949)	(0.03)
S&P500 Emri Index Future 16/06/2023	USD	(183,205,300)	(6,348,182)	(0.12)
Euro Stox 50 Index Future 16/06/2023	EUR	(311,688,500)	(22,400,732)	(0.31)
		(29,305,483)	(0.41)	

契約額等 USD 未実現 (損益) (米ドル) % Net Assets

Ccy

金利スワップ取引

Receive fixed 8.49% pay float. (28d MXB10E) 06/04/2033	MXN	318,867,005	173,318	0.00
Receive fixed 8.33% pay float. (6m HUF LIBOR) 15/12/2032	HUF	518,667,005	33,988	0.00
Receive fixed 2.956% pay float. (7d China) 07/05/2028	CNY	19,132,200	27,414	0.00
Pay fixed 4.225% receive float. (6m CZK PRIBOR) 30/03/2033	CZK	31,886,700	19,900	0.00
Pay fixed 4.28% receive float. (6m CZK PRIBOR) 20/03/2033	CZK	44,641,381	18,840	0.00
Receive fixed 2.822% pay float. (7d China) 12/04/2028	CNY	6,337,340	4,263	0.00
Receive fixed 2.82% pay float. (7d China) 06/04/2028	CNY	6,377,340	4,232	0.00
Receive fixed 8.395% pay float. (28d MXB10E) 15/04/2033	MXN	22,320,690	4,159	0.00

	契約額等 USD	未実現 (損益) (米ドル)	% Net Assets	
Receive fixed 2.755% pay float. (7d China) 04/05/2028	CNY	15,943,350	3,267	0.00
Pay fixed 5.18% receive float. (6m CLP) 11/04/2033	CLP	1,721,881,825	(415)	(0.00)
Receive fixed 9.351% pay float. (28d MXB10E) 02/04/2023	MXN	352,640,405	(33,048)	(0.00)
Receive fixed 9.14% pay float. (3m JBAR) 13/04/2033	ZAR	11,403,452	(80,903)	(0.00)
Receive fixed 1.82% pay float. (7d China) 07/05/2025	CNY	47,830,051	(83,286)	(0.00)
Pay fixed 4.838% receive float. (6m CZK PRIBOR) 08/05/2033	CZK	127,546,802	(211,139)	(0.00)
		(119,450)	(0.00)	

契約数 時価 (米ドル) % Net Assets

Ccy

オプション

Purchased Call Euroxent 82 19/05/2023	EUR	6,843	400	0.00
Written Call UPM-Kymmene 39 19/05/2023	EUR	(179)	0	0.00
Written Call UPM-Kymmene 37 19/05/2023	EUR	(278)	(1)	(0.00)
Written Call Sampo (A) 52 19/05/2023	EUR	(251)	(1)	(0.00)
Written Call Texas Instruments 20 19/05/2023	USD	(8)	(8)	(0.00)
Written Call Texas Instruments 190 19/05/2023	USD	(4)	(8)	(0.00)
Written Call Angen 265 19/05/2023	USD	(2)	(20)	(0.00)
Written Call Smurfit Kappa Gp (IE) 41 19/05/2023	EUR	(8,450)	(28)	(0.00)
Written Call Progressive 155 19/05/2023	USD	(3)	(30)	(0.00)
Written Call Seagate Techn. Hldgs 80 16/06/2023	USD	(6)	(56)	(0.00)
Written Call BlackRock 840 16/06/2023	USD	(1)	(43)	(0.00)
Written Call BlackRock 800 16/06/2023	USD	(1)	(45)	(0.00)
Written Call Taiwan Semi Manu. 600 17/05/2023	TWD	(41,890)	(47)	(0.00)
Written Call Texas Instruments 195 16/06/2023	USD	(4)	(48)	(0.00)
Written Call Texas Instruments 195 19/05/2023	USD	(65)	(53)	(0.00)
Written Call Texas Instruments 210 21/07/2023	USD	(8)	(75)	(0.00)
Written Call Angen 270 16/06/2023	USD	(4)	(75)	(0.00)
Written Call BlackRock 870 16/06/2023	USD	(2)	(84)	(0.00)
Written Call BlackRock 730 19/05/2023	USD	(5)	(89)	(0.00)
Written Call Seagate Techn. Hldgs 72.5 19/05/2023	USD	(20)	(99)	(0.00)
Written Call Partners Gp Hldg 1040 19/05/2023	CHF	(15)	(109)	(0.00)
Written Call Partners Gp Hldg 1020 19/05/2023	CHF	(16)	(121)	(0.00)
Written Call Texas Instruments 210 16/06/2023	USD	(14)	(125)	(0.00)
Written Call Angen 255 19/05/2023	USD	(6)	(125)	(0.00)
Written Call Bridgestone 5650 02/05/2023	JPY	(7,249)	(158)	(0.00)
Written Call Texas Instruments 200 16/06/2023	USD	(32)	(143)	(0.00)
Written Call Seagate Techn. Hldgs 75 16/06/2023	USD	(50)	(149)	(0.00)
Written Call Taiwan Semi Manu. 585 17/05/2023	TWD	(41,890)	(156)	(0.00)
Written Call Seagate Techn. Hldgs 71.5 15/09/2023	USD	(16)	(25)	(0.00)
Written Call Bristol-Myers Squibb 75 16/06/2023	USD	(37)	(183)	(0.00)
Written Call Angen 270 21/07/2023	USD	(6)	(190)	(0.00)
Written Call Taiwan Semi Manu. 580 17/05/2023	TWD	(54,708)	(191)	(0.00)
Written Call Seagate Techn. Hldgs 75 19/05/2023	USD	(3)	(208)	(0.00)
Written Call Bristol-Myers Squibb 72.5 19/05/2023	USD	(70)	(211)	(0.00)
Written Call Bristol-Myers Squibb 82.5 16/06/2023	USD	(54)	(214)	(0.00)
Written Call Angen 275 21/07/2023	USD	(6)	(238)	(0.00)
Written Call Angen 265 16/06/2023	USD	(8)	(238)	(0.00)
Written Call Cisco Systems 55 19/05/2023	USD	(85)	(250)	(0.00)
Written Call BlackRock 720 19/05/2023	USD	(3)	(260)	(0.00)
Written Call Seagate Techn. Hldgs 77.5 16/06/2023	USD	(37)	(275)	(0.00)
Written Call BlackRock 710 19/05/2023	USD	(1)	(278)	(0.00)
Written Call Legrand 94 19/05/2023	EUR	(59)	(304)	(0.00)
Written Call Publicis Groupe 85 19/05/2023	EUR	(52)	(332)	(0.00)
Written Call Bristol-Myers Squibb 72.5 16/06/2023	USD	(18)	(357)	(0.00)
Written Call Euroxent 82 19/05/2023	EUR	(6,843)	(400)	(0.00)
Written Call Progressive 150 19/05/2023	USD	(87)	(456)	(0.00)
Written Call Cisco Systems 52.5 16/06/2023	USD	(28)	(472)	(0.00)
Written Call Bristol-Myers Squibb 80 16/06/2023	USD	(107)	(482)	(0.00)
Written Call Smurfit Kappa Gp (IE) 38 19/05/2023	EUR	(8,430)	(489)	(0.00)
Written Call BlackRock 710 19/05/2023	USD	(5)	(491)	(0.00)
Written Call Autoliv 105 16/06/2023	USD	(5)	(588)	(0.00)
Written Call Natwest Group 300 16/06/2023	GBP	(54,708)	(604)	(0.00)
Written Call Zurich Insurance Gp 460 19/05/2023	CHF	(14)	(639)	(0.00)
Written Call BlackRock 730 16/06/2023	USD	(2)	(659)	(0.00)
Written Call Bristol-Myers Squibb 71.5 15/09/2023	USD	(18)	(660)	(0.00)
Written Call Texas Instruments 200 15/09/2023	USD	(6)	(675)	(0.00)
Written Call BlackRock 740 16/06/2023	USD	(4)	(726)	(0.00)
Written Call Angen 255 16/06/2023	USD	(6)	(726)	(0.00)
Written Call Siemens 160 19/05/2023	EUR	(17)	(800)	(0.00)
Written Call UPM-Kymmene 36 16/06/2023	EUR	(208)	(805)	(0.00)
Written Call Cisco Systems 57.5 21/07/2023	USD	(163)	(895)	(0.00)
Written Call Natwest Group 300 16/06/2023	GBP	(53,255)	(921)	(0.00)
Written Call Angen 260 16/06/2023	USD	(15)	(922)	(0.00)
Written Call UPM-Kymmene 38 16/06/2023	EUR	(248)	(958)	(0.00)
Written Call Natwest Group 320 19/05/2023	GBP	(76,163)	(959)	(0.00)
Written Call Colgate-Palmolive 85 19/05/2023	USD	(57)	(961)	(0.00)
Written Call Progressive 145 16/06/2023	USD	(10)	(1,012)	(0.00)
Written Call Siemens 570 19/05/2023	EUR	(7,249)	(1,118)	(0.00)
Written Call Bristol-Myers Squibb 70 19/05/2023	USD	(71)	(1,142)	(0.00)
Written Call Taiwan Semi Manu. 605 21/06/2023	TWD	(54,710)	(1,143)	(0.00)
Written Call Cisco Systems 52.5 19/05/2023	USD	(229)	(1,145)	(0.00)
Written Call Hubbell (B) 260 16/06/2023	USD	(1)	(1,170)	(0.00)
Written Call Texas Instruments 200 21/07/2023	USD	(40)	(1,190)	(0.00)
Written Call Progressive 170 18/08/2023	USD	(5)	(1,190)	(0.00)
Written Call Angen 250 19/05/2023	USD	(23)	(1,209)	(0.00)
Written Call HKT Trust (Stapled) 11 30/05/2023	HKD	(379,687)	(1,266)	(0.00)
Written Call HKT Trust (Stapled) 11 30/05/2023	HKD	(379,687)	(1,266)	(0.00)
Written Call Autoliv 110 16/06/2023	USD	(106)	(1,326)	(0.00)
Written Call Hubbell (B) 270 19/05/2023	USD	(4)	(1,537)	(0.00)
Written Call Legrand 96 16/06/2023	EUR	(69)	(1,571)	(0.00)
Written Call Smurfit Kappa Gp (IE) 39 16/06/2023	EUR	(8,450)	(1,651)	(0.00)
Written Call Cisco Systems 55 21/07/2023	USD	(163)	(1,789)	(0.00)

	通貨	契約数	時価 (米ドル)	% Net Assets		通貨	契約数	時価 (米ドル)	% Net Assets
Written Call Cisco Systems 55 16/06/2023	USD	(302)	(1,815)	(0.00)	Written Call Singapore Exchange 9.5 31/05/2023	SGD	(91,902)	(12,881)	(0.00)
Written Call Samsung Electronics 7200 08/06/2023	KRW	(16,328)	(1,822)	(0.00)	Written Call Dell Technologies 42.5 19/05/2023	USD	(478)	(12,927)	(0.00)
Written Call HKT Trust (Stapled) 10.9 30/05/2023	HKD	(375,687)	(1,837)	(0.00)	Written Call Kao 5400 12/05/2023	JPY	(10,800)	(13,052)	(0.00)
Written Call Smurfit Kappa Gp (IE) 36 16/06/2023	EUR	(8,430)	(1,861)	(0.00)	Written Call Novartis 86 16/06/2023	CHF	(20)	(13,076)	(0.00)
Written Call Amgen 265 21/07/2023	USD	(19)	(1,884)	(0.00)	Written Call RELX (NL) 31 16/06/2023	EUR	(258)	(13,379)	(0.00)
Written Call Procter & Gamble 221 21/07/2023	USD	(14)	(1,958)	(0.00)	Written Call Ferraroli 30 21/07/2023	EUR	(283)	(13,373)	(0.00)
Written Call Bridgestone 5700 14/07/2023	JPY	(7,249)	(1,980)	(0.00)	Written Call Indtrec 32 16/06/2023	EUR	(166)	(13,896)	(0.00)
Written Call Sandvik 235 19/05/2023	SEK	(516)	(2,039)	(0.00)	Written Call Reckitt 6800 21/07/2023	GBP	(10)	(13,973)	(0.00)
Written Call Legrand 94 16/06/2023	EUR	(68)	(2,191)	(0.00)	Written Call Dell Technologies 47.5 21/07/2023	USD	(140)	(14,263)	(0.00)
Written Call Colgate-Palmolive 85 18/08/2023	USD	(13)	(2,230)	(0.00)	Written Call Unilever 4500 21/07/2023	GBP	(13)	(14,313)	(0.00)
Written Call Hubbell 200 19/05/2023	USD	(5)	(2,246)	(0.00)	Written Call Indtrec 30.85 19/05/2023	EUR	(166)	(14,366)	(0.00)
Written Call Bridgestone 5650 14/07/2023	JPY	(7,249)	(2,437)	(0.00)	Written Call Procter & Gamble 155 16/06/2023	USD	(30)	(14,697)	(0.00)
Written Call Hubbell (B) 280 16/06/2023	USD	(7)	(2,464)	(0.00)	Written Call Astellas Pharma. 2000 12/05/2023	JPY	(28,829)	(14,740)	(0.00)
Written Call HKT Trust (Stapled) 10.7 29/06/2023	HKD	(373,637)	(2,677)	(0.00)	Written Call Colgate-Palmolive 77.5 16/06/2023	USD	(39)	(15,471)	(0.00)
Written Call Sandvik 234 16/06/2023	SEK	(258)	(2,756)	(0.00)	Written Call Legrand 8.5 21/07/2023	EUR	(57)	(15,556)	(0.00)
Written Call Dell Technologies 45 19/05/2023	USD	(57)	(2,826)	(0.00)	Written Call ENEL 6.5 21/07/2023	EUR	(88,064)	(15,612)	(0.00)
Written Call Zurich Insurance Gp 460 16/06/2023	CHF	(14)	(2,828)	(0.00)	Written Call Elisa (A) 58 21/07/2023	EUR	(139)	(15,781)	(0.00)
Written Call Bridgestone 5500 12/05/2023	JPY	(7,249)	(2,842)	(0.00)	Written Call Sampo (A) 46 16/06/2023	EUR	(99)	(15,875)	(0.00)
Written Call Natwest 310 21/07/2023	GBP	(88,262)	(2,915)	(0.00)	Written Call Zurich Insurance Gp 450 16/06/2023	CHF	(115)	(16,579)	(0.00)
Written Call Allianz 230 19/05/2023	EUR	(44)	(3,531)	(0.00)	Written Call Ferraroli 29 19/05/2023	USD	(595)	(16,795)	(0.00)
Written Call Samsung Electronics 71000 08/06/2023	KRW	(8,156)	(3,141)	(0.00)	Written Call Colgate-Palmolive 82.5 18/08/2023	USD	(64)	(16,889)	(0.00)
Written Call Siemens 158 19/05/2023	EUR	(36)	(3,153)	(0.00)	Written Call Deutsche Boerse 176 16/06/2023	EUR	(56)	(17,167)	(0.00)
Written Call Publicis Groupe 80 16/06/2023	EUR	(45)	(3,178)	(0.00)	Written Call Samsung Electronics 69000 08/06/2023	KRW	(24,655)	(17,383)	(0.00)
Written Call Autoliv 120 15/09/2023	USD	(22)	(3,218)	(0.00)	Written Call ENEL 6.8 21/07/2023	EUR	(88,064)	(18,092)	(0.00)
Written Call Bridgestone 5600 09/06/2023	JPY	(7,249)	(3,403)	(0.00)	Written Call Procter & Gamble 155 21/07/2023	USD	(30)	(19,358)	(0.00)
Written Call Bridgestone 5650 09/06/2023	JPY	(7,249)	(3,523)	(0.00)	Written Call Tryg 157.5 16/06/2023	DKK	(22,512)	(20,551)	(0.00)
Written Call Siemens 160 16/06/2023	EUR	(26)	(3,530)	(0.00)	Written Call Elisa (A) 56 16/06/2023	EUR	(139)	(22,225)	(0.00)
Written Call Legrand 100 25/02/2023	EUR	(62)	(3,579)	(0.00)	Written Call Sandi 106 21/07/2023	USD	(240)	(22,556)	(0.00)
Written Call Colgate-Palmolive 87.5 19/05/2023	USD	(96)	(3,607)	(0.00)	Written Call Hubbell (B) 240 19/05/2023	USD	(25)	(22,809)	(0.00)
Written Call Hubbell (B) 300 15/09/2023	USD	(9)	(3,659)	(0.00)	Written Call Astellas Pharma. 1950 12/05/2023	JPY	(28,829)	(23,034)	(0.00)
Written Call Taiwan Semi Manu. 570 21/06/2023	TWD	(34,214)	(3,738)	(0.00)	Written Call Tryg 157.5 21/07/2023	DKK	(22,512)	(23,171)	(0.00)
Written Call Deutsche Boerse 182 19/05/2023	EUR	(57)	(3,744)	(0.00)	Written Call Iberdrola 11.5 19/05/2023	EUR	(55,437)	(23,563)	(0.00)
Written Call Autoliv 150 19/05/2023	USD	(150)	(3,967)	(0.00)	Written Call Procter & Gamble 145 19/05/2023	USD	(20)	(23,900)	(0.00)
Written Call Dell Technologies 47.5 16/06/2023	USD	(67)	(4,046)	(0.00)	Written Call Allianz 225 21/07/2023	EUR	(58)	(24,523)	(0.00)
Written Call Sandvik 225 16/06/2023	SEK	(207)	(4,198)	(0.00)	Written Call Ferraroli 29 21/07/2023	USD	(283)	(25,006)	(0.00)
Written Call Deutsche Boerse 192 21/07/2023	EUR	(55)	(4,341)	(0.00)	Written Call Singapore Exchange 9.2 31/05/2023	SGD	(91,902)	(26,779)	(0.00)
Written Call Siemens 162 16/06/2023	EUR	(17)	(4,523)	(0.00)	Written Call Singapore Exchange 9.2 31/05/2023	SGD	(91,902)	(26,779)	(0.00)
Written Call Kao 5800 14/07/2023	JPY	(10,056)	(4,776)	(0.00)	Written Call RELX (NL) 30 16/06/2023	EUR	(258)	(27,612)	(0.00)
Written Call Samsung Electronics 68000 11/05/2023	KRW	(16,727)	(4,863)	(0.00)	Written Call Ferraroli 29 16/06/2023	EUR	(575)	(27,623)	(0.00)
Written Call Uni-President Ent. 76 21/06/2023	TWD	(275,894)	(4,894)	(0.00)	Written Call Endesa 20 16/06/2023	EUR	(322)	(28,466)	(0.00)
Written Call Dell Technologies 45 21/07/2023	USD	(26)	(4,899)	(0.00)	Written Call Allianz 220 16/06/2023	USD	(35)	(28,548)	(0.00)
Written Call Uni-President Ent. 75.5 19/06/2023	TWD	(220,715)	(4,912)	(0.00)	Written Call Iberdrola 11.5 16/06/2023	EUR	(55,437)	(29,071)	(0.00)
Written Call Astellas Pharma. 2200 14/07/2023	JPY	(26,945)	(4,948)	(0.00)	Written Call Iberdrola 11.5 16/06/2023	EUR	(55,437)	(29,071)	(0.00)
Written Call Taiwan Semi Manu. 585 19/07/2023	TWD	(34,214)	(5,038)	(0.00)	Written Call RELX (NL) 32 21/07/2023	EUR	(590)	(30,036)	(0.00)
Written Call Iberdrola 12.25 21/07/2023	USD	(54,445)	(5,053)	(0.00)	Written Call Uni-President Ent. 70.5 17/05/2023	TWD	(285,315)	(30,078)	(0.00)
Written Call Singapore Exchange 9.9 30/06/2023	SGD	(87,995)	(5,118)	(0.00)	Written Call Colgate-Palmolive 80 16/06/2023	SGD	(114)	(33,074)	(0.00)
Written Call Tryg 165 17/05/2023	DKK	(55,536)	(5,141)	(0.00)	Written Call ENEL 6.9 19/05/2023	EUR	(118,311)	(34,221)	(0.00)
Written Call Deutsche Boerse 190 21/07/2023	EUR	(55)	(5,480)	(0.00)	Written Call Iberdrola 11.25 19/05/2023	EUR	(55,437)	(34,372)	(0.00)
Written Call Novartis 87 16/06/2023	CHF	(10)	(5,603)	(0.00)	Written Call Uni-President Ent. 70 17/05/2023	TWD	(285,315)	(34,525)	(0.00)
Written Call Kao 5100 14/07/2023	JPY	(10,056)	(5,665)	(0.00)	Written Call Endesa 19.5 19/05/2023	EUR	(322)	(34,693)	(0.00)
Written Call Kao 5700 09/06/2023	JPY	(10,056)	(5,865)	(0.00)	Written Call Elisa (A) 55 19/05/2023	EUR	(186)	(34,890)	(0.00)
Written Call Progressive 165 18/08/2023	USD	(25)	(5,950)	(0.00)	Written Call Allianz 220 21/07/2023	EUR	(35)	(34,963)	(0.00)
Written Call Sandvik 235 21/07/2023	SEK	(248)	(6,171)	(0.00)	Written Call Novartis 83 19/05/2023	CHF	(40)	(37,169)	(0.00)
Written Call Zurich Insurance Gp 460 21/07/2023	CHF	(13)	(6,218)	(0.00)	Written Call Procter & Gamble 145 19/05/2023	CHF	(40)	(42,733)	(0.00)
Written Call Tryg 16 16/06/2023	DKK	(22,512)	(6,335)	(0.00)	Written Call 31 Group 1760 16/06/2023	GBP	(52)	(42,371)	(0.00)
Written Call Samsung Electronics 7100 13/07/2023	KRW	(8,156)	(6,382)	(0.00)	Written Call Novartis 82 19/05/2023	CHF	(45)	(46,698)	(0.00)
Written Call Kone (B) 52 19/05/2023	EUR	(55)	(6,473)	(0.00)	Written Call Unilever 4400 19/05/2023	GBP	(49)	(49,365)	(0.00)
Written Call Allianz 230 16/06/2023	EUR	(45)	(6,591)	(0.00)	Written Call ENEL 5.8 16/06/2023	EUR	(115,931)	(53,755)	(0.00)
Written Call Singapore Exchange 9.9 30/06/2023	SGD	(87,995)	(6,744)	(0.00)	Written Call ENEL 5.8 16/06/2023	EUR	(115,931)	(53,755)	(0.00)
Written Call Siemens 162 21/07/2023	EUR	(26)	(6,789)	(0.00)	Written Call ENEL 5.8 19/05/2023	EUR	(118,311)	(58,777)	(0.00)
Written Call Taiwan Semi Manu. 570 19/07/2023	TWD	(34,214)	(7,238)	(0.00)	Written Call 31 Group 1760 19/05/2023	GBP	(106)	(62,075)	(0.00)
Written Call Novartis 85 19/05/2023	CHF	(10)	(7,278)	(0.00)	Written Call 31 Group 1820 21/07/2023	GBP	(100)	(62,375)	(0.00)
Written Call Reckitt 6600 16/06/2023	GBP	(5)	(7,455)	(0.00)	Written Call Novartis 80 16/06/2023	CHF	(49)	(62,845)	(0.00)
Written Call Reckitt 6450 19/05/2023	GBP	(5)	(7,455)	(0.00)	Written Call Procter & Gamble 150 19/05/2023	USD	(89)	(64,977)	(0.00)
Written Call Kone (B) 54 21/07/2023	EUR	(4,562)	(7,680)	(0.00)	Written Call RELX (NL) 29 19/05/2023	EUR	(476)	(71,472)	(0.00)
Written Call Sandvik 230 21/07/2023	SEK	(248)	(8,046)	(0.00)	Written Call Procter & Gamble 150 16/06/2023	USD	(88)	(79,356)	(0.00)
Written Call Novartis 95 21/07/2023	CHF	(54)	(8,053)	(0.00)	Written Call Unilever 4350 16/06/2023	GBP	(48)	(81,445)	(0.00)
Written Call Uni-President Ent. 75.8 19/07/2023	TWD	(275,894)	(8,097)	(0.00)	Written Call 31 Group 1650 16/06/2023	GBP	(52)	(95,260)	(0.00)
Written Call UPM-Kymmene 32 21/07/2023	EUR	(214)	(8,159)	(0.00)	Written Call Sanofi 96 16/06/2023	EUR	(253)	(148,527)	(0.00)
Written Call Zurich Insurance Gp 440 19/05/2023	CHF	(13)	(8,217)	(0.00)	Written Call Sanofi 96 19/05/2023	EUR	(283)	(150,087)	(0.00)
Written Call Novartis 84 19/05/2023	CHF	(10)	(8,346)	(0.00)				(5,066,143) (0.04)	
Written Call Siemens 160 21/07/2023	EUR	(26)	(8,348)	(0.00)					
Written Call Astellas Pharma. 2150 14/07/2023	JPY	(26,945)	(8,479)	(0.00)					
Written Call Zurich Insurance Gp 450 21/07/2023	CHF	(14)	(8,569)	(0.00)					
Written Call Iberdrola 12 21/07/2023	EUR	(54,445)	(8,741)	(0.00)					
Written Call Dell Technologies 45 16/06/2023	USD	(62)	(8,747)	(0.00)					
Written Call Sampo (A) 46 16/06/2023	EUR	(99)	(8,759)	(0.00)					
Written Call Kao 5600 09/06/2023	JPY	(10,056)	(8,813)	(0.00)					
Written Call Reckitt 6400 19/05/2023	GBP	(5)	(9,139)	(0.00)					
Written Call Smurfit Kappa Gp (IE) 36 21/07/2023	EUR	(7,954)	(9,235)	(0.00)					
Written Call Procter & Gamble 160 21/07/2023	USD	(28)	(9,747)	(0.00)					
Written Call Tryg 167.5 21/07/2023	DKK	(22,512)	(9,887)	(0.00)					
Written Call Deutsche Boerse 180 16/06/2023	EUR	(56)	(9,932)	(0.00)					
Written Call Allianz 225 19/05/2023	EUR	(44)	(10,020)	(0.00)					
Written Call Endesa 20.5 21/07/2023	EUR	(307)	(10,117)	(0.00)					
Written Call Procter & Gamble 150 21/07/2023	USD	(10)	(10,215)	(0.00)					
Written Call Kone (B) 52 16/06/2023	EUR	(5,355)	(10,346)	(0.00)					
Written Call Sampo (A) 46 21/07/2023	EUR	(99)	(10,715)	(0.00)					
Written Call Sampo (A) 46 21/07/2023	EUR	(99)	(10,948)	(0.00)					
Written Call Kone (B) 54 21/07/2023	USD	(5,454)	(11,242)	(0.00)					
Written Call Hubbell (B) 270 16/06/2023	USD	(19)	(11,306)	(0.00)					
Written Call Astellas Pharma. 2050 09/06/2023	JPY	(26,945)	(11,494)	(0.00)					
Written Call Novartis 95 21/07/2023	CHF	(54)	(11,538)	(0.00)					
Written Call Singapore Exchange 9.85 30/06/2023	SGD	(133,686)	(11,689)	(0.00)					
Written Call Reckitt 6450 16/06/2023	GBP	(5)	(11,868)	(0.00)					
Written Call Deutsche Boerse 176 19/05/2023	EUR	(57)	(11,920)	(0.00)					
Written Call Publicis Groupe 80 21/07/2023	EUR	(102)	(12,088)	(0.00)					
Written Call Legrand 90 21/07/2023	EUR	(61)	(12,280)	(0.00)					
Written Call Indtrec 33 21/07/2023	EUR	(16)	(12,451)	(0.00)					
Written Call Astellas Pharma. 2050 09/06/2023	JPY	(26,945)	(12,595)	(0.00)					
Written Call Singapore Exchange 9.5 31/05/2023	SGD	(91,902)	(12,881)	(0.00)					
Written Call Dell Technologies 42.5 19/05/2023	USD	(478)	(12,927)	(0.00)					
Written Call Kao 5400 12/05/2023	JPY	(10,800)	(13,052)	(0.00)					
Written Call Novartis 86 16/06/2023	CHF	(20)	(13,076)	(0.00)					
Written Call RELX (NL) 31 16/06/2023	EUR	(258)	(13,379)	(0.00)					
Written Call Ferraroli 30 21/07/2023	EUR	(283)	(13,373)	(0.00)					
Written Call Indtrec 32 16/06/2023	EUR	(166)	(13,896)	(0.00)					
Written Call Reckitt 6800 21/07/2023	GBP	(10)	(13,973)	(0.00)					
Written Call Dell Technologies 47.5 21/07/2023	USD	(140)	(14,263)	(0.00)					
Written Call Unilever 4500 21/07/2023	GBP	(13)	(14,313)	(0.00)					
Written Call Indtrec 30.85 19/05/2023	EUR	(166)	(14,366)	(0.00)					
Written Call Procter & Gamble 155 16/06/2023	USD	(30)	(14,697)	(0.00)					

	時価 (米ドル)	% Net Assets
その他資産 (負債控除後)	325,172,250	4.56
Net Assets	7,123,353,808	100.00

<補足情報>

フィデリティ・ファンズーUSドル・キャッシュ・ファンドの運用状況

■当ファンドの仕組みは次の通りです。

設定形態	ルクセンブルグ籍証券投資法人／米ドル建て
投資目的	主として米ドル建ての債券等に投資を行います。
決算日	4月30日

運用および純資産変動計算書

2023年4月30日に終了した年度

通貨	USD
投資収益	
受取配当金および受取利息	55,694,003
スワップ取引に係る受取利息	—
デリバティブ収益	—
純利益	55,694,003
費用	
運用報酬	2,319,489
管理費	1,821,034
国税	166,513
保管費用	133,881
販売手数料	—
成功報酬	—
その他費用	296,499
費用合計	4,737,416
スワップ取引に係る支払利息	—
デリバティブ費用	—
差金決済取引に係る財務費用	—
還付ブローカー費用	—
管理費用の払戻	—
払戻費用	—
費用還付	—
総費用	4,737,416
純投資収益(損失)	50,956,587
有価証券に係る実現純(損)益	(4,743,059)
外貨取引に係る実現純(損)益	(11,724)
差金決済取引に係る実現純(損)益	—
外国為替予約取引に係る実現純(損)益	(730,619)
オプション取引に係る実現純(損)益	—
先物取引に係る実現純(損)益	—
スワップ取引に係る実現純(損)益	—
有価証券に係る未実現評価(損)益の変動額	4,838,963
外貨取引に係る未実現評価(損)益の変動額	22
差金決済取引に係る未実現評価(損)益の変動額	—
外国為替予約取引に係る未実現評価(損)益の変動額	482,429
オプション取引に係る未実現評価(損)益の変動額	—
先物取引に係る未実現評価(損)益の変動額	—
スワップ取引に係る未実現評価(損)益の変動額	—
運用実績	50,792,599
受益者への分配金	—
設定解約	
当期設定額	1,144,398,460
当期解約額	(967,655,858)
調整勘定	(1,234,033)
設定解約に伴う増加(減少)額	175,508,569
純増加(減少)	226,301,168
純資産額	
期首	1,496,795,903
期末	1,723,097,071

投資資産明細表 2023年4月30日現在

国コード	株数または額面 通貨	時価 (米ドル) 価額	% Net Assets
------	---------------	----------------	-----------------

公認の証券取引所で取引される証券

金融	国コード	通貨	時価 (米ドル)	% Net Assets
----	------	----	----------	--------------

SG Issuer -0.80% 07/05/2024	LU	USD	34,724,694	34,965,357 2.03
				<u>34,965,357 2.03</u>

短期金融商品

Austria CP 4.85% 03/05/2023	AT	USD	59,528,047	59,487,562 3.45
Sweden CP 4.88% 05/05/2023	SE	USD	49,606,706	49,571,971 2.88
NAB VCD 0.44% 15/05/2023	AU	USD	39,685,364	39,690,158 2.30
Mitsu Finance CP 4.98% 17/05/2023	GB	USD	39,685,364	39,578,746 2.30
Royal Bank of Canada CD 0.46% 04/05/2023	CA	USD	29,764,023	29,754,648 1.73
Landeskreditbank CP 4.84% 03/05/2023	DE	USD	29,764,023	29,745,264 1.73
Mizuho London CD 5.50% 05/07/2023	GB	USD	29,764,023	29,471,033 1.71
Cooperative CD 0.48% 17/05/2023	NL	USD	19,842,682	19,845,091 1.15
Barclays CD 10.03% 02/05/2023	GB	USD	19,842,682	19,831,785 1.15
Standard Chartered SG CD 10.20% 02/05/2023	SG	USD	19,842,682	19,831,598 1.15
MUFG Bank CD 10.35% 02/05/2023	JP	USD	19,842,682	19,831,455 1.15
Mitsui Finance CP 4.93% 05/05/2023	GB	USD	19,842,682	19,831,455 1.15
SMBC Brussel BRH CD 6.52% 08/05/2023	BE	USD	19,842,682	19,814,564 1.14
Matchpoint Finance CP 4.86% 09/05/2023	IE	USD	19,842,682	19,812,142 1.15
Sumi Trust Bank CD 6.29% 09/05/2023	JP	USD	19,842,682	19,811,965 1.15
Robobank NL Bank LDN CD 5.13% 01/04/2023	GB	USD	19,842,682	19,753,874 1.15
Barclays CP 4.965% 01/06/2023	GB	USD	19,842,682	19,750,027 1.15
KBC Bank CD 5.44% 01/04/2023	BE	USD	19,842,682	19,748,514 1.15
La Banque Postale CP 4.90% 01/06/2023	FR	USD	19,842,682	19,748,416 1.15
ABN Amro Bank CD 5.50% 01/06/2023	NL	USD	19,842,682	19,747,440 1.15
KBC Bank CD 5.46% 09/04/2023	BE	USD	19,842,682	19,724,699 1.14
Mitsubishi UFJ Trust CD 5.44% 03/07/2023	JP	USD	19,842,682	19,655,063 1.14
Lloyds Bank (Ugta) CP 5.13% 04/07/2023	GB	USD	19,842,682	19,648,384 1.14
Mizuho London CD 5.57% 05/07/2023	GB	USD	19,842,682	19,644,669 1.14
JP Morgan Securities CP 5.15% 10/07/2023	US	USD	19,842,682	19,632,782 1.14
SMBC Brussel BRH CD 5.45% 12/07/2023	BE	USD	19,842,682	19,628,915 1.14
Sumi Trust Bank CD 5.52% 14/07/2023	JP	USD	19,842,682	19,620,016 1.14
Lloyds Bank CD 5.43% 24/07/2023	GB	USD	19,842,682	19,595,001 1.14
ABN Amro Bank CD 5.39% 01/08/2023	NL	USD	19,842,682	19,573,692 1.14
Banco Santander CP 5.3% 01/08/2023	ES	USD	19,842,682	19,570,593 1.14
Mizuho London CD 5.52% 01/08/2023	GB	USD	19,842,682	19,567,638 1.14
NatWest CD 5.40% 07/08/2023	GB	USD	19,842,682	19,556,035 1.13
ING Bank CP 5.43% 23/10/2023	NL	USD	19,842,682	19,530,070 1.12
KBC Bank CD 5.34% 28/07/2023	BE	USD	14,882,012	14,888,535 0.86
TD (London) CD 0.48% 11/05/2023	GB	USD	14,882,012	14,882,968 0.86
SMBC Sydney BRH CD 5.46% 26/07/2023	AU	USD	14,882,012	14,690,656 0.85
Credit Agricole CD 5.37% 01/08/2023	FR	USD	14,882,012	14,681,067 0.85
NatWest CP 5.45% 24/10/2023	GB	USD	14,882,012	14,499,187 0.84
Credit Agricole CD 5.38% 01/11/2023	FR	USD	14,882,012	14,486,790 0.84
Bred Banque CP 5.46% 26/10/2023	FR	USD	14,882,012	14,480,116 0.84
Lloyds Bank CD 5.54% 01/11/2023	GB	USD	14,882,012	14,475,843 0.84
Zurich Finance CP 4.85% 09/05/2023	IE	USD	12,401,676	12,382,328 0.72
Zurich Finance CP 5.13% 24/07/2023	IE	USD	11,905,609	11,754,013 0.68
Mitsubishi UFJ Trust VCD 0.75% 02/05/2023	JP	USD	10,913,475	10,913,960 0.63
Banco Santander CP 5.00% 08/05/2023	ES	USD	9,921,341	9,907,182 0.57
Banco Santander CP 5.14% 05/06/2023	ES	USD	9,921,341	9,867,447 0.57
Banco Santander CP 5.15% 06/06/2023	ES	USD	9,921,341	9,845,998 0.57
Swedbank CP 5.15% 30/04/2023	SE	USD	9,921,341	9,834,184 0.57
Banco Santander CP 5.30% 04/07/2023	ES	USD	9,921,341	9,821,906 0.57
MUFG Bank CD 5.48% 07/08/2023	JP	USD	9,921,341	9,776,127 0.57
ABN Amro Bank CD 5.49% 02/10/2023	NL	USD	9,921,341	9,695,465 0.56
Matchpoint Finance CP 4.85% 09/05/2023	IE	USD	7,441,006	7,432,553 0.43
				<u>1,037,569,345 60.22</u>

その他 1 0.00

投資資産合計 (取得価額 USD 1,067,327,411) 1,072,532,703 62.24

銀行預金

Swedbank TD 4.79% 02/05/2023	SE	USD	124,016,764	124,016,764 7.20
Hessen-Thüringen (Ugta) TD 4.80% 02/05/2023	DE	USD	124,016,764	124,016,764 7.20
DZ Bank TD 4.75% 02/05/2023	DE	USD	124,016,764	124,016,764 7.20
DNB Bank TD 4.75% 02/05/2023	NO	USD	124,016,764	124,016,764 7.20
Sumi Trust Bank TD 4.76% 02/05/2023	JP	USD	74,410,058	74,410,058 4.32
Bred Banque TD 4.82% 02/05/2023	FR	USD	65,480,851	65,480,851 3.80
				<u>635,957,965 36.91</u>

投資資産合計 (含む銀行預金) 1,708,490,668 99.15

外国為替先物取引

A-ACC Shares (GBP) (hedged)

Bought GBP Sold USD at 0.888503 09/05/2023	31,903,647	250,408 0.01
Bought USD Sold GBP at 1.251291 09/05/2023	32,154,054	121,996 0.01
Bought GBP Sold USD at 0.798679 07/06/2023	32,558,625	(121,443) (0.01)
		<u>250,961 0.01</u>

A-ACC Shares (PLN) (hedged)

Bought PLN Sold USD at 4.300779 09/05/2023	3,622,553	106,582 0.01
Bought USD Sold PLN at 2.40122 09/05/2023	5,849,718	18,707 0.00
Bought PLN Sold USD at 4.282552 09/05/2023	96,695	2,423 0.00
Bought PLN Sold USD at 4.225649 09/05/2023	169,678	1,941 0.00
Bought PLN Sold USD at 4.277688 09/05/2023	54,773	1,309 0.00
Bought PLN Sold USD at 4.193649 09/05/2023	224,578	849 0.00
Bought PLN Sold USD at 4.220547 09/05/2023	54,593	555 0.00
Bought PLN Sold USD at 4.161372 09/05/2023	137,094	(541) (0.00)
Bought PLN Sold USD at 4.174851 09/05/2023	1,115,569	(803) (0.00)
Bought PLN Sold USD at 4.137842 09/05/2023	263,354	(1,262) (0.00)
Bought PLN Sold USD at 4.171616 07/06/2023	5,860,702	(18,796) (0.00)
		<u>110,964 0.01</u>

その他資産 (負債控除後)

		14,244,478 0.82
		<u>1,723,097,071 100.00</u>

Net Assets