

ブラックロック・スタイル・アドバンテージ・ ポートフォリオ(円/年1回決算コース)

当ファンドの仕組みは次の通りです。

商品分類	追加型投信/内外/資産複合/特殊型(絶対収益追求型)	
信託期間	2027年8月4日まで(設定日:2017年8月4日)	
決算日	1月15日(ただし休業日の場合は翌営業日)	
運用方針	主として内外の株式、債券、通貨および派生商品等に投資し長期的に市場動向に左右されない絶対収益を追求する投資信託証券に投資し、信託財産の中長期的な成長を目標に運用を行います。	
主要投資対象	子投資信託	【ブラックロック・スタイル・アドバンテージ・ポートフォリオ(円/年1回決算コース)】 スタイル・アドバンテージ・マザー・ポートフォリオ(円)(以下「親投資信託」といいます。)受益証券を主要投資対象とします。
	親投資信託	【スタイル・アドバンテージ・マザー・ポートフォリオ(円)】 主として内外の株式、債券、通貨および派生商品等に投資し長期的に市場動向に左右されない絶対収益を追求する投資信託証券を主要投資対象とします。副次的な投資対象として、短期債券等に投資する投資信託証券にも投資を行います。
組入制限	<ul style="list-style-type: none"> ■投資信託証券および短期金融商品(短期運用の有価証券を含みます。)以外への直接投資は行いません。 ■投資信託証券への実質投資割合には制限を設けません。 ■外貨建資産への実質投資割合には制限を設けません。 	
分配方針	<p>年1回の毎決算時(原則として1月15日。休業日の場合は翌営業日。)に、原則として以下の方針に基づき、分配を行います。</p> <ul style="list-style-type: none"> ■経費控除後の繰越分を含めた利子・配当等収益および売買損益(繰越欠損補填後、評価損益を含みます。)等の全額を分配対象額の範囲として分配を行います。 ■分配金額は、委託会社が基準価額水準、市況動向等を勘案して決定します。 ■留保益の運用については特に制限を設けず、委託会社の判断に基づき、元本部分と同一の運用を行います。 <p>※基準価額水準、市況動向等によっては分配を行わないことがあります。将来の分配金の支払いおよびその金額について保証するものではありません。</p>	

第7期 運用報告書(全体版)

(決算日:2024年1月15日)

平素は格別のご愛顧を賜り厚く御礼申し上げます。

さて、当ファンドは上記の通り決算を行いましたので、期中の運用状況と収益分配金をご報告申し上げます。

今後とも引き続きお引き立て賜りますようお願い申し上げます。

ブラックロック・ジャパン株式会社

〒100-8217 東京都千代田区丸の内一丁目8番3号
丸の内トラストタワー本館

運用報告書に関するお問い合わせ先
電話番号:03-6703-4300
(受付時間 営業日の9:00~17:00)
ホームページアドレス
www.blackrock.com/jp/

CONTENTS

子投資信託(決算日:2024年1月15日)

「ブラックロック・スタイル・アドバンテージ・
ポートフォリオ(円/年1回決算コース)」

- ◇ 基準価額の推移
- ◇ 運用担当者コメント
- ◇ ファンド状況
- ◇ 資産状況

親投資信託(決算日:2024年1月15日)

「スタイル・アドバンテージ・マザー・ポートフォ
リオ(円)」

- ◇ 基準価額の推移
- ◇ 運用担当者コメント
- ◇ ファンド状況
- ◇ 運用内容
- ◇ 資産状況
- ◇ お知らせ

- ◇ 参考情報

◇基準価額の推移

■最近5期の運用実績

決 算 期	基 準 価 額			投資信託証券 組入比率	純 資 産
	(分 配 落)	税 込 分 配 金	期 中 騰 落 率		
3期(2020年1月15日)	円 8,658	円 0	% △ 3.5	% 100.0	百万円 12,865
4期(2021年1月15日)	6,644	0	△23.3	99.1	5,467
5期(2022年1月17日)	7,495	0	12.8	98.7	7,463
6期(2023年1月16日)	7,382	0	△ 1.5	99.4	7,559
7期(2024年1月15日)	8,252	0	11.8	99.1	9,536

(注1) 基準価額は1万口当り。

(注2) 当ファンドは親投資信託を組入れますので、「投資信託証券組入比率」は、実質組入比率を記載しています。

(注3) 純資産総額の単位未満は切捨て。

(注4) 当ファンドは、特定のベンチマークを設定しそれを上回る運用を目指したものではありません。したがって当ファンドはベンチマークを設定しておりません。

■当期中の基準価額と市況の推移

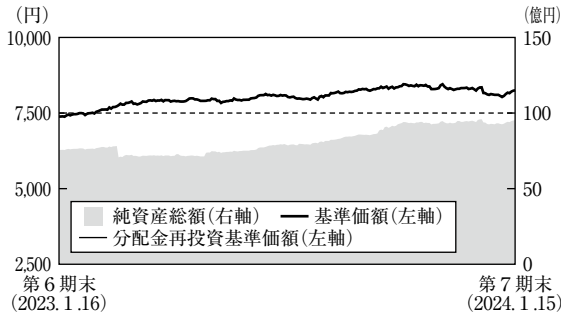
年 月 日	基 準 価 額	騰 落 率	
		投資信託証券 組入比率	証券 比率
(期 首) 2023年1月16日	円 7,382	% -	% 99.4
1月末	7,498	1.6	99.6
2月末	7,701	4.3	99.2
3月末	7,898	7.0	99.5
4月末	7,985	8.2	99.2
5月末	7,917	7.2	98.5
6月末	8,077	9.4	98.6
7月末	7,964	7.9	99.3
8月末	8,206	11.2	98.5
9月末	8,376	13.5	99.1
10月末	8,431	14.2	99.0
11月末	8,326	12.8	100.1
12月末	8,031	8.8	98.3
(期 末) 2024年1月15日	8,252	11.8	99.1

(注1) 基準価額は1万口当り。騰落率は期首比。

(注2) 当ファンドは親投資信託を組入れますので、「投資信託証券組入比率」は、実質組入比率を記載しています。

(注3) 当ファンドは、特定のベンチマークを設定しそれを上回る運用を目指したものではありません。したがって当ファンドはベンチマークを設定しておりません。

■当期中の基準価額等の推移について(第7期:2023年1月17日~2024年1月15日)



第7期首: 7,382円

第7期末: 8,252円(既払分配金0円)

騰落率: 11.8%(分配金再投資ベース)

*分配金再投資基準価額は、収益分配金(税込)を分配時に再投資したものとみなして計算したもので、ファンド運用の実質的なパフォーマンスを示すものです。

*分配金を再投資するかどうかについてはお客様がご利用のコースにより異なります。また、ファンドの購入価額により課税条件も異なります。従って、各個人のお客様の損益の状況を示すものではありません。

*分配金再投資基準価額は、前期末の基準価額に合わせて指数化しています。

◇運用担当者コメント

投資環境について

米地方銀行の経営破綻、景気後退懸念、地政学リスク等の懸念が高まる場面があった一方、欧米インフレーションの鈍化、堅調な米経済指標、A I 関連銘柄の上昇等が観測される場面もあり、全体としては不透明感が強い市場環境でした。こうした中で株式市場・債券市場・通貨市場ともに、ボラティリティ(変動性)の高い展開となり、スタイル・ファクターが注目する各銘柄・市場のファンダメンタルズへの注目が高まりました。株式市場においては金利上昇局面でバリューに着目したポジションが相対的に上昇した一方、債券市場及び通貨市場では金利魅力度格差(キャリー)に着目したポジションが上昇しました。

ポートフォリオについて

<当ファンド>

当期を通じて、スタイル・アドバンテージ・マザー・ポートフォリオ(円)(以下「マザーファンド」といいます。)への投資を通じて、主として内外の株式、債券、通貨および派生商品等に投資し長期的に市場動向に左右されない絶対収益を追求する主要投資対象ファンドである「BSF ブラックロック・システムティック・スタイル・ファクター・ファンド」(2023年8月1日に「BSF ブラックロック・スタイル・アドバンテージ・ファンド」より名称変更)を高位に、副次的投資対象ファンドである「ICS ブラックロック・ICS・USTレジャリー・ファンド」を低位に組み入れた運用を行いました。各投資対象ファンドにおける運用経過は以下のとおりです。

<BSF ブラックロック・システムティック・スタイル・ファクター・ファンド>

長期にわたり有効で、経済的合理性を有し、持続性があると判断するリターン源泉(スタイル・ファクター)に幅広く投資を行いました。

当期は、株式における割高・割安に着目したバリュー、債券市場及び通貨市場における金利差に着目したキャリー等がプラスに寄与した一方で、株式市場間及び債券市場間のトレンドに着目したモメンタム等がマイナスに寄与しました。

<ICS ブラックロック・ICS・USTレジャリー・ファンド>

主に、米国短中期国債、米国政府によって発行されるその他債務権および現先取引に投資することで、流動性と元本の安定性を確保しつつ、安定的なインカム水準を追求した運用を行いました。

基準価額の主な変動要因

当ファンドの基準価額の期中騰落率は+11.8%となりました。当期、スタイル・アドバンテージ・マザー・ポートフォリオ(円)が上昇したことが当ファンドの主なプラス要因となりました。

■組入ファンドの当期中間の騰落率

組入ファンド	騰落率
スタイル・アドバンテージ・マザー・ポートフォリオ(円)	12.7%

ベンチマークとの差異について

当ファンドは、特定のベンチマークに連動する運用、あるいはそれを上回る運用を目指すものではありません。したがって当ファンドはベンチマークおよび参考指数を設定していません。

分配金について

今期の収益分配につきましては、見送りとさせていただきます。留保益の運用につきましては、運用の基本方針に基づき運用を行います。

■分配原資の内訳(1万口当り)

項目	当期 2023年1月17日 ～2024年1月15日
当期分配金(税込み)	-円
対基準価額比率	-%
当期の収益	-円
当期の収益以外	-
翌期繰越分配対象額	0

- (注1) 「当期の収益」は「経費控除後の配当等収益」および「経費控除後の有価証券売買等損益」から分配に充当した金額です。
また、「当期の収益以外」は「収益調整金」および「分配準備積立金」から分配に充当した金額です。
- (注2) 円未満は切り捨てており、当期の収益と当期の収益以外の合計が当期分配金(税込み)に合致しない場合があります。
- (注3) 当期分配金の対基準価額比率は当期分配金(税込み)の期末基準価額(分配金込み)に対する比率で、ファンドの収益率とは異なります。

今後の運用方針について

<当ファンド>

引き続き、マザーファンドへの投資を通じて、主要投資対象ファンドである「BSF ブラックロック・システムティック・スタイル・ファクター・ファンド」を高位に、副次的投資対象ファンドである「ICS ブラックロック・ICS・USTレジャリー・ファンド」を低位に組入れる運用を行う方針です。各投資対象ファンドにおける今後の運用方針は以下のとおりです。

<BSF ブラックロック・システムティック・スタイル・ファクター・ファンド>

引き続き、リターンを生む明確な経済的根拠を有しており、中期的にプラスのリターンが見込まれるスタイル・ファクターに分散投資することで、リターン創出を追求する方針です。

<ICS ブラックロック・ICS・USTレジャリー・ファンド>

主に、米国短中期国債、米国政府によって発行されるその他債務権および現先取引に投資することで、流動性と元本の安定性を確保しつつ、安定的なインカム水準を追求した運用を行う方針です。

◇ファンド状況

■ 1万口当りの費用明細

項目	第7期		項目の概要
	(2023. 1. 17～2024. 1. 15)		
	金額	比率	
(a) 信託報酬	円 59	% 0.734	信託報酬＝期中の平均基準価額×信託報酬率 期中の平均基準価額は8,031円です。
(投信会社)	(4)	(0.055)	投信会社分は、委託した資金の運用の対価
(販売会社)	(53)	(0.658)	販売会社分は、交付運用報告書等各種書類の送付、口座内での各ファンドの管理、購入後の情報提供等の対価
(受託銀行)	(2)	(0.021)	受託銀行分は、運用財産の管理、投信会社からの指図の実行の対価
(b) 売買委託手数料	-	-	売買委託手数料＝期中の売買委託手数料／期中の平均受益権口数 売買委託手数料は、有価証券等の売買の際、売買仲介人に支払う手数料
(c) 有価証券取引税	-	-	有価証券取引税＝期中の有価証券取引税／期中の平均受益権口数 有価証券取引税は、有価証券の取引の都度発生する取引に関する税金
(d) その他費用	5	0.063	その他費用＝期中のその他費用／期中の平均受益権口数
(印刷費用・監査費用等)	(5)	(0.061)	目論見書および運用報告書の作成・印刷費用、監査法人等に支払うファンドの監査に係る費用等の諸費用
(その他)	(0)	(0.002)	信託事務の処理等に要するその他諸費用
合計	64	0.797	

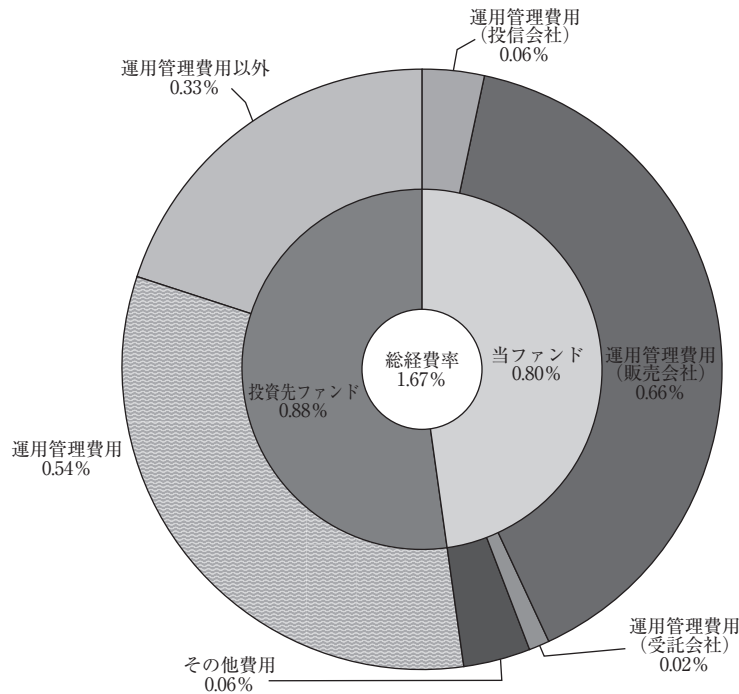
(注1) 期中の費用(消費税のかかるものは消費税を含む)は追加、解約によって受益権口数に変動があるため、項目の概要の簡便法により算出した結果です。なお、売買委託手数料、有価証券取引税およびその他費用は、このファンドが組入れているマザーファンドが支払った金額のうち、このファンドに対応するものを含みます。

(注2) 金額欄は各項目ごとに円未満は四捨五入してあります。

(注3) 比率欄は「1万口当りのそれぞれの費用金額」を期中の平均基準価額で除して100を乗じたものです。

(参考情報)

■総経費率



※当期中の運用・管理にかかった費用の総額を期中の平均受益権口数に期中の平均基準価額(1口当たり)を乗じた数で除した総経費率(年率)は1.67%です。

総経費率(①+②+③)	1.67%
①当ファンドの費用の比率	0.80%
②投資先ファンドの運用管理費用比率	0.54%
③投資先ファンドの運用管理費用以外の比率	0.33%

(注1) ①の費用は、1万口当たりの費用明細において用いた簡便法により算出したものです。

(注2) 各費用は、原則として、募集手数料、売買委託手数料及び有価証券取引税を含みません。

(注3) 各比率は、年率換算した値です。

(注4) 投資先ファンドとは、当ファンドが組入れている投資信託証券(マザーファンドを除く。)です。

(注5) ①の費用は、マザーファンドが支払った費用を含み、投資先ファンドが支払った費用を含みません。

(注6) ①の費用と②③の費用は、計上された期間が異なる場合があります。

(注7) 上記の前提条件で算出したものです。このため、これらの値はあくまでも参考であり、実際に発生した費用の比率と異なります。

■親投資信託受益証券の設定、解約状況(2023年1月17日から2024年1月15日まで)

	設 定		解 約	
	口 数	金 額	口 数	金 額
スタイル・アドバンテージ・マザー・ポートフォリオ(円)	千口 3,223,180	千円 2,754,260	千口 2,048,620	千円 1,686,598

(注) 単位未満は切捨て。

■親投資信託の株式売買金額の平均組入株式時価総額に対する割合(2023年1月17日から2024年1月15日まで)
当期における株式の売買はありません。

■利害関係人との取引状況(2023年1月17日から2024年1月15日まで)

上記期間における利害関係人との取引はありません。

(注) 利害関係人とは、投資信託及び投資法人に関する法律第11条第1項に規定される利害関係人です。

■組入資産の明細

親投資信託残高

銘 柄	期首(前期末)	当 期 末	
	口 数	口 数	評 価 額
スタイル・アドバンテージ・マザー・ポートフォリオ(円)	千口 9,840,343	千口 11,014,903	千円 9,570,849

(注1) 単位未満は切捨て。

(注2) 親投資信託の受益権総口数は11,014,903千口です。

◇資産状況

■投資信託財産の構成

2024年1月15日現在

項 目	当 期 末	
	評 価 額	比 率
スタイル・アドバンテージ・マザー・ポートフォリオ(円)	千円 9,570,849	% 100.0
コ ー ル ・ ロ ー ン 等 、 そ の 他	10	0.0
投 資 信 託 財 産 総 額	9,570,860	100.0

(注1) スタイル・アドバンテージ・マザー・ポートフォリオ(円)において、当期末における外貨建資産(89,682千円)の投資信託財産総額(9,571,123千円)に対する比率は、0.9%です。

(注2) 外貨建資産は、期末の時価をわが国の対顧客電信売買相場の仲値により邦貨換算したものです。換算レートは、1米・ドル=145.17円です。

(注3) 評価額の単位未満は切捨て。

■資産、負債、元本および基準価額の状況

2024年1月15日現在

項 目	当 期 末
(A) 資 産	9,570,860,882円
スタイル・アドバンテージ・マザー・ポートフォリオ(円)(評価額)	9,570,849,982
未 収 入 金	10,900
(B) 負 債	34,796,728
未 払 解 約 金	10,900
未 払 信 託 報 酬	32,553,158
そ の 他 未 払 費 用	2,232,670
(C) 純 資 産 総 額(A-B)	9,536,064,154
元 本	11,555,979,396
次 期 繰 越 損 益 金	△ 2,019,915,242
(D) 受 益 権 総 口 数	11,555,979,396口
1万口当り基準価額(C/D)	8,252円

<注記事項>

期首元本額	10,241,263,630円
期中追加設定元本額	3,382,775,645円
期中一部解約元本額	2,068,059,879円

■損益の状況

自2023年1月17日 至2024年1月15日

項 目	当 期
(A) 有 価 証 券 売 買 損 益	821,709,425円
売 買 益	911,417,743
売 買 損	△ 89,708,318
(B) 信 託 報 酬 等	△ 65,095,074
(C) 当 期 損 益 金(A+B)	756,614,351
(D) 前 期 繰 越 損 益 金	△1,025,632,028
(E) 追 加 信 託 差 損 益 金	△1,750,897,565
(売 買 損 益 相 当 額)	(△1,750,897,565)
(F) 合 計(C+D+E)	△2,019,915,242
次 期 繰 越 損 益 金(F)	△2,019,915,242
追 加 信 託 差 損 益 金	△1,750,897,565
(売 買 損 益 相 当 額)	(△1,750,897,565)
繰 越 損 益 金	△ 269,017,677

(注1) 損益の状況の中で有価証券売買損益は、期末の評価換えによるものを含みます。

(注2) 損益の状況の中の信託報酬等には、信託報酬に対する消費税等相当額を含めて表示しております。

(注3) 損益の状況の中で追加信託差損益金とは追加信託の際、追加代金と元本の差額をいいます。

■当期の分配金

当期の分配金は見送らせていただきました。

(注) 第7期計算期末における、費用控除後の配当等収益(0円)、費用控除及び繰越欠損金補填後の有価証券売買等損益(0円)、収益調整金(有価証券売買等損益相当額)(0円)、収益調整金(その他収益調整金)(0円)、分配準備積立金(0円)により、分配対象収益は0円となり、当期は分配ができませんでした。

運用報告書

－第7期－ 決算日 2024年 1月15日
 計算期間(2023年 1月17日～2024年 1月15日)

スタイル・アドバンテージ・マザー・ポートフォリオ(円)

当ファンドの仕組みは次の通りです。

決 算 日	1月15日(ただし休業日の場合は翌営業日)
運 用 方 針	主として内外の株式、債券、通貨および派生商品等に投資し長期的に市場動向に左右されない絶対収益を追求する投資信託証券に投資し、信託財産の中長期的な成長を目標に運用を行います。
主 要 投 資 対 象	主として内外の株式、債券、通貨および派生商品等に投資し長期的に市場動向に左右されない絶対収益を追求する投資信託証券を主要投資対象とします。副次的な投資対象として、短期債券等に投資する投資信託証券にも投資を行います。
組 入 制 限	<ul style="list-style-type: none"> ■投資信託証券および短期金融商品(短期運用の有価証券を含みます。)以外への直接投資は行いません。 ■投資信託証券への投資割合には制限を設けません。 ■外貨建資産への投資割合には制限を設けません。

◇基準価額の推移

■最近5期の運用実績

決算期	基準価額		投資信託証券 組入比率	純資産
	円	騰落率		
3期(2020年1月15日)	8,822	△ 2.7	99.5	12,926
4期(2021年1月15日)	6,829	△22.6	98.6	5,494
5期(2022年1月17日)	7,767	13.7	98.4	7,489
6期(2023年1月16日)	7,712	△ 0.7	99.0	7,588
7期(2024年1月15日)	8,689	12.7	98.8	9,570

(注1) 基準価額は1万口当り。

(注2) 純資産総額の単位未満は切捨て。

(注3) 当ファンドは、特定のベンチマークを設定しそれを上回る運用を目指したものではありません。したがって当ファンドはベンチマークを設定しておりません。

■当期中の基準価額と市況の推移

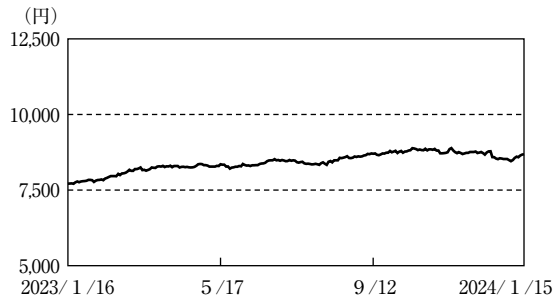
年月日	基準価額		投資信託証券 組入比率
	円	騰落率	
(期首) 2023年1月16日	7,712	-	99.0
1月末	7,836	1.6	99.6
2月末	8,053	4.4	99.1
3月末	8,264	7.2	99.3
4月末	8,361	8.4	99.0
5月末	8,296	7.6	98.2
6月末	8,468	9.8	98.3
7月末	8,356	8.4	99.3
8月末	8,615	11.7	98.4
9月末	8,799	14.1	98.9
10月末	8,863	14.9	98.8
11月末	8,758	13.6	99.8
12月末	8,454	9.6	97.9
(期末) 2024年1月15日	8,689	12.7	98.8

(注1) 基準価額は1万口当り。騰落率は期首比。

(注2) 当ファンドは、特定のベンチマークを設定しそれを上回る運用を目指したものではありません。したがって当ファンドはベンチマークを設定しておりません。

■基準価額の推移

(2023年1月16日～2024年1月15日)



◇運用担当者コメント

2～3頁をご参照ください。

◇ファンド状況

■1万口当りの費用明細

項 目	当 期
(a) 売買委託手数料	円 -
(b) 有価証券取引税	-
(c) その他費用 (その他)	0 (0)
合 計	0

(注1) 期中の費用(消費税等のかかるものは消費税等を含む)は、追加、解約により受益権口数に変動があるため、下記の簡便法により算出した結果です。

(a) 売買委託手数料=期中の売買委託手数料/期中の平均受益権口数

(b) 有価証券取引税=期中の有価証券取引税/期中の平均受益権口数

(c) その他費用=期中のその他費用/期中の平均受益権口数

(注2) 各項目ごとに円未満は四捨五入してあります。

◇運用内容

■売買及び取引の状況(2023年1月17日から2024年1月15日まで)
投資信託証券

		買 付		売 付	
		口 数	金 額	口 数	金 額
外 国	BSF ブラックロック・システムティック・スタイル・ファクター・ファンド(ルクセンブルグ)	千口 229	千円 2,165,593	千口 129	千円 1,164,665
	ICS ブラックロック・ICS・USTレジャリー・ファンド(アイルランド)	千口 0.51911	千米・ドル 58	千口 -	千米・ドル -

(注1) 金額は受渡し代金。

(注2) 単位未満は切捨て。ただし、単位未満の場合は小数で記載。

(注3) ()内は、発行国です。

■主要な売買銘柄(2023年1月17日から2024年1月15日まで)
投資信託証券

銘 柄	買 付		銘 柄	売 付	
	口 数	金 額		口 数	金 額
BSF ブラックロック・システムティック・スタイル・ファクター・ファンド(ルクセンブルグ)	千口 229	千円 2,165,593	BSF ブラックロック・システムティック・スタイル・ファクター・ファンド(ルクセンブルグ)	千口 129	千円 1,164,665
ICS ブラックロック・ICS・USTレジャリー・ファンド(アイルランド)	0.51911	8,671			

(注1) 金額は受渡し代金。

(注2) 単位未満は切捨て。ただし、単位未満の場合は小数で記載。

(注3) ()内は、発行国です。

■組入資産の明細

(1) ファンド・オブ・ファンズが組入れた邦貨建ファンドの明細

フ ァ ン ド 名	当 期 末		
	口 数	評 価 額	比 率
BSF ブラックロック・システムティック・スタイル・ファクター・ファンド	千口 973	百万円 9,361	% 97.8
合 計	973	9,361	97.8

(注1) 比率欄は、期末の純資産総額に対する評価額の比率です。

(注2) 口数、評価額の単位未満は切捨て。

(2) ファンド・オブ・ファンズが組入れた外貨建ファンドの明細

フ ァ ン ド 名	当 期 末			
	口 数	評 価 額		比 率
		外貨建金額	邦貨換算金額	
ICS ブラックロック・ICS・USTレジャリー・ファンド	千口 5	千米・ドル 617	百万円 89	% 0.9
合 計	5	617	89	0.9

(注1) 邦貨換算金額は、期末の時価をわが国の対顧客電信売買相場の仲値により、邦貨換算したものです。

(注2) 比率欄は、期末の純資産総額に対する評価額の比率です。

(注3) 口数、評価額の単位未満は切捨て。

◇資産状況

■投資信託財産の構成

2024年1月15日現在

項 目	当 期 末	
	評 価 額	比 率
	千円	%
投 資 証 券	9,450,990	98.7
コ ー ル ・ ロ ー ン 等 、 そ の 他	120,133	1.3
投 資 信 託 財 産 総 額	9,571,123	100.0

(注1) 当期末における外貨建資産(89,682千円)の投資信託財産総額(9,571,123千円)に対する比率は、0.9%です。

(注2) 外貨建資産は、期末の時価をわが国の対顧客電信売買相場の仲値により邦貨換算したものです。換算レートは、1米・ドル=145.17円です。

(注3) 評価額の単位未満は切捨て。

■資産、負債、元本および基準価額の状況

2024年1月15日現在

項 目	当 期 末
(A) 資 産	9,659,532,277円
コ ー ル ・ ロ ー ン 等	120,133,178
投 資 証 券(評価額)	9,450,990,271
未 収 入 金	88,408,828
(B) 負 債	89,148,890
未 払 金	89,137,990
未 払 解 約 金	10,900
(C) 純 資 産 総 額(A-B)	9,570,383,387
元 本	11,014,903,881
次 期 繰 越 損 益 金	△ 1,444,520,494
(D) 受 益 権 総 口 数	11,014,903,881口
1万口当り基準価額(C/D)	8,689円

<注記事項>

期首元本額	9,840,343,920円
期中追加設定元本額	3,223,180,305円
期中一部解約元本額	2,048,620,344円

期末における元本の内訳

ブラックロック・スタイル・アドバンテージ・ポートフォリオ(円/年1回決算コース)	11,014,903,881円
合計	11,014,903,881円

■損益の状況

自2023年1月17日 至2024年1月15日

項 目	当 期
(A) 有 価 証 券 売 買 損 益	914,391,023円
売 買 益	934,306,302
売 買 損	△ 19,915,279
(B) そ の 他 費 用	△ 144,637
(C) 当 期 損 益 金(A+B)	914,246,386
(D) 前 期 繰 越 損 益 金	△2,251,869,042
(E) 解 約 差 損 益 金	362,022,061
(F) 追 加 信 託 差 損 益 金	△ 468,919,899
(G) 合 計(C+D+E+F)	△1,444,520,494
次 期 繰 越 損 益 金(G)	△1,444,520,494

(注1) 損益の状況の中で有価証券売買損益は、期末の評価換えによるものを含みます。

(注2) 損益の状況の中で追加信託差損益金とは追加信託の際、追加代金と元本の差額をいいます。

(注3) 損益の状況の中で解約差損益金とは中途解約の際、解約代金と元本の差額をいいます。

◇お知らせ

スタイル・アドバンテージ・マザー・ポートフォリオ(円)

以下のとおりの投資信託約款の変更を行いました。

1. 投資対象ファンドの名称変更に伴い、投資対象とする外国投資証券の名称を変更しました。

(変更日 2023年8月1日)

<参考情報>

ブラックロック・ストラテジック・ファンズ
 ブラックロック・システムティック・スタイル・ファクター・ファンドの運用状況について
 (計算期間:2022年6月1日～2023年5月31日)

ブラックロック・ストラテジック・ファンズ ブラックロック・システムティック・スタイル・ファクター・ファンド(以下BSF ブラックロック・システムティック・スタイル・ファクター・ファンド)はスタイル・アドバンテージ・マザー・ポートフォリオ(円)が投資対象とする外国投資証券で、決算は年1回(毎年5月末日)です。よって入手可能な直前の計算期間(決算)である2023年5月31日現在の内容をご報告申し上げます。

投資対象ファンドの概要は以下の通りです。

BSF ブラックロック・システムティック・スタイル・ファクター・ファンド*	
形態	ルクセンブルグ籍(オープン・エンド型)会社型外国投資証券(円建て円ヘッジ)
投資目的および投資態度	当ファンドは、長期的に市場動向に左右されない絶対収益の追求を目指して運用を行います。当ファンドは機動的にエクスポージャーを調整することで様々なスタイルファクター戦略からプレミアムを獲得することを目指します。独自の定量化モデルを用いて銘柄の選定を行い投資目的の達成を目指します。またバリュエーション、モメンタム、キャリー、ディフェンシブといったファクターを活用し、幅広い投資資産に横断的に投資を行います。
設定日	2016年9月14日
存続期間	無期限
主な投資対象	世界の株式、株式関連証券、債券、債券関連証券、通貨、デリバティブ、ファンド、短期金融商品等の多様な資産に投資を行います。商品市場へのエクスポージャーを獲得する為にファンド、パフォーマンス・リンク債、上場投資信託、商品指数を原資産とするデリバティブ等を活用する場合があります。
主な投資制限	・同一発行体の譲渡性のある証券への投資は、原則としてファンドの純資産総額の10%以下とします。 ・純資産総額の5%を超えて投資しているすべての発行体について、ファンドが保有する譲渡性のある証券の総額は原則として純資産総額の40%を超えないものとします。
管理報酬	年0.55%
その他費用	管理業務会社、保管会社および名義書換事務代行会社への報酬等および事務諸費に要する費用についてはファンドから差し引かれます。
決算日	年1回(原則として5月末日)に決算を行います。
収益分配方針	原則として、分配を行いません。
申込手数料	ありません。
管理会社	ブラックロック(ルクセンブルグ)エス・エー
投資顧問会社	ブラックロック・インベストメント・マネジメント・エル・エル・シー
保管会社	ステート・ストリート・バンク・インターナショナル GmbH

*2023年8月1日付で、ファンド名称が「BSF ブラックロック・スタイル・アドバンテージ・ファンド」から変更となりました。

損益および純資産変動計算書 2022年6月1日から2023年5月31日までの期間

BSF ブラックロック・システムティック・
スタイル・ファクター・ファンド

米ドル

期首純資産	120,998,037
収益	
預金利息	131,245
債券利息、源泉徴収税控除後	2,507,309
差金決済契約に係る受取利息	266,920
スワップに係る受取利息および受取配当金	174,043
差金決済契約に係る受取配当金、源泉徴収税控除後	2,598,615
収益合計	5,678,132
費用	
差金決済契約に係る支払利息	448,269
スワップに係る支払利息および支払配当金	177,104
差金決済契約に係る支払配当金、源泉徴収税控除後	2,533,940
年間サービス費用	67,964
預託報酬	320,859
税金	14,539
販売報酬	6,254
ローン・コミットメント・フィー	862
投資運用報酬	491,122
費用合計	4,060,913
投資純利益	1,617,219
以下に係る実現純利益／(損失):	
投資有価証券	(72,631)
差金決済契約	3,230,937
先物取引	593,679
外貨および先渡為替予約	809,095
スワップ取引	427,298
当期実現純利益	4,988,378
以下に係る未実現評価益／(損)の純変動額:	
投資有価証券	23,982
差金決済契約	2,199,575
先物取引	2,921,860
外貨および先渡為替予約	(5,274,018)
スワップ取引	(1,963,630)
当期未実現評価益／(損)の純変動	(2,092,231)
運用成績による純資産の増加	4,513,366
資本の変動	
投資証券発行による正味受取額	31,205,502
投資証券買戻しによる正味支払額	(37,020,661)
資本の変動による純資産の減少	(5,815,159)
配当金宣言額	(59)
期末純資産	119,696,185

B S F ブラックロック・システムティック・スタイル・ファクター・ファンド

投資有価証券明細表 2023年5月31日現在

保有高	銘柄	時価 (米ドル)	純資産比率 (%)
公認の証券取引所に上場されているまたはその他の規制市場で取引されている譲渡可能な有価証券および短期金融商品債券			
	カナダ		
USD 4,000,000	Export Development Canada 2.625% 21/2/2024	3,924,365	3.28
		3,924,365	3.28
	国際機関(Supranational)		
USD 10,000,000	Council Of Europe Development Bank 2.50% 27/2/2024	9,794,500	8.18
USD 6,500,000	European Reconstruction Bank for & Development 0.25% 10/7/2023	6,466,005	5.40
USD 6,000,000	Inter-American Development Bank 3.00% 4/10/2023	5,947,721	4.97
USD 15,000,000	International Reconstruction Bank for & Development 3.00% 27/9/2023	14,877,332	12.43
		37,085,558	30.98
	米国		
USD 6,000,000	United States Treasury Bill 1/6/2023 (Zero Coupon)	6,000,000	5.01
USD 10,078,000	United States Treasury Bill 10/8/2023 (Zero Coupon)	9,999,569	8.35
USD 5,000,000	United States Treasury Bill 24/8/2023 (Zero Coupon)	4,940,541	4.13
USD 11,000,000	United States Treasury Bill 5/10/2023 (Zero Coupon)	10,828,910	9.05
USD 12,000,000	United States Treasury Bill 30/11/2023 (Zero Coupon)	11,717,824	9.79
USD 9,000,000	United States Treasury Bill 28/12/2023 (Zero Coupon)	8,769,840	7.33
USD 11,500,000	United States Treasury Bill 16/5/2024 (Zero Coupon)	10,946,674	9.15
		63,203,358	52.81
債券合計		104,213,281	87.07
公認の証券取引所に上場されているまたはその他の規制市場で取引されている譲渡可能な有価証券および短期金融商品合計		104,213,281	87.07
投資有価証券(時価)合計		104,213,281	87.07
その他の純資産		15,482,904	12.93
純資産合計(米ドル)		119,696,185	100.00

保有高	銘柄	取引相手	未実現純資産/（損） （米ドル）
金融デリバティブ商品			
差金決済契約			
オーストラリア			
(1,672)	ANZ Group Holdings Ltd	Bank of America Merrill Lynch	661
(1,764)	ANZ Group Holdings Ltd	Barclays Bank	994
(3,751)	ANZ Group Holdings Ltd	BNP Paribas	1,482
(1,564)	ANZ Group Holdings Ltd	Citibank	882
(6,054)	ANZ Group Holdings Ltd	Goldman Sachs	2,393
(1,452)	ANZ Group Holdings Ltd	HSBC	856
(691)	ANZ Group Holdings Ltd	JP Morgan	407
(8,739)	APA Group (Unit)	BNP Paribas	1,189
(5,688)	APA Group (Unit)	Goldman Sachs	774
402	Aristocrat Leisure Ltd	Barclays Bank	(321)
4,486	Aristocrat Leisure Ltd	BNP Paribas	(6,859)
7,473	Aristocrat Leisure Ltd	Goldman Sachs	(11,427)
(800)	ASX Ltd	Bank of America Merrill Lynch	684
(848)	ASX Ltd	Barclays Bank	478
(2,176)	ASX Ltd	BNP Paribas	1,861
(547)	ASX Ltd	Goldman Sachs	468
(223)	ASX Ltd	JP Morgan	332
(9,954)	Aurizon Holdings Ltd	Barclays Bank	(252)
(10,889)	Aurizon Holdings Ltd	BNP Paribas	(353)
(33,890)	Aurizon Holdings Ltd	Citibank	(657)
(15,767)	Aurizon Holdings Ltd	Goldman Sachs	(511)
(5,136)	Aurizon Holdings Ltd	JP Morgan	(233)
3,586	BlueScope Steel Ltd	Barclays Bank	(1,952)
1,705	BlueScope Steel Ltd	BNP Paribas	(1,060)
9,754	BlueScope Steel Ltd	Goldman Sachs	(6,067)
1,266	Brambles Ltd	Bank of America Merrill Lynch	(558)
1,128	Brambles Ltd	Barclays Bank	(541)
24,406	Brambles Ltd	BNP Paribas	(10,753)
1,057	Brambles Ltd	Goldman Sachs	(466)
1,310	Brambles Ltd	HSBC	(373)
1,200	Brambles Ltd	JP Morgan	(342)
344	Cochlear Ltd	Bank of America Merrill Lynch	(1,163)
1,810	Cochlear Ltd	Barclays Bank	(1,746)
752	Cochlear Ltd	BNP Paribas	(2,543)
279	Cochlear Ltd	Citibank	(282)
311	Cochlear Ltd	Goldman Sachs	(1,052)
189	Cochlear Ltd	HSBC	(60)
147	Cochlear Ltd	JP Morgan	(47)
379	Coles Group Ltd	Barclays Bank	(39)
6,717	Coles Group Ltd	BNP Paribas	(1,523)
9,112	Coles Group Ltd	Goldman Sachs	(2,066)
2,339	Coles Group Ltd	HSBC	(167)
(263)	Commonwealth Bank of Australia	Bank of America Merrill Lynch	293
(1,068)	Commonwealth Bank of Australia	Barclays Bank	1,428
(2,025)	Commonwealth Bank of Australia	BNP Paribas	2,257
(1,529)	Commonwealth Bank of Australia	Goldman Sachs	1,704
(161)	Commonwealth Bank of Australia	HSBC	35
(645)	Computershare Ltd	Bank of America Merrill Lynch	(226)
(4,036)	Computershare Ltd	Barclays Bank	(1,177)
(7,993)	Computershare Ltd	BNP Paribas	(2,796)
(2,845)	Computershare Ltd	Goldman Sachs	(995)
(8,684)	Computershare Ltd	HSBC	(2,082)

保有高	銘柄	取引相手	未実現純資産/（損） （米ドル）
オーストラリア(続き)			
(254)	CSL Ltd	Barclays Bank	140
(548)	CSL Ltd	BNP Paribas	504
(588)	CSL Ltd	Goldman Sachs	541
(262)	CSL Ltd	HSBC	(869)
(288)	CSL Ltd	JP Morgan	(955)
(1)	Deterra Royalties Ltd	Bank of America Merrill Lynch	-
(10,669)	Endeavour Group Ltd	Bank of America Merrill Lynch	1,244
(9,050)	Endeavour Group Ltd	Barclays Bank	762
(4,876)	Endeavour Group Ltd	BNP Paribas	569
(9,043)	Endeavour Group Ltd	Goldman Sachs	1,055
(12,344)	Endeavour Group Ltd	HSBC	1,919
(3,147)	Endeavour Group Ltd	JP Morgan	489
662	Fortescue Metals Group Ltd	Bank of America Merrill Lynch	(498)
2,105	Fortescue Metals Group Ltd	Barclays Bank	(1,827)
7,510	Fortescue Metals Group Ltd	BNP Paribas	(5,644)
1,350	Fortescue Metals Group Ltd	Goldman Sachs	(1,015)
1,003	Fortescue Metals Group Ltd	HSBC	(923)
1,031	IDP Education Ltd	BNP Paribas	(3,881)
296	IDP Education Ltd	Goldman Sachs	(1,114)
(1,249)	IGO Ltd	Bank of America Merrill Lynch	332
(3,831)	IGO Ltd	Barclays Bank	1,539
(11,678)	IGO Ltd	BNP Paribas	3,102
(3,910)	IGO Ltd	Citibank	1,571
(2,563)	IGO Ltd	HSBC	1,046
(2)	Iluka Resources Ltd	Bank of America Merrill Lynch	-
(59,131)	Insurance Australia Group Ltd	Barclays Bank	383
(28,904)	Insurance Australia Group Ltd	BNP Paribas	(5,618)
(6,286)	Insurance Australia Group Ltd	JP Morgan	(855)
2,182	James Hardie Industries Plc - CDI	Barclays Bank	156
3,080	James Hardie Industries Plc - CDI	BNP Paribas	7,783
2,132	James Hardie Industries Plc - CDI	Goldman Sachs	5,387
(6,691)	Lendlease Corp Ltd (Unit)	Bank of America Merrill Lynch	1,257
(2,678)	Lendlease Corp Ltd (Unit)	Barclays Bank	(35)
(4,876)	Lendlease Corp Ltd (Unit)	BNP Paribas	916
(8,961)	Lendlease Corp Ltd (Unit)	Goldman Sachs	1,684
(1,968)	Lendlease Corp Ltd (Unit)	HSBC	(140)
3,258	Lottery Corp Ltd	Bank of America Merrill Lynch	63
35,018	Lottery Corp Ltd	Barclays Bank	227
19,626	Lottery Corp Ltd	BNP Paribas	381
15,107	Lottery Corp Ltd	Citibank	98
10,438	Lottery Corp Ltd	Goldman Sachs	203
12,356	Lottery Corp Ltd	HSBC	160
170	Macquarie Group Ltd	Bank of America Merrill Lynch	(452)
250	Macquarie Group Ltd	Barclays Bank	(944)
317	Macquarie Group Ltd	BNP Paribas	(842)
270	Macquarie Group Ltd	Citibank	(1,020)
477	Macquarie Group Ltd	Goldman Sachs	(1,267)
176	Macquarie Group Ltd	HSBC	(315)
269	Macquarie Group Ltd	JP Morgan	(481)
(58,982)	Medibank Pvt Ltd	Goldman Sachs	(1,146)
(614)	Mineral Resources Ltd	Barclays Bank	1,571
(1,498)	Mineral Resources Ltd	BNP Paribas	2,873
(347)	Mineral Resources Ltd	HSBC	139
(1,140)	National Australia Bank Ltd	BNP Paribas	362

保有高	銘柄	取引相手	未実現純資産 / (損) (米ドル)
オーストラリア(続き)			
(993)	National Australia Bank Ltd	HSBC	184
(1,131)	Newcrest Mining Ltd	BNP Paribas	2,191
(135)	Newcrest Mining Ltd	HSBC	342
(7,037)	Orica Ltd	BNP Paribas	5,106
(8,514)	Pilbara Minerals Ltd	Bank of America Merrill Lynch	1,765
(5,403)	Pilbara Minerals Ltd	BNP Paribas	1,120
(11,888)	Pilbara Minerals Ltd	Goldman Sachs	2,465
(8,381)	Qantas Airways Ltd	Barclays Bank	(1,023)
(17,790)	Qantas Airways Ltd	Citibank	(2,217)
(1)	Ramsay Health Care Ltd	Bank of America Merrill Lynch	3
(1,483)	Ramsay Health Care Ltd	Barclays Bank	2,354
(3,467)	Ramsay Health Care Ltd	BNP Paribas	9,053
(1,974)	Ramsay Health Care Ltd	Goldman Sachs	5,154
(169)	Ramsay Health Care Ltd	HSBC	417
(204)	REA Group Ltd	Bank of America Merrill Lynch	(110)
(186)	REA Group Ltd	Barclays Bank	118
(1,565)	REA Group Ltd	BNP Paribas	(842)
(870)	REA Group Ltd	Goldman Sachs	(468)
(270)	REA Group Ltd	HSBC	430
(1,170)	Reece Ltd	Barclays Bank	76
(3,477)	Reece Ltd	BNP Paribas	(68)
(1,040)	Reece Ltd	Goldman Sachs	(20)
(3,532)	Reece Ltd	HSBC	160
1,212	Rio Tinto Ltd	Bank of America Merrill Lynch	(1,539)
536	Rio Tinto Ltd	Barclays Bank	(778)
1,447	Rio Tinto Ltd	BNP Paribas	(1,837)
590	Rio Tinto Ltd	Goldman Sachs	(749)
333	Rio Tinto Ltd	HSBC	(1,070)
1,163	Rio Tinto Ltd	JP Morgan	(3,737)
(16,593)	Santos Ltd	Barclays Bank	968
(7,677)	Santos Ltd	BNP Paribas	(597)
(16,205)	Santos Ltd	Goldman Sachs	(1,260)
(5,870)	SEEK Ltd	Barclays Bank	2,890
(868)	SEEK Ltd	Goldman Sachs	281
(2)	Sierra Rutile Holdings Ltd	Bank of America Merrill Lynch	-
1,288	Sonic Healthcare Ltd	Bank of America Merrill Lynch	(876)
818	Sonic Healthcare Ltd	Barclays Bank	(562)
3,756	Sonic Healthcare Ltd	BNP Paribas	(2,555)
3,861	Sonic Healthcare Ltd	Goldman Sachs	(2,627)
9	Sonic Healthcare Ltd	HSBC	(4)
16,084	South32 Ltd	Bank of America Merrill Lynch	(1,667)
44,583	South32 Ltd	Barclays Bank	(4,333)
44,920	South32 Ltd	BNP Paribas	(4,657)
1,099	South32 Ltd	Citibank	(107)
22,211	South32 Ltd	Goldman Sachs	(2,302)
612	South32 Ltd	JP Morgan	(127)
11,869	Suncorp Group Ltd	Barclays Bank	4,153
24,139	Telstra Group Ltd	Bank of America Merrill Lynch	156
39,157	Telstra Group Ltd	Barclays Bank	507
60,875	Telstra Group Ltd	BNP Paribas	394
38,545	Telstra Group Ltd	Citibank	448
28,149	Telstra Group Ltd	Goldman Sachs	182
22,990	Telstra Group Ltd	HSBC	447
32,214	Telstra Group Ltd	JP Morgan	687
(30,654)	Transurban Group (Unit)	Bank of America Merrill Lynch	1,788

保有高	銘柄	取引相手	未実現純資産 / (損) (米ドル)
オーストラリア(続き)			
(4,862)	Transurban Group (Unit)	Barclays Bank	(472)
(10,710)	Transurban Group (Unit)	BNP Paribas	625
(23,883)	Transurban Group (Unit)	Goldman Sachs	1,393
(2,071)	Transurban Group (Unit)	HSBC	(201)
(1,087)	Transurban Group (Unit)	JP Morgan	(106)
(6,358)	Treasury Wine Estates Ltd	Barclays Bank	6,715
(1,096)	Treasury Wine Estates Ltd	BNP Paribas	1,186
(2,252)	Treasury Wine Estates Ltd	Goldman Sachs	2,437
(3,354)	Treasury Wine Estates Ltd	JP Morgan	3,955
1,697	Wesfarmers Ltd	Bank of America Merrill Lynch	(4,574)
766	Wesfarmers Ltd	Barclays Bank	(1,578)
1,790	Wesfarmers Ltd	BNP Paribas	(4,824)
1,779	Wesfarmers Ltd	Goldman Sachs	(4,795)
366	Wesfarmers Ltd	HSBC	(908)
(7,230)	Westpac Banking Corp	Barclays Bank	1,780
(2,243)	Westpac Banking Corp	BNP Paribas	654
(1,794)	Westpac Banking Corp	Goldman Sachs	523
(908)	WiseTech Global Ltd	Bank of America Merrill Lynch	(2,135)
(2,044)	Woodside Energy Group Ltd	Bank of America Merrill Lynch	(503)
(3,000)	Woodside Energy Group Ltd	Barclays Bank	641
(560)	Woodside Energy Group Ltd	BNP Paribas	(138)
(1,663)	Woodside Energy Group Ltd	Goldman Sachs	(409)
(397)	Woodside Energy Group Ltd	HSBC	(64)
1,843	Woolworths Group Ltd	Barclays Bank	(752)
2,105	Woolworths Group Ltd	BNP Paribas	(1,759)
1,158	Woolworths Group Ltd	Goldman Sachs	(968)
379	Woolworths Group Ltd	HSBC	(270)
(672)	Xero Ltd	Barclays Bank	(196)
(545)	Xero Ltd	Goldman Sachs	(5,537)
(735)	Xero Ltd	HSBC	(8,015)
			(43,484)
オーストリア			
(539)	Erste Group Bank AG	BNP Paribas	339
(347)	Erste Group Bank AG	Goldman Sachs	219
56	OMV AG	Barclays Bank	(68)
2,356	OMV AG	BNP Paribas	(2,088)
603	OMV AG	Goldman Sachs	(535)
139	OMV AG	JP Morgan	(160)
(406)	Verbund AG	Bank of America Merrill Lynch	2,709
(1,249)	Verbund AG	Barclays Bank	5,068
(466)	Verbund AG	BNP Paribas	3,110
(800)	Verbund AG	Citibank	3,246
588	voestalpine AG	Barclays Bank	(1,130)
584	voestalpine AG	BNP Paribas	(935)
			9,775
ベルギー			
(527)	Ageas SA	BNP Paribas	1,773
(264)	Ageas SA	HSBC	837
160	Anheuser-Busch InBev SA	Bank of America Merrill Lynch	(1,027)
472	Anheuser-Busch InBev SA	Barclays Bank	(2,132)
3,438	Anheuser-Busch InBev SA	BNP Paribas	(22,062)
936	Anheuser-Busch InBev SA	Goldman Sachs	(6,006)
436	Anheuser-Busch InBev SA	HSBC	(3,962)
286	Anheuser-Busch InBev SA	JP Morgan	(2,599)
(85)	Argenx SE	Bank of America Merrill Lynch	672

保有高	銘柄	取引相手	未実現純資産/（損） （米ドル）
ベルギー(続き)			
(774)	Argenx SE	Barclays Bank	18,512
(201)	Argenx SE	BNP Paribas	1,588
(21)	Argenx SE	Citibank	502
(67)	Argenx SE	Goldman Sachs	529
(66)	Argenx SE	HSBC	(225)
(544)	D'ieteren Group	Barclays Bank	2,891
(453)	D'ieteren Group	BNP Paribas	2,418
(438)	D'ieteren Group	Citibank	2,065
(510)	D'ieteren Group	Goldman Sachs	2,723
(129)	D'ieteren Group	HSBC	1,088
276	Elia Group SA	HSBC	(3,448)
26	Groupe Bruxelles Lambert NV	Bank of America Merrill Lynch	(136)
939	Groupe Bruxelles Lambert NV	Barclays Bank	(4,692)
1,932	Groupe Bruxelles Lambert NV	BNP Paribas	(10,108)
386	Groupe Bruxelles Lambert NV	Goldman Sachs	(2,019)
23	Groupe Bruxelles Lambert NV	HSBC	(199)
(747)	KBC Group NV	Barclays Bank	(551)
(155)	KBC Group NV	Goldman Sachs	99
(386)	KBC Group NV	HSBC	1,195
97	Sofina SA	Citibank	(624)
68	Sofina SA	Goldman Sachs	(327)
1,486	Solvay SA	Bank of America Merrill Lynch	(12,455)
96	Solvay SA	JP Morgan	(1,143)
(136)	UCB SA	Bank of America Merrill Lynch	749
(912)	UCB SA	BNP Paribas	5,025
(108)	UCB SA	Citibank	701
(562)	UCB SA	Goldman Sachs	3,096
(156)	UCB SA	JP Morgan	403
(1,497)	Umicore SA	BNP Paribas	5,035
(308)	Umicore SA	Goldman Sachs	1,036
(369)	Umicore SA	HSBC	1,501
(343)	Warehouses De Pauw CVA (REIT)	Bank of America Merrill Lynch	125
(364)	Warehouses De Pauw CVA (REIT)	Goldman Sachs	(126)
			<u>(19,278)</u>
カナダ			
(768)	Agnico Eagle Mines Ltd	Bank of America Merrill Lynch	5,092
(1,120)	Agnico Eagle Mines Ltd	BNP Paribas	7,425
(383)	Agnico Eagle Mines Ltd	Citibank	550
(1,145)	Agnico Eagle Mines Ltd	Goldman Sachs	7,591
(574)	Agnico Eagle Mines Ltd	HSBC	4,724
(2,933)	Air Canada	Bank of America Merrill Lynch	(1,206)
(9,755)	Air Canada	BNP Paribas	(4,011)
(572)	Air Canada	Citibank	(101)
(15,880)	Algonquin Power & Utilities Corp	Bank of America Merrill Lynch	4,780
(9,833)	Algonquin Power & Utilities Corp	BNP Paribas	2,960
(1,024)	Algonquin Power & Utilities Corp	Goldman Sachs	308
(13,170)	Algonquin Power & Utilities Corp	HSBC	6,382
(4,022)	Algonquin Power & Utilities Corp	JP Morgan	1,949
4,532	AltaGas Ltd	Goldman Sachs	(965)
4,220	AltaGas Ltd	HSBC	(682)
1,701	ARC Resources Ltd	Bank of America Merrill Lynch	(1,087)
3,329	ARC Resources Ltd	BNP Paribas	(2,126)
6,659	ARC Resources Ltd	Goldman Sachs	(4,253)
5,410	ARC Resources Ltd	HSBC	(2,463)
3,587	ARC Resources Ltd	JP Morgan	(1,633)

保有高	銘柄	取引相手	未実現純資産/（損） （米ドル）
カナダ(続き)			
516	Bank of Montreal	Bank of America Merrill Lynch	(2,296)
3,618	Bank of Montreal	BNP Paribas	(16,097)
831	Bank of Montreal	Citibank	(2,160)
1,361	Bank of Montreal	Goldman Sachs	(6,055)
147	Bank of Montreal	HSBC	(442)
432	Bank of Montreal	JP Morgan	(1,300)
335	Bank of Nova Scotia	BNP Paribas	(209)
(848)	BCE Inc	Bank of America Merrill Lynch	1,494
(372)	BCE Inc	Citibank	355
(88)	BCE Inc	HSBC	173
(353)	BCE Inc	JP Morgan	695
(1,277)	Brookfield Asset Management Ltd 'A'	Bank of America Merrill Lynch	1,341
(2,264)	Brookfield Asset Management Ltd 'A'	BNP Paribas	2,377
(1,087)	Brookfield Asset Management Ltd 'A'	Goldman Sachs	1,141
(946)	Brookfield Asset Management Ltd 'A'	HSBC	1,966
441	Brookfield Corp	Citibank	(414)
(1,296)	Brookfield Renewable Corp 'A'	Bank of America Merrill Lynch	2,997
143	BRP Inc	Bank of America Merrill Lynch	(214)
406	BRP Inc	BNP Paribas	(608)
251	BRP Inc	JP Morgan	(391)
(2,135)	CAE Inc	Bank of America Merrill Lynch	1,082
(2,394)	CAE Inc	BNP Paribas	1,213
(1,153)	Cameco Corp	Bank of America Merrill Lynch	1,109
(3,910)	Cameco Corp	BNP Paribas	3,761
(427)	Cameco Corp	Citibank	139
(4,992)	Cameco Corp	Goldman Sachs	4,801
(610)	Cameco Corp	HSBC	412
(60)	Cameco Corp	JP Morgan	41
486	Canadian Apartment Properties (REIT)	BNP Paribas	(567)
1,111	Canadian Imperial Bank of Commerce	Citibank	(226)
3,112	Canadian Imperial Bank of Commerce	JP Morgan	2,582
280	Canadian National Railway Co	Bank of America Merrill Lynch	(1,984)
1,889	Canadian National Railway Co	BNP Paribas	(13,383)
812	Canadian National Railway Co	Citibank	(1,312)
894	Canadian National Railway Co	Goldman Sachs	(6,334)
527	Canadian National Railway Co	HSBC	(3,010)
299	Canadian National Railway Co	JP Morgan	(1,708)
(35)	Canadian Pacific Kansas City Ltd	Bank of America Merrill Lynch	200
(5,022)	Canadian Pacific Kansas City Ltd	BNP Paribas	9,833
(661)	Canadian Pacific Kansas City Ltd	Citibank	506
(2,033)	Canadian Pacific Kansas City Ltd	Goldman Sachs	11,642
(1,560)	Canadian Pacific Kansas City Ltd	HSBC	5,143
(333)	Canadian Pacific Kansas City Ltd	JP Morgan	1,098
(134)	Canadian Tire Corp Ltd 'A'	Bank of America Merrill Lynch	446
(587)	Canadian Tire Corp Ltd 'A'	BNP Paribas	1,952
(536)	Canadian Tire Corp Ltd 'A'	Goldman Sachs	1,783
(328)	Canadian Tire Corp Ltd 'A'	HSBC	2,692
(32)	Canadian Tire Corp Ltd 'A'	JP Morgan	263
2,596	Canadian Utilities Ltd 'A'	BNP Paribas	(5,146)
364	Canadian Utilities Ltd 'A'	Citibank	(120)
364	Canadian Utilities Ltd 'A'	Goldman Sachs	(722)
675	Canadian Utilities Ltd 'A'	HSBC	(1,388)
(89)	CCL Industries Inc 'B'	Bank of America Merrill Lynch	344
(2,464)	CCL Industries Inc 'B'	BNP Paribas	9,516
352	CGI Inc	Bank of America Merrill Lynch	57

保有高	銘柄	取引相手	未実現純利益/損 (米ドル)
	カナダ(続き)		
434	CGI Inc	BNP Paribas	70
447	CGI Inc	Citibank	614
741	CGI Inc	Goldman Sachs	120
160	CGI Inc	JP Morgan	464
194	Constellation Software Inc	Goldman Sachs	7,718
(155)	Descartes Systems Group Inc	Bank of America Merrill Lynch	(46)
(254)	Descartes Systems Group Inc	BNP Paribas	(75)
375	Dollarama Inc	Bank of America Merrill Lynch	(407)
597	Dollarama Inc	BNP Paribas	(649)
932	Dollarama Inc	Citibank	(178)
1,390	Dollarama Inc	Goldman Sachs	(1,510)
309	Dollarama Inc	JP Morgan	(265)
1,703	Element Fleet Management Corp	BNP Paribas	(606)
4,136	Element Fleet Management Corp	Citibank	(137)
782	Element Fleet Management Corp	HSBC	1,432
2,622	Element Fleet Management Corp	JP Morgan	4,803
555	Empire Co Ltd 'A'	Bank of America Merrill Lynch	(137)
805	Empire Co Ltd 'A'	BNP Paribas	(198)
1,686	Empire Co Ltd 'A'	Citibank	161
7,279	Empire Co Ltd 'A'	Goldman Sachs	(1,790)
746	Empire Co Ltd 'A'	HSBC	(200)
956	Enbridge Inc	BNP Paribas	(2,744)
2,442	Enbridge Inc	Citibank	(2,546)
786	Enbridge Inc	HSBC	(2,833)
(84)	Fairfax Financial Holdings Ltd	Goldman Sachs	(1,066)
(1,623)	First Quantum Minerals Ltd	Bank of America Merrill Lynch	4,576
(1,302)	First Quantum Minerals Ltd	BNP Paribas	3,671
(1,216)	First Quantum Minerals Ltd	Citibank	1,277
(1,083)	First Quantum Minerals Ltd	JP Morgan	5,622
114	FirstService Corp	Citibank	310
140	FirstService Corp	HSBC	605
79	FirstService Corp	JP Morgan	355
(2,289)	Fortis Inc	Goldman Sachs	7,781
183	Franco-Nevada Corp	Bank of America Merrill Lynch	(2,334)
2,503	Franco-Nevada Corp	BNP Paribas	(31,920)
763	Franco-Nevada Corp	Citibank	(526)
1,114	Franco-Nevada Corp	Goldman Sachs	(14,207)
676	Franco-Nevada Corp	HSBC	(8,993)
334	Franco-Nevada Corp	JP Morgan	(4,443)
270	George Weston Ltd	Bank of America Merrill Lynch	(1,794)
(5,690)	GFL Environmental Inc	Bank of America Merrill Lynch	2,799
(9,122)	GFL Environmental Inc	BNP Paribas	4,487
(609)	GFL Environmental Inc	Citibank	(32)
(5,571)	GFL Environmental Inc	HSBC	(4,581)
9,465	Great-West Lifeco Inc	BNP Paribas	2,224
139	Great-West Lifeco Inc	Goldman Sachs	33
8,436	Hydro One Ltd	BNP Paribas	(5,203)
12,476	Hydro One Ltd	Goldman Sachs	(7,694)
3,423	Hydro One Ltd	HSBC	(2,312)
2,383	iA Financial Corp Inc	Bank of America Merrill Lynch	752
224	iA Financial Corp Inc	Citibank	(120)
331	iA Financial Corp Inc	Goldman Sachs	105
402	iA Financial Corp Inc	HSBC	(428)
215	iA Financial Corp Inc	JP Morgan	(229)

保有高	銘柄	取引相手	未実現純利益/損 (米ドル)
	カナダ(続き)		
(5,748)	IGM Financial Inc	Bank of America Merrill Lynch	633
(258)	IGM Financial Inc	BNP Paribas	28
(1,305)	Intact Financial Corp	BNP Paribas	3,468
(70)	Intact Financial Corp	Citibank	237
(236)	Intact Financial Corp	Goldman Sachs	627
(241)	Intact Financial Corp	HSBC	517
(312)	Intact Financial Corp	JP Morgan	669
(1,956)	Ivanhoe Mines Ltd 'A'	Bank of America Merrill Lynch	1,594
(13,182)	Ivanhoe Mines Ltd 'A'	BNP Paribas	10,743
(886)	Ivanhoe Mines Ltd 'A'	Citibank	247
(22,662)	Ivanhoe Mines Ltd 'A'	Goldman Sachs	18,468
(3,778)	Ivanhoe Mines Ltd 'A'	HSBC	5,658
(3,153)	Keyera Corp	Bank of America Merrill Lynch	5,046
(6,808)	Keyera Corp	BNP Paribas	10,896
(1,680)	Keyera Corp	Citibank	530
(4,281)	Keyera Corp	Goldman Sachs	6,852
(1,388)	Keyera Corp	HSBC	774
13,121	Kinross Gold Corp	Bank of America Merrill Lynch	(8,959)
424	Loblaw Cos Ltd	Bank of America Merrill Lynch	(965)
391	Loblaw Cos Ltd	BNP Paribas	(890)
1,295	Loblaw Cos Ltd	Goldman Sachs	(2,947)
(1,444)	Lundin Mining Corp	Citibank	258
(194)	Magna International Inc	Bank of America Merrill Lynch	732
(253)	Magna International Inc	Citibank	749
(617)	Magna International Inc	Goldman Sachs	2,328
(769)	Magna International Inc	HSBC	3,467
18,902	Manulife Financial Corp	Bank of America Merrill Lynch	(10,131)
22,523	Manulife Financial Corp	BNP Paribas	(12,071)
3,957	Manulife Financial Corp	Citibank	(988)
7,227	Manulife Financial Corp	Goldman Sachs	(3,873)
789	Manulife Financial Corp	HSBC	(857)
994	Manulife Financial Corp	JP Morgan	(1,080)
(190)	Metro Inc	Bank of America Merrill Lynch	766
(1,304)	Metro Inc	Goldman Sachs	5,256
457	National Bank of Canada	Bank of America Merrill Lynch	(1,168)
1,522	National Bank of Canada	BNP Paribas	(3,889)
2,297	National Bank of Canada	Goldman Sachs	(5,869)
(6,017)	Northland Power Inc	BNP Paribas	1,988
(945)	Northland Power Inc	Goldman Sachs	312
(409)	Northland Power Inc	HSBC	790
(411)	Northland Power Inc	JP Morgan	794
(235)	Nutrien Ltd	BNP Paribas	1,859
(1,665)	Nutrien Ltd	Citibank	10,201
(182)	Nutrien Ltd	HSBC	1,764
(1,237)	Nuvei Corp	BNP Paribas	3,742
(326)	Nuvei Corp	JP Morgan	3,205
168	Onex Corp	Bank of America Merrill Lynch	274
1,822	Onex Corp	Goldman Sachs	2,970
758	Onex Corp	HSBC	768
(2,598)	Open Text Corp	Citibank	(2,442)
(10,841)	Pan American Silver Corp	Bank of America Merrill Lynch	16,476
(5,370)	Pan American Silver Corp	BNP Paribas	8,161
(6,591)	Pan American Silver Corp	Citibank	717
(2,823)	Parkland Corp	Bank of America Merrill Lynch	1,513

保有高	銘柄	取引相手	未実現純資産/損 (米ドル)	保有高	銘柄	取引相手	未実現純資産/損 (米ドル)
カナダ(続き)				カナダ(続き)			
(2,631)	Parkland Corp	BNP Paribas	1,410	91	TFI International Inc	Citibank	(222)
(2,282)	Parkland Corp	Citibank	3,066	110	TFI International Inc	Goldman Sachs	71
(2,063)	Parkland Corp	Goldman Sachs	1,106	98	TFI International Inc	JP Morgan	2,930
(481)	Parkland Corp	HSBC	74	(946)	Thomson Reuters Corp	BNP Paribas	(2,966)
1,100	Pembina Pipeline Corp	BNP Paribas	(1,833)	(973)	Thomson Reuters Corp	Goldman Sachs	(3,050)
524	Pembina Pipeline Corp	Citibank	(172)	(151)	TMX Group Ltd	Bank of America Merrill Lynch	(68)
6,583	Pembina Pipeline Corp	Goldman Sachs	(10,971)	(685)	TMX Group Ltd	BNP Paribas	(307)
417	Pembina Pipeline Corp	HSBC	(643)	(99)	TMX Group Ltd	Citibank	(92)
407	Pembina Pipeline Corp	JP Morgan	(742)	(564)	TMX Group Ltd	Goldman Sachs	(253)
977	Power Corp of Canada	Bank of America Merrill Lynch	(556)	(309)	TMX Group Ltd	JP Morgan	(1,121)
4,787	Power Corp of Canada	BNP Paribas	(2,724)	782	Toromont Industries Ltd	Bank of America Merrill Lynch	(230)
2,310	Power Corp of Canada	Citibank	(331)	634	Toromont Industries Ltd	BNP Paribas	(186)
4,803	Power Corp of Canada	Goldman Sachs	(2,733)	28	Toromont Industries Ltd	Goldman Sachs	(8)
2,396	Power Corp of Canada	HSBC	(976)	155	Toromont Industries Ltd	HSBC	183
2,321	Power Corp of Canada	JP Morgan	(946)	97	Toronto-Dominion Bank	BNP Paribas	(402)
(4,671)	Quebecor Inc 'B'	BNP Paribas	4,664	192	Toronto-Dominion Bank	HSBC	(713)
(1,307)	Quebecor Inc 'B'	Citibank	1,574	184	Toronto-Dominion Bank	JP Morgan	(684)
(2,499)	Quebecor Inc 'B'	Goldman Sachs	2,495	362	Tourmaline Oil Corp	BNP Paribas	(146)
(652)	Quebecor Inc 'B'	HSBC	584	71	Tourmaline Oil Corp	Citibank	(183)
(977)	RB Global Inc	Bank of America Merrill Lynch	(531)	992	Tourmaline Oil Corp	Goldman Sachs	(401)
(178)	RB Global Inc	BNP Paribas	(97)	263	West Fraser Timber Co Ltd	Goldman Sachs	(1,464)
(3,977)	RB Global Inc	Citibank	10,679	468	West Fraser Timber Co Ltd	HSBC	(2,869)
(688)	RB Global Inc	Goldman Sachs	(374)	(708)	Wheaton Precious Metals Corp	Bank of America Merrill Lynch	4,252
(538)	RB Global Inc	HSBC	1,572	(268)	Wheaton Precious Metals Corp	BNP Paribas	1,610
(245)	Restaurant Brands International Inc	Bank of America Merrill Lynch	34	(309)	Wheaton Precious Metals Corp	HSBC	2,071
(1,467)	Restaurant Brands International Inc	BNP Paribas	205	(333)	WSP Global Inc	Bank of America Merrill Lynch	1,046
(906)	Restaurant Brands International Inc	Goldman Sachs	126	(1,867)	WSP Global Inc	BNP Paribas	5,867
(317)	Restaurant Brands International Inc	HSBC	(293)	(663)	WSP Global Inc	Citibank	1,232
(182)	Restaurant Brands International Inc	JP Morgan	(168)	(84)	WSP Global Inc	Goldman Sachs	264
(2,200)	Rogers Communications Inc 'B'	Bank of America Merrill Lynch	9,724	(109)	WSP Global Inc	HSBC	587
(4,234)	Rogers Communications Inc 'B'	BNP Paribas	18,713	(170)	WSP Global Inc	JP Morgan	916
(6,047)	Rogers Communications Inc 'B'	Goldman Sachs	26,727				160,487
(3,219)	Rogers Communications Inc 'B'	HSBC	14,156	デンマーク			
612	Royal Bank of Canada	Bank of America Merrill Lynch	(3,707)	26	AP Moller - Maersk A/S 'B'	BNP Paribas	(1,528)
161	Royal Bank of Canada	BNP Paribas	(975)	451	Carlsberg AS 'B'	Bank of America Merrill Lynch	(5,496)
712	Royal Bank of Canada	Citibank	(1,678)	472	Carlsberg AS 'B'	Barclays Bank	(5,616)
2,994	Royal Bank of Canada	Goldman Sachs	(18,135)	120	Carlsberg AS 'B'	BNP Paribas	(1,462)
(2,999)	Saputo Inc	Bank of America Merrill Lynch	2,180	274	Carlsberg AS 'B'	Goldman Sachs	(3,339)
(128)	Shopify Inc 'A'	Bank of America Merrill Lynch	343	81	Carlsberg AS 'B'	HSBC	(842)
(2,032)	Shopify Inc 'A'	BNP Paribas	5,445	174	Carlsberg AS 'B'	JP Morgan	(1,809)
(559)	Shopify Inc 'A'	HSBC	2,770	(82)	Coloplast A/S 'B'	Bank of America Merrill Lynch	421
1,238	Sun Life Financial Inc	Bank of America Merrill Lynch	(614)	(1,337)	Coloplast A/S 'B'	Barclays Bank	2,341
3,393	Sun Life Financial Inc	BNP Paribas	(1,681)	(598)	Coloplast A/S 'B'	BNP Paribas	3,069
688	Sun Life Financial Inc	Citibank	(634)	(558)	Coloplast A/S 'B'	Citibank	206
5,305	Sun Life Financial Inc	Goldman Sachs	(2,629)	(265)	Coloplast A/S 'B'	Goldman Sachs	1,360
4,164	Sun Life Financial Inc	HSBC	1,238	(370)	Coloplast A/S 'B'	HSBC	5,655
144	Sun Life Financial Inc	JP Morgan	43	(17)	Coloplast A/S 'B'	JP Morgan	260
(4,010)	TC Energy Corp	Bank of America Merrill Lynch	8,950	992	Danske Bank A/S	Barclays Bank	(188)
(5,487)	TC Energy Corp	BNP Paribas	12,247	1,415	Danske Bank A/S	Citibank	(233)
(81)	TC Energy Corp	HSBC	187	(749)	Demant A/S	Bank of America Merrill Lynch	1,170
(14,771)	TELUS Corp	BNP Paribas	18,111	(1,587)	Demant A/S	Barclays Bank	5,529
(198)	TELUS Corp	Goldman Sachs	243	(1,641)	Demant A/S	BNP Paribas	2,564
(2,183)	TELUS Corp	HSBC	2,548	(342)	Demant A/S	Goldman Sachs	534
448	TFI International Inc	Bank of America Merrill Lynch	289	139	DSV A/S	Bank of America Merrill Lynch	648
212	TFI International Inc	BNP Paribas	137	515	DSV A/S	Barclays Bank	(148)

保有高	銘柄	取引相手	未実現純利益/損 (米ドル)
デンマーク(続き)			
548	DSV A/S	BNP Paribas	2,553
57	DSV A/S	Citibank	(16)
63	DSV A/S	Goldman Sachs	294
120	DSV A/S	HSBC	731
574	Genmab A/S	BNP Paribas	(12,426)
138	Genmab A/S	Goldman Sachs	(2,987)
754	Novo Nordisk A/S 'B'	Barclays Bank	(6,702)
1,263	Novo Nordisk A/S 'B'	BNP Paribas	(8,003)
105	Novo Nordisk A/S 'B'	Citibank	(58)
127	Novo Nordisk A/S 'B'	Goldman Sachs	(805)
409	Novo Nordisk A/S 'B'	HSBC	(1,654)
2,226	Novozymes A/S 'B'	BNP Paribas	(8,234)
(889)	Orsted AS	Barclays Bank	3,798
(900)	Orsted AS	BNP Paribas	6,219
(236)	Orsted AS	Citibank	1,008
(209)	Orsted AS	HSBC	282
1,391	Pandora A/S	BNP Paribas	(11,846)
345	Pandora A/S	Citibank	(1,376)
817	Pandora A/S	Goldman Sachs	(6,957)
(348)	ROCKWOOL A/S 'B'	Barclays Bank	5,463
(163)	ROCKWOOL A/S 'B'	BNP Paribas	1,881
(435)	Tryg A/S	Bank of America Merrill Lynch	97
(1,348)	Tryg A/S	Barclays Bank	386
(8,151)	Tryg A/S	BNP Paribas	1,811
(425)	Tryg A/S	Goldman Sachs	94
(1,869)	Tryg A/S	HSBC	(281)
(939)	Vestas Wind Systems	A/S Bank of America Merrill Lynch	1,014
(1,421)	Vestas Wind Systems A/S	Barclays Bank	1,901
(6,207)	Vestas Wind Systems A/S	BNP Paribas	6,701
(96)	Vestas Wind Systems A/S	Goldman Sachs	104
(551)	Vestas Wind Systems A/S	HSBC	(449)
			<u>(24,361)</u>
フィンランド			
570	Elisa Oyj	Bank of America Merrill Lynch	(2,045)
1,490	Elisa Oyj	Barclays Bank	(3,862)
1,665	Elisa Oyj	BNP Paribas	(5,973)
893	Elisa Oyj	Citibank	(1,865)
232	Elisa Oyj	Goldman Sachs	(832)
1,524	Elisa Oyj	HSBC	(5,858)
572	Elisa Oyj	JP Morgan	(2,199)
(3,662)	Fortum Oyj	Barclays Bank	2,307
(1,904)	Fortum Oyj	BNP Paribas	3,039
(4,759)	Fortum Oyj	Goldman Sachs	7,597
(872)	Kesko Oyj 'B'	Barclays Bank	(17)
(417)	Kone Oyj 'B'	Bank of America Merrill Lynch	1,496
(1,363)	Kone Oyj 'B'	Barclays Bank	3,435
(1,347)	Kone Oyj 'B'	BNP Paribas	4,832
(937)	Kone Oyj 'B'	Goldman Sachs	3,362
(734)	Kone Oyj 'B'	HSBC	3,997
(1,037)	Neste Oyj	BNP Paribas	3,344
(328)	Neste Oyj	Citibank	676
11,703	Nokia Oyj	Bank of America Merrill Lynch	300
1,152	Nokia Oyj	Barclays Bank	4
9,286	Nokia Oyj	BNP Paribas	238
404	Nokia Oyj	HSBC	16

保有高	銘柄	取引相手	未実現純利益/損 (米ドル)
フィンランド(続き)			
3,996	Nokia Oyj	JP Morgan	158
427	Orion Oyj 'B'	Barclays Bank	(752)
194	Orion Oyj 'B'	HSBC	(723)
(209)	Sampo Oyj 'A'	Bank of America Merrill Lynch	645
(904)	Sampo Oyj 'A'	Citibank	19
146	Stora Enso Oyj 'R'	Bank of America Merrill Lynch	12
2,065	Stora Enso Oyj 'R'	Barclays Bank	551
885	Stora Enso Oyj 'R'	Goldman Sachs	71
1,718	Stora Enso Oyj 'R'	HSBC	(495)
(671)	UPM-Kymmene Oyj	Bank of America Merrill Lynch	831
(3,761)	UPM-Kymmene Oyj	Barclays Bank	4,070
(4,962)	UPM-Kymmene Oyj	BNP Paribas	6,146
(1,538)	UPM-Kymmene Oyj	Citibank	1,708
(4,977)	UPM-Kymmene Oyj	Goldman Sachs	6,164
(1,343)	UPM-Kymmene Oyj	HSBC	3,226
(279)	UPM-Kymmene Oyj	JP Morgan	670
(4,374)	Wartsila Oyj Abp	BNP Paribas	2,475
			<u>36,768</u>
フランス			
(392)	Accor SA	Barclays Bank	615
(4,761)	Accor SA	Goldman Sachs	915
(306)	Accor SA	HSBC	278
(318)	Accor SA	JP Morgan	289
(1,203)	Aeroports de Paris	Barclays Bank	2,826
(1,306)	Air Liquide SA	Barclays Bank	7,921
(156)	Air Liquide SA	Goldman Sachs	630
(1,500)	Alstom SA	Bank of America Merrill Lynch	(64)
(2,236)	Alstom SA	Barclays Bank	4,083
(262)	Alstom SA	Goldman Sachs	(11)
(4,066)	Alstom SA	HSBC	(8,032)
286	Amundi SA	Bank of America Merrill Lynch	(2,764)
926	Amundi SA	Barclays Bank	(5,586)
288	Amundi SA	Goldman Sachs	(2,783)
725	Amundi SA	HSBC	(6,154)
769	Arkema SA	Bank of America Merrill Lynch	(4,056)
557	Arkema SA	Barclays Bank	(3,949)
104	Arkema SA	Citibank	(737)
1,001	Arkema SA	Goldman Sachs	(5,280)
1,457	Arkema SA	HSBC	(11,948)
125	Arkema SA	JP Morgan	(1,025)
(522)	AXA SA	Goldman Sachs	507
9	BioMerieux	Barclays Bank	(66)
336	BioMerieux	Goldman Sachs	(1,571)
461	BioMerieux	HSBC	(2,136)
1,271	BNP Paribas SA	Goldman Sachs	(5,741)
2,907	Bollre SE	Bank of America Merrill Lynch	(419)
5,537	Bollre SE	Barclays Bank	(473)
2,518	Bollre SE	Goldman Sachs	(363)
2,065	Bollre SE	HSBC	(265)
(1,305)	Bouygues SA	Bank of America Merrill Lynch	2,397
(3,451)	Bouygues SA	Barclays Bank	1,806
(3,805)	Bouygues SA	Citibank	1,991
(6,473)	Bouygues SA	Goldman Sachs	11,888
(4,525)	Bouygues SA	HSBC	9,905
1,971	Bureau Veritas SA	Bank of America Merrill Lynch	(1,515)

保有高	銘柄	取引相手	未実現純利益/損 (米ドル)	保有高	銘柄	取引相手	未実現純利益/損 (米ドル)
	フランス(続き)				フランス(続き)		
2,808	Bureau Veritas SA	Barclays Bank	(2,608)	(1,660)	Getlink SE	Goldman Sachs	1,604
357	Bureau Veritas SA	Citibank	(332)	(18,698)	Getlink SE	HSBC	14,974
4,303	Bureau Veritas SA	Goldman Sachs	(3,308)	(821)	Getlink SE	JP Morgan	657
3,072	Bureau Veritas SA	HSBC	(6,068)	31	Hermes International	Bank of America Merrill Lynch	(2,218)
449	Bureau Veritas SA	JP Morgan	(887)	175	Hermes International	Barclays Bank	(20,610)
92	Capgemini SE	Bank of America Merrill Lynch	192	16	Hermes International	Citibank	(1,884)
558	Carrefour SA	Barclays Bank	(115)	3	Hermes International	Goldman Sachs	(215)
1,666	Cie de Saint-Gobain	Bank of America Merrill Lynch	(3,344)	45	Hermes International	HSBC	(4,675)
1,842	Cie de Saint-Gobain	Barclays Bank	(4,817)	21	Hermes International	JP Morgan	(2,182)
1,618	Cie de Saint-Gobain	Citibank	(4,062)	887	Ipsen SA	HSBC	(3,599)
2,402	Cie de Saint-Gobain	Goldman Sachs	(4,822)	23	Kering SA	Bank of America Merrill Lynch	(1,308)
3,214	Cie de Saint-Gobain	HSBC	(892)	102	Kering SA	Barclays Bank	(4,776)
749	Cie de Saint-Gobain	JP Morgan	(208)	9	Kering SA	Citibank	(421)
(3,302)	Cie Generale des Etablissements Michelin SCA	Bank of America Merrill Lynch	8,814	136	Kering SA	Goldman Sachs	(7,733)
(4,627)	Cie Generale des Etablissements Michelin SCA	Barclays Bank	5,978	22	Kering SA	HSBC	(1,559)
(2,400)	Cie Generale des Etablissements Michelin SCA	Citibank	3,101	796	La Francaise des Jeux SAEM	Bank of America Merrill Lynch	(1,139)
(504)	Cie Generale des Etablissements Michelin SCA	Goldman Sachs	1,345	71	La Francaise des Jeux SAEM	Barclays Bank	(156)
(3,045)	Cie Generale des Etablissements Michelin SCA	HSBC	8,713	258	La Francaise des Jeux SAEM	Goldman Sachs	(369)
12,252	Credit Agricole SA	Barclays Bank	(15,568)	6,483	La Francaise des Jeux SAEM	HSBC	(10,106)
7,125	Credit Agricole SA	Goldman Sachs	(7,182)	351	La Francaise des Jeux SAEM	JP Morgan	(547)
1,817	Credit Agricole SA	HSBC	(784)	507	Legrand SA	Bank of America Merrill Lynch	1,321
246	Danone SA	Citibank	(58)	156	Legrand SA	Goldman Sachs	406
184	Danone SA	JP Morgan	(976)	321	Legrand SA	HSBC	1,097
946	Dassault Systemes SE	Barclays Bank	2,015	57	L'Oreal SA	Bank of America Merrill Lynch	(1,315)
1,831	Dassault Systemes SE	HSBC	10,411	202	L'Oreal SA	Barclays Bank	(4,130)
(466)	Edenred	Barclays Bank	50	24	L'Oreal SA	Citibank	(491)
(1,502)	Edenred	Citibank	160	95	L'Oreal SA	Goldman Sachs	(2,191)
486	Eiffage SA	Bank of America Merrill Lynch	(1,603)	58	L'Oreal SA	HSBC	(1,777)
1,104	Eiffage SA	Barclays Bank	(4,527)	62	L'Oreal SA	JP Morgan	(1,900)
77	Eiffage SA	Citibank	(316)	(13)	LVMH Moet Hennessy Louis Vuitton SE	Bank of America Merrill Lynch	922
1,816	Eiffage SA	Goldman Sachs	(5,992)	(103)	LVMH Moet Hennessy Louis Vuitton SE	Barclays Bank	6,984
386	Eiffage SA	HSBC	(2,325)	(71)	LVMH Moet Hennessy Louis Vuitton SE	Citibank	4,045
476	Eiffage SA	JP Morgan	(2,867)	(80)	LVMH Moet Hennessy Louis Vuitton SE	Goldman Sachs	5,672
1,975	Engie SA	Bank of America Merrill Lynch	(1,451)	(29)	LVMH Moet Hennessy Louis Vuitton SE	HSBC	2,161
806	Engie SA	Barclays Bank	(291)	18,378	Orange SA	Barclays Bank	(5,337)
9,393	Engie SA	Goldman Sachs	(6,900)	171	Pernod Ricard SA	Bank of America Merrill Lynch	(2,337)
501	Engie SA	HSBC	(309)	175	Pernod Ricard SA	Barclays Bank	(2,261)
(78)	EssilorLuxottica SA	Bank of America Merrill Lynch	1,259	1	Pernod Ricard SA	Citibank	(13)
(767)	EssilorLuxottica SA	Barclays Bank	8,310	356	Pernod Ricard SA	Goldman Sachs	(4,866)
(195)	EssilorLuxottica SA	Citibank	1,420	173	Pernod Ricard SA	HSBC	(2,882)
(422)	EssilorLuxottica SA	Goldman Sachs	6,813	871	Publicis Groupe SA	Barclays Bank	(2,213)
(129)	EssilorLuxottica SA	HSBC	2,036	1,135	Publicis Groupe SA	Goldman Sachs	461
(414)	EssilorLuxottica SA	JP Morgan	6,533	2,451	Publicis Groupe SA	HSBC	(1,361)
324	Eurazeo SE	Bank of America Merrill Lynch	(35)	(466)	Remy Cointreau SA	Barclays Bank	2,424
307	Eurazeo SE	Barclays Bank	34	(383)	Remy Cointreau SA	Citibank	2,974
346	Eurazeo SE	Citibank	659	(58)	Remy Cointreau SA	Goldman Sachs	864
4,252	Eurazeo SE	HSBC	(6,583)	(701)	Remy Cointreau SA	HSBC	14,745
(359)	Eurofins Scientific SE	Bank of America Merrill Lynch	(744)	(348)	Renault SA	Bank of America Merrill Lynch	609
(2,324)	Eurofins Scientific SE	Barclays Bank	(4,318)	(2,075)	Renault SA	Barclays Bank	2,738
(762)	Eurofins Scientific SE	Citibank	(1,416)	(536)	Renault SA	Citibank	1,073
(2,299)	Eurofins Scientific SE	Goldman Sachs	(4,762)	(2,826)	Renault SA	Goldman Sachs	4,949
(2,704)	Eurofins Scientific SE	HSBC	7,333	(1,026)	Renault SA	HSBC	1,008
(262)	Euronext NV	Bank of America Merrill Lynch	2,042	(492)	Sanofi	Barclays Bank	2,868
(1,827)	Euronext NV	Goldman Sachs	14,241	(386)	Sanofi	Citibank	2,250
(1,114)	Getlink SE	Barclays Bank	1,558	(1,679)	Sanofi	Goldman Sachs	8,677

保有高	銘柄	取引相手	未実現純資産/損 (米ドル)
フランス(続き)			
(461)	Sanofi	HSBC	2,668
(55)	Sartorius Stedim Biotech	Bank of America Merrill Lynch	29
(395)	Sartorius Stedim Biotech	Barclays Bank	195
(146)	Sartorius Stedim Biotech	Citibank	(75)
(344)	Sartorius Stedim Biotech	Goldman Sachs	184
(31)	Sartorius Stedim Biotech	HSBC	278
304	Schneider Electric SE	Bank of America Merrill Lynch	1,461
687	Schneider Electric SE	Barclays Bank	(1,819)
146	Schneider Electric SE	Citibank	(387)
1,152	Schneider Electric SE	Goldman Sachs	5,535
162	Schneider Electric SE	HSBC	720
203	Schneider Electric SE	JP Morgan	902
(83)	SEB SA	Bank of America Merrill Lynch	1,453
(789)	SEB SA	Barclays Bank	12,721
(125)	SEB SA	Citibank	2,015
(504)	SEB SA	Goldman Sachs	8,826
(335)	SEB SA	HSBC	5,401
127	Societe Generale SA	Barclays Bank	(221)
2,511	Societe Generale SA	Goldman Sachs	(1,475)
(388)	Sodexo SA	HSBC	(1,781)
2,596	STMicroelectronics NV	Barclays Bank	(1,946)
652	STMicroelectronics NV	Goldman Sachs	1,566
259	STMicroelectronics NV	HSBC	640
(162)	Teleperformance	Bank of America Merrill Lynch	3,632
(63)	Teleperformance	Barclays Bank	1,359
(60)	Teleperformance	Citibank	1,294
(37)	Teleperformance	HSBC	668
2,501	TotalEnergies SE	Barclays Bank	(8,652)
(545)	Valeo	Bank of America Merrill Lynch	38
(482)	Valeo	HSBC	(522)
415	Veolia Environnement SA	Barclays Bank	325
205	Vinci SA	Bank of America Merrill Lynch	(508)
195	Vinci SA	Barclays Bank	(708)
406	Vinci SA	Goldman Sachs	(1,006)
3,104	Vivendi SE	Barclays Bank	(3,666)
4,424	Vivendi SE	Citibank	(5,224)
761	Vivendi SE	JP Morgan	(1,170)
2,474	Wendel SE	Barclays Bank	(9,246)
(1,210)	Worldline SA	Barclays Bank	5,969
(90)	Worldline SA	Citibank	444
(2,176)	Worldline SA	HSBC	8,434
			(9,077)
ドイツ			
(159)	adidas AG	Bank of America Merrill Lynch	2,346
(543)	adidas AG	Barclays Bank	5,717
(432)	adidas AG	BNP Paribas	6,375
(636)	adidas AG	Citibank	4,684
(203)	adidas AG	Goldman Sachs	2,996
(288)	adidas AG	HSBC	5,332
172	Allianz SE Reg	Bank of America Merrill Lynch	(1,745)
50	Allianz SE Reg	Barclays Bank	(563)
495	Allianz SE Reg	BNP Paribas	(5,021)
255	Allianz SE Reg	Citibank	(2,872)
64	Allianz SE Reg	Goldman Sachs	(649)
129	Allianz SE Reg	JP Morgan	(2,197)

保有高	銘柄	取引相手	未実現純資産/損 (米ドル)
ドイツ(続き)			
(2,240)	Aroundtown SA	Bank of America Merrill Lynch	264
(31,389)	Aroundtown SA	Barclays Bank	835
(12,648)	Aroundtown SA	BNP Paribas	1,491
(17,752)	Aroundtown SA	Citibank	1,315
(6,499)	Aroundtown SA	Goldman Sachs	766
(1,936)	Aroundtown SA	HSBC	305
226	BASF SE	Bank of America Merrill Lynch	(706)
231	BASF SE	Barclays Bank	(613)
618	BASF SE	BNP Paribas	(1,930)
389	BASF SE	Citibank	(1,032)
(540)	Bayer AG Reg	Barclays Bank	589
(174)	Bayer AG Reg	BNP Paribas	108
(194)	Bayer AG Reg	Citibank	273
(717)	Bayer AG Reg	Goldman Sachs	444
(382)	Bayer AG Reg	HSBC	2,280
(188)	Bayerische Motoren Werke AG (Pref)	Bank of America Merrill Lynch	(301)
(1,166)	Bayerische Motoren Werke AG (Pref)	BNP Paribas	(1,867)
(143)	Bechtle AG	Bank of America Merrill Lynch	302
(236)	Bechtle AG	Barclays Bank	577
(1,354)	Bechtle AG	BNP Paribas	2,863
(921)	Bechtle AG	Citibank	955
(719)	Bechtle AG	Goldman Sachs	1,520
(249)	Bechtle AG	HSBC	1,500
272	Beiersdorf AG	Bank of America Merrill Lynch	(1,960)
692	Beiersdorf AG	Barclays Bank	(4,877)
436	Beiersdorf AG	BNP Paribas	(3,142)
56	Beiersdorf AG	Citibank	(395)
721	Beiersdorf AG	Goldman Sachs	(5,196)
380	Beiersdorf AG	HSBC	(2,597)
(183)	Brenntag SE	Bank of America Merrill Lynch	543
(577)	Brenntag SE	Goldman Sachs	1,713
(321)	Brenntag SE	HSBC	555
(399)	Carl Zeiss Meditec AG	Barclays Bank	1,125
(5,513)	Commerzbank AG	Bank of America Merrill Lynch	3,232
(5,137)	Commerzbank AG	BNP Paribas	3,011
(850)	Commerzbank AG	Citibank	430
(1,967)	Continental AG	BNP Paribas	8,569
(76)	Continental AG	Goldman Sachs	331
(346)	Covestro AG	Bank of America Merrill Lynch	1,082
(1,422)	Covestro AG	Barclays Bank	4,737
(2,875)	Covestro AG	BNP Paribas	8,994
(787)	Covestro AG	Citibank	2,622
(2,016)	Covestro AG	Goldman Sachs	6,307
(151)	Covestro AG	HSBC	571
(618)	Daimler Truck Holding AG	Bank of America Merrill Lynch	416
(377)	Daimler Truck Holding AG	Citibank	346
(1,690)	Daimler Truck Holding AG	Goldman Sachs	1,137
(375)	Delivery Hero SE	Bank of America Merrill Lynch	1,822
(403)	Delivery Hero SE	Barclays Bank	676
(1,620)	Delivery Hero SE	BNP Paribas	7,870
(184)	Delivery Hero SE	Goldman Sachs	894
2,231	Deutsche Bank AG Reg	BNP Paribas	(562)
258	Deutsche Bank AG Reg	Goldman Sachs	(65)
4,169	Deutsche Bank AG Reg	HSBC	(837)
531	Deutsche Bank AG Reg	JP Morgan	(107)

保有高	銘柄	取引相手	未実現純資産/損 (米ドル)
	ドイツ(続き)		
(386)	Deutsche Boerse AG	Barclays Bank	1,865
(56)	Deutsche Boerse AG	BNP Paribas	532
(69)	Deutsche Boerse AG	HSBC	900
(2,538)	Deutsche Lufthansa AG Reg	Barclays Bank	1,314
(4,204)	Deutsche Lufthansa AG Reg	BNP Paribas	(247)
(992)	Deutsche Lufthansa AG Reg	Goldman Sachs	(58)
791	Deutsche Post AG Reg	Bank of America Merrill Lynch	1,339
10,998	Deutsche Post AG Reg	BNP Paribas	18,613
5,579	Deutsche Post AG Reg	Goldman Sachs	9,442
1,093	Deutsche Post AG Reg	HSBC	502
2,013	E.ON SE	Bank of America Merrill Lynch	(1,537)
2,456	E.ON SE	Barclays Bank	73
13,628	E.ON SE	BNP Paribas	(10,404)
1,811	E.ON SE	Goldman Sachs	(1,383)
7,797	E.ON SE	HSBC	(6,286)
(1,311)	Evonik Industries AG	Goldman Sachs	1,120
(3,326)	Fresenius Medical Care AG & Co KGaA	Barclays Bank	9,837
(3,045)	Fresenius Medical Care AG & Co KGaA	BNP Paribas	12,290
(1,052)	Fresenius Medical Care AG & Co KGaA	Goldman Sachs	4,246
(355)	Fresenius Medical Care AG & Co KGaA	HSBC	986
(1,035)	Fresenius SE & Co KGaA	Barclays Bank	1,945
(4,068)	Fresenius SE & Co KGaA	BNP Paribas	9,295
(1,084)	Fresenius SE & Co KGaA	Citibank	2,037
(772)	Fresenius SE & Co KGaA	Goldman Sachs	1,764
5,516	GEA Group AG	BNP Paribas	(7,480)
307	GEA Group AG	Goldman Sachs	(416)
(201)	Hannover Rueck SE	Barclays Bank	(1,331)
(691)	Hannover Rueck SE	BNP Paribas	(8,337)
(108)	Hannover Rueck SE	Citibank	(715)
(381)	Hannover Rueck SE	Goldman Sachs	(4,597)
(114)	Hannover Rueck SE	HSBC	(1,442)
146	Heidelberg Materials AG	Bank of America Merrill Lynch	(253)
815	Heidelberg Materials AG	Barclays Bank	(3,028)
821	Heidelberg Materials AG	BNP Paribas	(1,420)
376	Heidelberg Materials AG	Citibank	(1,397)
719	Heidelberg Materials AG	Goldman Sachs	(1,244)
495	Heidelberg Materials AG	HSBC	(1,638)
143	Heidelberg Materials AG	JP Morgan	(473)
(448)	HelloFresh SE	Barclays Bank	(125)
(419)	HelloFresh SE	Citibank	(159)
331	Henkel AG & Co KGaA (Pref)	Barclays Bank	(1,039)
809	Henkel AG & Co KGaA (Pref)	BNP Paribas	(2,280)
637	Henkel AG & Co KGaA (Pref)	Goldman Sachs	(1,796)
292	Henkel AG & Co KGaA (Pref)	HSBC	131
1,332	Infineon Technologies AG	Barclays Bank	1,102
976	Infineon Technologies AG	BNP Paribas	1,636
1,739	Infineon Technologies AG	Citibank	(215)
(1,332)	LEG Immobilien SE	Bank of America Merrill Lynch	8,391
(779)	LEG Immobilien SE	Barclays Bank	3,194
(315)	LEG Immobilien SE	BNP Paribas	1,984
(625)	LEG Immobilien SE	Citibank	2,563
(715)	LEG Immobilien SE	Goldman Sachs	4,504
(667)	LEG Immobilien SE	HSBC	4,587
351	Mercedes-Benz Group AG	Bank of America Merrill Lynch	847
4,371	Mercedes-Benz Group AG	Barclays Bank	(5,321)

保有高	銘柄	取引相手	未実現純資産/損 (米ドル)
	ドイツ(続き)		
122	Mercedes-Benz Group AG	BNP Paribas	294
2	Mercedes-Benz Group AG	Citibank	(2)
432	Mercedes-Benz Group AG	Goldman Sachs	1,042
(327)	Merck KGaA	Bank of America Merrill Lynch	646
(13)	Merck KGaA	Barclays Bank	43
(680)	Merck KGaA	BNP Paribas	1,343
(127)	Merck KGaA	Citibank	420
(187)	Merck KGaA	Goldman Sachs	369
(219)	Merck KGaA	HSBC	(386)
(109)	MTU Aero Engines AG	Barclays Bank	1,443
(41)	MTU Aero Engines AG	HSBC	359
48	Muencheener Rueckversicherungs-Gesellschaft AG in Muenchen Reg	Bank of America Merrill Lynch	764
173	Muencheener Rueckversicherungs-Gesellschaft AG in Muenchen Reg	Barclays Bank	1,252
297	Muencheener Rueckversicherungs-Gesellschaft AG in Muenchen Reg	BNP Paribas	4,725
28	Muencheener Rueckversicherungs-Gesellschaft AG in Muenchen Reg	Citibank	300
179	Muencheener Rueckversicherungs-Gesellschaft AG in Muenchen Reg	Goldman Sachs	2,848
99	Muencheener Rueckversicherungs-Gesellschaft AG in Muenchen Reg	HSBC	1,047
27	Muencheener Rueckversicherungs-Gesellschaft AG in Muenchen Reg	JP Morgan	285
1,732	Nemetschek SE	BNP Paribas	9,062
(664)	Puma SE	Barclays Bank	231
(202)	Puma SE	BNP Paribas	1,408
(858)	Puma SE	Citibank	2,055
(995)	Puma SE	Goldman Sachs	6,938
(205)	Puma SE	JP Morgan	1,714
30	Rational AG	Bank of America Merrill Lynch	(160)
62	Rational AG	Barclays Bank	(232)
67	Rational AG	BNP Paribas	(358)
17	Rational AG	Citibank	(64)
8	Rational AG	Goldman Sachs	(43)
41	Rational AG	HSBC	(832)
59	Rational AG	JP Morgan	(1,197)
837	SAP SE	Bank of America Merrill Lynch	1,644
304	SAP SE	Barclays Bank	(493)
432	SAP SE	BNP Paribas	849
498	SAP SE	Goldman Sachs	978
(131)	Sartorius AG (Pref)	Bank of America Merrill Lynch	3,693
(147)	Sartorius AG (Pref)	Barclays Bank	1,758
(339)	Sartorius AG (Pref)	BNP Paribas	9,556
(28)	Sartorius AG (Pref)	Citibank	264
(100)	Sartorius AG (Pref)	Goldman Sachs	2,819
549	Scout24 SE	Bank of America Merrill Lynch	610
1,007	Scout24 SE	Barclays Bank	(194)
552	Scout24 SE	BNP Paribas	613
181	Scout24 SE	Citibank	(35)
689	Scout24 SE	Goldman Sachs	765
793	Scout24 SE	HSBC	1,880
225	Scout24 SE	JP Morgan	533
1,002	Siemens AG Reg	Barclays Bank	(1,851)
101	Siemens AG Reg	BNP Paribas	356
1,195	Siemens AG Reg	Citibank	(3,674)
204	Siemens AG Reg	HSBC	893
(3,662)	Siemens Energy AG	Barclays Bank	2,111
(8)	Siemens Energy AG	BNP Paribas	(6)
(193)	Siemens Healthineers AG	Barclays Bank	165
(4,267)	Siemens Healthineers AG	BNP Paribas	8,110

保有高	銘柄	取引相手	未実現純評価益/(損) (米ドル)
ドイツ(続き)			
(213)	Siemens Healthineers AG	Citibank	182
(436)	Siemens Healthineers AG	Goldman Sachs	829
(137)	Symrise AG	Barclays Bank	680
(390)	Symrise AG	BNP Paribas	3,061
(223)	Symrise AG	Goldman Sachs	1,750
(835)	Symrise AG	HSBC	7,712
(13)	Symrise AG	JP Morgan	120
(1,095)	Telefonica Deutschland Holding AG	Bank of America Merrill Lynch	531
(15,702)	Telefonica Deutschland Holding AG	Barclays Bank	2,180
(9,337)	Telefonica Deutschland Holding AG	BNP Paribas	4,526
(9,062)	Telefonica Deutschland Holding AG	Goldman Sachs	4,393
(4,169)	Vonovia SE	Barclays Bank	2,893
(8,659)	Vonovia SE	BNP Paribas	14,978
(2,918)	Vonovia SE	Goldman Sachs	5,047
(1,871)	Vonovia SE	HSBC	3,037
(1,451)	Zalando SE	Bank of America Merrill Lynch	7,189
(1,181)	Zalando SE	Goldman Sachs	5,851
			<u>235,621</u>
香港			
11,800	AIA Group Ltd	Barclays Bank	(7,305)
55,000	BOC Hong Kong Holdings Ltd	Bank of America Merrill Lynch	(9,829)
(40,200)	Budweiser Brewing Co APAC Ltd	Citibank	6,517
63,000	CK Asset Holdings Ltd	HSBC	(34,580)
9,000	CK Hutchison Holdings Ltd	Bank of America Merrill Lynch	(5,744)
8,500	CK Hutchison Holdings Ltd	Barclays Bank	(3,960)
12,000	CK Hutchison Holdings Ltd	BNP Paribas	(7,659)
12,500	CK Hutchison Holdings Ltd	Goldman Sachs	(7,978)
10,000	CK Hutchison Holdings Ltd	HSBC	(8,233)
(9,600)	ESR Group Ltd	Goldman Sachs	172
(6,000)	Galaxy Entertainment Group Ltd	BNP Paribas	2,604
(10,000)	Galaxy Entertainment Group Ltd	Citibank	4,531
(27,000)	Galaxy Entertainment Group Ltd	Goldman Sachs	11,718
(13,000)	Hang Lung Properties Ltd	Goldman Sachs	1,128
(1,700)	Hang Seng Bank Ltd	BNP Paribas	1,953
(1,300)	Hang Seng Bank Ltd	HSBC	1,726
84,000	Henderson Land Development Co Ltd	Goldman Sachs	(31,632)
(141,000)	HKT Trust & HKT Ltd (Unit)	Bank of America Merrill Lynch	3,600
(258,900)	Hong Kong & China Gas Co Ltd	Barclays Bank	10,906
(900)	Hong Kong Exchanges & Clearing Ltd	Goldman Sachs	3,079
(92,452)	MTR Corp Ltd	Barclays Bank	32,454
(5,000)	New World Development Co Ltd	Goldman Sachs	957
(28,800)	Sands China Ltd	Goldman Sachs	4,044
(1)	Sisram Medical Ltd	JP Morgan	-
4,000	SITC International Holdings Co Ltd	Citibank	122
35,500	Sun Hung Kai Properties Ltd	Bank of America Merrill Lynch	(24,470)
2,000	Sun Hung Kai Properties Ltd	Goldman Sachs	(1,379)
21,000	Swire Pacific Ltd 'A'	HSBC	(25,600)
(40,400)	Swire Properties Ltd	Bank of America Merrill Lynch	11,036
(2,500)	Techtronic Industries Co Ltd	Barclays Bank	2,058
(4,000)	Techtronic Industries Co Ltd	BNP Paribas	5,157
(4,000)	Techtronic Industries Co Ltd	Goldman Sachs	5,157
(33,000)	Wharf Real Estate Investment Co Ltd	Citibank	7,161
(15,000)	Xinyi Glass Holdings Ltd	BNP Paribas	3,332
(15,000)	Xinyi Glass Holdings Ltd	Goldman Sachs	3,332
(8,000)	Xinyi Glass Holdings Ltd	HSBC	2,390
			<u>(43,235)</u>

保有高	銘柄	取引相手	未実現純評価益/(損) (米ドル)
アイルランド			
(15,493)	AIB Group Plc	Bank of America Merrill Lynch	2,018
(9,013)	AIB Group Plc	Barclays Bank	1,463
(37,691)	AIB Group Plc	BNP Paribas	4,910
(2,762)	AIB Group Plc	Goldman Sachs	360
(4,578)	AIB Group Plc	HSBC	391
1,411	CRH Plc	Bank of America Merrill Lynch	(1,281)
3,388	CRH Plc	Barclays Bank	(5,897)
3,475	CRH Plc	BNP Paribas	(3,154)
1,369	CRH Plc	Citibank	(2,383)
2,599	CRH Plc	Goldman Sachs	(2,359)
1,209	CRH Plc	HSBC	(581)
883	CRH Plc	JP Morgan	(424)
(254)	Flutter Entertainment Plc	Barclays Bank	2,373
(86)	Flutter Entertainment Plc	BNP Paribas	225
(324)	Flutter Entertainment Plc	Goldman Sachs	848
(439)	Flutter Entertainment Plc	HSBC	(937)
102	Kerry Group Plc 'A'	Barclays Bank	(416)
(550)	Kingspan Group Plc	Bank of America Merrill Lynch	24
(1,689)	Kingspan Group Plc	Barclays Bank	3,174
(717)	Kingspan Group Plc	BNP Paribas	31
(292)	Kingspan Group Plc	Goldman Sachs	192
(434)	Kingspan Group Plc	HSBC	(454)
602	Smurfit Kappa Group Plc	Bank of America Merrill Lynch	(701)
579	Smurfit Kappa Group Plc	Barclays Bank	(785)
430	Smurfit Kappa Group Plc	BNP Paribas	(500)
132	Smurfit Kappa Group Plc	Goldman Sachs	(154)
385	Smurfit Kappa Group Plc	HSBC	(428)
			<u>(4,625)</u>
イスラエル			
1,911	Bank Hapoalim BM	Bank of America Merrill Lynch	(1,150)
3,348	Bank Hapoalim BM	Barclays Bank	(1,484)
3,844	Bank Hapoalim BM	Goldman Sachs	(2,313)
684	Bank Leumi Le-Israel BM	Barclays Bank	(343)
3,631	Bank Leumi Le-Israel BM	Goldman Sachs	(2,585)
14,920	Bezeq The Israeli Telecommunication Corp Ltd	Bank of America Merrill Lynch	(882)
31,467	Bezeq The Israeli Telecommunication Corp Ltd	Barclays Bank	(2,029)
23,582	Israel Discount Bank Ltd 'A'	Goldman Sachs	(5,765)
			<u>(16,551)</u>
イタリア			
(761)	Amplifon SpA	Barclays Bank	1,308
(4,414)	Amplifon SpA	BNP Paribas	15,977
(822)	Amplifon SpA	Goldman Sachs	2,975
(1,257)	Amplifon SpA	HSBC	4,711
641	Assicurazioni Generali SpA	Barclays Bank	(216)
484	Assicurazioni Generali SpA	Goldman Sachs	(587)
354	Assicurazioni Generali SpA	HSBC	(476)
(665)	CNH Industrial NV	Citibank	525
(2,098)	Davide Campari-Milano NV	Bank of America Merrill Lynch	101
(11,623)	Davide Campari-Milano NV	Barclays Bank	2,358
(5,393)	Davide Campari-Milano NV	BNP Paribas	259
(7,585)	Davide Campari-Milano NV	Citibank	1,539
(4,665)	Davide Campari-Milano NV	Goldman Sachs	224
(4,713)	Davide Campari-Milano NV	HSBC	428
(187)	DiaSorin SpA	Bank of America Merrill Lynch	1,464

保有高	銘柄	取引相手	未実現純資産/損 (米ドル)
	イタリア(続き)		
(508)	DiaSorin SpA	Barclays Bank	2,783
(278)	DiaSorin SpA	BNP Paribas	2,176
(94)	DiaSorin SpA	Citibank	515
(473)	DiaSorin SpA	Goldman Sachs	3,702
(189)	DiaSorin SpA	HSBC	874
(94)	DiaSorin SpA	JP Morgan	435
5,237	Enel SpA	Barclays Bank	(867)
23,942	Enel SpA	BNP Paribas	(3,426)
4,059	Enel SpA	Goldman Sachs	(581)
21,208	Eni SpA	BNP Paribas	(18,071)
220	Ferrari NV	BNP Paribas	(376)
73	Ferrari NV	Goldman Sachs	(125)
(931)	FinecoBank Banca Fineco SpA	Barclays Bank	(231)
(41,555)	Infrastrutture Wireless Italiane SpA	BNP Paribas	6,656
(5,641)	Intesa Sanpaolo SpA	Bank of America Merrill Lynch	1,506
(28,433)	Intesa Sanpaolo SpA	Citibank	5,176
16,761	Mediobanca Banca di Credito Finanziario SpA	Bank of America Merrill Lynch	9,467
3,168	Mediobanca Banca di Credito Finanziario SpA	Barclays Bank	254
2,623	Mediobanca Banca di Credito Finanziario SpA	BNP Paribas	1,482
5,612	Mediobanca Banca di Credito Finanziario SpA	Citibank	449
9,821	Mediobanca Banca di Credito Finanziario SpA	Goldman Sachs	5,547
4,468	Mediobanca Banca di Credito Finanziario SpA	HSBC	1,312
358	Moncler SpA	Bank of America Merrill Lynch	(864)
830	Moncler SpA	Barclays Bank	(1,205)
905	Moncler SpA	BNP Paribas	(2,184)
(3,900)	Nexi SpA	Bank of America Merrill Lynch	1,616
(13,763)	Nexi SpA	Barclays Bank	6,936
(17,234)	Nexi SpA	BNP Paribas	7,140
(4,856)	Nexi SpA	Goldman Sachs	2,012
(4,000)	Nexi SpA	HSBC	683
(1,426)	Nexi SpA	JP Morgan	244
790	Poste Italiane SpA	Bank of America Merrill Lynch	61
2,237	Poste Italiane SpA	Barclays Bank	(401)
13,173	Poste Italiane SpA	BNP Paribas	1,013
860	Poste Italiane SpA	Citibank	(154)
1,876	Poste Italiane SpA	Goldman Sachs	144
1,709	Poste Italiane SpA	HSBC	438
598	Prysmian SpA	Citibank	(57)
(627)	Recordati Industria Chimica e Farmaceutica SpA	Bank of America Merrill Lynch	3,140
(355)	Recordati Industria Chimica e Farmaceutica SpA	Barclays Bank	1,077
(299)	Recordati Industria Chimica e Farmaceutica SpA	BNP Paribas	1,497
(222)	Recordati Industria Chimica e Farmaceutica SpA	Goldman Sachs	1,112
13,175	Snam SpA	Bank of America Merrill Lynch	(2,968)
26,641	Snam SpA	Barclays Bank	(4,807)
14,469	Snam SpA	BNP Paribas	(3,260)
6,675	Snam SpA	Citibank	(1,205)
6,700	Snam SpA	Goldman Sachs	(1,509)
23,185	Snam SpA	HSBC	(4,184)
8,582	Snam SpA	JP Morgan	(1,549)
911	Stellantis NV	Bank of America Merrill Lynch	(533)
727	Stellantis NV	Barclays Bank	(782)
14,171	Stellantis NV	BNP Paribas	(8,292)
2,637	Stellantis NV	Goldman Sachs	(1,543)
1,082	Stellantis NV	HSBC	(585)
884	Stellantis NV	JP Morgan	(478)

保有高	銘柄	取引相手	未実現純資産/損 (米ドル)
	イタリア(続き)		
(7,228)	Tenaris SA	BNP Paribas	3,666
(706)	Tenaris SA	Citibank	290
(6,596)	Tenaris SA	Goldman Sachs	3,345
(8,626)	Terna - Rete Elettrica Nazionale	Barclays Bank	276
(1,651)	Terna - Rete Elettrica Nazionale	HSBC	138
587	UniCredit SpA	Barclays Bank	(595)
604	UniCredit SpA	BNP Paribas	(399)
562	UniCredit SpA	Citibank	(570)
			45,951
	日本		
(200)	Advantest Corp	Barclays Bank	(5,108)
(200)	Advantest Corp	Goldman Sachs	(8,233)
(4,400)	Aeon Co Ltd	Barclays Bank	4,285
(2,500)	Aeon Co Ltd	BNP Paribas	767
(1,900)	Aeon Co Ltd	Citibank	1,850
(600)	Aeon Co Ltd	Goldman Sachs	184
(1,000)	Aeon Co Ltd	HSBC	(146)
1,000	AGC Inc	BNP Paribas	571
(1,600)	Aisin Corp	Barclays Bank	(114)
(900)	Aisin Corp	BNP Paribas	(482)
(500)	Aisin Corp	Citibank	(36)
(700)	Aisin Corp	Goldman Sachs	(375)
(600)	Aisin Corp	HSBC	(342)
(500)	Aisin Corp	JP Morgan	(285)
700	Ajinomoto Co Inc	BNP Paribas	1,633
3,900	Ajinomoto Co Inc	Goldman Sachs	9,099
900	Ajinomoto Co Inc	HSBC	3,596
2,100	ANA Holdings Inc	Barclays Bank	(974)
1,800	ANA Holdings Inc	Citibank	(591)
1,300	ANA Holdings Inc	Goldman Sachs	417
400	Asahi Group Holdings Ltd	BNP Paribas	(360)
400	Asahi Group Holdings Ltd	Goldman Sachs	(360)
300	Asahi Group Holdings Ltd	JP Morgan	368
(1,700)	Asahi Intecc Co Ltd	Bank of America Merrill Lynch	(982)
(1,700)	Asahi Intecc Co Ltd	Barclays Bank	2,401
(500)	Asahi Intecc Co Ltd	Goldman Sachs	(289)
(1,500)	Asahi Kasei Corp	Bank of America Merrill Lynch	140
(3,000)	Asahi Kasei Corp	BNP Paribas	280
2,800	Astellas Pharma Inc	Bank of America Merrill Lynch	629
8,200	Astellas Pharma Inc	Barclays Bank	(5,938)
23,400	Astellas Pharma Inc	BNP Paribas	5,259
2,500	Astellas Pharma Inc	Citibank	(1,810)
7,300	Astellas Pharma Inc	Goldman Sachs	1,641
5,000	Astellas Pharma Inc	HSBC	4,941
2,200	Astellas Pharma Inc	JP Morgan	2,174
(800)	Azbil Corp	BNP Paribas	(57)
(500)	Azbil Corp	Citibank	214
(800)	Azbil Corp	Goldman Sachs	(57)
(400)	Azbil Corp	HSBC	(1,712)
(500)	Bandai Namco Holdings Inc	Bank of America Merrill Lynch	(36)
(600)	Bandai Namco Holdings Inc	Barclays Bank	552
(3,300)	Bandai Namco Holdings Inc	BNP Paribas	(235)
(1,500)	Bandai Namco Holdings Inc	Citibank	1,381
(4,200)	Bandai Namco Holdings Inc	Goldman Sachs	(300)
(1,400)	Bandai Namco Holdings Inc	HSBC	(1,698)

保有高	銘柄	取引相手	未実現純利益/損 (米ドル)
	日本(続き)		
600	Bridgestone Corp	Bank of America Merrill Lynch	184
5,300	Bridgestone Corp	Barclays Bank	(1,850)
5,400	Bridgestone Corp	BNP Paribas	1,657
300	Bridgestone Corp	Citibank	(232)
1,000	Bridgestone Corp	Goldman Sachs	307
400	Bridgestone Corp	HSBC	488
600	Bridgestone Corp	JP Morgan	732
(700)	Brother Industries Ltd	Barclays Bank	465
(1,000)	Canon Inc	Bank of America Merrill Lynch	(1,541)
(2,400)	Canon Inc	Barclays Bank	(342)
(5,000)	Canon Inc	BNP Paribas	(7,705)
(600)	Canon Inc	Citibank	(86)
(500)	Canon Inc	HSBC	(760)
(400)	Capcom Co Ltd	Barclays Bank	88
1,800	Central Japan Railway Co	Barclays Bank	(2,575)
400	Central Japan Railway Co	BNP Paribas	(271)
600	Central Japan Railway Co	Citibank	(828)
500	Central Japan Railway Co	JP Morgan	801
(16,500)	Chiba Bank Ltd	Goldman Sachs	3,649
7,900	Chugai Pharmaceutical Co Ltd	Barclays Bank	3,044
1,700	Chugai Pharmaceutical Co Ltd	BNP Paribas	1,722
400	Chugai Pharmaceutical Co Ltd	Goldman Sachs	405
(2,600)	Concordia Financial Group Ltd	Barclays Bank	(56)
(3,600)	Concordia Financial Group Ltd	BNP Paribas	(411)
(3,300)	CyberAgent Inc	Bank of America Merrill Lynch	4,050
(4,100)	CyberAgent Inc	Barclays Bank	3,422
(9,900)	CyberAgent Inc	BNP Paribas	12,149
(3,600)	CyberAgent Inc	Citibank	3,005
(5,600)	CyberAgent Inc	Goldman Sachs	6,872
(4,000)	CyberAgent Inc	HSBC	4,167
(1,300)	Dai Nippon Printing Co Ltd	Barclays Bank	927
(800)	Dai Nippon Printing Co Ltd	BNP Paribas	(342)
(1,800)	Dai Nippon Printing Co Ltd	Citibank	1,284
(1,800)	Dai Nippon Printing Co Ltd	Goldman Sachs	(771)
(400)	Dai Nippon Printing Co Ltd	JP Morgan	(200)
(900)	Daïichi Sankyo Co Ltd	Barclays Bank	2,151
(1,100)	Daïichi Sankyo Co Ltd	BNP Paribas	1,067
(800)	Daïichi Sankyo Co Ltd	Goldman Sachs	776
(400)	Daikin Industries Ltd	Barclays Bank	3,221
(300)	Daikin Industries Ltd	BNP Paribas	(589)
(100)	Daikin Industries Ltd	Citibank	942
(400)	Daikin Industries Ltd	Goldman Sachs	(785)
(200)	Daito Trust Construction Co Ltd	Bank of America Merrill Lynch	214
(100)	Daito Trust Construction Co Ltd	Barclays Bank	350
(200)	Daito Trust Construction Co Ltd	BNP Paribas	214
(600)	Daito Trust Construction Co Ltd	Goldman Sachs	642
(200)	Daito Trust Construction Co Ltd	HSBC	(385)
(100)	Daito Trust Construction Co Ltd	JP Morgan	(193)
2,700	Daiwa House Industry Co Ltd	Bank of America Merrill Lynch	1,984
8,200	Daiwa House Industry Co Ltd	Barclays Bank	3,159
6,800	Daiwa House Industry Co Ltd	BNP Paribas	4,997
1,600	Daiwa House Industry Co Ltd	Citibank	616
2,700	Daiwa House Industry Co Ltd	Goldman Sachs	1,984
4,900	Daiwa Securities Group Inc	BNP Paribas	(35)
(300)	Denso Corp	Bank of America Merrill Lynch	(745)

保有高	銘柄	取引相手	未実現純利益/損 (米ドル)
	日本(続き)		
(800)	Denso Corp	Barclays Bank	257
(400)	Denso Corp	BNP Paribas	(993)
(700)	Denso Corp	Goldman Sachs	(1,738)
400	Dentsu Group Inc	Bank of America Merrill Lynch	(1,370)
3,800	Dentsu Group Inc	BNP Paribas	(13,013)
1,100	Dentsu Group Inc	Goldman Sachs	(3,767)
300	Dentsu Group Inc	HSBC	(771)
300	Dentsu Group Inc	JP Morgan	(771)
(300)	Disco Corp	Bank of America Merrill Lynch	(6,592)
(600)	Disco Corp	BNP Paribas	(13,184)
(2,800)	East Japan Railway Co	Goldman Sachs	8,310
(700)	Eisai Co Ltd	Barclays Bank	(2,113)
(1,100)	Eisai Co Ltd	BNP Paribas	(5,289)
(200)	Eisai Co Ltd	Citibank	(604)
(300)	Eisai Co Ltd	Goldman Sachs	(1,443)
(200)	Eisai Co Ltd	HSBC	(1,016)
14,700	ENEOS Holdings Inc	Barclays Bank	(1,038)
(500)	FANUC Corp	Barclays Bank	(78)
(2,100)	FANUC Corp	BNP Paribas	(3,146)
(2,200)	FANUC Corp	Goldman Sachs	(3,296)
(3,300)	FANUC Corp	HSBC	(5,062)
(700)	FANUC Corp	JP Morgan	(1,074)
(100)	Fast Retailing Co Ltd	BNP Paribas	(521)
(100)	Fast Retailing Co Ltd	Citibank	992
1,000	Fuji Electric Co Ltd	Bank of America Merrill Lynch	785
7,500	Fuji Electric Co Ltd	Barclays Bank	(16,052)
300	Fuji Electric Co Ltd	Goldman Sachs	235
300	Fuji Electric Co Ltd	HSBC	920
700	FUJIFILM Holdings Corp	Bank of America Merrill Lynch	3,766
1,900	FUJIFILM Holdings Corp	Barclays Bank	3,240
2,600	FUJIFILM Holdings Corp	BNP Paribas	13,986
1,900	FUJIFILM Holdings Corp	Goldman Sachs	10,221
700	FUJIFILM Holdings Corp	JP Morgan	6,657
(200)	Fujitsu Ltd	BNP Paribas	721
(1,600)	GMO Payment Gateway Inc	Bank of America Merrill Lynch	3,310
(100)	GMO Payment Gateway Inc	Barclays Bank	207
6,900	Hakuhodo DY Holdings Inc	Barclays Bank	(5,218)
2,400	Hakuhodo DY Holdings Inc	Citibank	(1,815)
1,000	Hakuhodo DY Holdings Inc	Goldman Sachs	(706)
1,300	Hamamatsu Photonics KK	Bank of America Merrill Lynch	(371)
300	Hamamatsu Photonics KK	Barclays Bank	(428)
1,400	Hamamatsu Photonics KK	BNP Paribas	(400)
700	Hamamatsu Photonics KK	Goldman Sachs	(200)
800	Hamamatsu Photonics KK	HSBC	(1,655)
600	Hamamatsu Photonics KK	JP Morgan	(1,241)
800	Hankyu Hanshin Holdings Inc	Barclays Bank	(828)
2,100	Hankyu Hanshin Holdings Inc	BNP Paribas	(225)
600	Hankyu Hanshin Holdings Inc	Goldman Sachs	(64)
(100)	Hikari Tsushin Inc	Bank of America Merrill Lynch	(899)
(500)	Hikari Tsushin Inc	Barclays Bank	428
(100)	Hikari Tsushin Inc	BNP Paribas	(899)
(100)	Hirose Electric Co Ltd	BNP Paribas	(228)
1,300	Hitachi Ltd	Bank of America Merrill Lynch	705
2,900	Hitachi Ltd	Barclays Bank	(3,950)
1,400	Hitachi Ltd	BNP Paribas	759

保有高	銘柄	取引相手	未実現純利益/損 (米ドル)
	日本(続き)		
1,300	Hitachi Ltd	Citibank	(851)
1,200	Hitachi Ltd	Goldman Sachs	651
700	Hitachi Ltd	HSBC	1,169
200	Hitachi Ltd	JP Morgan	334
1,700	Honda Motor Co Ltd	Bank of America Merrill Lynch	3,105
1,600	Honda Motor Co Ltd	Barclays Bank	491
1,800	Honda Motor Co Ltd	Citibank	(46)
4,100	Honda Motor Co Ltd	Goldman Sachs	7,488
1,400	Hoya Corp	Bank of America Merrill Lynch	21,625
100	Hoya Corp	Barclays Bank	938
200	Hoya Corp	BNP Paribas	3,089
100	Hoya Corp	Goldman Sachs	1,545
100	Hoya Corp	HSBC	1,784
5,600	Hulic Co Ltd	Barclays Bank	(1,623)
7,900	Hulic Co Ltd	Citibank	(2,365)
1,400	Hulic Co Ltd	Goldman Sachs	(280)
(300)	Ibiden Co Ltd	Citibank	(2,440)
2,300	Idemitsu Kosan Co Ltd	BNP Paribas	(1,592)
1,500	Idemitsu Kosan Co Ltd	Goldman Sachs	(1,038)
900	Idemitsu Kosan Co Ltd	JP Morgan	(1,162)
(2,900)	Iida Group Holdings Co Ltd	Bank of America Merrill Lynch	3,497
(2,600)	Iida Group Holdings Co Ltd	Barclays Bank	4,415
(9,400)	Iida Group Holdings Co Ltd	BNP Paribas	11,334
(1,400)	Iida Group Holdings Co Ltd	Citibank	2,377
(5,100)	Iida Group Holdings Co Ltd	Goldman Sachs	6,149
(900)	Iida Group Holdings Co Ltd	HSBC	552
1,000	Inpex Corp	Citibank	(150)
1,000	Inpex Corp	Goldman Sachs	114
3,600	Isuzu Motors Ltd	Bank of America Merrill Lynch	(693)
2,100	Isuzu Motors Ltd	Barclays Bank	(1,663)
2,600	Isuzu Motors Ltd	BNP Paribas	(501)
1,500	Isuzu Motors Ltd	Citibank	(1,188)
4,600	Isuzu Motors Ltd	Goldman Sachs	(886)
1,000	Isuzu Motors Ltd	HSBC	157
(400)	ITOCHU Corp	Bank of America Merrill Lynch	(11)
(2,200)	ITOCHU Corp	Barclays Bank	1,946
(600)	ITOCHU Corp	BNP Paribas	(17)
(900)	ITOCHU Corp	Goldman Sachs	(26)
(1,500)	Itochu Techno-Solutions Corp	Bank of America Merrill Lynch	(1,177)
(1,500)	Itochu Techno-Solutions Corp	Barclays Bank	(428)
(2,500)	Itochu Techno-Solutions Corp	BNP Paribas	(1,962)
(900)	Itochu Techno-Solutions Corp	Citibank	(257)
(1,400)	Itochu Techno-Solutions Corp	Goldman Sachs	(1,099)
(1,600)	Itochu Techno-Solutions Corp	HSBC	(1,541)
(700)	Japan Airlines Co Ltd	Bank of America Merrill Lynch	20
(2,100)	Japan Airlines Co Ltd	Barclays Bank	1,528
(3,100)	Japan Airlines Co Ltd	BNP Paribas	88
(7,900)	Japan Airlines Co Ltd	Goldman Sachs	225
(600)	Japan Airlines Co Ltd	HSBC	111
(600)	Japan Airlines Co Ltd	JP Morgan	111
(4,200)	Japan Exchange Group Inc	Bank of America Merrill Lynch	(1,363)
(4,800)	Japan Exchange Group Inc	Barclays Bank	1,849
(5,200)	Japan Exchange Group Inc	BNP Paribas	(1,688)
(3,700)	Japan Exchange Group Inc	Goldman Sachs	(1,201)
(3,500)	Japan Exchange Group Inc	HSBC	(2,160)

保有高	銘柄	取引相手	未実現純利益/損 (米ドル)
	日本(続き)		
(15,200)	Japan Post Bank Co Ltd	Bank of America Merrill Lynch	3,470
12,100	Japan Post Bank Co Ltd	BNP Paribas	(2,762)
(3,000)	Japan Post Holdings Co Ltd	Barclays Bank	365
(7,700)	Japan Post Holdings Co Ltd	Citibank	892
800	Japan Post Insurance Co Ltd	Bank of America Merrill Lynch	(1,102)
1,000	Japan Post Insurance Co Ltd	Barclays Bank	(849)
3,100	Japan Post Insurance Co Ltd	BNP Paribas	(4,269)
1,000	Japan Post Insurance Co Ltd	Citibank	(849)
1,200	Japan Post Insurance Co Ltd	HSBC	(865)
(400)	JFE Holdings Inc	Bank of America Merrill Lynch	174
(1,600)	JFE Holdings Inc	Barclays Bank	833
(1,300)	JFE Holdings Inc	Citibank	677
(3,100)	JFE Holdings Inc	Goldman Sachs	1,349
(1,000)	JSR Corp	Goldman Sachs	(2,461)
(500)	JSR Corp	HSBC	(1,052)
9,500	Kajima Corp	Bank of America Merrill Lynch	4,677
6,900	Kajima Corp	Barclays Bank	(8,566)
1,000	Kajima Corp	Citibank	(1,241)
800	Kajima Corp	Goldman Sachs	394
900	Kajima Corp	HSBC	790
100	Kao Corp	Bank of America Merrill Lynch	(274)
500	Kao Corp	Citibank	(1,448)
900	Kao Corp	HSBC	(3,698)
1,000	KDDI Corp	Bank of America Merrill Lynch	(1,512)
11,800	KDDI Corp	Barclays Bank	(16,669)
4,700	KDDI Corp	BNP Paribas	(7,109)
2,400	KDDI Corp	Citibank	(3,390)
4,000	KDDI Corp	Goldman Sachs	(6,050)
1,800	KDDI Corp	HSBC	1,015
(1,500)	Keio Corp	BNP Paribas	2,782
(400)	Keio Corp	Goldman Sachs	742
(400)	Keio Corp	HSBC	628
(5,500)	Keio Corp	JP Morgan	8,633
(1,600)	Keisei Electric Railway Co Ltd	Bank of America Merrill Lynch	(457)
(3,000)	Keisei Electric Railway Co Ltd	Barclays Bank	1,712
(1,600)	Keisei Electric Railway Co Ltd	BNP Paribas	(457)
(600)	Keisei Electric Railway Co Ltd	Citibank	342
(1,200)	Keisei Electric Railway Co Ltd	Goldman Sachs	(342)
(1,300)	Keisei Electric Railway Co Ltd	HSBC	(2,782)
(800)	Keisei Electric Railway Co Ltd	JP Morgan	(1,712)
(100)	Keyence Corp	Goldman Sachs	(1,127)
700	Kikkoman Corp	Barclays Bank	(849)
(4,000)	Kintetsu Group Holdings Co Ltd	Bank of America Merrill Lynch	4,566
(2,500)	Kintetsu Group Holdings Co Ltd	Barclays Bank	4,370
(400)	Kintetsu Group Holdings Co Ltd	BNP Paribas	457
(500)	Kintetsu Group Holdings Co Ltd	Citibank	874
(400)	Kintetsu Group Holdings Co Ltd	Goldman Sachs	457
(1,300)	Kintetsu Group Holdings Co Ltd	HSBC	835
700	Kirin Holdings Co Ltd	Bank of America Merrill Lynch	(449)
4,600	Kirin Holdings Co Ltd	Barclays Bank	(3,430)
7,500	Kirin Holdings Co Ltd	BNP Paribas	(4,816)
1,600	Kirin Holdings Co Ltd	Citibank	(1,193)
800	Kobayashi Pharmaceutical Co Ltd	Barclays Bank	(359)
300	Kobayashi Pharmaceutical Co Ltd	Citibank	(106)
300	Kobayashi Pharmaceutical Co Ltd	Goldman Sachs	(920)

保有高	銘柄	取引相手	未実現純利益/損 (米ドル)	保有高	銘柄	取引相手	未実現純利益/損 (米ドル)
日本(続き)				日本(続き)			
(5,500)	Kobe Bussan Co Ltd	Bank of America Merrill Lynch	6,082	27,900	Mazda Motor Corp	Barclays Bank	(2,787)
(300)	Kobe Bussan Co Ltd	Goldman Sachs	332	1,400	Mazda Motor Corp	Citibank	(140)
(800)	Koei Tecmo Holdings Co Ltd	Bank of America Merrill Lynch	731	2,900	Mazda Motor Corp	Goldman Sachs	(290)
(12,920)	Koei Tecmo Holdings Co Ltd	Barclays Bank	8,296	2,800	Mazda Motor Corp	HSBC	(859)
(5,800)	Koei Tecmo Holdings Co Ltd	BNP Paribas	5,297	1,500	Mazda Motor Corp	JP Morgan	(460)
(8,200)	Koei Tecmo Holdings Co Ltd	Goldman Sachs	7,488	(700)	McDonald's Holdings Co Japan Ltd	Bank of America Merrill Lynch	400
(3,300)	Koei Tecmo Holdings Co Ltd	HSBC	1,789	(200)	McDonald's Holdings Co Japan Ltd	Barclays Bank	(14)
(1,800)	Koito Manufacturing Co Ltd	Bank of America Merrill Lynch	912	(2,500)	McDonald's Holdings Co Japan Ltd	Goldman Sachs	1,427
(4,200)	Koito Manufacturing Co Ltd	Barclays Bank	3,895	(2,100)	McDonald's Holdings Co Japan Ltd	HSBC	1,199
(4,000)	Koito Manufacturing Co Ltd	BNP Paribas	2,026	3,800	MEIJI Holdings Co Ltd	Bank of America Merrill Lynch	(5,151)
(600)	Koito Manufacturing Co Ltd	Citibank	556	2,100	MEIJI Holdings Co Ltd	BNP Paribas	(2,847)
(1,800)	Koito Manufacturing Co Ltd	Goldman Sachs	912	1,200	MEIJI Holdings Co Ltd	Citibank	(1,541)
(4,600)	Komatsu Ltd	Barclays Bank	5,650	3,200	MEIJI Holdings Co Ltd	Goldman Sachs	(4,338)
(1,800)	Komatsu Ltd	Citibank	2,447	3,200	MEIJI Holdings Co Ltd	HSBC	(5,251)
(1,100)	Konami Group Corp	Bank of America Merrill Lynch	(1,648)	(1,300)	MINEBEA MITSUMI Inc	Barclays Bank	(287)
(800)	Konami Group Corp	Barclays Bank	1,655	(1,900)	MINEBEA MITSUMI Inc	BNP Paribas	(2,413)
(1,100)	Konami Group Corp	BNP Paribas	(1,648)	(1,200)	MINEBEA MITSUMI Inc	Citibank	(511)
(300)	Konami Group Corp	Citibank	621	(600)	MINEBEA MITSUMI Inc	Goldman Sachs	(762)
(1,400)	Konami Group Corp	Goldman Sachs	(2,098)	(600)	MINEBEA MITSUMI Inc	HSBC	(492)
(300)	Konami Group Corp	HSBC	(1,798)	500	MISUMI Group Inc	Bank of America Merrill Lynch	(1,516)
(300)	Konami Group Corp	JP Morgan	(1,798)	500	MISUMI Group Inc	HSBC	(1,052)
(1,200)	Kose Corp	BNP Paribas	12,328	(5,600)	Mitsubishi Chemical Group Corp	Bank of America Merrill Lynch	667
(200)	Kose Corp	Citibank	2,040	(13,500)	Mitsubishi Chemical Group Corp	Barclays Bank	2,880
(7,700)	Kubota Corp	Barclays Bank	5,805	(2,300)	Mitsubishi Chemical Group Corp	BNP Paribas	274
(10,900)	Kubota Corp	BNP Paribas	3,499	(1,700)	Mitsubishi Chemical Group Corp	Citibank	363
(1,900)	Kubota Corp	Citibank	1,223	(9,600)	Mitsubishi Chemical Group Corp	Goldman Sachs	1,144
(900)	Kubota Corp	Goldman Sachs	289	(4,300)	Mitsubishi Chemical Group Corp	HSBC	212
(100)	Kubota Corp	HSBC	106	(1,700)	Mitsubishi Chemical Group Corp	JP Morgan	84
300	Kurita Water Industries Ltd	Citibank	(407)	700	Mitsubishi Corp	Barclays Bank	(205)
(400)	Kyocera Corp	Bank of America Merrill Lynch	(1,507)	800	Mitsubishi Corp	BNP Paribas	1,136
(1,400)	Kyocera Corp	BNP Paribas	(5,274)	1,500	Mitsubishi Corp	Citibank	(1,774)
(300)	Kyocera Corp	HSBC	(1,599)	25,200	Mitsubishi Electric Corp	Bank of America Merrill Lynch	18,159
(300)	Kyocera Corp	JP Morgan	(1,599)	5,700	Mitsubishi Electric Corp	BNP Paribas	4,107
(300)	Kyowa Kirin Co Ltd	BNP Paribas	54	9,100	Mitsubishi Electric Corp	Citibank	747
(1,500)	Kyowa Kirin Co Ltd	Goldman Sachs	268	1,900	Mitsubishi Electric Corp	Goldman Sachs	1,369
(700)	Lasertec Corp	Barclays Bank	(1,648)	1,200	Mitsubishi Electric Corp	HSBC	608
(100)	Lasertec Corp	Citibank	(235)	1,900	Mitsubishi Electric Corp	JP Morgan	962
(300)	Lasertec Corp	Goldman Sachs	(7,084)	4,400	Mitsubishi Estate Co Ltd	Barclays Bank	(1,253)
(6,000)	Lixil Corp	Barclays Bank	6,381	3,000	Mitsubishi Estate Co Ltd	BNP Paribas	(856)
(4,600)	Lixil Corp	BNP Paribas	6,728	2,400	Mitsubishi Estate Co Ltd	Citibank	(848)
(4,700)	Lixil Corp	Citibank	6,472	9,100	Mitsubishi HC Capital Inc	Bank of America Merrill Lynch	1,428
(3,700)	Lixil Corp	Goldman Sachs	5,411	13,400	Mitsubishi HC Capital Inc	Barclays Bank	(956)
(600)	M3 Inc	Bank of America Merrill Lynch	(120)	21,200	Mitsubishi HC Capital Inc	BNP Paribas	3,328
(3,300)	M3 Inc	BNP Paribas	(659)	31,800	Mitsubishi HC Capital Inc	Goldman Sachs	4,991
(600)	Makita Corp	Bank of America Merrill Lynch	(107)	5,200	Mitsubishi HC Capital Inc	HSBC	1,892
(3,600)	Makita Corp	Barclays Bank	6,036	9,200	Mitsubishi HC Capital Inc	JP Morgan	3,347
(1,500)	Makita Corp	BNP Paribas	(268)	(300)	Mitsubishi Heavy Industries Ltd	Barclays Bank	(411)
(900)	Makita Corp	Citibank	1,509	1,600	Mitsubishi UFJ Financial Group Inc	Barclays Bank	274
(6,200)	Makita Corp	Goldman Sachs	(1,106)	2,600	Mitsubishi UFJ Financial Group Inc	BNP Paribas	883
(1,100)	Makita Corp	HSBC	(1,099)	1,700	Mitsubishi UFJ Financial Group Inc	Citibank	24
(1,800)	Makita Corp	JP Morgan	(1,798)	700	Mitsui & Co Ltd	Bank of America Merrill Lynch	644
3,600	Marubeni Corp	Barclays Bank	26	2,900	Mitsui & Co Ltd	Barclays Bank	(455)
17,000	Marubeni Corp	BNP Paribas	4,670	2,100	Mitsui & Co Ltd	BNP Paribas	1,933
(300)	MatsukiyoCocokara & Co	HSBC	(471)	1,400	Mitsui & Co Ltd	Goldman Sachs	1,288
1,600	Mazda Motor Corp	Bank of America Merrill Lynch	(160)	100	Mitsui Chemicals Inc	Bank of America Merrill Lynch	11

保有高	銘柄	取引相手	未実現純利益/損 (米ドル)	保有高	銘柄	取引相手	未実現純利益/損 (米ドル)
	日本(続き)				日本(続き)		
1,900	Mitsui Chemicals Inc	Barclays Bank	(813)	(13,600)	Nippon Paint Holdings Co Ltd	Bank of America Merrill Lynch	17,271
2,700	Mitsui Chemicals Inc	BNP Paribas	289	(2,300)	Nippon Paint Holdings Co Ltd	Barclays Bank	2,609
4,500	Mitsui Chemicals Inc	Goldman Sachs	482	(3,600)	Nippon Paint Holdings Co Ltd	Goldman Sachs	4,572
2,400	Mitsui Chemicals Inc	HSBC	1,284	(400)	Nippon Paint Holdings Co Ltd	HSBC	519
(1,700)	Mitsui Fudosan Co Ltd	Barclays Bank	873	(2,100)	Nippon Sanso Holdings Corp	Bank of America Merrill Lynch	(1,019)
(500)	Mitsui Fudosan Co Ltd	BNP Paribas	25	(1,100)	Nippon Sanso Holdings Corp	Citibank	432
(2,300)	Mitsui Fudosan Co Ltd	Goldman Sachs	115	(2,900)	Nippon Sanso Holdings Corp	HSBC	(7,779)
(400)	Mitsui OSK Lines Ltd	Bank of America Merrill Lynch	14	1,000	Nippon Steel Corp	Barclays Bank	(1,067)
(5,900)	Mitsui OSK Lines Ltd	Barclays Bank	(255)	8,100	Nippon Steel Corp	BNP Paribas	(8,293)
(1,100)	Mitsui OSK Lines Ltd	BNP Paribas	39	(2,900)	Nippon Telegraph & Telephone Corp	Barclays Bank	4,552
(1,800)	Mitsui OSK Lines Ltd	Citibank	126	(4,700)	Nippon Telegraph & Telephone Corp	Citibank	6,026
(2,600)	Mitsui OSK Lines Ltd	Goldman Sachs	93	(2,400)	Nippon Yusen KK	Barclays Bank	718
700	Mizuho Financial Group Inc	Citibank	(30)	(1,500)	Nippon Yusen KK	BNP Paribas	1,493
(3,400)	MonotaRO Co Ltd	Barclays Bank	1,552	(900)	Nippon Yusen KK	Citibank	382
(600)	MS&AD Insurance Group Holdings Inc	Bank of America Merrill Lynch	(741)	(2,500)	Nippon Yusen KK	Goldman Sachs	2,488
(2,100)	MS&AD Insurance Group Holdings Inc	Barclays Bank	(60)	1,700	Nissan Chemical Corp	Bank of America Merrill Lynch	(1,819)
(1,500)	MS&AD Insurance Group Holdings Inc	BNP Paribas	(1,851)	2,100	Nissan Chemical Corp	Barclays Bank	(2,397)
(1,300)	MS&AD Insurance Group Holdings Inc	Citibank	(37)	2,900	Nissan Chemical Corp	Goldman Sachs	(3,103)
(800)	MS&AD Insurance Group Holdings Inc	Goldman Sachs	(987)	300	Nissan Chemical Corp	HSBC	171
(500)	MS&AD Insurance Group Holdings Inc	JP Morgan	(1,138)	900	Nissan Chemical Corp	JP Morgan	514
(4,300)	Murata Manufacturing Co Ltd	Barclays Bank	(1,536)	(29,000)	Nissan Motor Co Ltd	Bank of America Merrill Lynch	(2,090)
(1,300)	Murata Manufacturing Co Ltd	Citibank	(677)	(13,000)	Nissan Motor Co Ltd	Barclays Bank	(56)
(2,700)	Murata Manufacturing Co Ltd	Goldman Sachs	(5,586)	(3,700)	Nissan Motor Co Ltd	Goldman Sachs	(267)
300	NEC Corp	Bank of America Merrill Lynch	771	(10,700)	Nissan Motor Co Ltd	HSBC	(1,672)
300	NEC Corp	Citibank	449	1,000	Nisshin Seifun Group Inc	Bank of America Merrill Lynch	(114)
1,600	NEC Corp	Goldman Sachs	4,109	1,800	Nisshin Seifun Group Inc	Barclays Bank	(689)
1,400	NEC Corp	HSBC	5,993	6,300	Nisshin Seifun Group Inc	Citibank	(2,651)
400	NEC Corp	JP Morgan	1,712	2,400	Nisshin Seifun Group Inc	Goldman Sachs	(274)
(500)	Nexon Co Ltd	Bank of America Merrill Lynch	585	1,100	Nisshin Seifun Group Inc	HSBC	698
(7,500)	Nexon Co Ltd	Barclays Bank	9,846	900	Nisshin Seifun Group Inc	JP Morgan	571
(800)	Nexon Co Ltd	BNP Paribas	936	700	Nissin Foods Holdings Co Ltd	Barclays Bank	(2,497)
(400)	Nexon Co Ltd	HSBC	482	3,800	Nissin Foods Holdings Co Ltd	BNP Paribas	(14,098)
2,900	NGK Insulators Ltd	Bank of America Merrill Lynch	(972)	400	Nissin Foods Holdings Co Ltd	HSBC	(3,567)
4,800	NGK Insulators Ltd	Barclays Bank	(2,637)	(100)	Nitori Holdings Co Ltd	Bank of America Merrill Lynch	1,345
22,500	NGK Insulators Ltd	Goldman Sachs	(7,545)	(200)	Nitori Holdings Co Ltd	Barclays Bank	2,048
6,600	NGK Insulators Ltd	HSBC	(2,872)	(200)	Nitori Holdings Co Ltd	BNP Paribas	2,690
800	NGK Insulators Ltd	JP Morgan	(348)	(300)	Nitori Holdings Co Ltd	Citibank	3,071
(900)	NIDEC Corp	Bank of America Merrill Lynch	83	(600)	Nitori Holdings Co Ltd	Goldman Sachs	8,069
(1,100)	NIDEC Corp	Barclays Bank	3,798	(200)	Nitori Holdings Co Ltd	HSBC	392
(400)	NIDEC Corp	Goldman Sachs	37	(100)	Nitori Holdings Co Ltd	JP Morgan	196
(700)	NIDEC Corp	HSBC	(859)	800	Nitto Denko Corp	Bank of America Merrill Lynch	3,082
(800)	NIDEC Corp	JP Morgan	(982)	900	Nitto Denko Corp	Barclays Bank	(1,092)
(1,400)	Nihon M&A Center Holdings Inc	Barclays Bank	220	800	Nitto Denko Corp	Citibank	(970)
(2,400)	Nintendo Co Ltd	Bank of America Merrill Lynch	(2,329)	2,500	Nitto Denko Corp	Goldman Sachs	9,632
(1,200)	Nintendo Co Ltd	Barclays Bank	756	200	Nitto Denko Corp	HSBC	1,612
(4,800)	Nintendo Co Ltd	BNP Paribas	(4,657)	7,600	Nitto Denko Corp	JP Morgan	61,271
(300)	Nintendo Co Ltd	Citibank	265	(26,500)	Nomura Holdings Inc	Barclays Bank	2,080
(4,000)	Nintendo Co Ltd	Goldman Sachs	(3,881)	(19,400)	Nomura Holdings Inc	BNP Paribas	1,107
800	NIPPON EXPRESS HOLDINGS Inc	Bank of America Merrill Lynch	(1,484)	(24,200)	Nomura Holdings Inc	Citibank	2,581
4,200	NIPPON EXPRESS HOLDINGS Inc	Barclays Bank	(15,582)	(5,600)	Nomura Holdings Inc	Goldman Sachs	320
3,900	NIPPON EXPRESS HOLDINGS Inc	BNP Paribas	(7,234)	(2,800)	Nomura Holdings Inc	HSBC	(226)
300	NIPPON EXPRESS HOLDINGS Inc	Citibank	(1,113)	100	Nomura Real Estate Holdings Inc	Bank of America Merrill Lynch	(11)
300	NIPPON EXPRESS HOLDINGS Inc	Goldman Sachs	(556)	3,600	Nomura Real Estate Holdings Inc	Barclays Bank	(1,669)
700	NIPPON EXPRESS HOLDINGS Inc	HSBC	(1,648)	6,000	Nomura Real Estate Holdings Inc	BNP Paribas	(642)
400	NIPPON EXPRESS HOLDINGS Inc	JP Morgan	(942)				

保有高	銘柄	取引相手	未実現純利益/損 (米ドル)
日本(続き)			
1,000	Nomura Real Estate Holdings Inc	Goldman Sachs	(107)
100	Nomura Real Estate Holdings Inc	HSBC	36
200	Nomura Real Estate Holdings Inc	JP Morgan	71
(2,100)	Nomura Research Institute Ltd	Bank of America Merrill Lynch	375
(1,800)	Nomura Research Institute Ltd	Barclays Bank	1,926
(600)	Nomura Research Institute Ltd	BNP Paribas	107
(2,400)	Nomura Research Institute Ltd	Citibank	2,568
(2,400)	Nomura Research Institute Ltd	Goldman Sachs	428
(1,000)	Nomura Research Institute Ltd	HSBC	(392)
(1,700)	NTT Data Corp	Bank of America Merrill Lynch	(934)
(16,800)	NTT Data Corp	Barclays Bank	(1,678)
(2,400)	NTT Data Corp	BNP Paribas	(1,318)
(1,100)	NTT Data Corp	Citibank	(110)
(6,200)	NTT Data Corp	Goldman Sachs	(3,406)
(5,400)	NTT Data Corp	HSBC	(5,201)
6,100	Obayashi Corp	BNP Paribas	(218)
100	Obic Co Ltd	Bank of America Merrill Lynch	14
200	Obic Co Ltd	Barclays Bank	(856)
200	Obic Co Ltd	BNP Paribas	29
100	Obic Co Ltd	Citibank	(428)
100	Obic Co Ltd	Goldman Sachs	14
100	Obic Co Ltd	JP Morgan	778
(15,700)	Odakyu Electric Railway Co Ltd	Barclays Bank	15,794
(3,100)	Odakyu Electric Railway Co Ltd	Goldman Sachs	1,526
3,400	Oji Holdings Corp	BNP Paribas	(24)
6,100	Oji Holdings Corp	Citibank	(305)
4,200	Oji Holdings Corp	HSBC	(60)
(700)	Olympus Corp	Barclays Bank	914
(1,400)	Olympus Corp	BNP Paribas	1,553
(700)	Olympus Corp	Citibank	243
(800)	Olympus Corp	JP Morgan	1,761
400	Omron Corp	Barclays Bank	(263)
100	Omron Corp	HSBC	184
1,600	Ono Pharmaceutical Co Ltd	Bank of America Merrill Lynch	394
6,700	Ono Pharmaceutical Co Ltd	Barclays Bank	(1,649)
3,200	Ono Pharmaceutical Co Ltd	BNP Paribas	788
2,100	Ono Pharmaceutical Co Ltd	Goldman Sachs	517
800	Ono Pharmaceutical Co Ltd	HSBC	(702)
600	Ono Pharmaceutical Co Ltd	JP Morgan	(527)
(2,500)	Open House Group Co Ltd	BNP Paribas	6,421
(1,500)	Oriental Land Co Ltd	Bank of America Merrill Lynch	(1,092)
(400)	Oriental Land Co Ltd	Barclays Bank	713
(300)	Oriental Land Co Ltd	Goldman Sachs	(218)
(900)	Oriental Land Co Ltd	JP Morgan	(2,138)
400	ORIX Corp	Bank of America Merrill Lynch	(11)
9,100	ORIX Corp	Barclays Bank	(454)
4,400	ORIX Corp	BNP Paribas	(126)
6,300	ORIX Corp	Citibank	(212)
1,100	ORIX Corp	Goldman Sachs	(31)
1,600	ORIX Corp	HSBC	1,022
1,400	ORIX Corp	JP Morgan	894
17,000	Osaka Gas Co Ltd	Bank of America Merrill Lynch	(10,552)
2,600	Osaka Gas Co Ltd	Barclays Bank	(1,410)

保有高	銘柄	取引相手	未実現純利益/損 (米ドル)
日本(続き)			
1,000	Osaka Gas Co Ltd	HSBC	(285)
500	Otsuka Corp	Bank of America Merrill Lynch	178
400	Otsuka Corp	Barclays Bank	(200)
700	Otsuka Holdings Co Ltd	Barclays Bank	425
(700)	Pan Pacific International Holdings Corp	Bank of America Merrill Lynch	1,149
(2,500)	Pan Pacific International Holdings Corp	Barclays Bank	5,172
(5,100)	Pan Pacific International Holdings Corp	BNP Paribas	8,369
(2,200)	Pan Pacific International Holdings Corp	Goldman Sachs	3,610
(1,600)	Panasonic Holdings Corp	Bank of America Merrill Lynch	(890)
(3,700)	Panasonic Holdings Corp	Barclays Bank	370
(2,500)	Panasonic Holdings Corp	BNP Paribas	(1,391)
(1,200)	Panasonic Holdings Corp	HSBC	(1,297)
1,500	Persol Holdings Co Ltd	Bank of America Merrill Lynch	(2,526)
800	Persol Holdings Co Ltd	BNP Paribas	(1,347)
2,000	Persol Holdings Co Ltd	Citibank	(3,451)
600	Persol Holdings Co Ltd	Goldman Sachs	(1,010)
700	Persol Holdings Co Ltd	JP Morgan	(594)
(10,100)	Rakuten Group Inc	Bank of America Merrill Lynch	4,828
(37,800)	Rakuten Group Inc	Barclays Bank	9,978
(24,200)	Rakuten Group Inc	BNP Paribas	11,568
(3,000)	Rakuten Group Inc	Citibank	792
(60,700)	Rakuten Group Inc	Goldman Sachs	29,015
(10,500)	Rakuten Group Inc	HSBC	6,817
100	Recruit Holdings Co Ltd	Barclays Bank	(88)
600	Recruit Holdings Co Ltd	BNP Paribas	1,772
200	Recruit Holdings Co Ltd	Goldman Sachs	591
(7,500)	Renesas Electronics Corp	Bank of America Merrill Lynch	(18,541)
(6,300)	Renesas Electronics Corp	Barclays Bank	(9,304)
(4,800)	Renesas Electronics Corp	BNP Paribas	(11,866)
(3,300)	Renesas Electronics Corp	Goldman Sachs	(8,158)
(800)	Renesas Electronics Corp	HSBC	(2,546)
(6,600)	Resona Holdings Inc	Barclays Bank	692
5,000	Ricoh Co Ltd	Bank of America Merrill Lynch	4,067
1,500	Ricoh Co Ltd	Barclays Bank	-
6,100	Ricoh Co Ltd	BNP Paribas	4,961
3,000	Ricoh Co Ltd	JP Morgan	728
(100)	Rohm Co Ltd	Barclays Bank	(30)
(800)	SBI Holdings Inc	Bank of America Merrill Lynch	594
(1,800)	SBI Holdings Inc	BNP Paribas	1,336
(5,000)	SBI Holdings Inc	Goldman Sachs	3,710
(6,900)	SBI Holdings Inc	HSBC	1,920
(1,300)	SBI Holdings Inc	JP Morgan	362
(8,000)	SCSK Corp	Barclays Bank	3,139
(900)	SCSK Corp	BNP Paribas	(199)
(900)	SCSK Corp	Citibank	353
(2,000)	SCSK Corp	Goldman Sachs	(442)
(3,400)	SCSK Corp	HSBC	(2,547)
1,400	Secom Co Ltd	Bank of America Merrill Lynch	(979)
900	Secom Co Ltd	BNP Paribas	(629)
300	Secom Co Ltd	Citibank	(659)
600	Secom Co Ltd	Goldman Sachs	(420)
400	Secom Co Ltd	HSBC	1,116
300	Secom Co Ltd	JP Morgan	837

保有高	銘柄	取引相手	未実現純評価益/(損) (米ドル)
	日本(続き)		
800	Seiko Epson Corp	Bank of America Merrill Lynch	285
2,700	Seiko Epson Corp	Barclays Bank	(674)
1,100	Seiko Epson Corp	BNP Paribas	392
700	Seiko Epson Corp	Goldman Sachs	250
1,500	Sekisui Chemical Co Ltd	Bank of America Merrill Lynch	11
2,500	Sekisui Chemical Co Ltd	Barclays Bank	(1,516)
39,600	Sekisui Chemical Co Ltd	BNP Paribas	283
3,300	Sekisui Chemical Co Ltd	Citibank	(2,001)
4,100	Sekisui Chemical Co Ltd	Goldman Sachs	29
700	Sekisui Chemical Co Ltd	HSBC	270
800	Sekisui Chemical Co Ltd	JP Morgan	308
4,700	Sekisui House Ltd	BNP Paribas	(4,259)
1,200	SG Holdings Co Ltd	Barclays Bank	(1,147)
400	SG Holdings Co Ltd	HSBC	(77)
(17,600)	Sharp Corp	Bank of America Merrill Lynch	9,543
(35,900)	Sharp Corp	Barclays Bank	16,392
(17,100)	Sharp Corp	Goldman Sachs	9,272
(5,900)	Sharp Corp	HSBC	7,745
(800)	Sharp Corp	JP Morgan	1,050
400	Shimadzu Corp	Barclays Bank	(428)
1,300	Shimadzu Corp	Goldman Sachs	(185)
(100)	Shimano Inc	Bank of America Merrill Lynch	(243)
(500)	Shimano Inc	Barclays Bank	375
(100)	Shimano Inc	BNP Paribas	(243)
(300)	Shimano Inc	Citibank	225
(400)	Shimano Inc	Goldman Sachs	(970)
(19,600)	Shimizu Corp	BNP Paribas	1,678
1,700	Shin-Etsu Chemical Co	Ltd BNP Paribas	4,087
700	Shin-Etsu Chemical Co	Ltd Goldman Sachs	1,683
3,100	Shin-Etsu Chemical Co	Ltd HSBC	7,055
1,500	Shin-Etsu Chemical Co	Ltd JP Morgan	3,414
800	Shionogi & Co Ltd	Bank of America Merrill Lynch	320
2,200	Shionogi & Co Ltd	Barclays Bank	(1,193)
3,100	Shionogi & Co Ltd	BNP Paribas	1,239
800	Shionogi & Co Ltd	Citibank	(434)
2,600	Shionogi & Co Ltd	Goldman Sachs	1,039
1,100	Shionogi & Co Ltd	HSBC	589
300	Shionogi & Co Ltd	JP Morgan	161
300	Shiseido Co Ltd	Barclays Bank	(1,256)
300	Shiseido Co Ltd	BNP Paribas	(1,190)
500	Shiseido Co Ltd	Goldman Sachs	(1,983)
300	Shiseido Co Ltd	HSBC	(458)
(3,400)	Shizuoka Financial Group Inc	BNP Paribas	485
100	SMC Corp	Barclays Bank	114
200	SMC Corp	BNP Paribas	5,180
9,500	SoftBank Corp	Bank of America Merrill Lynch	(2,948)
5,700	SoftBank Corp	Barclays Bank	(1,220)
3,900	SoftBank Corp	BNP Paribas	(1,210)
2,100	SoftBank Corp	Citibank	(449)
2,500	SoftBank Corp	Goldman Sachs	(776)
5,300	SoftBank Corp	JP Morgan	(2,136)
(400)	SoftBank Group Corp	Bank of America Merrill Lynch	(1,498)
(800)	SoftBank Group Corp	Barclays Bank	(1,467)
(800)	SoftBank Group Corp	BNP Paribas	(2,996)
(600)	SoftBank Group Corp	Citibank	(1,100)

保有高	銘柄	取引相手	未実現純評価益/(損) (米ドル)
	日本(続き)		
(2,000)	SoftBank Group Corp	Goldman Sachs	(7,491)
(3,600)	SoftBank Group Corp	HSBC	(9,118)
(900)	Sompo Holdings Inc	Bank of America Merrill Lynch	1,015
(600)	Sompo Holdings Inc	Barclays Bank	1,387
(2,400)	Sompo Holdings Inc	BNP Paribas	2,705
(600)	Sompo Holdings Inc	Citibank	1,387
(1,800)	Sompo Holdings Inc	Goldman Sachs	2,029
(600)	Sompo Holdings Inc	HSBC	(43)
(300)	Sompo Holdings Inc	JP Morgan	(21)
(200)	Sony Group Corp	Barclays Bank	642
(900)	Sony Group Corp	BNP Paribas	(1,830)
(600)	Sony Group Corp	Citibank	1,926
(100)	Sony Group Corp	Goldman Sachs	(203)
(300)	Square Enix Holdings Co Ltd	Bank of America Merrill Lynch	1,092
(2,300)	Square Enix Holdings Co Ltd	Barclays Bank	8,533
(1,800)	Square Enix Holdings Co Ltd	BNP Paribas	6,549
(600)	Square Enix Holdings Co Ltd	Citibank	2,226
(1,000)	Square Enix Holdings Co Ltd	Goldman Sachs	3,639
(1,300)	Square Enix Holdings Co Ltd	HSBC	3,710
(300)	Square Enix Holdings Co Ltd	JP Morgan	856
2,400	Subaru Corp	Barclays Bank	908
3,200	Subaru Corp	BNP Paribas	3,527
3,500	Subaru Corp	Goldman Sachs	3,858
2,800	Subaru Corp	HSBC	3,845
800	Subaru Corp	JP Morgan	1,099
(1,800)	SUMCO Corp	Bank of America Merrill Lynch	(1,811)
(600)	SUMCO Corp	Barclays Bank	(197)
(1,900)	SUMCO Corp	Citibank	(624)
(2,400)	SUMCO Corp	Goldman Sachs	(2,414)
(4,900)	SUMCO Corp	HSBC	(2,937)
(3,000)	Sumitomo Chemical Co Ltd	Bank of America Merrill Lynch	749
(4,800)	Sumitomo Chemical Co Ltd	Barclays Bank	411
(8,800)	Sumitomo Chemical Co Ltd	BNP Paribas	2,197
(7,800)	Sumitomo Chemical Co Ltd	Citibank	668
(3,000)	Sumitomo Chemical Co Ltd	Goldman Sachs	749
(11,600)	Sumitomo Chemical Co Ltd	HSBC	2,979
(3,600)	Sumitomo Chemical Co Ltd	JP Morgan	925
1,500	Sumitomo Corp	Bank of America Merrill Lynch	476
2,400	Sumitomo Corp	Barclays Bank	(642)
6,200	Sumitomo Corp	BNP Paribas	1,968
600	Sumitomo Corp	Citibank	(161)
2,100	Sumitomo Corp	Goldman Sachs	667
2,600	Sumitomo Corp	HSBC	2,903
700	Sumitomo Corp	JP Morgan	782
(4,800)	Sumitomo Electric Industries Ltd	Barclays Bank	2,329
(26,900)	Sumitomo Electric Industries Ltd	BNP Paribas	7,101
(3,300)	Sumitomo Electric Industries Ltd	Goldman Sachs	871
(500)	Sumitomo Metal Mining Co Ltd	Bank of America Merrill Lynch	710
(9,600)	Sumitomo Metal Mining Co Ltd	Barclays Bank	10,462
(1,600)	Sumitomo Metal Mining Co Ltd	BNP Paribas	2,272
(3,800)	Sumitomo Metal Mining Co Ltd	Citibank	4,275
(400)	Sumitomo Metal Mining Co Ltd	Goldman Sachs	568
2,300	Sumitomo Mitsui Financial Group Inc	Bank of America Merrill Lynch	(2,018)
2,600	Sumitomo Mitsui Financial Group Inc	Barclays Bank	519
2,300	Sumitomo Mitsui Financial Group Inc	BNP Paribas	(2,018)

保有高	銘柄	取引相手	未実現純利益/損 (米ドル)
	日本(続き)		
300	Sumitomo Mitsui Financial Group Inc	Citibank	60
1,000	Sumitomo Mitsui Financial Group Inc	Goldman Sachs	(878)
1,200	Sumitomo Mitsui Trust Holdings Inc	Bank of America Merrill Lynch	(1,370)
300	Sumitomo Mitsui Trust Holdings Inc	Barclays Bank	(591)
800	Sumitomo Mitsui Trust Holdings Inc	Citibank	(1,575)
1,000	Sumitomo Mitsui Trust Holdings Inc	Goldman Sachs	(1,142)
600	Sumitomo Mitsui Trust Holdings Inc	JP Morgan	68
400	Sumitomo Realty & Development Co Ltd	Bank of America Merrill Lynch	365
300	Suntory Beverage & Food Ltd	Bank of America Merrill Lynch	(407)
1,500	Suntory Beverage & Food Ltd	Barclays Bank	(3,960)
300	Suntory Beverage & Food Ltd	Goldman Sachs	(407)
400	Suntory Beverage & Food Ltd	JP Morgan	285
400	Suzuki Motor Corp	Barclays Bank	(394)
400	Suzuki Motor Corp	BNP Paribas	(930)
700	Sysmex Corp	Bank of America Merrill Lynch	(924)
300	Sysmex Corp	BNP Paribas	(396)
300	Sysmex Corp	Goldman Sachs	(396)
(900)	T&D Holdings Inc	Bank of America Merrill Lynch	(700)
(4,500)	T&D Holdings Inc	BNP Paribas	(3,499)
(1,400)	T&D Holdings Inc	Citibank	390
(800)	T&D Holdings Inc	Goldman Sachs	(622)
(1,900)	T&D Holdings Inc	HSBC	(3,009)
(2,200)	Taisei Corp	Barclays Bank	4,241
(700)	Taisei Corp	BNP Paribas	1,973
(400)	Taisei Corp	Goldman Sachs	1,127
(400)	Taisei Corp	HSBC	785
(400)	Taisei Corp	JP Morgan	785
(400)	Takeda Pharmaceutical Co Ltd	Bank of America Merrill Lynch	197
(800)	Takeda Pharmaceutical Co Ltd	Barclays Bank	753
(1,600)	Takeda Pharmaceutical Co Ltd	BNP Paribas	788
(1,300)	Takeda Pharmaceutical Co Ltd	Goldman Sachs	640
(700)	Takeda Pharmaceutical Co Ltd	JP Morgan	859
700	TDK Corp	Goldman Sachs	2,322
1,600	TDK Corp	HSBC	5,650
3,700	Terumo Corp	Barclays Bank	185
1,700	Terumo Corp	BNP Paribas	49
100	Terumo Corp	HSBC	96
(1,700)	TIS Inc	HSBC	(364)
(3,000)	Tobu Railway Co Ltd	Barclays Bank	2,889
(300)	Toho Co Ltd	Bank of America Merrill Lynch	64
(5,000)	Toho Co Ltd	HSBC	(2,497)
(700)	Tokio Marine Holdings Inc	Bank of America Merrill Lynch	(1,643)
(4,300)	Tokio Marine Holdings Inc	Barclays Bank	(3,681)
(1,400)	Tokio Marine Holdings Inc	BNP Paribas	(3,286)
(2,400)	Tokio Marine Holdings Inc	Goldman Sachs	(5,633)
(2,400)	Tokio Marine Holdings Inc	HSBC	(7,269)
(700)	Tokio Marine Holdings Inc	JP Morgan	(2,120)
(100)	Tokyo Electron Ltd	Bank of America Merrill Lynch	(2,240)
(600)	Tokyo Electron Ltd	Barclays Bank	(2,804)
12,600	Tokyo Gas Co Ltd	Barclays Bank	(2,337)
3,900	Tokyo Gas Co Ltd	BNP Paribas	(56)
2,400	Tokyo Gas Co Ltd	HSBC	2,175
(11,500)	Tokyu Corp	Bank of America Merrill Lynch	14,686
(13,700)	Tokyu Corp	Barclays Bank	16,225
(14,300)	Tokyu Corp	BNP Paribas	18,262

保有高	銘柄	取引相手	未実現純利益/損 (米ドル)
	日本(続き)		
(1,900)	Tokyu Corp	Citibank	2,250
(11,300)	Tokyu Corp	Goldman Sachs	14,431
(1,800)	Tokyu Corp	HSBC	1,888
(1,300)	Tokyu Corp	JP Morgan	1,363
7,600	TOPPAN Inc	Bank of America Merrill Lynch	2,928
3,100	TOPPAN Inc	Barclays Bank	(597)
1,300	TOPPAN Inc	Goldman Sachs	501
17,600	Toray Industries Inc	Goldman Sachs	(2,687)
(900)	Toshiba Corp	Bank of America Merrill Lynch	(398)
(4,700)	Toshiba Corp	Barclays Bank	(351)
(400)	Toshiba Corp	BNP Paribas	(177)
(4,200)	Toshiba Corp	Citibank	(330)
(1,400)	Toshiba Corp	HSBC	(719)
(500)	Toshiba Corp	JP Morgan	(257)
400	Tosoh Corp	Bank of America Merrill Lynch	(228)
900	Tosoh Corp	Barclays Bank	(674)
4,400	TOTO Ltd	Barclays Bank	(11,458)
500	Toyota Industries Corp	Barclays Bank	1,106
1,100	Toyota Industries Corp	BNP Paribas	4,944
900	Toyota Industries Corp	Goldman Sachs	4,045
(2,200)	Toyota Motor Corp	Bank of America Merrill Lynch	385
(3,500)	Toyota Motor Corp	Barclays Bank	1,036
(3,200)	Toyota Motor Corp	BNP Paribas	559
(800)	Toyota Motor Corp	Citibank	237
(8,000)	Toyota Motor Corp	Goldman Sachs	1,398
(5,800)	Toyota Motor Corp	HSBC	(2,172)
800	Toyota Tsusho Corp	Bank of America Merrill Lynch	799
900	Toyota Tsusho Corp	Barclays Bank	(916)
900	Toyota Tsusho Corp	BNP Paribas	899
600	Toyota Tsusho Corp	Citibank	(428)
1,500	Toyota Tsusho Corp	HSBC	3,960
900	Trend Micro Inc	Bank of America Merrill Lynch	1,926
300	Trend Micro Inc	Citibank	385
600	Trend Micro Inc	Goldman Sachs	1,284
200	Trend Micro Inc	HSBC	86
300	Trend Micro Inc	JP Morgan	128
300	Unicharm Corp	Bank of America Merrill Lynch	(291)
300	Unicharm Corp	Barclays Bank	(223)
2,200	Unicharm Corp	BNP Paribas	(2,135)
400	Unicharm Corp	Citibank	(297)
700	Unicharm Corp	Goldman Sachs	(679)
600	Unicharm Corp	HSBC	(886)
300	Unicharm Corp	JP Morgan	(443)
8,300	USS Co Ltd	BNP Paribas	(5,981)
(600)	Welcia Holdings Co Ltd	Barclays Bank	972
(1,300)	Welcia Holdings Co Ltd	BNP Paribas	(9)
(300)	Welcia Holdings Co Ltd	Goldman Sachs	(2)
(200)	Welcia Holdings Co Ltd	HSBC	(156)
(400)	West Japan Railway Co	Bank of America Merrill Lynch	813
(1,500)	West Japan Railway Co	HSBC	2,140
200	Yakult Honsha Co Ltd	Bank of America Merrill Lynch	(1,256)
1,800	Yakult Honsha Co Ltd	Barclays Bank	(8,861)
700	Yakult Honsha Co Ltd	BNP Paribas	(4,395)
400	Yakult Honsha Co Ltd	Goldman Sachs	(2,511)
400	Yakult Honsha Co Ltd	HSBC	(3,425)

保有高	銘柄	取引相手	未実現純利益 / (損) (米ドル)
日本(続き)			
200	Yakult Honsha Co Ltd	JP Morgan	(1,712)
(300)	Yamaha Corp	Bank of America Merrill Lynch	(300)
(900)	Yamaha Corp	Barclays Bank	963
(400)	Yamaha Corp	BNP Paribas	(400)
(700)	Yamaha Corp	Citibank	749
(2,000)	Yamaha Corp	Goldman Sachs	(1,998)
1,300	Yamaha Motor Co Ltd	Barclays Bank	(232)
500	Yamaha Motor Co Ltd	JP Morgan	(63)
(1,700)	Yamato Holdings Co Ltd	Bank of America Merrill Lynch	(825)
(2,900)	Yamato Holdings Co Ltd	Barclays Bank	807
(4,500)	Yamato Holdings Co Ltd	BNP Paribas	(2,183)
(1,000)	Yamato Holdings Co Ltd	Citibank	278
(2,900)	Yamato Holdings Co Ltd	Goldman Sachs	(1,407)
(800)	Yamato Holdings Co Ltd	HSBC	(1,159)
(1,000)	Yaskawa Electric Corp	Bank of America Merrill Lynch	(1,356)
(1,500)	Yaskawa Electric Corp	Barclays Bank	(642)
(1,600)	Yaskawa Electric Corp	BNP Paribas	(2,169)
(1,200)	Yaskawa Electric Corp	Goldman Sachs	(1,627)
6,300	Yokogawa Electric Corp	Bank of America Merrill Lynch	8,315
(8,100)	Z Holdings Corp	Bank of America Merrill Lynch	693
(24,900)	Z Holdings Corp	Barclays Bank	2,167
(54,600)	Z Holdings Corp	BNP Paribas	4,674
(4,300)	Z Holdings Corp	Citibank	374
(42,200)	Z Holdings Corp	Goldman Sachs	3,613
(49,900)	Z Holdings Corp	HSBC	3,133
500	ZOZO Inc	Bank of America Merrill Lynch	(842)
4,900	ZOZO Inc	Barclays Bank	(5,628)
2,600	ZOZO Inc	BNP Paribas	(4,378)
2,100	ZOZO Inc	Goldman Sachs	(3,536)
1,600	ZOZO Inc	HSBC	(205)
1,200	ZOZO Inc	JP Morgan	(154)
			<u>327,597</u>
リベリア			
(175)	Royal Caribbean Cruises Ltd	Barclays Bank	25
(767)	Royal Caribbean Cruises Ltd	Goldman Sachs	(3,122)
(220)	Royal Caribbean Cruises Ltd	HSBC	(405)
			<u>(3,502)</u>
オランダ			
(4,950)	ABN AMRO Bank NV - CVA	BNP Paribas	2,563
(621)	ABN AMRO Bank NV - CVA	HSBC	484
(17)	Adyen NV	Barclays Bank	(497)
(81)	Adyen NV	BNP Paribas	(10,067)
(7)	Adyen NV	Goldman Sachs	(870)
(33)	Adyen NV	HSBC	(3,883)
(7)	Adyen NV	JP Morgan	(824)
(12,507)	Aegon NV	Barclays Bank	3,138
(20,752)	Aegon NV	BNP Paribas	1,219
(3,973)	Aegon NV	Citibank	997
(2,421)	Aegon NV	JP Morgan	(119)
(387)	Akzo Nobel NV	Bank of America Merrill Lynch	2,273
(876)	Akzo Nobel NV	Barclays Bank	5,294
(2,664)	Akzo Nobel NV	BNP Paribas	15,645
(469)	Akzo Nobel NV	Citibank	2,834
(963)	Akzo Nobel NV	Goldman Sachs	5,655
(545)	Akzo Nobel NV	HSBC	2,595

保有高	銘柄	取引相手	未実現純利益 / (損) (米ドル)
オランダ(続き)			
(438)	Akzo Nobel NV	JP Morgan	2,086
978	ArcelorMittal SA	Bank of America Merrill Lynch	(1,138)
3,767	ArcelorMittal SA	Barclays Bank	(3,161)
2,371	ArcelorMittal SA	Citibank	(2,682)
350	ArcelorMittal SA	HSBC	(676)
(15)	ASM International NV	Barclays Bank	(617)
(198)	ASM International NV	BNP Paribas	(14,260)
48	ASML Holding NV	Bank of America Merrill Lynch	4,167
161	ASML Holding NV	Barclays Bank	4,596
423	ASML Holding NV	BNP Paribas	36,720
78	ASML Holding NV	Goldman Sachs	6,771
19	ASML Holding NV	HSBC	1,737
17	ASML Holding NV	JP Morgan	1,554
(81)	DSM-Firmenich AG	Bank of America Merrill Lynch	1,159
(1,032)	DSM-Firmenich AG	Barclays Bank	14,832
(367)	DSM-Firmenich AG	BNP Paribas	5,251
(494)	DSM-Firmenich AG	HSBC	7,965
612	EXOR NV	Barclays Bank	(1,804)
1,545	EXOR NV	BNP Paribas	(759)
133	Heineken Holding NV	Barclays Bank	(774)
(27)	Heineken NV	Bank of America Merrill Lynch	306
(112)	Heineken NV	Barclays Bank	911
(1,169)	Heineken NV	BNP Paribas	13,256
(35)	Heineken NV	Citibank	285
(113)	Heineken NV	Goldman Sachs	1,281
(349)	Heineken NV	HSBC	4,013
(63)	IMCD NV	Bank of America Merrill Lynch	(7)
(196)	IMCD NV	Barclays Bank	235
(584)	IMCD NV	BNP Paribas	(62)
(472)	IMCD NV	Citibank	458
1,121	ING Groep NV	Bank of America Merrill Lynch	(112)
2,183	ING Groep NV	Barclays Bank	(662)
1,732	ING Groep NV	BNP Paribas	(174)
834	ING Groep NV	Goldman Sachs	(84)
(1,334)	JDE Peet's NV	BNP Paribas	541
(363)	JDE Peet's NV	Goldman Sachs	147
(843)	Just Eat Takeaway.com NV	Barclays Bank	1,465
(1,708)	Just Eat Takeaway.com NV	BNP Paribas	4,636
(405)	Just Eat Takeaway.com NV	Goldman Sachs	1,099
(266)	Just Eat Takeaway.com NV	HSBC	623
373	Koninklijke Ahold Delhaize NV	Bank of America Merrill Lynch	(570)
1,160	Koninklijke Ahold Delhaize NV	Barclays Bank	(1,325)
8,617	Koninklijke Ahold Delhaize NV	BNP Paribas	(13,157)
707	Koninklijke Ahold Delhaize NV	Goldman Sachs	(1,079)
6,068	Koninklijke KPN NV	Bank of America Merrill Lynch	(577)
44,395	Koninklijke KPN NV	Barclays Bank	(1,849)
79,927	Koninklijke KPN NV	BNP Paribas	(7,595)
8,703	Koninklijke KPN NV	Citibank	(220)
11,288	Koninklijke KPN NV	HSBC	(928)
3,920	Koninklijke KPN NV	JP Morgan	(322)
74	Koninklijke Philips NV	Bank of America Merrill Lynch	(46)
528	Koninklijke Philips NV	BNP Paribas	(319)
253	Koninklijke Philips NV	Citibank	(322)
614	Koninklijke Philips NV	Goldman Sachs	(362)
4,732	NN Group NV	BNP Paribas	(2,324)

保有高	銘柄	取引相手	未実現純資産 / (損) (米ドル)
オランダ(続き)			
1,831	NN Group NV	Goldman Sachs	(899)
(3,757)	OCI NV	Barclays Bank	9,679
(290)	OCI NV	BNP Paribas	709
(2,097)	OCI NV	Citibank	3,964
(496)	OCI NV	Goldman Sachs	1,213
(573)	Prosus NV	Barclays Bank	734
(3,352)	Prosus NV	BNP Paribas	21,367
(148)	Prosus NV	Citibank	412
(660)	Prosus NV	Goldman Sachs	4,207
(263)	Prosus NV	HSBC	1,362
374	Randstad NV	Bank of America Merrill Lynch	(639)
208	Randstad NV	Barclays Bank	(482)
1,788	Randstad NV	BNP Paribas	(3,055)
414	Randstad NV	Citibank	(959)
361	Randstad NV	HSBC	(686)
(10,238)	Universal Music Group NV	BNP Paribas	(1,476)
(531)	Universal Music Group NV	JP Morgan	326
872	Wolters Kluwer NV	Barclays Bank	(838)
1,045	Wolters Kluwer NV	BNP Paribas	(2,622)
124	Wolters Kluwer NV	Goldman Sachs	(311)
128	Wolters Kluwer NV	HSBC	(102)
123	Wolters Kluwer NV	JP Morgan	(98)
			<u>116,370</u>
ニュージーランド			
(82,472)	Auckland International Airport Ltd	HSBC	(6,182)
(2,001)	EBOS Group Ltd	BNP Paribas	2,364
(1,106)	EBOS Group Ltd	Goldman Sachs	1,306
12,829	Fisher & Paykel Healthcare Corp Ltd	Goldman Sachs	(26,543)
(54,097)	Mercury NZ Ltd	HSBC	(5,840)
22,661	Meridian Energy Ltd	Bank of America Merrill Lynch	(2,310)
14,116	Meridian Energy Ltd	BNP Paribas	(1,439)
8,424	Spark New Zealand Ltd	Bank of America Merrill Lynch	(303)
24,869	Spark New Zealand Ltd	Barclays Bank	(1,342)
54,495	Spark New Zealand Ltd	BNP Paribas	(1,961)
10,539	Spark New Zealand Ltd	Citibank	(569)
23,437	Spark New Zealand Ltd	Goldman Sachs	(843)
			<u>(43,662)</u>
ノルウェー			
(1,316)	Adevinta ASA	Bank of America Merrill Lynch	41
(11,487)	Adevinta ASA	BNP Paribas	360
(1,042)	Aker BP ASA	Bank of America Merrill Lynch	644
(3,721)	Aker BP ASA	Barclays Bank	2,157
(3,081)	Aker BP ASA	BNP Paribas	1,905
(2,472)	Aker BP ASA	Goldman Sachs	1,529
(1,498)	Aker BP ASA	HSBC	591
4,627	DNB Bank ASA	Bank of America Merrill Lynch	311
4,642	DNB Bank ASA	Barclays Bank	(354)
7,333	DNB Bank ASA	BNP Paribas	493
3,749	DNB Bank ASA	Citibank	117
5,314	DNB Bank ASA	Goldman Sachs	357
1,410	DNB Bank ASA	HSBC	38
1,289	DNB Bank ASA	JP Morgan	35
9	Equinor ASA	Bank of America Merrill Lynch	(13)
1,028	Equinor ASA	Barclays Bank	(914)
1,423	Equinor ASA	BNP Paribas	(2,117)

保有高	銘柄	取引相手	未実現純資産 / (損) (米ドル)
ノルウェー(続き)			
1,190	Equinor ASA	Citibank	(1,971)
1,518	Equinor ASA	Goldman Sachs	(2,258)
1,251	Equinor ASA	HSBC	(3,392)
61	Equinor ASA	JP Morgan	(165)
(101)	Gjensidige Forsikring ASA	Bank of America Merrill Lynch	(35)
(2,110)	Gjensidige Forsikring ASA	Barclays Bank	(548)
(4,696)	Gjensidige Forsikring ASA	BNP Paribas	(1,641)
(851)	Gjensidige Forsikring ASA	Citibank	(221)
(1,395)	Gjensidige Forsikring ASA	Goldman Sachs	(488)
(310)	Kongsberg Gruppen ASA	Bank of America Merrill Lynch	717
(261)	Kongsberg Gruppen ASA	Goldman Sachs	604
(1,449)	Mowi ASA	Barclays Bank	(662)
(2,732)	Mowi ASA	BNP Paribas	73
(144)	Mowi ASA	Citibank	(66)
2,728	Norsk Hydro ASA	Bank of America Merrill Lynch	(411)
11,755	Norsk Hydro ASA	Barclays Bank	(2,297)
4,270	Norsk Hydro ASA	BNP Paribas	(643)
2,871	Norsk Hydro ASA	Citibank	(561)
3,094	Norsk Hydro ASA	Goldman Sachs	(466)
4,379	Norsk Hydro ASA	HSBC	(2,999)
(1,481)	Orkla ASA	Bank of America Merrill Lynch	154
(7,353)	Orkla ASA	Barclays Bank	1,094
(5,752)	Orkla ASA	BNP Paribas	598
(6,521)	Orkla ASA	Goldman Sachs	678
(6,596)	Orkla ASA	HSBC	(2,779)
(258)	Salmar ASA	Bank of America Merrill Lynch	(606)
(2,706)	Salmar ASA	Barclays Bank	(7,979)
(908)	Salmar ASA	BNP Paribas	(2,132)
(337)	Salmar ASA	Citibank	(994)
(1,026)	Salmar ASA	Goldman Sachs	(2,409)
(1,561)	Telenor ASA	Bank of America Merrill Lynch	1,098
(4,433)	Telenor ASA	Barclays Bank	1,192
(6,687)	Telenor ASA	BNP Paribas	4,705
(2,809)	Telenor ASA	Citibank	755
(3,843)	Telenor ASA	Goldman Sachs	2,704
(6,409)	Telenor ASA	HSBC	8,301
(2,150)	Yara International ASA	Barclays Bank	1,813
(903)	Yara International ASA	Citibank	776
(229)	Yara International ASA	Goldman Sachs	158
			<u>(5,123)</u>
ポルトガル			
(1,830)	Galp Energia SGPS SA	BNP Paribas	1,479
(2,479)	Galp Energia SGPS SA	Citibank	569
(1,737)	Galp Energia SGPS SA	Goldman Sachs	1,404
2,312	Jeronimo Martins SGPS SA	Bank of America Merrill Lynch	346
1,487	Jeronimo Martins SGPS SA	Barclays Bank	(64)
951	Jeronimo Martins SGPS SA	BNP Paribas	142
484	Jeronimo Martins SGPS SA	Citibank	(21)
1,536	Jeronimo Martins SGPS SA	Goldman Sachs	230
			<u>4,085</u>
シンガポール			
(7,700)	CapitaLand Investment Ltd	Bank of America Merrill Lynch	1,536
(11,600)	CapitaLand Investment Ltd	Barclays Bank	1,114
(50,600)	CapitaLand Investment Ltd	BNP Paribas	10,092
(4,000)	CapitaLand Investment Ltd	Citibank	384

保有高	銘柄	取引相手	未実現純利益/(損) (米ドル)
シンガポール(続き)			
(10,400)	CapitaLand Investment Ltd	Goldman Sachs	2,074
(5,100)	CapitaLand Investment Ltd	HSBC	1,921
(2,300)	City Developments Ltd	BNP Paribas	442
400	DBS Group Holdings Ltd	Citibank	(180)
10,500	Singapore Airlines Ltd	Bank of America Merrill Lynch	3,955
5,300	Singapore Airlines Ltd	Barclays Bank	(313)
16,200	Singapore Airlines Ltd	BNP Paribas	6,103
8,000	Singapore Airlines Ltd	Citibank	(473)
36,500	Singapore Airlines Ltd	Goldman Sachs	13,750
10,400	Singapore Airlines Ltd	HSBC	4,148
7,600	Singapore Airlines Ltd	JP Morgan	3,031
(1,700)	Singapore Exchange Ltd	Barclays Bank	50
(8,600)	Singapore Exchange Ltd	Goldman Sachs	1,525
(14,000)	Singapore Technologies Engineering Ltd	Bank of America Merrill Lynch	(414)
(39,000)	Singapore Technologies Engineering Ltd	Barclays Bank	2,881
(135,700)	Singapore Technologies Engineering Ltd	BNP Paribas	(4,009)
(33,200)	Singapore Technologies Engineering Ltd	Citibank	2,452
(64,400)	Singapore Technologies Engineering Ltd	Goldman Sachs	(1,903)
(45,800)	Singapore Technologies Engineering Ltd	HSBC	(338)
(11,200)	Singapore Technologies Engineering Ltd	JP Morgan	(83)
600	Singapore Telecommunications Ltd	Bank of America Merrill Lynch	(27)
39,700	Singapore Telecommunications Ltd	Barclays Bank	(208)
19,000	Singapore Telecommunications Ltd	BNP Paribas	(842)
(17,500)	UOL Group Ltd	Bank of America Merrill Lynch	6,593
(3,200)	Venture Corp Ltd	Barclays Bank	95
(13,800)	Venture Corp Ltd	BNP Paribas	1,019
(4,400)	Venture Corp Ltd	Citibank	300
(6,400)	Venture Corp Ltd	Goldman Sachs	473
3,500	Wilmar International Ltd	Barclays Bank	(207)
13,800	Wilmar International Ltd	BNP Paribas	(917)
8,800	Wilmar International Ltd	Goldman Sachs	(585)
8,900	Wilmar International Ltd	HSBC	(132)
			<u>53,307</u>
韓国			
1	Doosan Co Ltd	Citibank	-
1	HDC Holdings Co Ltd	Goldman Sachs	-
1	HDC Holdings Co Ltd	JP Morgan	-
(1)	Lotte Shopping Co Ltd	Bank of America Merrill Lynch	-
			<u>-</u>
スペイン			
(90)	Acciona SA	BNP Paribas	1,326
347	ACS Actividades de Construccion y Servicios SA	Barclays Bank	(93)
1,382	ACS Actividades de Construccion y Servicios SA	BNP Paribas	708
1,558	ACS Actividades de Construccion y Servicios SA	Citibank	(416)
992	ACS Actividades de Construccion y Servicios SA	Goldman Sachs	508
7,686	ACS Actividades de Construccion y Servicios SA	HSBC	(5,991)
(164)	Aena SME SA	BNP Paribas	324
140	Amadeus IT Group SA	Barclays Bank	106
197	Amadeus IT Group SA	BNP Paribas	349
143	Amadeus IT Group SA	Citibank	24
172	Amadeus IT Group SA	Goldman Sachs	305
409	Amadeus IT Group SA	HSBC	2,288
10,934	Banco Bilbao Vizcaya Argentaria SA	Bank of America Merrill Lynch	(1,821)
5,544	Banco Bilbao Vizcaya Argentaria SA	Barclays Bank	(2,001)
20,816	Banco Bilbao Vizcaya Argentaria SA	BNP Paribas	(3,467)

保有高	銘柄	取引相手	未実現純利益/(損) (米ドル)
スペイン(続き)			
8,116	Banco Bilbao Vizcaya Argentaria SA	Goldman Sachs	(1,352)
3,324	Banco Bilbao Vizcaya Argentaria SA	HSBC	(788)
987	Banco Bilbao Vizcaya Argentaria SA	JP Morgan	(234)
18,543	Banco Santander SA	Barclays Bank	(3,207)
19,071	Banco Santander SA	BNP Paribas	(1,639)
2,050	Banco Santander SA	Goldman Sachs	(176)
(16,402)	CaixaBank SA	BNP Paribas	(1,734)
(16,837)	CaixaBank SA	Goldman Sachs	(1,780)
(9,000)	CaixaBank SA	JP Morgan	(903)
(3,415)	Cellnex Telecom SA	Bank of America Merrill Lynch	(510)
(2,995)	Cellnex Telecom SA	Barclays Bank	1,023
(6,190)	Cellnex Telecom SA	BNP Paribas	(925)
(641)	Cellnex Telecom SA	Citibank	(347)
(1,525)	Cellnex Telecom SA	Goldman Sachs	(228)
(439)	Cellnex Telecom SA	HSBC	(131)
280	Corp ACCIONA Energias Renovables SA	Barclays Bank	(173)
386	Corp ACCIONA Energias Renovables SA	JP Morgan	(800)
(1,081)	Endesa SA	Goldman Sachs	(421)
(492)	Endesa SA	HSBC	(31)
(1,917)	Ferrovial SA	Bank of America Merrill Lynch	(348)
(362)	Ferrovial SA	Barclays Bank	259
(4,373)	Ferrovial SA	BNP Paribas	(794)
(15,768)	Ferrovial SA	Citibank	11,280
(971)	Ferrovial SA	Goldman Sachs	(176)
(442)	Ferrovial SA	HSBC	14
(925)	Grifols SA	Bank of America Merrill Lynch	380
(2,812)	Grifols SA	Barclays Bank	2,267
(11,373)	Grifols SA	BNP Paribas	4,675
(543)	Grifols SA	Goldman Sachs	223
19,100	Grifols SA	HSBC	-
(123)	Grifols SA	JP Morgan	(187)
37,445	Iberdrola SA	BNP Paribas	(14,393)
5,669	Iberdrola SA	Goldman Sachs	(2,179)
2,288	Industria de Diseno Textil SA	BNP Paribas	220
349	Industria de Diseno Textil SA	HSBC	(268)
319	Naturgy Energy Group SA	Barclays Bank	(232)
732	Repsol SA	Barclays Bank	(559)
9,736	Repsol SA	BNP Paribas	(6,653)
3,992	Repsol SA	Goldman Sachs	(2,728)
(1,462)	Telefonica SA	BNP Paribas	(53)
(39,020)	Telefonica SA	Goldman Sachs	(1,417)
(3,078)	Telefonica SA	HSBC	174
			<u>(32,702)</u>
スウェーデン			
(629)	Alfa Laval AB	Bank of America Merrill Lynch	(214)
(1,739)	Alfa Laval AB	Barclays Bank	784
(650)	Alfa Laval AB	BNP Paribas	(221)
(663)	Alfa Laval AB	Citibank	299
(849)	Alfa Laval AB	Goldman Sachs	(289)
(417)	Alfa Laval AB	HSBC	(318)
557	Assa Abloy AB 'B'	Bank of America Merrill Lynch	(195)
2,106	Assa Abloy AB 'B'	Barclays Bank	(885)
5,063	Assa Abloy AB 'B'	BNP Paribas	(1,770)
1,567	Assa Abloy AB 'B'	Citibank	(688)
3,111	Assa Abloy AB 'B'	Goldman Sachs	(1,088)

保有高	銘柄	取引相手	未実現純評価益/(損) (米ドル)
	スウェーデン(続き)		
903	Assa Abloy AB 'B'	HSBC	83
1,286	Assa Abloy AB 'B'	JP Morgan	118
(6,955)	Atlas Copco AB 'A'	BNP Paribas	(5,663)
171	Boliden AB	Barclays Bank	(997)
2,110	Boliden AB	BNP Paribas	(4,232)
(3,446)	Electrolux AB 'B'	Barclays Bank	6,689
(168)	Electrolux AB 'B'	Citibank	326
(11,789)	Electrolux AB 'B'	Goldman Sachs	21,258
(2,042)	Electrolux AB 'B'	JP Morgan	4,518
(14,398)	Embracer Group AB	Bank of America Merrill Lynch	37,182
(14,495)	Embracer Group AB	Barclays Bank	11,024
(21,652)	Embracer Group AB	Citibank	(3,837)
(20,440)	Embracer Group AB	Goldman Sachs	52,785
(2,161)	Embracer Group AB	JP Morgan	5,422
4,065	Epiroc AB 'A'	Bank of America Merrill Lynch	(5,404)
4,471	Epiroc AB 'A'	Barclays Bank	(7,630)
1,430	Epiroc AB 'A'	BNP Paribas	(1,901)
773	Epiroc AB 'A'	Citibank	(1,319)
2,693	Epiroc AB 'A'	HSBC	(3,977)
767	Epiroc AB 'A'	JP Morgan	(1,133)
(3,341)	EQT AB	BNP Paribas	1,629
(437)	Essity AB 'B'	Barclays Bank	808
(10)	Essity AB 'B'	Goldman Sachs	14
81	Evolution AB	Bank of America Merrill Lynch	516
194	Evolution AB	Barclays Bank	(36)
202	Evolution AB	HSBC	2,698
120	Evolution AB	JP Morgan	1,603
(364)	Fastighets AB Balder 'B'	Bank of America Merrill Lynch	138
(6,717)	Fastighets AB Balder 'B'	BNP Paribas	2,552
(2,195)	Fastighets AB Balder 'B'	Goldman Sachs	834
(1,324)	Getinge AB 'B'	Barclays Bank	365
(396)	Getinge AB 'B'	HSBC	(26)
(1,689)	H & M Hennes & Mauritz AB 'B'	Bank of America Merrill Lynch	1,113
(5,578)	H & M Hennes & Mauritz AB 'B'	BNP Paribas	3,674
(5,226)	Hexagon AB 'B'	Barclays Bank	(2,207)
(14,898)	Hexagon AB 'B'	BNP Paribas	(13,912)
(136)	Hexagon AB 'B'	Goldman Sachs	(127)
(1,132)	Holmen AB 'B'	Barclays Bank	(10)
(1,274)	Holmen AB 'B'	BNP Paribas	375
(1,364)	Holmen AB 'B'	Goldman Sachs	402
(1,240)	Holmen AB 'B'	HSBC	(171)
(4,960)	Husqvarna AB 'B'	Barclays Bank	4,536
(8,974)	Husqvarna AB 'B'	BNP Paribas	9,577
(9,187)	Husqvarna AB 'B'	Goldman Sachs	9,804
2,160	Industrivarden AB 'C'	Barclays Bank	(537)
1,960	Industrivarden AB 'C'	BNP Paribas	(18)
2,358	Industrivarden AB 'C'	Citibank	(586)
2,574	Industrivarden AB 'C'	Goldman Sachs	(24)
4,184	Industrivarden AB 'C'	HSBC	192
1,508	Indutrade AB	BNP Paribas	(291)
464	Indutrade AB	Citibank	(149)
1,226	Indutrade AB	Goldman Sachs	(237)
932	Indutrade AB	JP Morgan	(9)
(9,359)	Investment AB Latour 'B'	Goldman Sachs	4,994
3,238	Investor AB 'B'	Bank of America Merrill Lynch	1,668

保有高	銘柄	取引相手	未実現純評価益/(損) (米ドル)
	スウェーデン(続き)		
2,046	Investor AB 'B'	Barclays Bank	452
4,237	Investor AB 'B'	BNP Paribas	2,183
3,035	Investor AB 'B'	Goldman Sachs	1,564
1,831	Investor AB 'B'	HSBC	463
6,456	Investor AB 'B'	JP Morgan	1,633
(434)	L E Lundbergforetagen AB 'B'	Barclays Bank	1,238
(1,588)	L E Lundbergforetagen AB 'B'	BNP Paribas	5,157
(1,422)	Lifco AB 'B'	BNP Paribas	1,060
(2)	NCC AB 'B'	BNP Paribas	2
(641)	Nibe Industrier AB 'B'	Bank of America Merrill Lynch	793
(951)	Nibe Industrier AB 'B'	BNP Paribas	1,177
(3,731)	Nibe Industrier AB 'B'	Goldman Sachs	4,617
(1,356)	Nibe Industrier AB 'B'	HSBC	1,279
2,407	Nordea Bank Abp	Bank of America Merrill Lynch	(142)
1,183	Nordea Bank Abp	Barclays Bank	(231)
15,251	Nordea Bank Abp	BNP Paribas	(898)
3,272	Nordea Bank Abp	Goldman Sachs	(193)
5,544	Nordea Bank Abp	HSBC	(887)
2,269	Sandvik AB	Barclays Bank	(2,672)
655	Sandvik AB	Citibank	(771)
1,296	Sandvik AB	Goldman Sachs	(1,323)
(6,786)	Securitas AB 'B'	BNP Paribas	4,220
(79)	Securitas AB 'B'	Goldman Sachs	49
1,177	Skandinaviska Enskilda Banken AB 'A'	Barclays Bank	(184)
4,493	Skandinaviska Enskilda Banken AB 'A'	BNP Paribas	(475)
2,004	Skandinaviska Enskilda Banken AB 'A'	HSBC	(221)
1,944	Skandinaviska Enskilda Banken AB 'A'	JP Morgan	(215)
663	Skanska AB 'B'	Barclays Bank	(409)
1,695	Skanska AB 'B'	BNP Paribas	(1,294)
2,421	Skanska AB 'B'	Goldman Sachs	(1,849)
(510)	SKF AB 'B'	Bank of America Merrill Lynch	441
(646)	SKF AB 'B'	BNP Paribas	559
(1,753)	SKF AB 'B'	HSBC	2,064
(2,488)	Svenska Cellulosa AB SCA 'B'	Bank of America Merrill Lynch	149
(2,722)	Svenska Cellulosa AB SCA 'B'	Barclays Bank	(163)
(15,635)	Svenska Cellulosa AB SCA 'B'	BNP Paribas	935
(1,259)	Svenska Cellulosa AB SCA 'B'	Citibank	(75)
(8,796)	Svenska Cellulosa AB SCA 'B'	Goldman Sachs	526
(840)	Svenska Cellulosa AB SCA 'B'	HSBC	(4)
1,208	Svenska Handelsbanken AB 'A'	Citibank	(137)
628	Swedbank AB 'A'	Bank of America Merrill Lynch	(127)
498	Swedbank AB 'A'	Barclays Bank	(124)
2,294	Swedbank AB 'A'	BNP Paribas	(464)
669	Swedbank AB 'A'	Citibank	(166)
1,642	Swedbank AB 'A'	Goldman Sachs	(332)
(2,204)	Swedish Orphan Biovitrum AB	Bank of America Merrill Lynch	3,731
(713)	Swedish Orphan Biovitrum AB	Barclays Bank	155
(340)	Swedish Orphan Biovitrum AB	BNP Paribas	576
(1,246)	Swedish Orphan Biovitrum AB	Goldman Sachs	2,109
(8,733)	Tele2 AB 'B'	BNP Paribas	6,652
(2,333)	Tele2 AB 'B'	Citibank	500
(2,069)	Telefonaktiebolaget LM Ericsson 'B'	Barclays Bank	99
(1,881)	Telefonaktiebolaget LM Ericsson 'B'	BNP Paribas	(268)
(2,393)	Telefonaktiebolaget LM Ericsson 'B'	HSBC	(192)
(8,842)	Telia Co AB	Bank of America Merrill Lynch	1,375

保有高	銘柄	取引相手	未実現純資産/損 (米ドル)
スウェーデン(続き)			
(26,746)	Telia Co AB	Barclays Bank	2,364
(54,814)	Telia Co AB	BNP Paribas	8,522
(12,662)	Telia Co AB	Goldman Sachs	1,969
(8,784)	Telia Co AB	JP Morgan	1,350
637	Volvo AB B'	Bank of America Merrill Lynch	(352)
1,310	Volvo AB B'	Barclays Bank	(976)
1,067	Volvo AB B'	BNP Paribas	(589)
3,935	Volvo AB B'	Goldman Sachs	(2,172)
525	Volvo AB B'	HSBC	(307)
5,639	Volvo AB B'	JP Morgan	(3,294)
			166,336
スイス			
(11,404)	ABB Ltd Reg	Barclays Bank	(125)
(825)	Adecco Group AG Reg	Bank of America Merrill Lynch	1,790
(1,210)	Adecco Group AG Reg	Barclays Bank	2,108
(9)	Adecco Group AG Reg	BNP Paribas	20
(1,052)	Adecco Group AG Reg	Goldman Sachs	2,282
(211)	Alcon Inc	HSBC	(1,077)
(112)	Bachem Holding AG	Bank of America Merrill Lynch	160
(48)	Bachem Holding AG	Barclays Bank	79
(2,157)	Bachem Holding AG	BNP Paribas	3,072
(165)	Bachem Holding AG	HSBC	1,473
222	Baloise Holding AG Reg	Bank of America Merrill Lynch	170
286	Baloise Holding AG Reg	Barclays Bank	(345)
371	Baloise Holding AG Reg	Goldman Sachs	285
103	Baloise Holding AG Reg	HSBC	(34)
(278)	Banque Cantonale Vaudois Reg	Bank of America Merrill Lynch	(1,295)
(666)	Banque Cantonale Vaudois Reg	Barclays Bank	(1,605)
(1,503)	Banque Cantonale Vaudois Reg	BNP Paribas	(6,999)
(13)	Banque Cantonale Vaudois Reg	Citibank	(31)
(1,314)	Banque Cantonale Vaudois Reg	Goldman Sachs	(6,119)
(598)	Banque Cantonale Vaudois Reg	HSBC	(2,555)
(47)	Barry Callebaut AG Reg	Barclays Bank	3,914
(12)	Barry Callebaut AG Reg	BNP Paribas	1,433
(22)	Barry Callebaut AG Reg	Citibank	1,832
(28)	Barry Callebaut AG Reg	Goldman Sachs	3,344
4	Chocoladefabriken Lindt & Spruengli AG	Bank of America Merrill Lynch	(1,315)
2	Chocoladefabriken Lindt & Spruengli AG	Barclays Bank	(351)
5	Chocoladefabriken Lindt & Spruengli AG	BNP Paribas	(1,644)
3	Chocoladefabriken Lindt & Spruengli AG	HSBC	(1,019)
2	Chocoladefabriken Lindt & Spruengli AG	JP Morgan	(679)
573	Clariant AG Reg	Bank of America Merrill Lynch	(553)
1,330	Clariant AG Reg	Barclays Bank	(1,020)
1,390	Clariant AG Reg	BNP Paribas	(1,340)
1,361	Clariant AG Reg	Citibank	(1,044)
1,857	Clariant AG Reg	Goldman Sachs	(1,791)
2,461	Clariant AG Reg	HSBC	(3,101)
1,974	Clariant AG Reg	JP Morgan	(2,487)
(140)	EMS-Chemie Holding AG Reg	Barclays Bank	690
20	Geberit AG Reg	Bank of America Merrill Lynch	(348)
77	Geberit AG Reg	Barclays Bank	(772)
135	Geberit AG Reg	BNP Paribas	(2,352)
60	Geberit AG Reg	Citibank	(655)
53	Geberit AG Reg	Goldman Sachs	(923)
168	Geberit AG Reg	HSBC	(4,731)

保有高	銘柄	取引相手	未実現純資産/損 (米ドル)
スイス(続き)			
42	Geberit AG Reg	JP Morgan	(1,183)
(4)	Givaudan SA Reg	Barclays Bank	(53)
(7)	Givaudan SA Reg	BNP Paribas	1,012
(5)	Givaudan SA Reg	HSBC	685
740	Holcim AG	Bank of America Merrill Lynch	(1,816)
675	Holcim AG	Barclays Bank	(1,145)
7,378	Holcim AG	BNP Paribas	(18,109)
253	Holcim AG	HSBC	(1,103)
1,348	Julius Baer Group Ltd	Bank of America Merrill Lynch	(9,630)
700	Julius Baer Group Ltd	Goldman Sachs	(5,001)
84	Julius Baer Group Ltd	HSBC	(628)
1,494	Kuehne + Nagel International AG Reg	Barclays Bank	(3,929)
93	Kuehne + Nagel International AG Reg	Citibank	(256)
85	Kuehne + Nagel International AG Reg	HSBC	(1,285)
107	Kuehne + Nagel International AG Reg	JP Morgan	(1,618)
187	Logitech International SA Reg	Barclays Bank	(105)
469	Logitech International SA Reg	Citibank	(130)
(129)	Lonza Group AG Reg	Bank of America Merrill Lynch	2,064
(113)	Lonza Group AG Reg	Barclays Bank	916
(241)	Lonza Group AG Reg	BNP Paribas	3,855
(55)	Lonza Group AG Reg	Citibank	(188)
(32)	Lonza Group AG Reg	Goldman Sachs	512
(98)	Lonza Group AG Reg	HSBC	902
638	Nestle SA Reg	Barclays Bank	(2,412)
719	Nestle SA Reg	BNP Paribas	(4,648)
281	Nestle SA Reg	Citibank	184
679	Nestle SA Reg	Goldman Sachs	(4,390)
50	Novartis AG Reg	Bank of America Merrill Lynch	(255)
504	Novartis AG Reg	Barclays Bank	438
1,263	Novartis AG Reg	BNP Paribas	(6,449)
145	Novartis AG Reg	Citibank	(117)
2,069	Novartis AG Reg	Goldman Sachs	(10,564)
1,470	Novartis AG Reg	JP Morgan	(9,471)
36	Partners Group Holding AG	Bank of America Merrill Lynch	(923)
44	Partners Group Holding AG	Barclays Bank	(1,116)
51	Partners Group Holding AG	BNP Paribas	(1,308)
13	Partners Group Holding AG	Citibank	(55)
12	Partners Group Holding AG	Goldman Sachs	(308)
50	Partners Group Holding AG	HSBC	(1,665)
43	Partners Group Holding AG	JP Morgan	(1,432)
338	Roche Holding AG	Bank of America Merrill Lynch	1,056
444	Roche Holding AG	Barclays Bank	341
129	Roche Holding AG	BNP Paribas	403
213	Roche Holding AG	Goldman Sachs	665
312	Roche Holding AG	HSBC	1,026
(391)	Schindler Holding AG	Barclays Bank	3,192
(57)	Schindler Holding AG	BNP Paribas	518
(221)	Schindler Holding AG	Goldman Sachs	2,010
(9)	Schindler Holding AG	HSBC	101
(175)	SGS SA Reg	Citibank	(104)
(450)	SGS SA Reg	Goldman Sachs	(473)
(200)	SGS SA Reg	HSBC	26
(2,130)	SIG Group AG	Bank of America Merrill Lynch	560
(1,277)	SIG Group AG	Barclays Bank	896
(3,684)	SIG Group AG	BNP Paribas	969

保有高	銘柄	取引相手	未実現純利益/損 (米ドル)
	スイス(続き)		
(438)	SIG Group AG	Citibank	307
(2,415)	SIG Group AG	Goldman Sachs	635
(1,397)	SIG Group AG	HSBC	1,439
(722)	SIG Group AG	JP Morgan	744
84	Sika AG Reg	BNP Paribas	(64)
115	Sika AG Reg	Goldman Sachs	(88)
(92)	Sonova Holding AG Reg	Barclays Bank	1,197
(85)	Sonova Holding AG Reg	BNP Paribas	4,107
137	Straumann Holding AG Reg	Barclays Bank	(1,111)
3	Straumann Holding AG Reg	HSBC	(24)
113	Swatch Group AG	Bank of America Merrill Lynch	(3,244)
44	Swatch Group AG	Barclays Bank	(877)
228	Swatch Group AG	BNP Paribas	(6,545)
30	Swatch Group AG	Citibank	(598)
33	Swatch Group AG	Goldman Sachs	(947)
43	Swiss Life Holding AG Reg	Bank of America Merrill Lynch	(396)
91	Swiss Life Holding AG Reg	Barclays Bank	(518)
231	Swiss Life Holding AG Reg	Goldman Sachs	(2,126)
28	Swiss Life Holding AG Reg	HSBC	(792)
48	Swiss Life Holding AG Reg	JP Morgan	(1,357)
(400)	Swiss Prime Site AG Reg	Bank of America Merrill Lynch	1,753
(437)	Swiss Prime Site AG Reg	Barclays Bank	1,484
(870)	Swiss Prime Site AG Reg	BNP Paribas	3,813
(231)	Swiss Prime Site AG Reg	Citibank	785
(226)	Swiss Prime Site AG Reg	Goldman Sachs	991
(450)	Swiss Prime Site AG Reg	HSBC	1,775
(116)	Swiss Prime Site AG Reg	JP Morgan	458
(371)	Swiss Re AG	Bank of America Merrill Lynch	(1,049)
(766)	Swiss Re AG	Barclays Bank	(1,007)
(576)	Swiss Re AG	Goldman Sachs	(1,628)
18	Swisscom AG Reg	Bank of America Merrill Lynch	(316)
239	Swisscom AG Reg	Barclays Bank	(1,152)
103	Swisscom AG Reg	BNP Paribas	(1,806)
55	Swisscom AG Reg	Citibank	(88)
16	Swisscom AG Reg	Goldman Sachs	(281)
18	Swisscom AG Reg	JP Morgan	(462)
(743)	Temenos AG Reg	Barclays Bank	286
(179)	Temenos AG Reg	Citibank	(58)
326	UBS Group AG Reg	Barclays Bank	(291)
8,558	UBS Group AG Reg	BNP Paribas	281
16	UBS Group AG Reg	Citibank	(14)
1,589	UBS Group AG Reg	Goldman Sachs	52
2,080	UBS Group AG Reg	HSBC	(479)
33	VAT Group AG	Barclays Bank	1,522
75	VAT Group AG	BNP Paribas	4,528
119	VAT Group AG	Citibank	5,130
34	VAT Group AG	Goldman Sachs	2,053
			(87,174)
	英国		
612	3i Group Plc	Bank of America Merrill Lynch	595
1,256	3i Group Plc	Barclays Bank	132
3,106	3i Group Plc	BNP Paribas	3,018
1,106	3i Group Plc	Citibank	116
3,336	3i Group Plc	HSBC	7,599
836	3i Group Plc	JP Morgan	1,904

保有高	銘柄	取引相手	未実現純利益/損 (米ドル)
	英国(続き)		
(9,632)	abrdrn Plc	Bank of America Merrill Lynch	835
(22,225)	abrdrn Plc	Barclays Bank	3,357
(16,729)	abrdrn Plc	BNP Paribas	1,450
(20,689)	abrdrn Plc	Goldman Sachs	1,793
(1,466)	Admiral Group Plc	Bank of America Merrill Lynch	(1,742)
(1,029)	Admiral Group Plc	BNP Paribas	(1,223)
(1,993)	Admiral Group Plc	Goldman Sachs	(2,368)
(1,812)	Admiral Group Plc	HSBC	(2,714)
2,879	Anglo American Plc	Barclays Bank	(2,699)
(2,383)	Antofagasta Plc	Bank of America Merrill Lynch	1,858
(3,593)	Antofagasta Plc	Barclays Bank	3,136
(2,710)	Antofagasta Plc	BNP Paribas	2,113
(756)	Antofagasta Plc	Goldman Sachs	590
(808)	Antofagasta Plc	HSBC	1,060
278	Ashtead Group Plc	Citibank	(458)
106	Associated British Foods Plc	Goldman Sachs	(93)
555	Associated British Foods Plc	HSBC	(622)
(346)	AstraZeneca Plc	Bank of America Merrill Lynch	1,388
(1,046)	AstraZeneca Plc	Barclays Bank	4,661
(1,003)	AstraZeneca Plc	BNP Paribas	4,023
(541)	AstraZeneca Plc	Citibank	2,411
(125)	AstraZeneca Plc	Goldman Sachs	501
(208)	AstraZeneca Plc	HSBC	613
1,562	Auto Trader Group Plc	Bank of America Merrill Lynch	(35)
10,059	Auto Trader Group Plc	Barclays Bank	(573)
18,251	Auto Trader Group Plc	BNP Paribas	(407)
7,214	Auto Trader Group Plc	Citibank	33
15,443	Auto Trader Group Plc	Goldman Sachs	(344)
3,071	Auto Trader Group Plc	HSBC	281
5,680	Auto Trader Group Plc	JP Morgan	520
(8,958)	Aviva Plc	BNP Paribas	1,730
(7,203)	Aviva Plc	Goldman Sachs	1,391
55,707	Barclays Plc	BNP Paribas	(2,262)
64,589	Barclays Plc	Citibank	(5,813)
18,560	Barclays Plc	Goldman Sachs	(754)
186	Berkeley Group Holdings Plc	Barclays Bank	(711)
183	Berkeley Group Holdings Plc	Citibank	(700)
4,977	BP Plc	Barclays Bank	(1,244)
51,131	BP Plc	BNP Paribas	(16,995)
11,689	BP Plc	Citibank	(2,153)
12,318	BP Plc	Goldman Sachs	(4,094)
(55,051)	BT Group Plc	BNP Paribas	3,544
(15,619)	BT Group Plc	Goldman Sachs	1,005
(18,626)	BT Group Plc	HSBC	1,303
(346)	Bunzl Plc	Bank of America Merrill Lynch	(26)
(413)	Bunzl Plc	Barclays Bank	(133)
(1,199)	Bunzl Plc	BNP Paribas	(89)
(380)	Bunzl Plc	Citibank	(122)
(354)	Bunzl Plc	Goldman Sachs	(26)
370	Burberry Group Plc	Bank of America Merrill Lynch	(1,713)
1,361	Burberry Group Plc	BNP Paribas	(6,301)
1,176	Burberry Group Plc	Goldman Sachs	(5,445)
1,187	Burberry Group Plc	HSBC	(5,393)
843	Burberry Group Plc	JP Morgan	(3,830)
438	Coca-Cola HBC AG	Barclays Bank	(694)

保有高	銘柄	取引相手	未実現純利益/損 (米ドル)
	英国(続き)		
4,250	Coca-Cola HBC AG	BNP Paribas	(8,049)
1,667	Compass Group Plc	Citibank	158
(107)	Croda International Plc	Barclays Bank	134
(305)	Croda International Plc	Citibank	32
668	DCC Plc	BNP Paribas	(372)
(1,254)	Diageo Plc	Bank of America Merrill Lynch	2,592
(2,965)	Diageo Plc	Barclays Bank	6,295
(1,245)	Diageo Plc	Citibank	2,643
4,717	Dowlais Group Plc	Barclays Bank	(651)
5,212	Dowlais Group Plc	Goldman Sachs	242
4,420	Dowlais Group Plc	HSBC	402
(997)	Entain Plc	BNP Paribas	1,765
(541)	Entain Plc	Citibank	1,025
(544)	Entain Plc	Goldman Sachs	963
(665)	Entain Plc	JP Morgan	1,309
52	GSK Plc	Bank of America Merrill Lynch	(75)
6,871	GSK Plc	Barclays Bank	(6,209)
3,597	GSK Plc	BNP Paribas	(5,201)
2,574	GSK Plc	Citibank	(2,326)
668	GSK Plc	Goldman Sachs	(966)
480	GSK Plc	HSBC	(555)
(2,307)	Haleon Plc	Bank of America Merrill Lynch	725
(6,029)	Haleon Plc	Barclays Bank	1,433
(10,966)	Haleon Plc	BNP Paribas	3,448
(3,929)	Haleon Plc	Citibank	934
(12,105)	Haleon Plc	Goldman Sachs	3,806
(5,187)	Haleon Plc	JP Morgan	1,188
(773)	Halma Plc	Bank of America Merrill Lynch	478
(5,762)	Hargreaves Lansdown Plc	BNP Paribas	128
(9,446)	Hargreaves Lansdown Plc	Goldman Sachs	210
(4,737)	Hargreaves Lansdown Plc	HSBC	(926)
(1,679)	Hikma Pharmaceuticals Plc	Bank of America Merrill Lynch	686
(2,708)	Hikma Pharmaceuticals Plc	Barclays Bank	872
(357)	Hikma Pharmaceuticals Plc	BNP Paribas	146
(1,431)	Hikma Pharmaceuticals Plc	HSBC	779
(1,746)	HSBC Holdings Plc	Barclays Bank	519
(5,059)	HSBC Holdings Plc	BNP Paribas	1,115
2,994	Informa Plc	Bank of America Merrill Lynch	15
1,567	Informa Plc	Barclays Bank	(539)
6,078	Informa Plc	BNP Paribas	30
94	Informa Plc	Citibank	(32)
1,640	Informa Plc	Goldman Sachs	8
3,592	Informa Plc	HSBC	89
2,539	Informa Plc	JP Morgan	63
1,019	InterContinental Hotels Group Plc	Barclays Bank	(984)
216	InterContinental Hotels Group Plc	BNP Paribas	16
614	InterContinental Hotels Group Plc	Goldman Sachs	46
(407)	Intertek Group Plc	Barclays Bank	(45)
5,196	J Sainsbury Plc	Goldman Sachs	(1,048)
956	Johnson Matthey Plc	Bank of America Merrill Lynch	(2,414)
378	Johnson Matthey Plc	Barclays Bank	(840)
761	Johnson Matthey Plc	BNP Paribas	(1,922)
761	Johnson Matthey Plc	JP Morgan	(1,743)
(19,371)	Kingfisher Plc	Barclays Bank	1,344
12,748	Legal & General Group Plc	BNP Paribas	(473)

保有高	銘柄	取引相手	未実現純利益/損 (米ドル)
	英国(続き)		
209	London Stock Exchange Group Plc	Barclays Bank	191
138	London Stock Exchange Group Plc	BNP Paribas	154
369	London Stock Exchange Group Plc	Goldman Sachs	411
416	London Stock Exchange Group Plc	HSBC	855
3,654	M&G Plc	BNP Paribas	32
9,855	M&G Plc	Citibank	(24)
4,717	Melrose Industries Plc	Barclays Bank	(409)
5,212	Melrose Industries Plc	Goldman Sachs	594
4,420	Melrose Industries Plc	HSBC	2,687
1,191	Mondi Plc	Barclays Bank	(627)
1,121	Mondi Plc	BNP Paribas	(687)
256	Mondi Plc	HSBC	(120)
(4,238)	National Grid Plc	Bank of America Merrill Lynch	2,807
(4,400)	National Grid Plc	Barclays Bank	(109)
(13,575)	National Grid Plc	BNP Paribas	8,990
(4,406)	National Grid Plc	Citibank	(109)
(1,453)	National Grid Plc	Goldman Sachs	962
(2,078)	National Grid Plc	HSBC	1,183
(4,282)	National Grid Plc	JP Morgan	2,438
5,238	NatWest Group Plc	Barclays Bank	(707)
28,177	NatWest Group Plc	BNP Paribas	(1,465)
3,265	NatWest Group Plc	Citibank	(441)
20,600	NatWest Group Plc	Goldman Sachs	(1,071)
3,222	NatWest Group Plc	HSBC	(44)
3,399	NatWest Group Plc	JP Morgan	(46)
293	Next Plc	Citibank	(878)
125	Next Plc	HSBC	(607)
(1,813)	Ocado Group Plc	Bank of America Merrill Lynch	1,347
(6,547)	Ocado Group Plc	Barclays Bank	1,989
(12,259)	Ocado Group Plc	BNP Paribas	9,105
(4,234)	Ocado Group Plc	Goldman Sachs	3,145
(3,764)	Ocado Group Plc	HSBC	4,846
(1,497)	Pearson Plc	Bank of America Merrill Lynch	315
(4,229)	Pearson Plc	Barclays Bank	444
(6,067)	Pearson Plc	BNP Paribas	1,277
(7,322)	Pearson Plc	Citibank	1,386
(1,134)	Persimmon Plc	Bank of America Merrill Lynch	1,874
(2,248)	Persimmon Plc	Barclays Bank	2,922
(5,527)	Persimmon Plc	BNP Paribas	9,134
(1,111)	Persimmon Plc	Citibank	1,444
(3,423)	Persimmon Plc	Goldman Sachs	5,657
(964)	Persimmon Plc	HSBC	1,581
(5,260)	Phoenix Group Holdings Plc	BNP Paribas	951
(1,139)	Prudential Plc	Bank of America Merrill Lynch	1,502
(5,547)	Prudential Plc	Barclays Bank	7,374
(7,820)	Prudential Plc	BNP Paribas	10,310
(688)	Prudential Plc	Goldman Sachs	907
(2,141)	Prudential Plc	HSBC	2,915
(592)	Reckitt Benckiser Group Plc	Bank of America Merrill Lynch	1,612
(688)	Reckitt Benckiser Group Plc	Barclays Bank	1,993
(18)	Reckitt Benckiser Group Plc	Goldman Sachs	49
(963)	Reckitt Benckiser Group Plc	HSBC	2,122
(239)	Reckitt Benckiser Group Plc	JP Morgan	527
538	RELX Plc	Bank of America Merrill Lynch	420
2,659	RELX Plc	Barclays Bank	1,415

保有高	銘柄	取引相手	未実現純資産/損 (米ドル)	保有高	銘柄	取引相手	未実現純資産/損 (米ドル)
	英国(続き)				英国(続き)		
1,400	RELX (続キ)	BNP Paribas	1,092	1,097	St James's Place Plc	Bank of America Merrill Lynch	(122)
538	RELX Plc	Citibank	286	4,046	St James's Place Plc	Barclays Bank	(1,578)
2,547	RELX Plc	Goldman Sachs	1,986	2,395	St James's Place Plc	BNP Paribas	(267)
1,104	RELX Plc	HSBC	806	850	St James's Place Plc	Citibank	(331)
(13,409)	Rentokil Initial Plc	Bank of America Merrill Lynch	930	2,783	St James's Place Plc	Goldman Sachs	(310)
(24,993)	Rentokil Initial Plc	Barclays Bank	(970)	2,250	St James's Place Plc	HSBC	(139)
(22,381)	Rentokil Initial Plc	BNP Paribas	1,552	2,243	St James's Place Plc	JP Morgan	(139)
(9,783)	Rentokil Initial Plc	Citibank	(938)	(2,907)	Standard Chartered Plc	Bank of America Merrill Lynch	(655)
(22,654)	Rentokil Initial Plc	Goldman Sachs	1,570	(8,291)	Standard Chartered Plc	BNP Paribas	(1,868)
(8,692)	Rentokil Initial Plc	HSBC	(473)	(1,086)	Standard Chartered Plc	Citibank	215
145	Rio Tinto Plc	Bank of America Merrill Lynch	(275)	(2,746)	Standard Chartered Plc	Goldman Sachs	(619)
498	Rio Tinto Plc	Barclays Bank	(780)	14,430	Taylor Wimpey Plc	Bank of America Merrill Lynch	(2,144)
791	Rio Tinto Plc	BNP Paribas	(1,498)	38,886	Taylor Wimpey Plc	Barclays Bank	(5,127)
263	Rio Tinto Plc	Citibank	(99)	28,306	Taylor Wimpey Plc	BNP Paribas	(4,205)
(18,851)	Rolls-Royce Holdings Plc	Goldman Sachs	350	24,622	Taylor Wimpey Plc	Citibank	(3,246)
2,589	Sage Group Plc	Bank of America Merrill Lynch	1,878	23,888	Taylor Wimpey Plc	HSBC	(3,016)
10,097	Sage Group Plc	Barclays Bank	900	12,437	Taylor Wimpey Plc	JP Morgan	(1,570)
15,439	Sage Group Plc	BNP Paribas	11,200	194	Unilever Plc	BNP Paribas	(677)
9,586	Sage Group Plc	Citibank	854	290	Unilever Plc	Citibank	22
9,766	Sage Group Plc	Goldman Sachs	7,084	976	Unilever Plc	Goldman Sachs	(3,407)
5,443	Sage Group Plc	HSBC	4,582	(38)	United Utilities Group Plc	Bank of America Merrill Lynch	22
5,203	Sage Group Plc	JP Morgan	4,380	(2,043)	United Utilities Group Plc	Goldman Sachs	1,189
(5,092)	Schroders Plc	Bank of America Merrill Lynch	1,002	(88,913)	Vodafone Group Plc	Bank of America Merrill Lynch	13,780
(20,222)	Schroders Plc	Barclays Bank	3,739	(20,053)	Vodafone Group Plc	Goldman Sachs	3,108
(16,981)	Schroders Plc	BNP Paribas	3,342	(72,110)	Vodafone Group Plc	HSBC	14,970
(13,203)	Schroders Plc	Citibank	1,694	270	Whitbread Plc	Barclays Bank	(60)
(15,766)	Schroders Plc	Goldman Sachs	3,103	930	Whitbread Plc	Goldman Sachs	437
(12,897)	Schroders Plc	HSBC	2,267	957	WPP Plc	Bank of America Merrill Lynch	(339)
(5,215)	Schroders Plc	JP Morgan	917	3,284	WPP Plc	Barclays Bank	(1,325)
(1,860)	Severn Trent Plc	Bank of America Merrill Lynch	2,740	9,814	WPP Plc	BNP Paribas	(3,475)
(2,358)	Severn Trent Plc	Barclays Bank	292	2,052	WPP Plc	Goldman Sachs	(726)
(4,228)	Severn Trent Plc	BNP Paribas	6,228	6,181	WPP Plc	HSBC	(2,494)
(3,038)	Severn Trent Plc	Goldman Sachs	4,475				
(845)	Severn Trent Plc	HSBC	1,632				109,900
3,334	Shell Plc	Barclays Bank	(3,575)		米国		
13,950	Shell Plc	BNP Paribas	(29,961)	114	3M Co	Barclays Bank	(282)
1,737	Shell Plc	Citibank	(2,326)	225	A O Smith Corp	Bank of America Merrill Lynch	(684)
1,216	Shell Plc	Goldman Sachs	(2,612)	1,308	A O Smith Corp	Barclays Bank	(3,963)
(916)	Smith & Nephew Plc	Bank of America Merrill Lynch	924	102	A O Smith Corp	BNP Paribas	(310)
(7,434)	Smith & Nephew Plc	Barclays Bank	6,970	793	A O Smith Corp	Citibank	(2,168)
(8,326)	Smith & Nephew Plc	BNP Paribas	8,400	341	A O Smith Corp	Goldman Sachs	(1,037)
(12,386)	Smith & Nephew Plc	Citibank	6,495	467	A O Smith Corp	HSBC	(2,258)
(4,191)	Smith & Nephew Plc	Goldman Sachs	4,228	(1,170)	Abbott Laboratories	Bank of America Merrill Lynch	10,366
(740)	Smith & Nephew Plc	HSBC	504	(706)	Abbott Laboratories	Barclays Bank	5,133
(673)	Smith & Nephew Plc	JP Morgan	458	(317)	Abbott Laboratories	Citibank	2,305
10,935	Smiths Group Plc	Barclays Bank	(8,934)	(413)	Abbott Laboratories	JP Morgan	4,097
1,610	Smiths Group Plc	BNP Paribas	(727)	105	AbbVie Inc	Bank of America Merrill Lynch	(1,115)
12,059	Smiths Group Plc	Goldman Sachs	(5,449)	75	AbbVie Inc	Goldman Sachs	(797)
1,199	Smiths Group Plc	HSBC	(698)	86	Accenture Plc 'A'	Bank of America Merrill Lynch	2,467
138	Smiths Group Plc	JP Morgan	(80)	54	Accenture Plc 'A'	Barclays Bank	824
(208)	Spirax-Sarco Engineering Plc	Goldman Sachs	322	43	Accenture Plc 'A'	Citibank	656
2,916	SSE Plc	Barclays Bank	433	243	Accenture Plc 'A'	Goldman Sachs	6,972
192	SSE Plc	BNP Paribas	(29)	156	Accenture Plc 'A'	JP Morgan	6,455
2,106	SSE Plc	Goldman Sachs	(313)	316	Adobe Inc	Bank of America Merrill Lynch	22,003
492	SSE Plc	HSBC	143	696	Adobe Inc	Barclays Bank	30,102
				112	Adobe Inc	BNP Paribas	7,799

保有高	銘柄	取引相手	未実現純利益/損 (米ドル)	保有高	銘柄	取引相手	未実現純利益/損 (米ドル)
	米国(続き)				米国(続き)		
378	Adobe Inc	Goldman Sachs	26,320	294	Allegion Plc	Goldman Sachs	(1,070)
(316)	Advance Auto Parts Inc	Bank of America Merrill Lynch	14,214	119	Allegion Plc	HSBC	(224)
(943)	Advance Auto Parts Inc	Barclays Bank	39,324	144	Allegion Plc	JP Morgan	(271)
(482)	Advance Auto Parts Inc	Goldman Sachs	21,680	(350)	Allstate Corp	Bank of America Merrill Lynch	2,835
(134)	Advance Auto Parts Inc	HSBC	6,537	(1,499)	Allstate Corp	BNP Paribas	12,142
(629)	Advanced Micro Devices Inc	Barclays Bank	(8,897)	(523)	Allstate Corp	Citibank	4,320
(310)	Advanced Micro Devices Inc	HSBC	(8,403)	(562)	Allstate Corp	Goldman Sachs	4,552
138	AECOM	Bank of America Merrill Lynch	(275)	(183)	Allstate Corp	HSBC	1,151
119	AECOM	Citibank	(231)	(124)	Allstate Corp	JP Morgan	780
249	AECOM	Goldman Sachs	(496)	(1,356)	Ally Financial Inc	Barclays Bank	(149)
157	AECOM	HSBC	(791)	(1,429)	Ally Financial Inc	BNP Paribas	(2,043)
115	AECOM	JP Morgan	(580)	(928)	Ally Financial Inc	Citibank	(102)
454	AerCap Holdings NV	Bank of America Merrill Lynch	(263)	(355)	Ally Financial Inc	Goldman Sachs	(508)
631	AerCap Holdings NV	BNP Paribas	(366)	(248)	Alnylam Pharmaceuticals Inc	Bank of America Merrill Lynch	4,442
(149)	Aflac Inc	Bank of America Merrill Lynch	216	(151)	Alnylam Pharmaceuticals Inc	Barclays Bank	720
(157)	Aflac Inc	BNP Paribas	228	(215)	Alnylam Pharmaceuticals Inc	BNP Paribas	3,851
(149)	Aflac Inc	Citibank	289	(49)	Alnylam Pharmaceuticals Inc	Citibank	234
(332)	Aflac Inc	Goldman Sachs	481	(110)	Alnylam Pharmaceuticals Inc	Goldman Sachs	1,970
(150)	Aflac Inc	HSBC	450	(49)	Alnylam Pharmaceuticals Inc	HSBC	1,062
(385)	Aflac Inc	JP Morgan	1,155	(113)	Alnylam Pharmaceuticals Inc	JP Morgan	2,449
1,052	Agilent Technologies Inc	Barclays Bank	(12,658)	1,495	Alphabet Inc 'A'	Barclays Bank	(2,627)
532	Agilent Technologies Inc	BNP Paribas	(6,693)	224	Alphabet Inc 'A'	Citibank	(250)
192	Agilent Technologies Inc	Citibank	(1,720)	230	Alphabet Inc 'A'	Goldman Sachs	1,523
781	Agilent Technologies Inc	Goldman Sachs	(9,825)	(605)	Amazon.com Inc	Barclays Bank	(4,096)
1,483	Agilent Technologies Inc	HSBC	(25,270)	(181)	Amazon.com Inc	BNP Paribas	(1,915)
270	Agilent Technologies Inc	JP Morgan	(4,601)	(210)	Amazon.com Inc	Citibank	(392)
(68)	Air Products and Chemicals Inc	Bank of America Merrill Lynch	577	(269)	Amazon.com Inc	Goldman Sachs	(2,846)
(201)	Air Products and Chemicals Inc	Barclays Bank	844	(606)	Amazon.com Inc	HSBC	(9,666)
(320)	Air Products and Chemicals Inc	BNP Paribas	2,717	191	American Express Co	Bank of America Merrill Lynch	1,614
(458)	Air Products and Chemicals Inc	Citibank	1,665	297	American Express Co	Barclays Bank	1,348
(934)	Air Products and Chemicals Inc	Goldman Sachs	7,930	801	American Express Co	BNP Paribas	6,768
(65)	Air Products and Chemicals Inc	HSBC	1,611	630	American Express Co	Citibank	2,598
422	Airbnb Inc 'A'	Barclays Bank	(2,161)	549	American Express Co	Goldman Sachs	4,639
914	Airbnb Inc 'A'	BNP Paribas	(887)	46	American Express Co	HSBC	249
159	Airbnb Inc 'A'	Goldman Sachs	(154)	242	American Express Co	JP Morgan	1,309
188	Airbnb Inc 'A'	HSBC	(3,918)	411	American International Group Inc	Bank of America Merrill Lynch	612
27	Airbnb Inc 'A'	JP Morgan	(563)	2,836	American International Group Inc	Barclays Bank	199
196	Akamai Technologies Inc	Barclays Bank	888	3,429	American International Group Inc	BNP Paribas	5,109
(216)	Albemarle Corp	Bank of America Merrill Lynch	1,216	179	American International Group Inc	Citibank	13
(231)	Albemarle Corp	Barclays Bank	1,936	1,841	American International Group Inc	Goldman Sachs	2,743
(80)	Albemarle Corp	BNP Paribas	450	448	American International Group Inc	HSBC	125
(186)	Albemarle Corp	Goldman Sachs	1,047	(393)	American Water Works Co Inc	Bank of America Merrill Lynch	1,776
(93)	Albemarle Corp	HSBC	(1,138)	(379)	American Water Works Co Inc	Barclays Bank	201
(224)	Alcoa Corp	Bank of America Merrill Lynch	1,122	(313)	American Water Works Co Inc	BNP Paribas	1,415
(883)	Alcoa Corp	Barclays Bank	3,903	(78)	American Water Works Co Inc	Citibank	41
(961)	Alcoa Corp	BNP Paribas	4,815	(494)	American Water Works Co Inc	Goldman Sachs	2,233
(40)	Align Technology Inc	Bank of America Merrill Lynch	734	(252)	American Water Works Co Inc	HSBC	1,116
(3)	Align Technology Inc	Barclays Bank	66	40	Ameriprise Financial Inc	Barclays Bank	(106)
(61)	Align Technology Inc	BNP Paribas	1,119	7	Ameriprise Financial Inc	Goldman Sachs	17
(28)	Align Technology Inc	Goldman Sachs	514	43	Ameriprise Financial Inc	JP Morgan	330
(4)	Align Technology Inc	HSBC	109	(66)	AmerisourceBergen Corp	Bank of America Merrill Lynch	521
573	Allegion Plc	Bank of America Merrill Lynch	(2,086)	(291)	AmerisourceBergen Corp	Barclays Bank	1,752
533	Allegion Plc	Barclays Bank	(2,143)	(213)	AmerisourceBergen Corp	BNP Paribas	1,681
819	Allegion Plc	BNP Paribas	(2,981)	(115)	AmerisourceBergen Corp	Citibank	782
402	Allegion Plc	Citibank	(1,616)	(76)	AmerisourceBergen Corp	Goldman Sachs	600

保有高	銘柄	取引相手	未実現純資産/損 (米ドル)
	米国(続き)		
187	AMETEK Inc	Bank of America Merrill Lynch	(69)
1,050	AMETEK Inc	Barclays Bank	(2,058)
1,072	AMETEK Inc	BNP Paribas	(397)
518	AMETEK Inc	Citibank	(1,015)
582	AMETEK Inc	Goldman Sachs	(215)
928	AMETEK Inc	HSBC	882
256	AMETEK Inc	JP Morgan	243
46	Amgen Inc	Barclays Bank	(251)
228	Amgen Inc	BNP Paribas	(3,420)
171	Amgen Inc	Goldman Sachs	(2,565)
(312)	Amphenol Corp 'A'	Bank of America Merrill Lynch	(106)
(1,708)	Amphenol Corp 'A'	Barclays Bank	359
(4,933)	Amphenol Corp 'A'	BNP Paribas	(1,677)
(328)	Amphenol Corp 'A'	Citibank	69
(387)	Amphenol Corp 'A'	Goldman Sachs	(132)
(513)	Amphenol Corp 'A'	HSBC	(374)
(425)	Amphenol Corp 'A'	JP Morgan	(310)
(299)	Analog Devices Inc	Bank of America Merrill Lynch	1,899
(762)	Analog Devices Inc	Barclays Bank	5,836
(125)	Analog Devices Inc	BNP Paribas	794
(100)	Analog Devices Inc	Citibank	1,329
(136)	Analog Devices Inc	Goldman Sachs	864
71	ANSYS Inc	Barclays Bank	1,447
245	ANSYS Inc	Goldman Sachs	6,804
149	Aon Plc 'A'	Barclays Bank	(1,337)
308	Aon Plc 'A'	Citibank	(2,049)
(578)	APA Corp	Citibank	678
1	Apartment Income Corp (REIT)	Bank of America Merrill Lynch	(1)
1	Apartment Investment and Management Co 'A' (REIT)	Bank of America Merrill Lynch	-
(810)	Apollo Global Management Inc	Barclays Bank	(996)
(994)	Apollo Global Management Inc	BNP Paribas	(4,026)
234	Apple Inc	Bank of America Merrill Lynch	1,602
1,853	Apple Inc	Barclays Bank	8,439
779	Apple Inc	BNP Paribas	5,332
1,444	Apple Inc	Goldman Sachs	9,884
492	Applied Materials Inc	Bank of America Merrill Lynch	6,652
203	Applied Materials Inc	Barclays Bank	2,189
765	Applied Materials Inc	BNP Paribas	10,343
638	Applied Materials Inc	Citibank	4,020
3,873	Applied Materials Inc	Goldman Sachs	52,363
1,003	Applied Materials Inc	HSBC	18,937
83	Applied Materials Inc	JP Morgan	1,567
(1,149)	Aptiv Plc	Barclays Bank	7,170
(1,582)	Aptiv Plc	BNP Paribas	7,499
(971)	Aptiv Plc	Goldman Sachs	4,603
(281)	Aptiv Plc	HSBC	1,624
(1,539)	Aramark	Bank of America Merrill Lynch	(2,278)
(3,651)	Aramark	Barclays Bank	1,168
(1,869)	Aramark	BNP Paribas	(2,766)
(267)	Aramark	Citibank	85
(2,210)	Aramark	Goldman Sachs	(3,271)
(687)	Aramark	HSBC	(3,490)
(963)	Aramark	JP Morgan	(4,892)
548	Arch Capital Group Ltd	Bank of America Merrill Lynch	(2,219)
841	Arch Capital Group Ltd	Barclays Bank	(1,247)

保有高	銘柄	取引相手	未実現純資産/損 (米ドル)
	米国(続き)		
382	Arch Capital Group Ltd	BNP Paribas	(1,547)
133	Arch Capital Group Ltd	Citibank	(326)
1,051	Archer-Daniels-Midland Co	Barclays Bank	(2,859)
3	Archer-Daniels-Midland Co	Citibank	(8)
(123)	Ares Management Corp 'A'	Citibank	(127)
402	Arista Networks Inc	Barclays Bank	9,970
(134)	Arrow Electronics Inc	Bank of America Merrill Lynch	(860)
(359)	Arrow Electronics Inc	Barclays Bank	(851)
(97)	Arrow Electronics Inc	BNP Paribas	(623)
(187)	Arrow Electronics Inc	Citibank	(443)
(89)	Arrow Electronics Inc	HSBC	(718)
(243)	Arthur J Gallagher & Co	Bank of America Merrill Lynch	4,267
(1,169)	Arthur J Gallagher & Co	Barclays Bank	16,740
(86)	Arthur J Gallagher & Co	Citibank	1,232
(218)	Aspen Technology Inc	Bank of America Merrill Lynch	743
(876)	Aspen Technology Inc	Barclays Bank	4,141
(803)	Aspen Technology Inc	BNP Paribas	2,738
(538)	Aspen Technology Inc	Citibank	2,910
(497)	Aspen Technology Inc	Goldman Sachs	1,695
(114)	Aspen Technology Inc	HSBC	941
(679)	Assurant Inc	BNP Paribas	6,260
(74)	Assurant Inc	Citibank	572
(82)	Assurant Inc	Goldman Sachs	756
(1,562)	AT&T Inc	Bank of America Merrill Lynch	1,921
(1,918)	AT&T Inc	Goldman Sachs	2,359
(1,500)	AT&T Inc	HSBC	2,100
73	Atlassian Corp Ltd 'A'	Bank of America Merrill Lynch	1,998
524	Atlassian Corp Ltd 'A'	Barclays Bank	7,519
86	Atlassian Corp Ltd 'A'	Citibank	1,234
59	Atlassian Corp Ltd 'A'	HSBC	2,520
(104)	Atmos Energy Corp	Bank of America Merrill Lynch	206
(985)	Atmos Energy Corp	Barclays Bank	749
(691)	Atmos Energy Corp	Goldman Sachs	1,368
(168)	Atmos Energy Corp	HSBC	378
255	Autodesk Inc	Bank of America Merrill Lynch	133
1,604	Autodesk Inc	Barclays Bank	(7,610)
961	Autodesk Inc	BNP Paribas	500
258	Autodesk Inc	Citibank	(1,563)
498	Autodesk Inc	Goldman Sachs	259
56	Autodesk Inc	HSBC	305
145	Autodesk Inc	JP Morgan	789
232	Automatic Data Processing Inc	Barclays Bank	(2,151)
57	Automatic Data Processing Inc	BNP Paribas	(406)
406	Automatic Data Processing Inc	Citibank	(3,764)
49	Automatic Data Processing Inc	Goldman Sachs	(349)
55	Automatic Data Processing Inc	HSBC	(386)
11	AutoZone Inc	Bank of America Merrill Lynch	(4,054)
10	AutoZone Inc	Barclays Bank	(2,818)
29	AutoZone Inc	BNP Paribas	(10,687)
9	AutoZone Inc	Citibank	(2,536)
23	AutoZone Inc	Goldman Sachs	(8,476)
2	AutoZone Inc	HSBC	(743)
2	AutoZone Inc	JP Morgan	(743)
(1,635)	Avantor Inc	Bank of America Merrill Lynch	327
(4,550)	Avantor Inc	Barclays Bank	2,195

保有高	銘柄	取引相手	未実現純利益/損 (米ドル)
	米国(続き)		
(4,244)	Avantor Inc	BNP Paribas	849
(1,090)	Avantor Inc	Citibank	719
(2,179)	Avantor Inc	Goldman Sachs	436
(1,105)	Avantor Inc	HSBC	(88)
(470)	Avantor Inc	JP Morgan	(38)
(77)	Avery Dennison Corp	Barclays Bank	150
(246)	Avery Dennison Corp	BNP Paribas	2,996
(70)	Axon Enterprise Inc	Barclays Bank	86
(63)	Axon Enterprise Inc	BNP Paribas	727
(52)	Axon Enterprise Inc	Citibank	511
(3,014)	Baker Hughes Co	Barclays Bank	2,694
(862)	Baker Hughes Co	BNP Paribas	397
(1,968)	Baker Hughes Co	Citibank	1,458
(1,640)	Baker Hughes Co	Goldman Sachs	754
(529)	Ball Corp	Bank of America Merrill Lynch	2,841
(1,435)	Ball Corp	Barclays Bank	3,045
(1,784)	Ball Corp	BNP Paribas	9,580
(175)	Ball Corp	Citibank	532
(2,181)	Ball Corp	Goldman Sachs	11,712
(745)	Ball Corp	HSBC	4,842
(2,784)	Bank of America Corp	Barclays Bank	1,155
1,037	Bank of New York Mellon Corp	Bank of America Merrill Lynch	(321)
988	Bank of New York Mellon Corp	Barclays Bank	(850)
786	Bank of New York Mellon Corp	BNP Paribas	(244)
847	Bank of New York Mellon Corp	Citibank	(728)
1,863	Bank of New York Mellon Corp	Goldman Sachs	(578)
109	Bank of New York Mellon Corp	HSBC	(121)
1,139	Bank of New York Mellon Corp	JP Morgan	(1,264)
(17,184)	Bank OZK	JP Morgan	(46,053)
179	Bath & Body Works Inc	Bank of America Merrill Lynch	338
256	Bath & Body Works Inc	BNP Paribas	484
708	Bath & Body Works Inc	Goldman Sachs	1,338
(1,497)	Baxter International Inc	Barclays Bank	2,921
(1,630)	Baxter International Inc	BNP Paribas	4,450
(2,239)	Baxter International Inc	Citibank	5,575
(2,775)	Baxter International Inc	Goldman Sachs	7,576
(727)	Baxter International Inc	HSBC	4,013
45	Becton Dickinson & Co	Barclays Bank	(549)
104	Becton Dickinson & Co	BNP Paribas	(1,274)
65	Becton Dickinson & Co	HSBC	(824)
(529)	Bentley Systems Inc 'B'	Bank of America Merrill Lynch	(1,576)
(1,452)	Bentley Systems Inc 'B'	Barclays Bank	(2,773)
(4,643)	Bentley Systems Inc 'B'	BNP Paribas	(13,836)
(807)	Bentley Systems Inc 'B'	Citibank	(1,541)
(2,324)	Bentley Systems Inc 'B'	Goldman Sachs	(6,926)
(1,301)	Bentley Systems Inc 'B'	HSBC	(8,769)
(247)	Bentley Systems Inc 'B'	JP Morgan	(1,665)
223	Berkshire Hathaway Inc 'B'	BNP Paribas	(729)
150	Berkshire Hathaway Inc 'B'	Goldman Sachs	(491)
249	Best Buy Co Inc	Bank of America Merrill Lynch	15
474	Best Buy Co Inc	BNP Paribas	28
298	Best Buy Co Inc	Goldman Sachs	18
649	Best Buy Co Inc	HSBC	195
157	Best Buy Co Inc	JP Morgan	47
(103)	BILL Holdings Inc	Bank of America Merrill Lynch	(259)

保有高	銘柄	取引相手	未実現純利益/損 (米ドル)
	米国(続き)		
(647)	BILL Holdings Inc	Barclays Bank	(560)
(441)	BILL Holdings Inc	BNP Paribas	(1,107)
(349)	BILL Holdings Inc	Goldman Sachs	(876)
(97)	BILL Holdings Inc	HSBC	(276)
13	Biogen Inc	Barclays Bank	(131)
306	Biogen Inc	BNP Paribas	(4,611)
24	Biogen Inc	Goldman Sachs	(362)
(261)	BioMarin Pharmaceutical Inc	Bank of America Merrill Lynch	2,033
(867)	BioMarin Pharmaceutical Inc	Barclays Bank	3,031
(873)	BioMarin Pharmaceutical Inc	BNP Paribas	6,801
(206)	BioMarin Pharmaceutical Inc	Citibank	1,108
(2,154)	BioMarin Pharmaceutical Inc	Goldman Sachs	16,780
(495)	BioMarin Pharmaceutical Inc	HSBC	4,232
(263)	Bio-Rad Laboratories Inc 'A'	Barclays Bank	3,144
(54)	Bio-Rad Laboratories Inc 'A'	BNP Paribas	471
(178)	Bio-Rad Laboratories Inc 'A'	Citibank	1,705
(47)	Bio-Rad Laboratories Inc 'A'	Goldman Sachs	410
(136)	Bio-Techne Corp	Bank of America Merrill Lynch	12
(758)	Bio-Techne Corp	Barclays Bank	2,109
(947)	Bio-Techne Corp	BNP Paribas	85
(552)	Bio-Techne Corp	Citibank	1,514
(277)	Bio-Techne Corp	Goldman Sachs	25
(425)	Bio-Techne Corp	HSBC	544
(160)	Blackstone Inc	Bank of America Merrill Lynch	(333)
(808)	Blackstone Inc	Barclays Bank	(162)
(712)	Blackstone Inc	BNP Paribas	(1,481)
(524)	Blackstone Inc	Citibank	(105)
(418)	Blackstone Inc	Goldman Sachs	(869)
(106)	Block Inc	Barclays Bank	(55)
(270)	Block Inc	Citibank	(140)
(238)	Block Inc	Goldman Sachs	(1,016)
14	Booking Holdings Inc	Bank of America Merrill Lynch	(2,403)
66	Booking Holdings Inc	Barclays Bank	(9,444)
75	Booking Holdings Inc	BNP Paribas	(12,871)
59	Booking Holdings Inc	Goldman Sachs	(10,125)
12	Booking Holdings Inc	JP Morgan	(1,980)
3	Booz Allen Hamilton Holding Corp	Barclays Bank	15
277	Booz Allen Hamilton Holding Corp	BNP Paribas	1,499
210	Booz Allen Hamilton Holding Corp	Goldman Sachs	1,136
213	BorgWarner Inc	Barclays Bank	(605)
618	BorgWarner Inc	BNP Paribas	161
658	BorgWarner Inc	HSBC	(151)
293	Boston Scientific Corp	Bank of America Merrill Lynch	(900)
935	Boston Scientific Corp	Barclays Bank	(2,870)
845	Boston Scientific Corp	BNP Paribas	(2,594)
215	Boston Scientific Corp	JP Morgan	(540)
3,097	Bristol-Myers Squibb Co	Barclays Bank	(3,097)
2,689	Bristol-Myers Squibb Co	BNP Paribas	(11,912)
1,627	Bristol-Myers Squibb Co	Citibank	(3,286)
2,683	Bristol-Myers Squibb Co	Goldman Sachs	(11,886)
535	Bristol-Myers Squibb Co	HSBC	(2,498)
139	Bristol-Myers Squibb Co	JP Morgan	(649)
(35)	Broadcom Inc	Bank of America Merrill Lynch	(5,789)
(74)	Broadcom Inc	Barclays Bank	(9,385)
(156)	Broadridge Financial Solutions Inc	Bank of America Merrill Lynch	1,328

保有高	銘柄	取引相手	未実現純利益/損 (米ドル)
米国(続き)			
(1,026)	Broadridge Financial Solutions Inc	Barclays Bank	7,167
(247)	Broadridge Financial Solutions Inc	Citibank	874
(676)	Broadridge Financial Solutions Inc	Goldman Sachs	5,753
(496)	Broadridge Financial Solutions Inc	HSBC	3,288
(130)	Brown & Brown Inc	Bank of America Merrill Lynch	469
(1,054)	Brown & Brown Inc	Barclays Bank	3,636
(1,741)	Brown & Brown Inc	BNP Paribas	6,285
(297)	Brown & Brown Inc	HSBC	1,037
(965)	Bunge Ltd	Barclays Bank	(2,268)
(815)	Bunge Ltd	BNP Paribas	(676)
(117)	Bunge Ltd	Citibank	(275)
(339)	Bunge Ltd	Goldman Sachs	(281)
(329)	Bunge Ltd	HSBC	(859)
(923)	Burlington Stores Inc	Barclays Bank	11,936
(58)	Burlington Stores Inc	HSBC	1,806
583	Cadence Design Systems Inc	Barclays Bank	9,910
3,915	Cadence Design Systems Inc	Citibank	85,345
(910)	Caesars Entertainment Inc	Bank of America Merrill Lynch	3,285
(930)	Caesars Entertainment Inc	Barclays Bank	3,543
(523)	Caesars Entertainment Inc	BNP Paribas	1,888
(254)	Caesars Entertainment Inc	Citibank	968
(1,467)	Caesars Entertainment Inc	Goldman Sachs	5,296
(583)	Caesars Entertainment Inc	HSBC	2,589
(576)	Campbell Soup Co	Barclays Bank	713
(617)	Campbell Soup Co	BNP Paribas	1,817
(304)	Campbell Soup Co	Citibank	324
(1,744)	Campbell Soup Co	Goldman Sachs	5,136
(124)	Capital One Financial Corp	Barclays Bank	(606)
(507)	Capital One Financial Corp	BNP Paribas	(7,717)
560	Cardinal Health Inc	Barclays Bank	(2,447)
24	Cardinal Health Inc	BNP Paribas	(95)
485	Cardinal Health Inc	Citibank	(2,236)
847	Cardinal Health Inc	Goldman Sachs	(3,346)
128	Cardinal Health Inc	JP Morgan	(356)
(47)	Carlisle Cos Inc	Barclays Bank	(8)
(204)	Carlisle Cos Inc	BNP Paribas	(20)
(48)	Carlisle Cos Inc	Citibank	(8)
(61)	Carlisle Cos Inc	Goldman Sachs	(6)
(46)	Carlisle Cos Inc	HSBC	(75)
195	Carlyle Group Inc	Bank of America Merrill Lynch	181
886	Carlyle Group Inc	Barclays Bank	(159)
92	Carlyle Group Inc	Goldman Sachs	86
170	Carlyle Group Inc	JP Morgan	270
(2,902)	CarMax Inc	Barclays Bank	-
(1,117)	CarMax Inc	BNP Paribas	(570)
(1,255)	CarMax Inc	Goldman Sachs	(640)
(9,060)	Carnival Corp	Barclays Bank	(906)
(12,212)	Carnival Corp	BNP Paribas	(12,334)
(8,081)	Carnival Corp	Goldman Sachs	(8,162)
294	Carrier Global Corp	Bank of America Merrill Lynch	(517)
254	Carrier Global Corp	Barclays Bank	(351)
1,069	Carrier Global Corp	BNP Paribas	(1,881)
268	Carrier Global Corp	Citibank	(370)
264	Carrier Global Corp	HSBC	(409)
(1,612)	Catalent Inc	Bank of America Merrill Lynch	(5,239)

保有高	銘柄	取引相手	未実現純利益/損 (米ドル)
米国(続き)			
(810)	Catalent Inc	Barclays Bank	867
(1,129)	Catalent Inc	BNP Paribas	(3,669)
(1,303)	Catalent Inc	Citibank	318
(484)	Catalent Inc	Goldman Sachs	(1,573)
(236)	Catalent Inc	HSBC	(231)
32	Caterpillar Inc	Bank of America Merrill Lynch	(132)
226	Caterpillar Inc	Barclays Bank	(1,106)
141	Caterpillar Inc	BNP Paribas	(584)
410	Caterpillar Inc	Citibank	(2,193)
(90)	Choe Global Markets Inc	Bank of America Merrill Lynch	610
(115)	Choe Global Markets Inc	Barclays Bank	810
(229)	Choe Global Markets Inc	Goldman Sachs	1,553
(574)	CBRE Group Inc 'A'	Bank of America Merrill Lynch	(321)
(129)	CBRE Group Inc 'A'	Barclays Bank	431
(644)	CBRE Group Inc 'A'	BNP Paribas	(361)
(757)	CBRE Group Inc 'A'	Citibank	216
(240)	CBRE Group Inc 'A'	Goldman Sachs	(134)
(417)	CBRE Group Inc 'A'	HSBC	(659)
(84)	CDW Corp	Bank of America Merrill Lynch	(101)
(607)	CDW Corp	BNP Paribas	(728)
(479)	CDW Corp	Citibank	1,485
(108)	CDW Corp	Goldman Sachs	(130)
(52)	Centene Corp	Barclays Bank	187
(64)	Centene Corp	BNP Paribas	359
(346)	Centene Corp	Goldman Sachs	1,941
(438)	Centene Corp	HSBC	2,926
(165)	Ceridian HCM Holding Inc	Bank of America Merrill Lynch	(302)
(1,455)	Ceridian HCM Holding Inc	Barclays Bank	1,403
(1,842)	Ceridian HCM Holding Inc	BNP Paribas	(3,371)
(322)	Ceridian HCM Holding Inc	Citibank	602
(599)	Ceridian HCM Holding Inc	Goldman Sachs	(1,096)
(1,233)	Ceridian HCM Holding Inc	HSBC	(3,576)
(872)	CF Industries Holdings Inc	Barclays Bank	4,369
(380)	CF Industries Holdings Inc	BNP Paribas	1,999
128	CH Robinson Worldwide Inc	Bank of America Merrill Lynch	(550)
1,165	CH Robinson Worldwide Inc	BNP Paribas	(5,010)
230	CH Robinson Worldwide Inc	Goldman Sachs	(989)
(159)	Charles River Laboratories International Inc	Bank of America Merrill Lynch	(229)
(453)	Charles River Laboratories International Inc	Barclays Bank	3,416
(379)	Charles River Laboratories International Inc	BNP Paribas	(546)
(40)	Charles River Laboratories International Inc	Citibank	302
(117)	Charles River Laboratories International Inc	Goldman Sachs	(168)
(126)	Charles River Laboratories International Inc	HSBC	(494)
(63)	Charles River Laboratories International Inc	JP Morgan	(247)
(398)	Charles Schwab Corp	Bank of America Merrill Lynch	(872)
(1,625)	Charles Schwab Corp	Barclays Bank	(1,885)
(1,060)	Charles Schwab Corp	BNP Paribas	(2,321)
(2,650)	Charles Schwab Corp	Goldman Sachs	(5,804)
(48)	Charles Schwab Corp	HSBC	(264)
(109)	Charter Communications Inc 'A'	Barclays Bank	1,203
(160)	Charter Communications Inc 'A'	Goldman Sachs	2,046
(44)	Charter Communications Inc 'A'	HSBC	882
163	Check Point Software Technologies Ltd	BNP Paribas	645
301	Check Point Software Technologies Ltd	Citibank	424
91	Check Point Software Technologies Ltd	HSBC	144

保有高	銘柄	取引相手	未実現純利益/損 (米ドル)
	米国(続き)		
98	Check Point Software Technologies Ltd	JP Morgan	155
(104)	Cheniere Energy Inc	Bank of America Merrill Lynch	1,344
(129)	Cheniere Energy Inc	Citibank	909
(125)	Cheniere Energy Inc	Goldman Sachs	1,615
(60)	Cheniere Energy Inc	HSBC	763
(129)	Chesapeake Energy Corp	Bank of America Merrill Lynch	799
(913)	Chesapeake Energy Corp	Barclays Bank	5,478
(746)	Chesapeake Energy Corp	BNP Paribas	4,618
(388)	Chesapeake Energy Corp	Citibank	1,514
(157)	Chesapeake Energy Corp	HSBC	393
(123)	Chevron Corp	Bank of America Merrill Lynch	641
(9)	Chevron Corp	BNP Paribas	47
(103)	Chevron Corp	Goldman Sachs	537
(221)	Chevron Corp	HSBC	1,677
(622)	Chewy Inc 'A'	Bank of America Merrill Lynch	2,811
(518)	Chewy Inc 'A'	Barclays Bank	1,228
(162)	Chewy Inc 'A'	BNP Paribas	732
32	Chipotle Mexican Grill Inc	BNP Paribas	641
48	Chipotle Mexican Grill Inc	Goldman Sachs	961
(1,394)	Church & Dwight Co Inc	Barclays Bank	4,544
(2,274)	Church & Dwight Co Inc	Goldman Sachs	10,438
216	Cigna Group	Bank of America Merrill Lynch	(3,108)
315	Cigna Group	Barclays Bank	(3,000)
61	Cigna Group	BNP Paribas	(878)
262	Cigna Group	Citibank	(765)
219	Cigna Group	Goldman Sachs	(3,151)
27	Cigna Group	HSBC	(569)
(190)	Cincinnati Financial Corp	Barclays Bank	1,250
(392)	Cincinnati Financial Corp	BNP Paribas	2,415
(751)	Cincinnati Financial Corp	HSBC	6,121
201	Cintas Corp	Bank of America Merrill Lynch	88
634	Cintas Corp	Barclays Bank	(1,344)
419	Cintas Corp	BNP Paribas	184
135	Cintas Corp	Citibank	(286)
209	Cintas Corp	Goldman Sachs	92
82	Cintas Corp	HSBC	759
47	Cintas Corp	JP Morgan	435
587	Cisco Systems Inc	Barclays Bank	495
42	Citigroup Inc	Bank of America Merrill Lynch	(84)
2,474	Citigroup Inc	Barclays Bank	(2,136)
5,663	Citigroup Inc	BNP Paribas	(11,326)
383	Citigroup Inc	Goldman Sachs	(766)
51	Citigroup Inc	HSBC	(118)
(1,727)	Citizens Financial Group Inc	Bank of America Merrill Lynch	(1,243)
(529)	Citizens Financial Group Inc	Barclays Bank	370
(328)	Citizens Financial Group Inc	BNP Paribas	(236)
(427)	Citizens Financial Group Inc	Citibank	299
(403)	Citizens Financial Group Inc	Goldman Sachs	(290)
(1,669)	Clarivate Plc	BNP Paribas	893
(6,866)	Clarivate Plc	Goldman Sachs	3,673
(880)	Cleveland-Cliffs Inc	Bank of America Merrill Lynch	986
(578)	Cleveland-Cliffs Inc	Barclays Bank	601
(2,853)	Cleveland-Cliffs Inc	BNP Paribas	3,195
(1,958)	Cleveland-Cliffs Inc	Goldman Sachs	2,193
(715)	Clorox Co	Goldman Sachs	7,064

保有高	銘柄	取引相手	未実現純利益/損 (米ドル)
	米国(続き)		
(268)	Cloudflare Inc 'A'	Bank of America Merrill Lynch	(4,368)
(742)	Cloudflare Inc 'A'	Barclays Bank	(7,947)
(1,288)	Cloudflare Inc 'A'	BNP Paribas	(20,994)
(188)	Cloudflare Inc 'A'	Goldman Sachs	(3,064)
(498)	Cloudflare Inc 'A'	HSBC	(10,558)
(493)	CME Group Inc	Barclays Bank	1,518
(298)	CME Group Inc	BNP Paribas	1,952
(481)	CME Group Inc	Citibank	1,250
(206)	CME Group Inc	Goldman Sachs	1,349
(100)	CME Group Inc	HSBC	787
(847)	CMS Energy Corp	Barclays Bank	1,063
(1,310)	CMS Energy Corp	BNP Paribas	4,598
(194)	CMS Energy Corp	Citibank	(27)
(297)	CMS Energy Corp	Goldman Sachs	1,042
341	Coca-Cola Co	Bank of America Merrill Lynch	(1,538)
4,191	Coca-Cola Co	Barclays Bank	(7,274)
2,606	Coca-Cola Co	BNP Paribas	(11,753)
1,547	Coca-Cola Co	Citibank	(2,523)
633	Coca-Cola Co	Goldman Sachs	(2,855)
1,572	Coca-Cola Co	HSBC	(7,058)
408	Coca-Cola Co	JP Morgan	(1,832)
515	Coca-Cola Europacific Partners Plc	Bank of America Merrill Lynch	(2,220)
2,173	Coca-Cola Europacific Partners Plc	Barclays Bank	(4,360)
704	Coca-Cola Europacific Partners Plc	BNP Paribas	(3,034)
664	Coca-Cola Europacific Partners Plc	Citibank	(1,569)
997	Coca-Cola Europacific Partners Plc	Goldman Sachs	(4,297)
631	Coca-Cola Europacific Partners Plc	HSBC	(2,196)
(253)	Cognex Corp	Bank of America Merrill Lynch	(918)
(240)	Cognex Corp	Barclays Bank	(497)
(328)	Cognex Corp	HSBC	(1,706)
(520)	Cognex Corp	JP Morgan	(2,704)
2,422	Cognizant Technology Solutions Corp 'A'	BNP Paribas	(424)
777	Cognizant Technology Solutions Corp 'A'	Goldman Sachs	(136)
(56)	Coinbase Global Inc 'A'	Bank of America Merrill Lynch	(57)
(620)	Coinbase Global Inc 'A'	Barclays Bank	(446)
(373)	Coinbase Global Inc 'A'	BNP Paribas	(380)
(1,722)	Colgate-Palmolive Co	Barclays Bank	5,464
(258)	Colgate-Palmolive Co	Citibank	439
490	Comcast Corp 'A'	Barclays Bank	(990)
295	Comcast Corp 'A'	BNP Paribas	(289)
1,902	Comcast Corp 'A'	Goldman Sachs	(1,864)
(1,042)	Conagra Brands Inc	Bank of America Merrill Lynch	2,105
(514)	Conagra Brands Inc	BNP Paribas	1,038
(472)	Conagra Brands Inc	Goldman Sachs	953
113	ConocoPhillips	Bank of America Merrill Lynch	5
364	ConocoPhillips	Barclays Bank	(1,238)
511	ConocoPhillips	BNP Paribas	20
128	ConocoPhillips	Citibank	(112)
687	ConocoPhillips	Goldman Sachs	27
13	ConocoPhillips	HSBC	(7)
(14,613)	ConocoPhillips	JP Morgan	8,329
(682)	Consolidated Edison Inc	Barclays Bank	1,391
(13)	Constellation Brands Inc 'A'	Bank of America Merrill Lynch	(98)
(365)	Constellation Brands Inc 'A'	Barclays Bank	(891)
(55)	Constellation Brands Inc 'A'	HSBC	(534)

保有高	銘柄	取引相手	未実現純利益/(損) (米ドル)
	米国(続き)		
(164)	Constellation Energy Corp	Bank of America Merrill Lynch	(531)
(420)	Constellation Energy Corp	Barclays Bank	50
(468)	Constellation Energy Corp	BNP Paribas	(1,516)
(304)	Constellation Energy Corp	Citibank	35
(267)	Constellation Energy Corp	Goldman Sachs	(865)
(538)	Constellation Energy Corp	HSBC	(2,582)
(39)	Cooper Cos Inc	Bank of America Merrill Lynch	849
(91)	Cooper Cos Inc	Barclays Bank	2,053
(575)	Cooper Cos Inc	BNP Paribas	12,518
(228)	Cooper Cos Inc	Citibank	1,772
(187)	Cooper Cos Inc	Goldman Sachs	4,071
(30)	Cooper Cos Inc	HSBC	556
386	Copart Inc	Bank of America Merrill Lynch	2,455
2,630	Copart Inc	Barclays Bank	(3,103)
2,051	Copart Inc	BNP Paribas	13,044
2,231	Copart Inc	Goldman Sachs	14,189
1,196	Copart Inc	HSBC	10,238
403	Copart Inc	JP Morgan	3,450
(268)	Corning Inc	Barclays Bank	225
(528)	Corning Inc	Citibank	444
(287)	Corning Inc	Goldman Sachs	155
(291)	Corning Inc	HSBC	236
(228)	Corteva Inc	Barclays Bank	258
(373)	Corteva Inc	BNP Paribas	1,518
(208)	Corteva Inc	Citibank	277
(178)	CoStar Group Inc	Bank of America Merrill Lynch	(562)
(568)	CoStar Group Inc	Barclays Bank	(575)
(404)	CoStar Group Inc	BNP Paribas	(1,277)
(173)	CoStar Group Inc	Citibank	(86)
(40)	CoStar Group Inc	Goldman Sachs	(126)
(163)	CoStar Group Inc	HSBC	(789)
(25)	Costco Wholesale Corp	Bank of America Merrill Lynch	(99)
(84)	Costco Wholesale Corp	Barclays Bank	(862)
(70)	Costco Wholesale Corp	BNP Paribas	(276)
(26)	Costco Wholesale Corp	Citibank	(367)
(51)	Costco Wholesale Corp	Goldman Sachs	(201)
(33)	Costco Wholesale Corp	JP Morgan	(228)
(898)	Coterra Energy Inc	Bank of America Merrill Lynch	1,931
(2,664)	Coterra Energy Inc	Barclays Bank	6,607
(2,594)	Coterra Energy Inc	BNP Paribas	5,577
(2,238)	Coterra Energy Inc	HSBC	3,245
(853)	Coterra Energy Inc	JP Morgan	1,237
(507)	Crowdstrike Holdings Inc	Bank of America Merrill Lynch	(12,553)
(223)	Crowdstrike Holdings Inc	A' Barclays Bank	(2,877)
(89)	Crowdstrike Holdings Inc	A' Goldman Sachs	(2,204)
(184)	Crowdstrike Holdings Inc	A' HSBC	(5,134)
(1,144)	Crown Holdings Inc	Barclays Bank	4,051
(367)	Crown Holdings Inc	BNP Paribas	2,261
(1,311)	Crown Holdings Inc	Goldman Sachs	8,076
(84)	Crown Holdings Inc	HSBC	647
1,343	CSX Corp	Bank of America Merrill Lynch	(1,706)
1,912	CSX Corp	Barclays Bank	(2,218)
4,857	CSX Corp	BNP Paribas	(6,168)
678	CSX Corp	Citibank	(786)
2,019	CSX Corp	Goldman Sachs	(2,564)

保有高	銘柄	取引相手	未実現純利益/(損) (米ドル)
	米国(続き)		
1,819	CSX Corp	HSBC	(2,074)
579	CSX Corp	JP Morgan	(660)
140	Cummins Inc	Bank of America Merrill Lynch	(2,038)
505	Cummins Inc	Barclays Bank	(6,115)
1,159	Cummins Inc	BNP Paribas	(16,875)
49	Cummins Inc	Citibank	(678)
355	Cummins Inc	Goldman Sachs	(5,169)
72	Cummins Inc	HSBC	(1,408)
148	Cummins Inc	JP Morgan	(2,893)
2,868	CVS Health Corp	Barclays Bank	(4,835)
968	CVS Health Corp	BNP Paribas	(1,810)
1,203	CVS Health Corp	Citibank	(2,068)
1,474	CVS Health Corp	Goldman Sachs	(2,756)
1,094	CVS Health Corp	HSBC	(2,954)
103	CVS Health Corp	JP Morgan	(278)
(418)	CyberArk Software Ltd	Bank of America Merrill Lynch	(3,469)
(114)	CyberArk Software Ltd	Goldman Sachs	(946)
(100)	CyberArk Software Ltd	HSBC	(1,510)
(84)	Danaher Corp	Barclays Bank	550
(169)	Danaher Corp	BNP Paribas	373
(22)	Danaher Corp	Goldman Sachs	49
(203)	Danaher Corp	HSBC	2,946
324	Darden Restaurants Inc	Bank of America Merrill Lynch	2,420
471	Darden Restaurants Inc	Barclays Bank	(881)
618	Darden Restaurants Inc	BNP Paribas	4,616
70	Darden Restaurants Inc	Citibank	(131)
341	Darden Restaurants Inc	Goldman Sachs	2,547
291	Darden Restaurants Inc	HSBC	2,654
5	Darden Restaurants Inc	JP Morgan	46
(321)	Darling Ingredients Inc	Bank of America Merrill Lynch	205
(837)	Darling Ingredients Inc	Barclays Bank	2,026
(2,783)	Darling Ingredients Inc	BNP Paribas	1,781
(155)	Darling Ingredients Inc	Citibank	375
(1,213)	Darling Ingredients Inc	Goldman Sachs	776
(714)	Darling Ingredients Inc	HSBC	(3,306)
(243)	Datadog Inc 'A'	Bank of America Merrill Lynch	(1,541)
(1,449)	Datadog Inc 'A'	Barclays Bank	(1,529)
(24)	Datadog Inc 'A'	BNP Paribas	(154)
(172)	Datadog Inc 'A'	Goldman Sachs	(1,105)
(314)	DaVita Inc	Bank of America Merrill Lynch	970
(322)	DaVita Inc	Barclays Bank	1,942
(946)	DaVita Inc	BNP Paribas	2,923
(35)	DaVita Inc	Citibank	211
(698)	DaVita Inc	Goldman Sachs	2,157
(489)	DaVita Inc	HSBC	(2,230)
(8)	Deere & Co	Bank of America Merrill Lynch	175
(280)	Deere & Co	Barclays Bank	3,394
(304)	Deere & Co	BNP Paribas	6,636
(30)	Deere & Co	Citibank	364
(42)	Deere & Co	HSBC	1,339
553	Dell Technologies Inc 'C'	Bank of America Merrill Lynch	608
332	Dell Technologies Inc 'C'	Barclays Bank	(501)
1,901	Dell Technologies Inc 'C'	BNP Paribas	2,091
773	Dell Technologies Inc 'C'	Citibank	(1,167)
234	Dell Technologies Inc 'C'	Goldman Sachs	257

保有高	銘柄	取引相手	未実現純利益/損 (米ドル)	保有高	銘柄	取引相手	未実現純利益/損 (米ドル)
	米国(続き)				米国(続き)		
234	Dell Technologies Inc 'C'	HSBC	2	335	DR Horton Inc	Citibank	(54)
15	Delta Air Lines Inc	Bank of America Merrill Lynch	39	6,486	Dropbox Inc 'A'	Bank of America Merrill Lynch	1,751
468	Delta Air Lines Inc	Barclays Bank	412	8,702	Dropbox Inc 'A'	Barclays Bank	2,967
905	Delta Air Lines Inc	BNP Paribas	2,371	21,955	Dropbox Inc 'A'	BNP Paribas	5,928
833	Delta Air Lines Inc	Goldman Sachs	2,182	453	Dropbox Inc 'A'	Citibank	201
289	Delta Air Lines Inc	HSBC	618	16,171	Dropbox Inc 'A'	Goldman Sachs	4,366
1,890	DENTSPLY SIRONA Inc	Barclays Bank	(5,649)	4,391	Dropbox Inc 'A'	HSBC	6,411
892	DENTSPLY SIRONA Inc	Citibank	(3,095)	2,579	Dropbox Inc 'A'	JP Morgan	3,765
(1,009)	Devon Energy Corp	Bank of America Merrill Lynch	1,382	5,949	DuPont de Nemours	Inc Bank of America Merrill Lynch	12,255
(430)	Devon Energy Corp	Citibank	1,281	637	DuPont de Nemours	Inc BNP Paribas	1,312
220	Dexcom Inc	Barclays Bank	(547)	204	Dynatrace Inc	Barclays Bank	215
113	Dexcom Inc	BNP Paribas	(588)	534	Eaton Corp Plc	Barclays Bank	2,526
174	Dexcom Inc	Goldman Sachs	(905)	225	Eaton Corp Plc	BNP Paribas	2,023
92	Dexcom Inc	JP Morgan	(531)	369	Eaton Corp Plc	Goldman Sachs	3,317
299	Diamondback Energy Inc	Barclays Bank	(1,606)	72	Eaton Corp Plc	HSBC	650
396	Diamondback Energy Inc	BNP Paribas	(744)	349	Eaton Corp Plc	JP Morgan	3,151
588	Diamondback Energy Inc	Goldman Sachs	(1,105)	550	eBay Inc	Bank of America Merrill Lynch	(1,320)
185	Diamondback Energy Inc	HSBC	(1,019)	6,715	eBay Inc	Barclays Bank	(9,334)
81	Discover Financial Services	Bank of America Merrill Lynch	496	9,228	eBay Inc	BNP Paribas	(22,147)
1,135	Discover Financial Services	Barclays Bank	2,383	1,059	eBay Inc	Citibank	(1,472)
440	Discover Financial Services	BNP Paribas	2,693	5,707	eBay Inc	Goldman Sachs	(13,697)
356	Discover Financial Services	Goldman Sachs	2,179	2,381	eBay Inc	HSBC	(8,286)
351	Discover Financial Services	HSBC	2,218	745	eBay Inc	JP Morgan	(2,593)
112	Discover Financial Services	JP Morgan	708	(65)	Ecolab Inc	Bank of America Merrill Lynch	613
(1,404)	DISH Network Corp 'A'	Bank of America Merrill Lynch	(49)	(120)	Ecolab Inc	BNP Paribas	1,132
(11,112)	DISH Network Corp 'A'	Barclays Bank	1,540	(197)	Ecolab Inc	Citibank	1,708
(7,459)	DISH Network Corp 'A'	BNP Paribas	(261)	440	Edison International	Barclays Bank	(559)
(1,207)	DISH Network Corp 'A'	Citibank	211	1,012	Edison International	BNP Paribas	(5,900)
(2,392)	DISH Network Corp 'A'	HSBC	1,591	821	Edison International	Goldman Sachs	(4,786)
655	DocuSign Inc	Bank of America Merrill Lynch	3,209	324	Edison International	HSBC	(2,262)
93	DocuSign Inc	Barclays Bank	51	383	Edison International	JP Morgan	(2,673)
1,414	DocuSign Inc	BNP Paribas	6,929	211	Edwards Lifesciences Corp	Bank of America Merrill Lynch	(1,559)
470	DocuSign Inc	Goldman Sachs	2,303	3,073	Edwards Lifesciences Corp	Barclays Bank	(23,447)
240	DocuSign Inc	HSBC	1,608	3,020	Edwards Lifesciences Corp	BNP Paribas	(22,318)
228	DocuSign Inc	JP Morgan	1,528	414	Edwards Lifesciences Corp	Citibank	11
(297)	Dollar General Corp	Bank of America Merrill Lynch	4,681	1,714	Edwards Lifesciences Corp	Goldman Sachs	(12,666)
(140)	Dollar General Corp	Barclays Bank	1,343	439	Edwards Lifesciences Corp	HSBC	(3,288)
(844)	Dollar General Corp	BNP Paribas	13,301	158	Edwards Lifesciences Corp	JP Morgan	(1,183)
(274)	Dollar General Corp	Goldman Sachs	4,318	(2,016)	Elanco Animal Health Inc	Bank of America Merrill Lynch	1,794
(219)	Dollar Tree Inc	Barclays Bank	4,923	(13,735)	Elanco Animal Health Inc	Barclays Bank	12,224
(507)	Dollar Tree Inc	BNP Paribas	10,966	(2,535)	Elanco Animal Health Inc	BNP Paribas	2,256
(353)	Dollar Tree Inc	Citibank	4,970	(1,691)	Elanco Animal Health Inc	Citibank	1,505
(904)	Dollar Tree Inc	Goldman Sachs	19,554	(4,948)	Elanco Animal Health Inc	Goldman Sachs	4,404
(23)	Dollar Tree Inc	HSBC	414	(923)	Elanco Animal Health Inc	JP Morgan	1,246
129	Domino's Pizza Inc	Bank of America Merrill Lynch	(2,052)	281	Electronic Arts Inc	Barclays Bank	6
180	Domino's Pizza Inc	BNP Paribas	(2,864)	(27)	Elevance Health Inc	Barclays Bank	(17)
40	Domino's Pizza Inc	Goldman Sachs	(636)	(40)	Elevance Health Inc	BNP Paribas	318
48	Domino's Pizza Inc	HSBC	(816)	(77)	Elevance Health Inc	Citibank	634
52	Domino's Pizza Inc	JP Morgan	(884)	(144)	Elevance Health Inc	Goldman Sachs	1,143
(325)	DoorDash Inc 'A'	Barclays Bank	352	(64)	Elevance Health Inc	HSBC	1,317
(124)	DoorDash Inc 'A'	Citibank	174	(27)	Eli Lilly & Co	Bank of America Merrill Lynch	265
222	Dover Corp	Barclays Bank	(1,168)	(2)	Eli Lilly & Co	BNP Paribas	20
(711)	Dow Inc	Goldman Sachs	2,510	(144)	Eli Lilly & Co	Goldman Sachs	1,411
692	DR Horton Inc	Bank of America Merrill Lynch	(2,062)	(188)	Emerson Electric Co	Bank of America Merrill Lynch	1,132
271	DR Horton Inc	Barclays Bank	49	(29)	Emerson Electric Co	Citibank	134

保有高	銘柄	取引相手	未実現純利益/損 (米ドル)
	米国(続き)		
(194)	Emerson Electric Co	Goldman Sachs	1,168
(47)	Enphase Energy Inc	Bank of America Merrill Lynch	(231)
(135)	Enphase Energy Inc	BNP Paribas	(664)
(65)	Enphase Energy Inc	Goldman Sachs	(320)
(158)	Enphase Energy Inc	HSBC	(1,634)
(285)	Entegris Inc	Bank of America Merrill Lynch	(4,398)
(1,617)	Entegris Inc	Barclays Bank	(16,720)
(1,354)	Entegris Inc	Citibank	(14,000)
(3,218)	Entegris Inc	Goldman Sachs	(49,654)
(31)	Entegris Inc	JP Morgan	(856)
695	EOG Resources Inc	Bank of America Merrill Lynch	(2,655)
502	EOG Resources Inc	Barclays Bank	(3,027)
631	EOG Resources Inc	BNP Paribas	(2,410)
194	EOG Resources Inc	Citibank	(1,170)
918	EOG Resources Inc	Goldman Sachs	(3,507)
111	EOG Resources Inc	HSBC	(759)
71	EOG Resources Inc	JP Morgan	(486)
(43)	EPAM Systems Inc	Barclays Bank	302
(40)	EPAM Systems Inc	Citibank	(7)
(949)	EQT Corp	Barclays Bank	1,158
(656)	EQT Corp	BNP Paribas	33
(351)	EQT Corp	Citibank	428
(628)	EQT Corp	Goldman Sachs	31
(771)	EQT Corp	HSBC	(2,159)
(70)	Equifax Inc	Bank of America Merrill Lynch	(229)
(80)	Equifax Inc	Barclays Bank	518
(190)	Equifax Inc	BNP Paribas	(621)
(103)	Equifax Inc	Goldman Sachs	(337)
1,739	Equitable Holdings Inc	BNP Paribas	1,443
386	Equitable Holdings Inc	Goldman Sachs	320
296	Equitable Holdings Inc	HSBC	355
(407)	Erie Indemnity Co 'A'	Bank of America Merrill Lynch	5,087
(570)	Erie Indemnity Co 'A'	Barclays Bank	5,746
(218)	Erie Indemnity Co 'A'	Goldman Sachs	2,725
(2,486)	Essential Utilities Inc	Bank of America Merrill Lynch	3,903
(1,451)	Essential Utilities Inc	Barclays Bank	116
(1,487)	Essential Utilities Inc	BNP Paribas	2,335
(812)	Essential Utilities Inc	Citibank	65
(873)	Essential Utilities Inc	Goldman Sachs	1,371
(215)	Essential Utilities Inc	HSBC	516
(83)	Estee Lauder Cos Inc 'A'	Barclays Bank	481
(72)	Estee Lauder Cos Inc 'A'	Citibank	854
94	Etsy Inc	Bank of America Merrill Lynch	(1,440)
618	Etsy Inc	Barclays Bank	(4,629)
466	Etsy Inc	BNP Paribas	(7,139)
235	Etsy Inc	Citibank	8
261	Etsy Inc	HSBC	(2,675)
226	Etsy Inc	JP Morgan	(2,317)
60	Everest Re Group Ltd	Bank of America Merrill Lynch	(1,968)
28	Everest Re Group Ltd	Barclays Bank	(309)
82	Everest Re Group Ltd	Goldman Sachs	(2,690)
29	Everest Re Group Ltd	HSBC	(950)
28	Everest Re Group Ltd	JP Morgan	(918)
(331)	Eversource Energy	Barclays Bank	719
(446)	Eversource Energy	BNP Paribas	3,795

保有高	銘柄	取引相手	未実現純利益/損 (米ドル)
	米国(続き)		
(704)	Eversource Energy	Citibank	2,274
(1,083)	Exact Sciences Corp	Barclays Bank	3,855
3,534	Exelon Corp	Barclays Bank	(3,163)
122	Exelon Corp	BNP Paribas	(187)
1,885	Exelon Corp	Goldman Sachs	(2,893)
951	Exelon Corp	HSBC	(3,371)
41	Exelon Corp	JP Morgan	(145)
476	Expedia Group Inc	Bank of America Merrill Lynch	1,109
2,055	Expedia Group Inc	Barclays Bank	(4,591)
289	Expedia Group Inc	BNP Paribas	673
803	Expedia Group Inc	Citibank	(1,049)
1,023	Expedia Group Inc	Goldman Sachs	2,384
40	Expedia Group Inc	HSBC	83
173	Expeditors International of Washington Inc	Barclays Bank	(757)
1,306	Expeditors International of Washington Inc	BNP Paribas	(2,560)
1,791	Expeditors International of Washington Inc	Goldman Sachs	(3,510)
1,282	Expeditors International of Washington Inc	JP Morgan	(7,461)
424	Exxon Mobil Corp	Barclays Bank	(1,407)
106	Exxon Mobil Corp	Citibank	(251)
213	Exxon Mobil Corp	Goldman Sachs	(526)
104	Exxon Mobil Corp	JP Morgan	(677)
169	F5 Inc	Bank of America Merrill Lynch	1,406
332	F5 Inc	Barclays Bank	1,165
91	F5 Inc	BNP Paribas	757
79	F5 Inc	Citibank	277
69	F5 Inc	JP Morgan	912
17	Fair Isaac Corp	Bank of America Merrill Lynch	602
34	Fair Isaac Corp	Barclays Bank	39
18	Fair Isaac Corp	BNP Paribas	638
225	Fair Isaac Corp	Goldman Sachs	7,972
17	Fair Isaac Corp	JP Morgan	938
332	Fastenal Co	BNP Paribas	(37)
527	Fastenal Co	Citibank	(514)
490	Fastenal Co	JP Morgan	(113)
73	FedEx Corp	Bank of America Merrill Lynch	(192)
306	FedEx Corp	Barclays Bank	(2,720)
146	FedEx Corp	Goldman Sachs	(384)
5	FedEx Corp	HSBC	(55)
350	Ferguson Plc	Barclays Bank	(9)
95	Ferguson Plc	BNP Paribas	(143)
99	Ferguson Plc	Citibank	(61)
75	Ferguson Plc	JP Morgan	384
(490)	Fidelity National Information Services Inc	Bank of America Merrill Lynch	911
(1,623)	Fidelity National Information Services Inc	Barclays Bank	6,167
(226)	Fidelity National Information Services Inc	BNP Paribas	420
(858)	Fifth Third Bancorp	Bank of America Merrill Lynch	(626)
(400)	Fifth Third Bancorp	Barclays Bank	200
(841)	Fifth Third Bancorp	BNP Paribas	(614)
(568)	Fifth Third Bancorp	Citibank	284
(431)	Fifth Third Bancorp	Goldman Sachs	(315)
(1,236)	Fifth Third Bancorp	HSBC	(667)
(10)	First Citizens BancShares Inc 'A'	Bank of America Merrill Lynch	39
(29)	First Citizens BancShares Inc 'A'	Barclays Bank	1,298
(181)	First Citizens BancShares Inc 'A'	BNP Paribas	699
(28)	First Citizens BancShares Inc 'A'	HSBC	(4,813)

保有高	銘柄	取引相手	未実現純資産/（損） （米ドル）
	米国(続き)		
(591)	First Solar Inc	Bank of America Merrill Lynch	11,867
(693)	First Solar Inc	Barclays Bank	125
(197)	First Solar Inc	Citibank	76
(1,095)	Fiserv Inc	Barclays Bank	9,307
(137)	FleetCor Technologies Inc	Bank of America Merrill Lynch	493
(209)	FleetCor Technologies Inc	Barclays Bank	1,331
(221)	FleetCor Technologies Inc	Goldman Sachs	796
(106)	FleetCor Technologies Inc	HSBC	347
253	FMC Corp	Barclays Bank	(1,083)
(811)	Ford Motor Co	Barclays Bank	(511)
(4,866)	Ford Motor Co	BNP Paribas	(3,017)
(3,880)	Ford Motor Co	Goldman Sachs	(2,406)
1,499	Fortinet Inc	Bank of America Merrill Lynch	135
2,005	Fortinet Inc	BNP Paribas	180
561	Fortinet Inc	Citibank	173
52	Fortinet Inc	Goldman Sachs	5
393	Fortinet Inc	HSBC	1,010
607	Fortive Corp	Bank of America Merrill Lynch	231
175	Fortive Corp	Barclays Bank	(65)
150	Fortive Corp	Citibank	(56)
146	Fortive Corp	JP Morgan	183
967	Fortune Brands Innovations Inc	Barclays Bank	(1,713)
1,929	Fortune Brands Innovations Inc	BNP Paribas	(9,568)
529	Fortune Brands Innovations Inc	Citibank	(447)
394	Fortune Brands Innovations Inc	Goldman Sachs	(1,954)
326	Fortune Brands Innovations Inc	HSBC	(1,676)
200	Fortune Brands Innovations Inc	JP Morgan	(1,028)
5,603	Franklin Resources Inc	Barclays Bank	(2,970)
613	Franklin Resources Inc	BNP Paribas	(264)
654	Franklin Resources Inc	Goldman Sachs	(281)
(876)	Freeport-McMoRan Inc	Barclays Bank	1,813
483	Garmin Ltd	BNP Paribas	657
827	Garmin Ltd	Goldman Sachs	1,125
(125)	Gartner Inc	Barclays Bank	(1,620)
(239)	GE Healthcare Inc	Bank of America Merrill Lynch	(975)
(201)	GE Healthcare Inc	Barclays Bank	14
(545)	GE Healthcare Inc	BNP Paribas	(2,224)
(291)	GE Healthcare Inc	Goldman Sachs	(1,187)
(2,546)	Gen Digital Inc	Bank of America Merrill Lynch	(2,610)
(11,767)	Gen Digital Inc	Barclays Bank	(4,259)
(9,806)	Gen Digital Inc	BNP Paribas	(10,051)
(4,523)	Gen Digital Inc	Citibank	(1,696)
(3,451)	Gen Digital Inc	Goldman Sachs	(3,537)
(2,626)	Gen Digital Inc	HSBC	(1,011)
(104)	Generac Holdings Inc	Bank of America Merrill Lynch	553
(173)	Generac Holdings Inc	BNP Paribas	920
(326)	Generac Holdings Inc	Goldman Sachs	1,734
(110)	Generac Holdings Inc	HSBC	(98)
(289)	General Electric Co	Barclays Bank	1,107
(1,376)	General Electric Co	BNP Paribas	1,761
(783)	General Mills Inc	Bank of America Merrill Lynch	5,387
(167)	General Mills Inc	Barclays Bank	382
(1,337)	General Mills Inc	Goldman Sachs	9,199
(2)	General Mills Inc	HSBC	13
(297)	General Mills Inc	JP Morgan	1,919

保有高	銘柄	取引相手	未実現純資産/（損） （米ドル）
	米国(続き)		
900	General Motors Co	Barclays Bank	(485)
441	General Motors Co	BNP Paribas	106
1,025	General Motors Co	Citibank	(615)
300	General Motors Co	Goldman Sachs	72
347	General Motors Co	HSBC	(364)
849	General Motors Co	JP Morgan	(677)
(60)	Genuine Parts Co	Bank of America Merrill Lynch	1,217
(751)	Genuine Parts Co	Barclays Bank	10,510
(542)	Genuine Parts Co	BNP Paribas	10,992
(325)	Genuine Parts Co	Citibank	4,144
(190)	Genuine Parts Co	Goldman Sachs	3,853
(106)	Genuine Parts Co	HSBC	2,594
173	Gilead Sciences Inc	Bank of America Merrill Lynch	(315)
1,004	Gilead Sciences Inc	Barclays Bank	(2,068)
735	Gilead Sciences Inc	BNP Paribas	(1,338)
290	Gilead Sciences Inc	Citibank	(597)
165	Gilead Sciences Inc	Goldman Sachs	(300)
223	Gilead Sciences Inc	HSBC	(453)
117	Gilead Sciences Inc	JP Morgan	(238)
(105)	Globe Life Inc	Bank of America Merrill Lynch	354
(114)	Globe Life Inc	Barclays Bank	475
(1,057)	Globe Life Inc	BNP Paribas	3,562
(97)	Globe Life Inc	Citibank	404
(243)	Globe Life Inc	Goldman Sachs	819
(161)	Globe Life Inc	HSBC	657
377	GoDaddy Inc 'A'	Barclays Bank	102
950	GoDaddy Inc 'A'	BNP Paribas	1,083
252	GoDaddy Inc 'A'	Goldman Sachs	287
482	GoDaddy Inc 'A'	HSBC	1,350
(7,646)	Grab Holdings Ltd 'A'	Barclays Bank	879
646	Graco Inc	Bank of America Merrill Lynch	(640)
1,844	Graco Inc	Barclays Bank	(5,182)
404	Graco Inc	Citibank	(1,135)
2,702	Graco Inc	Goldman Sachs	(2,675)
149	Graco Inc	HSBC	(322)
794	Graco Inc	JP Morgan	(1,715)
314	Halliburton Co	Barclays Bank	(371)
2,813	Halliburton Co	BNP Paribas	(169)
1,515	Hartford Financial Services Group Inc	Bank of America Merrill Lynch	(3,151)
1,609	Hartford Financial Services Group Inc	Barclays Bank	(4,489)
1,602	Hartford Financial Services Group Inc	BNP Paribas	(3,332)
1,892	Hartford Financial Services Group Inc	Goldman Sachs	(3,935)
960	Hartford Financial Services Group Inc	HSBC	(2,218)
(726)	Hasbro Inc	Barclays Bank	515
(2,251)	Hasbro Inc	BNP Paribas	5,988
(459)	Hasbro Inc	Citibank	263
(350)	Hasbro Inc	Goldman Sachs	931
(885)	Hasbro Inc	HSBC	(204)
407	HCA Healthcare Inc	Bank of America Merrill Lynch	(6,732)
294	HCA Healthcare Inc	Barclays Bank	(4,722)
172	HCA Healthcare Inc	BNP Paribas	(2,845)
153	HCA Healthcare Inc	Citibank	(1,091)
57	HCA Healthcare Inc	Goldman Sachs	(943)
45	HCA Healthcare Inc	HSBC	(756)
41	HCA Healthcare Inc	JP Morgan	(689)

保有高	銘柄	取引相手	未実現純利益/損 (米ドル)	保有高	銘柄	取引相手	未実現純利益/損 (米ドル)
	米国(続き)				米国(続き)		
225	HEICO Corp	Bank of America Merrill Lynch	(4,811)	17	Hubbell Inc	JP Morgan	260
132	HEICO Corp	Barclays Bank	(2,827)	1	HubSpot Inc	Barclays Bank	21
370	HEICO Corp	Citibank	(7,925)	41	HubSpot Inc	BNP Paribas	1,798
(179)	Henry Schein Inc	Citibank	310	7	HubSpot Inc	Citibank	144
1,956	Hershey Co	Barclays Bank	(8,412)	24	HubSpot Inc	Goldman Sachs	1,053
404	Hershey Co	BNP Paribas	(5,244)	55	HubSpot Inc	HSBC	3,855
221	Hershey Co	Citibank	(1,193)	45	Humana Inc	Citibank	90
274	Hershey Co	Goldman Sachs	(3,557)	20	Humana Inc	Goldman Sachs	(462)
183	Hershey Co	HSBC	(3,164)	(885)	Huntington Bancshares Inc	Bank of America Merrill Lynch	(814)
3	Hershey Co	JP Morgan	(52)	(6,004)	Huntington Bancshares Inc	Barclays Bank	300
(77)	Hess Corp	Bank of America Merrill Lynch	751	(2,479)	Huntington Bancshares Inc	BNP Paribas	(2,281)
(885)	Hess Corp	Barclays Bank	6,489	(984)	Huntington Bancshares Inc	Goldman Sachs	(905)
(1,520)	Hess Corp	BNP Paribas	14,820	621	IDEX Corp	BNP Paribas	(4,502)
(92)	Hess Corp	Citibank	753	81	IDEXX Laboratories Inc	Bank of America Merrill Lynch	(2,413)
(1,433)	Hess Corp	Goldman Sachs	13,972	178	IDEXX Laboratories Inc	Barclays Bank	(4,656)
(106)	Hess Corp	HSBC	1,271	146	IDEXX Laboratories Inc	BNP Paribas	(4,349)
699	Hewlett Packard Enterprise Co	Bank of America Merrill Lynch	143	101	IDEXX Laboratories Inc	Citibank	(2,642)
3,564	Hewlett Packard Enterprise Co	Barclays Bank	160	101	IDEXX Laboratories Inc	Goldman Sachs	(3,009)
1,551	Hewlett Packard Enterprise Co	BNP Paribas	318	117	IDEXX Laboratories Inc	HSBC	(2,976)
2,961	Hewlett Packard Enterprise Co	Citibank	(1,195)	95	IDEXX Laboratories Inc	JP Morgan	(2,417)
2,736	Hewlett Packard Enterprise Co	Goldman Sachs	561	158	Illinois Tool Works Inc	Bank of America Merrill Lynch	(1,547)
3,548	Hewlett Packard Enterprise Co	HSBC	1,082	449	Illinois Tool Works Inc	Barclays Bank	(3,191)
2,241	Hewlett Packard Enterprise Co	JP Morgan	684	1,751	Illinois Tool Works Inc	BNP Paribas	(17,142)
(676)	Hilton Worldwide Holdings Inc	Barclays Bank	5,536	108	Illinois Tool Works Inc	Goldman Sachs	(1,057)
(230)	Hilton Worldwide Holdings Inc	BNP Paribas	1,817	51	Illinois Tool Works Inc	JP Morgan	(467)
(219)	Hilton Worldwide Holdings Inc	Citibank	1,794	(63)	Illumina Inc	Bank of America Merrill Lynch	677
473	Hologic Inc	Bank of America Merrill Lynch	(1,821)	(45)	Illumina Inc	Barclays Bank	663
1,306	Hologic Inc	Barclays Bank	(4,062)	(108)	Illumina Inc	BNP Paribas	1,160
736	Hologic Inc	BNP Paribas	(2,834)	(117)	Illumina Inc	Citibank	778
548	Hologic Inc	Citibank	(1,002)	(55)	Illumina Inc	HSBC	87
1,541	Hologic Inc	Goldman Sachs	(5,933)	500	Incyte Corp	Bank of America Merrill Lynch	(2,135)
962	Hologic Inc	HSBC	(4,406)	879	Incyte Corp	Barclays Bank	(2,162)
(63)	Home Depot Inc	Bank of America Merrill Lynch	184	3,696	Incyte Corp	BNP Paribas	(15,782)
(289)	Home Depot Inc	Barclays Bank	1,697	508	Incyte Corp	Citibank	(483)
(151)	Home Depot Inc	BNP Paribas	441	851	Incyte Corp	Goldman Sachs	(3,634)
(773)	Home Depot Inc	Citibank	4,021	135	Incyte Corp	HSBC	(521)
(180)	Home Depot Inc	Goldman Sachs	526	471	Incyte Corp	JP Morgan	(1,818)
(475)	Home Depot Inc	HSBC	1,097	1,309	Ingersoll Rand Inc	Barclays Bank	(2,245)
(968)	Hormel Foods Corp	Bank of America Merrill Lynch	1,500	430	Ingersoll Rand Inc	Citibank	(766)
(6,730)	Hormel Foods Corp	Barclays Bank	4,830	(196)	Insulet Corp	Barclays Bank	6,337
(8,516)	Hormel Foods Corp	BNP Paribas	13,200	(67)	Insulet Corp	Citibank	(42)
(1,240)	Hormel Foods Corp	Citibank	1,017	(73)	Insulet Corp	Goldman Sachs	3,400
(4,796)	Hormel Foods Corp	Goldman Sachs	7,434	(34)	Insulet Corp	HSBC	1,522
(1,378)	Hormel Foods Corp	HSBC	3,541	(3,355)	Intel Corp	Barclays Bank	(1,897)
(1,319)	Hormel Foods Corp	JP Morgan	3,390	(427)	Intel Corp	BNP Paribas	(226)
(502)	Howmet Aerospace Inc	BNP Paribas	914	(425)	Intel Corp	Goldman Sachs	(225)
(606)	Howmet Aerospace Inc	Goldman Sachs	1,103	(751)	Intel Corp	JP Morgan	330
(311)	Howmet Aerospace Inc	JP Morgan	342	(122)	Intercontinental Exchange Inc	Bank of America Merrill Lynch	642
1,446	HP Inc	Bank of America Merrill Lynch	260	(6)	Intercontinental Exchange Inc	BNP Paribas	32
753	HP Inc	Barclays Bank	(723)	(133)	Intercontinental Exchange Inc	Citibank	609
2,464	HP Inc	BNP Paribas	444	(216)	Intercontinental Exchange Inc	HSBC	566
712	HP Inc	HSBC	(313)	(252)	International Business Machines Corp	Bank of America Merrill Lynch	(1,366)
98	Hubbell Inc	Barclays Bank	331	(731)	International Business Machines Corp	Barclays Bank	(800)
641	Hubbell Inc	BNP Paribas	7,878	(1,124)	International Business Machines Corp	BNP Paribas	(6,092)
120	Hubbell Inc	Goldman Sachs	1,475	(154)	International Business Machines Corp	Citibank	107

保有高	銘柄	取引相手	未実現純利益/損 (米ドル)
	米国(続き)		
(1,209)	International Business Machines Corp	Goldman Sachs	(6,553)
(1,247)	International Business Machines Corp	HSBC	(6,709)
(371)	International Business Machines Corp	JP Morgan	(1,996)
(129)	International Flavors & Fragrances Inc	Bank of America Merrill Lynch	920
(290)	International Flavors & Fragrances Inc	Barclays Bank	1,789
(788)	International Flavors & Fragrances Inc	BNP Paribas	5,618
(280)	International Flavors & Fragrances Inc	Goldman Sachs	1,996
(266)	International Flavors & Fragrances Inc	HSBC	5,296
(661)	International Paper Co	Bank of America Merrill Lynch	1,428
(2,587)	International Paper Co	Barclays Bank	4,623
(1,167)	International Paper Co	BNP Paribas	2,521
(2,409)	International Paper Co	Citibank	1,975
(78)	International Paper Co	Goldman Sachs	168
(868)	International Paper Co	HSBC	2,361
2,304	Interpublic Group of Cos Inc	Barclays Bank	(622)
2,988	Interpublic Group of Cos Inc	BNP Paribas	7,111
833	Intuit Inc	Barclays Bank	(33,248)
98	Intuit Inc	BNP Paribas	(1,595)
37	Intuit Inc	Goldman Sachs	(602)
62	Intuitive Surgical Inc	Barclays Bank	(706)
113	Intuitive Surgical Inc	BNP Paribas	(657)
61	Intuitive Surgical Inc	Goldman Sachs	(354)
283	Intuitive Surgical Inc	HSBC	(241)
415	Invesco Ltd	Bank of America Merrill Lynch	(295)
377	Invesco Ltd	Barclays Bank	(260)
2,006	Invesco Ltd	BNP Paribas	(1,424)
1,421	Invesco Ltd	Goldman Sachs	(1,009)
1,208	Invesco Ltd	HSBC	(2,162)
63	IQVIA Holdings Inc	Goldman Sachs	301
55	IQVIA Holdings Inc	HSBC	354
523	J M Smucker Co	Citibank	(1,066)
(419)	Jack Henry & Associates Inc	Barclays Bank	951
(1,805)	Jack Henry & Associates Inc	BNP Paribas	11,263
(73)	Jack Henry & Associates Inc	Citibank	166
(1,234)	Jack Henry & Associates Inc	Goldman Sachs	7,700
413	Jazz Pharmaceuticals Plc	Barclays Bank	(1,378)
316	Jazz Pharmaceuticals Plc	BNP Paribas	(2,673)
700	Jazz Pharmaceuticals Plc	Citibank	(3,109)
241	Jazz Pharmaceuticals Plc	Goldman Sachs	(2,039)
136	Jazz Pharmaceuticals Plc	HSBC	(1,254)
92	JB Hunt Transport Services Inc	Bank of America Merrill Lynch	(764)
552	JB Hunt Transport Services Inc	Barclays Bank	(891)
1,093	JB Hunt Transport Services Inc	BNP Paribas	(9,077)
181	JB Hunt Transport Services Inc	Citibank	(588)
113	JB Hunt Transport Services Inc	Goldman Sachs	(938)
82	JB Hunt Transport Services Inc	HSBC	(907)
44	Johnson & Johnson	Bank of America Merrill Lynch	(242)
109	Johnson & Johnson	Barclays Bank	(306)
25	Johnson & Johnson	JP Morgan	(206)
(522)	Johnson Controls International Plc	Goldman Sachs	934
(626)	Johnson Controls International Plc	HSBC	1,540
(257)	JPMorgan Chase & Co	Bank of America Merrill Lynch	(10)
(1,489)	JPMorgan Chase & Co	BNP Paribas	(60)
(405)	JPMorgan Chase & Co	Citibank	1,118
(93)	JPMorgan Chase & Co	Goldman Sachs	(4)

保有高	銘柄	取引相手	未実現純利益/損 (米ドル)
	米国(続き)		
(11)	JPMorgan Chase & Co	HSBC	20
307	Juniper Networks Inc	Bank of America Merrill Lynch	347
3,726	Juniper Networks Inc	Barclays Bank	2,459
424	Juniper Networks Inc	BNP Paribas	479
383	Juniper Networks Inc	Citibank	253
3,477	Juniper Networks Inc	Goldman Sachs	3,929
862	Juniper Networks Inc	HSBC	1,310
725	Juniper Networks Inc	JP Morgan	1,102
(237)	Kellogg Co	Barclays Bank	574
(324)	Kellogg Co	BNP Paribas	1,361
(790)	Kellogg Co	Goldman Sachs	3,318
(341)	Kellogg Co	JP Morgan	1,777
(621)	Keurig Dr Pepper Inc	Bank of America Merrill Lynch	925
(4,111)	Keurig Dr Pepper Inc	BNP Paribas	6,125
(1,783)	Keurig Dr Pepper Inc	Goldman Sachs	2,657
(657)	Keurig Dr Pepper Inc	HSBC	1,301
(1,821)	KeyCorp	Bank of America Merrill Lynch	(146)
(969)	KeyCorp	Barclays Bank	591
(4,340)	KeyCorp	BNP Paribas	(347)
(1,068)	KeyCorp	Goldman Sachs	(85)
(2,327)	KeyCorp	HSBC	23
80	Keysight Technologies Inc	Bank of America Merrill Lynch	1,121
822	Keysight Technologies Inc	Barclays Bank	3,362
1,436	Keysight Technologies Inc	BNP Paribas	20,118
255	Keysight Technologies Inc	Citibank	381
1,187	Keysight Technologies Inc	Goldman Sachs	16,630
145	Keysight Technologies Inc	JP Morgan	2,854
(75)	Kimberly-Clark Corp	Bank of America Merrill Lynch	824
(821)	Kimberly-Clark Corp	Barclays Bank	5,130
(195)	Kimberly-Clark Corp	BNP Paribas	2,143
(186)	Kimberly-Clark Corp	Citibank	638
(209)	Kimberly-Clark Corp	Goldman Sachs	2,297
(186)	Kimberly-Clark Corp	HSBC	2,210
(572)	Kinder Morgan Inc	Barclays Bank	240
(3,713)	Kinder Morgan Inc	BNP Paribas	2,191
(3,917)	Kinder Morgan Inc	Citibank	1,039
(1,391)	Kinder Morgan Inc	Goldman Sachs	821
184	KKR & Co Inc	Bank of America Merrill Lynch	462
403	KKR & Co Inc	Barclays Bank	173
305	KKR & Co Inc	BNP Paribas	766
346	KKR & Co Inc	Goldman Sachs	868
226	KKR & Co Inc	JP Morgan	522
167	KLA Corp	Barclays Bank	5,033
683	KLA Corp	BNP Paribas	31,999
29	KLA Corp	Citibank	874
79	KLA Corp	Goldman Sachs	3,701
80	KLA Corp	HSBC	5,394
3,031	Knight-Swift Transportation Holdings Inc	Barclays Bank	515
822	Knight-Swift Transportation Holdings Inc	JP Morgan	(1,866)
(628)	Kraft Heinz Co	Barclays Bank	578
(241)	Kroger Co	Bank of America Merrill Lynch	848
196	Laboratory Corp of America Holdings	Bank of America Merrill Lynch	(2,609)
97	Laboratory Corp of America Holdings	Barclays Bank	(876)
43	Laboratory Corp of America Holdings	BNP Paribas	(572)
39	Laboratory Corp of America Holdings	Goldman Sachs	(519)

保有高	銘柄	取引相手	未実現純利益/損 (米ドル)
	米国(続き)		
95	Laboratory Corp of America Holdings	HSBC	(1,233)
103	Laboratory Corp of America Holdings	JP Morgan	(1,337)
100	Lam Research Corp	Bank of America Merrill Lynch	7,389
73	Lam Research Corp	Barclays Bank	3,000
306	Lam Research Corp	BNP Paribas	22,610
82	Lam Research Corp	Citibank	3,369
111	Lam Research Corp	Goldman Sachs	8,202
43	Lam Research Corp	HSBC	4,273
110	Lamb Weston Holdings Inc	Barclays Bank	97
185	Lamb Weston Holdings Inc	Citibank	95
(1,569)	Las Vegas Sands Corp	Barclays Bank	4,125
(496)	Las Vegas Sands Corp	Citibank	204
(3,875)	Las Vegas Sands Corp	Goldman Sachs	20,692
(184)	Lear Corp	Bank of America Merrill Lynch	(103)
(173)	Lear Corp	Barclays Bank	491
(307)	Lear Corp	BNP Paribas	(172)
(318)	Lear Corp	Citibank	903
(217)	Lear Corp	HSBC	896
97	Lennar Corp 'A'	Citibank	(326)
202	Lennar Corp 'A'	JP Morgan	(1,525)
279	Lennox International Inc	Barclays Bank	(695)
300	Lennox International Inc	BNP Paribas	(2,418)
105	Lennox International Inc	Citibank	(261)
106	Lennox International Inc	Goldman Sachs	(854)
156	Lennox International Inc	HSBC	(551)
(1,056)	Liberty Broadband Corp 'C'	Barclays Bank	2,946
(254)	Liberty Broadband Corp 'C'	Goldman Sachs	803
(257)	Liberty Broadband Corp 'C'	HSBC	1,239
(3,087)	Liberty Global Plc 'A'	Barclays Bank	2,099
651	Liberty Global Plc 'C'	Bank of America Merrill Lynch	(749)
(3,855)	Liberty Media Corp-Liberty Formula One 'C'	Bank of America Merrill Lynch	17,926
(568)	Liberty Media Corp-Liberty Formula One 'C'	Barclays Bank	1,130
(250)	Liberty Media Corp-Liberty Formula One 'C'	Goldman Sachs	1,163
(32)	Linde Plc	Bank of America Merrill Lynch	456
(431)	Linde Plc	Barclays Bank	5,107
(340)	Linde Plc	BNP Paribas	4,848
(93)	Linde Plc	Citibank	1,102
(100)	Linde Plc	HSBC	1,113
(117)	Linde Plc	JP Morgan	1,302
(136)	Live Nation Entertainment Inc	Bank of America Merrill Lynch	24
(1,277)	Live Nation Entertainment Inc	Barclays Bank	5,798
(425)	Live Nation Entertainment Inc	Citibank	1,930
(380)	Live Nation Entertainment Inc	HSBC	(908)
430	LKQ Corp	Bank of America Merrill Lynch	(2,258)
1,268	LKQ Corp	Barclays Bank	(4,438)
1,280	LKQ Corp	BNP Paribas	(6,720)
2,373	LKQ Corp	Goldman Sachs	(12,458)
804	LKQ Corp	HSBC	(4,438)
(353)	Loews Corp	Bank of America Merrill Lynch	618
(327)	Loews Corp	Barclays Bank	670
(296)	Loews Corp	Citibank	607
(1,136)	Loews Corp	Goldman Sachs	1,988
(316)	Loews Corp	HSBC	689
266	Lowe's Cos Inc	Barclays Bank	(373)
651	Lowe's Cos Inc	BNP Paribas	430

保有高	銘柄	取引相手	未実現純利益/損 (米ドル)
	米国(続き)		
188	Lowe's Cos Inc	Goldman Sachs	124
85	Lowe's Cos Inc	HSBC	(156)
(53)	LPL Financial Holdings Inc	Bank of America Merrill Lynch	(244)
(211)	LPL Financial Holdings Inc	Barclays Bank	516
(347)	LPL Financial Holdings Inc	BNP Paribas	(1,600)
(164)	LPL Financial Holdings Inc	Citibank	382
(44)	LPL Financial Holdings Inc	Goldman Sachs	(203)
(88)	LPL Financial Holdings Inc	JP Morgan	(225)
(763)	Lucid Group Inc	BNP Paribas	(389)
250	Lululemon Athletica Inc	Barclays Bank	(7,925)
100	Lululemon Athletica Inc	BNP Paribas	(4,429)
233	LyondellBasell Industries NV 'A'	Bank of America Merrill Lynch	(1,088)
1,327	LyondellBasell Industries NV 'A'	Barclays Bank	(5,856)
897	LyondellBasell Industries NV 'A'	BNP Paribas	(4,189)
556	LyondellBasell Industries NV 'A'	Citibank	(2,218)
151	LyondellBasell Industries NV 'A'	Goldman Sachs	(705)
607	LyondellBasell Industries NV 'A'	HSBC	(3,836)
173	LyondellBasell Industries NV 'A'	JP Morgan	(1,012)
(333)	M&T Bank Corp	Barclays Bank	551
(1,086)	M&T Bank Corp	BNP Paribas	(8,069)
(162)	M&T Bank Corp	Citibank	(36)
(133)	M&T Bank Corp	Goldman Sachs	(988)
(82)	M&T Bank Corp	JP Morgan	(499)
583	Marathon Oil Corp	Barclays Bank	(635)
1,959	Marathon Oil Corp	BNP Paribas	(646)
940	Marathon Oil Corp	Goldman Sachs	(310)
1,691	Marathon Oil Corp	HSBC	(812)
(197)	Marathon Petroleum Corp	Citibank	1,048
(33)	Markel Group Inc	Bank of America Merrill Lynch	1,381
(32)	Markel Group Inc	Barclays Bank	963
(18)	Markel Group Inc	BNP Paribas	753
(1)	Markel Group Inc	Goldman Sachs	42
(18)	Markel Group Inc	HSBC	810
(284)	MarketAxess Holdings Inc	Bank of America Merrill Lynch	4,987
(167)	MarketAxess Holdings Inc	Barclays Bank	1,338
(29)	MarketAxess Holdings Inc	BNP Paribas	509
(50)	MarketAxess Holdings Inc	Citibank	145
(135)	MarketAxess Holdings Inc	Goldman Sachs	2,371
(4)	MarketAxess Holdings Inc	HSBC	94
(695)	Marriott International Inc 'A'	Bank of America Merrill Lynch	5,963
(1,357)	Marriott International Inc 'A'	Barclays Bank	10,530
(88)	Marriott International Inc 'A'	BNP Paribas	755
(128)	Marriott International Inc 'A'	Citibank	993
(646)	Marriott International Inc 'A'	Goldman Sachs	5,543
(152)	Marriott International Inc 'A'	HSBC	1,677
103	Marsh & McLennan Cos Inc	Barclays Bank	(756)
(81)	Martin Marietta Materials Inc	Barclays Bank	923
(153)	Martin Marietta Materials Inc	BNP Paribas	1,225
(255)	Martin Marietta Materials Inc	Citibank	2,526
(282)	Martin Marietta Materials Inc	Goldman Sachs	2,812
(193)	Martin Marietta Materials Inc	HSBC	342
(3,055)	Marvell Technology Inc	Barclays Bank	(47,383)
(346)	Marvell Technology Inc	Citibank	(5,366)
(1,942)	Marvell Technology Inc	HSBC	(40,665)
(221)	Masco Corp	Bank of America Merrill Lynch	645

保有高	銘柄	取引相手	未実現純利益/損 (米ドル)
	米国(続き)		
(788)	Masco Corp	Barclays Bank	2,049
(283)	Masco Corp	HSBC	1,259
(156)	Masimo Corp	Bank of America Merrill Lynch	2,175
(188)	Masimo Corp	Barclays Bank	174
(121)	Masimo Corp	BNP Paribas	1,687
(181)	Match Group Inc	Barclays Bank	(76)
(754)	Match Group Inc	BNP Paribas	(1,478)
(1,141)	Match Group Inc	Goldman Sachs	(2,236)
(269)	McCormick & Co Inc	Bank of America Merrill Lynch	1,622
(400)	McCormick & Co Inc	Barclays Bank	1,160
(1,251)	McCormick & Co Inc	BNP Paribas	7,544
(221)	McCormick & Co Inc	Goldman Sachs	1,333
(649)	McCormick & Co Inc	HSBC	2,252
160	McDonald's Corp	Bank of America Merrill Lynch	(1,885)
318	McDonald's Corp	Barclays Bank	(1,663)
215	McDonald's Corp	BNP Paribas	(2,533)
101	McDonald's Corp	Citibank	(528)
339	McDonald's Corp	Goldman Sachs	(3,993)
127	McKesson Corp	Barclays Bank	(1,504)
75	McKesson Corp	BNP Paribas	(492)
86	McKesson Corp	Citibank	(1,018)
30	McKesson Corp	Goldman Sachs	(197)
(1,669)	Medtronic Plc	Barclays Bank	1,306
(187)	Medtronic Plc	BNP Paribas	1,333
(614)	Medtronic Plc	Citibank	4,494
(265)	Medtronic Plc	Goldman Sachs	1,889
(14)	MercadoLibre Inc	Barclays Bank	1,383
(10)	MercadoLibre Inc	BNP Paribas	560
(35)	MercadoLibre Inc	Goldman Sachs	1,959
158	Meta Platforms Inc 'A'	HSBC	4,574
54	MetLife Inc	Bank of America Merrill Lynch	(9)
3,017	MetLife Inc	Barclays Bank	(6,185)
1,881	MetLife Inc	Goldman Sachs	(301)
618	MetLife Inc	HSBC	(2,083)
202	MetLife Inc	JP Morgan	(681)
84	Mettler-Toledo International Inc	Bank of America Merrill Lynch	(7,064)
86	Mettler-Toledo International Inc	Barclays Bank	(7,316)
72	Mettler-Toledo International Inc	BNP Paribas	(6,054)
24	Mettler-Toledo International Inc	Citibank	(2,323)
120	Mettler-Toledo International Inc	Goldman Sachs	(10,091)
26	Mettler-Toledo International Inc	HSBC	(2,392)
371	MGM Resorts International	Bank of America Merrill Lynch	(1,302)
1,998	MGM Resorts International	Barclays Bank	(6,294)
364	MGM Resorts International	BNP Paribas	(1,278)
236	MGM Resorts International	Citibank	(235)
1,358	MGM Resorts International	Goldman Sachs	(4,767)
623	Microchip Technology Inc	Bank of America Merrill Lynch	486
1,812	Microchip Technology Inc	Barclays Bank	(4,732)
1,339	Microchip Technology Inc	BNP Paribas	1,044
525	Microchip Technology Inc	Citibank	(1,591)
902	Microchip Technology Inc	Goldman Sachs	704
832	Microchip Technology Inc	HSBC	1,572
401	Microchip Technology Inc	JP Morgan	758
(261)	Micron Technology Inc	Barclays Bank	(634)
(477)	Micron Technology Inc	BNP Paribas	(1,918)

保有高	銘柄	取引相手	未実現純利益/損 (米ドル)
	米国(続き)		
(721)	Micron Technology Inc	Citibank	(1,752)
(274)	Micron Technology Inc	HSBC	(2,134)
86	Microsoft Corp	Barclays Bank	308
425	Microsoft Corp	BNP Paribas	10,769
46	Microsoft Corp	Citibank	408
55	Microsoft Corp	Goldman Sachs	1,394
973	Microsoft Corp	JP Morgan	25,444
(130)	Moderna Inc	Barclays Bank	(202)
(265)	Moderna Inc	BNP Paribas	522
(606)	Moderna Inc	Citibank	(634)
(466)	Moderna Inc	Goldman Sachs	918
54	Molina Healthcare Inc	Bank of America Merrill Lynch	(1,221)
1,621	Molson Coors Beverage Co 'B'	HSBC	(5,122)
(421)	Mondelez International Inc 'A'	Barclays Bank	(138)
(133)	MongoDB Inc	Bank of America Merrill Lynch	(2,796)
(58)	MongoDB Inc	Barclays Bank	(806)
(70)	MongoDB Inc	Goldman Sachs	(1,471)
(65)	MongoDB Inc	HSBC	(3,267)
159	Monolithic Power Systems Inc	Barclays Bank	10,112
9	Monolithic Power Systems Inc	Citibank	572
616	Monster Beverage Corp	Bank of America Merrill Lynch	(1,109)
636	Monster Beverage Corp	Barclays Bank	(432)
346	Monster Beverage Corp	Goldman Sachs	(623)
814	Monster Beverage Corp	HSBC	(912)
374	Monster Beverage Corp	JP Morgan	(419)
70	Moody's Corp	Bank of America Merrill Lynch	88
49	Moody's Corp	Barclays Bank	(443)
92	Moody's Corp	BNP Paribas	70
99	Moody's Corp	Citibank	(630)
195	Moody's Corp	Goldman Sachs	244
329	Moody's Corp	HSBC	2,102
99	Moody's Corp	JP Morgan	633
417	Morgan Stanley	Bank of America Merrill Lynch	(163)
40	Morgan Stanley	Barclays Bank	12
45	Morgan Stanley	HSBC	(84)
(675)	Mosaic Co	Barclays Bank	2,329
(544)	Mosaic Co	Citibank	1,877
(348)	Mosaic Co	Goldman Sachs	1,416
(232)	Mosaic Co	JP Morgan	1,227
(39)	Motorola Solutions Inc	Bank of America Merrill Lynch	280
(248)	Motorola Solutions Inc	Barclays Bank	1,720
(349)	Motorola Solutions Inc	BNP Paribas	2,502
(272)	Motorola Solutions Inc	Citibank	1,082
(543)	Motorola Solutions Inc	Goldman Sachs	3,893
(216)	Motorola Solutions Inc	JP Morgan	41
29	MSCI Inc	Bank of America Merrill Lynch	176
126	MSCI Inc	Barclays Bank	(352)
40	MSCI Inc	BNP Paribas	243
5	MSCI Inc	Citibank	(14)
47	MSCI Inc	Goldman Sachs	285
73	MSCI Inc	HSBC	(237)
(1,958)	Nasdaq Inc	Barclays Bank	1,860
(1,482)	Nasdaq Inc	BNP Paribas	978
(399)	Nasdaq Inc	Citibank	379
(1,355)	Nasdaq Inc	Goldman Sachs	894

保有高	銘柄	取引相手	未実現純利益/損 (米ドル)	保有高	銘柄	取引相手	未実現純利益/損 (米ドル)
	米国(続き)				米国(続き)		
(280)	Nasdaq Inc	HSBC	115	110	Nucor Corp	Bank of America Merrill Lynch	(1,141)
190	NetApp Inc	Bank of America Merrill Lynch	581	624	Nucor Corp	Barclays Bank	(5,466)
1,073	NetApp Inc	Barclays Bank	730	271	Nucor Corp	BNP Paribas	(2,810)
5,044	NetApp Inc	BNP Paribas	15,435	272	Nucor Corp	Goldman Sachs	(2,821)
738	NetApp Inc	Goldman Sachs	2,258	147	Nucor Corp	HSBC	(1,692)
233	NetApp Inc	JP Morgan	888	94	NVIDIA Corp	Bank of America Merrill Lynch	10,091
(46)	Netflix Inc	Bank of America Merrill Lynch	(2,682)	223	NVIDIA Corp	Barclays Bank	16,122
(57)	Netflix Inc	BNP Paribas	(3,324)	60	NVIDIA Corp	Citibank	5,107
103	Neurocrine Biosciences Inc	Bank of America Merrill Lynch	(761)	185	NVIDIA Corp	Goldman Sachs	19,860
150	Neurocrine Biosciences Inc	Barclays Bank	(411)	41	NVIDIA Corp	JP Morgan	4,320
210	Neurocrine Biosciences Inc	Citibank	(575)	8	NVR Inc	Bank of America Merrill Lynch	(2,444)
135	Neurocrine Biosciences Inc	Goldman Sachs	(998)	27	NVR Inc	Barclays Bank	(2,519)
315	Neurocrine Biosciences Inc	HSBC	(2,249)	47	NVR Inc	BNP Paribas	(14,359)
136	Neurocrine Biosciences Inc	JP Morgan	(971)	41	NVR Inc	Goldman Sachs	(12,526)
(2,109)	Newell Brands Inc	Bank of America Merrill Lynch	1,708	9	NVR Inc	HSBC	(2,341)
(2,235)	Newell Brands Inc	Barclays Bank	1,028	12	NVR Inc	JP Morgan	(3,122)
(4,441)	Newell Brands Inc	BNP Paribas	3,597	56	NXP Semiconductors NV	Bank of America Merrill Lynch	729
(4,800)	Newell Brands Inc	Goldman Sachs	3,888	416	NXP Semiconductors NV	Barclays Bank	1,489
(1,346)	Newell Brands Inc	HSBC	2,248	123	NXP Semiconductors NV	BNP Paribas	1,601
(233)	Newmont Corp	Bank of America Merrill Lynch	1,622	185	NXP Semiconductors NV	Citibank	380
(580)	Newmont Corp	Barclays Bank	1,133	281	NXP Semiconductors NV	Goldman Sachs	3,659
(473)	Newmont Corp	Citibank	256	278	NXP Semiconductors NV	HSBC	3,586
(228)	Newmont Corp	Goldman Sachs	1,587	132	NXP Semiconductors NV	JP Morgan	1,703
(1,333)	Newmont Corp	HSBC	10,877	(171)	Occidental Petroleum Corp	Barclays Bank	192
870	News Corp 'A'	Barclays Bank	83	(671)	Occidental Petroleum Corp	HSBC	698
2,117	News Corp 'A'	Goldman Sachs	(307)	(461)	Okta Inc	Barclays Bank	(559)
50	News Corp 'A'	HSBC	74	(1,059)	Okta Inc	BNP Paribas	(13,153)
(346)	NextEra Energy Inc	Bank of America Merrill Lynch	1,851	(926)	Okta Inc	Goldman Sachs	(11,501)
(2,920)	NextEra Energy Inc	Barclays Bank	5,523	86	Old Dominion Freight Line Inc	BNP Paribas	166
(1,950)	NextEra Energy Inc	BNP Paribas	10,432	319	Old Dominion Freight Line Inc	Goldman Sachs	616
(291)	NextEra Energy Inc	Citibank	695	406	Old Dominion Freight Line Inc	HSBC	(1,311)
(1,203)	NextEra Energy Inc	Goldman Sachs	6,436	441	Omnicom Group Inc	Citibank	(1,169)
(310)	NextEra Energy Inc	HSBC	1,200	1,086	Omnicom Group Inc	HSBC	(1,987)
73	NIKE Inc 'B'	Bank of America Merrill Lynch	(1,026)	387	Omnicom Group Inc	JP Morgan	(708)
739	NIKE Inc 'B'	BNP Paribas	(10,390)	(128)	ON Semiconductor Corp	Barclays Bank	193
579	NIKE Inc 'B'	Goldman Sachs	(8,141)	(1,332)	ONEOK Inc	Barclays Bank	2,145
512	NIKE Inc 'B'	HSBC	(10,808)	118	Oracle Corp	Bank of America Merrill Lynch	923
680	Nordson Corp	Bank of America Merrill Lynch	1,095	378	Oracle Corp	Barclays Bank	1,567
470	Nordson Corp	Barclays Bank	635	479	Oracle Corp	BNP Paribas	3,746
247	Nordson Corp	BNP Paribas	398	796	Oracle Corp	Citibank	2,731
1,094	Nordson Corp	Goldman Sachs	1,761	747	Oracle Corp	Goldman Sachs	5,842
50	Norfolk Southern Corp	Barclays Bank	(519)	47	O'Reilly Automotive Inc	Bank of America Merrill Lynch	(2,581)
118	Norfolk Southern Corp	HSBC	93	94	O'Reilly Automotive Inc	Barclays Bank	(3,549)
(282)	Northern Trust Corp	Bank of America Merrill Lynch	(321)	215	O'Reilly Automotive Inc	BNP Paribas	(11,806)
(1,001)	Northern Trust Corp	Barclays Bank	1,051	155	O'Reilly Automotive Inc	Goldman Sachs	(8,511)
(660)	Northern Trust Corp	BNP Paribas	(752)	52	O'Reilly Automotive Inc	HSBC	(2,926)
(293)	Northern Trust Corp	Citibank	328	14	O'Reilly Automotive Inc	JP Morgan	(788)
(265)	Northern Trust Corp	Goldman Sachs	(302)	1,090	Otis Worldwide Corp	Barclays Bank	(4,567)
(67)	Novocure Ltd	Barclays Bank	506	3,327	Otis Worldwide Corp	BNP Paribas	(15,371)
(354)	Novocure Ltd	BNP Paribas	1,604	284	Otis Worldwide Corp	Citibank	(843)
(170)	Novocure Ltd	Citibank	1,284	839	Otis Worldwide Corp	Goldman Sachs	(3,876)
(310)	Novocure Ltd	Goldman Sachs	1,404	318	Otis Worldwide Corp	HSBC	(1,867)
(158)	Novocure Ltd	HSBC	(618)	769	Ovintiv Inc	Bank of America Merrill Lynch	(492)
(7,112)	NRG Energy Inc	Barclays Bank	3,980	831	Ovintiv Inc	Barclays Bank	(1,994)
(1,935)	NRG Energy Inc	Citibank	1,219	959	Ovintiv Inc	BNP Paribas	(614)

保有高	銘柄	取引相手	未実現純利益/損 (米ドル)	保有高	銘柄	取引相手	未実現純利益/損 (米ドル)
	米国(続き)				米国(続き)		
1,080	Ovintiv Inc	HSBC	(2,344)	(448)	Pfizer Inc	Barclays Bank	699
546	Ovintiv Inc	JP Morgan	(1,185)	(154)	Pfizer Inc	BNP Paribas	(5)
962	Owens Corning	Barclays Bank	(1,991)	(475)	Pfizer Inc	Goldman Sachs	(14)
248	Owens Corning	BNP Paribas	82	(685)	Pfizer Inc	HSBC	1,014
216	Owens Corning	Citibank	(447)	(139)	PG&E Corp	Bank of America Merrill Lynch	42
572	Owens Corning	Goldman Sachs	189	(3,137)	PG&E Corp	BNP Paribas	941
363	Owens Corning	HSBC	603	(678)	PG&E Corp	Citibank	(176)
(383)	PACCAR Inc	Bank of America Merrill Lynch	1,084	(3,207)	PG&E Corp	Goldman Sachs	962
(442)	PACCAR Inc	BNP Paribas	1,251	(199)	Phillips 66	Bank of America Merrill Lynch	466
(669)	PACCAR Inc	Goldman Sachs	1,893	(811)	Phillips 66	Barclays Bank	2,984
(395)	Packaging Corp of America	Barclays Bank	1,813	(116)	Phillips 66	BNP Paribas	271
(483)	Packaging Corp of America	BNP Paribas	2,879	(254)	Phillips 66	Citibank	935
(486)	Packaging Corp of America	Citibank	2,231	491	Pinterest Inc 'A'	Barclays Bank	322
(7,910)	Palantir Technologies Inc 'A'	Barclays Bank	(19,380)	1,492	Pinterest Inc 'A'	BNP Paribas	2,783
(5,611)	Palantir Technologies Inc 'A'	Citibank	(13,747)	1,339	Pinterest Inc 'A'	Citibank	26
208	Palo Alto Networks Inc	Barclays Bank	4,738	427	Pinterest Inc 'A'	Goldman Sachs	796
303	Palo Alto Networks Inc	BNP Paribas	6,633	1,272	Pinterest Inc 'A'	JP Morgan	2,957
63	Palo Alto Networks Inc	Citibank	151	(112)	Pioneer Natural Resources Co	Barclays Bank	1,074
160	Palo Alto Networks Inc	Goldman Sachs	3,502	(117)	Pioneer Natural Resources Co	BNP Paribas	624
209	Palo Alto Networks Inc	JP Morgan	4,884	(14,390)	Plug Power Inc	Barclays Bank	3,604
(552)	Paramount Global 'B'	Bank of America Merrill Lynch	108	(12,620)	Plug Power Inc	BNP Paribas	(9,213)
(2,576)	Paramount Global 'B'	Barclays Bank	(1,610)	(6,831)	Plug Power Inc	Goldman Sachs	(4,987)
(3,776)	Paramount Global 'B'	BNP Paribas	736	(372)	Plug Power Inc	HSBC	264
(2,451)	Paramount Global 'B'	HSBC	3,370	(80)	PNC Financial Services Group Inc	Bank of America Merrill Lynch	(263)
165	Parker-Hannifin Corp	BNP Paribas	(289)	(488)	PNC Financial Services Group Inc	Barclays Bank	1,260
234	Paychex Inc	Bank of America Merrill Lynch	(531)	(1,908)	PNC Financial Services Group Inc	BNP Paribas	(6,277)
1,970	Paychex Inc	Barclays Bank	(8,057)	(620)	PNC Financial Services Group Inc	Citibank	1,734
206	Paychex Inc	BNP Paribas	(468)	(798)	PNC Financial Services Group Inc	Goldman Sachs	(2,625)
133	Paychex Inc	Citibank	(544)	(924)	PNC Financial Services Group Inc	HSBC	28
848	Paychex Inc	Goldman Sachs	(1,925)	(97)	Pool Corp	Bank of America Merrill Lynch	1,955
92	Paychex Inc	HSBC	(40)	(287)	Pool Corp	Barclays Bank	4,691
111	Paycom Software Inc	Barclays Bank	(1,036)	(150)	Pool Corp	BNP Paribas	3,022
31	Paycom Software Inc	Citibank	(289)	(129)	Pool Corp	Citibank	2,669
(312)	Paylocity Holding Corp	BNP Paribas	(883)	(70)	Pool Corp	Goldman Sachs	1,411
(53)	Paylocity Holding Corp	Citibank	95	(163)	Pool Corp	HSBC	5,081
(49)	Paylocity Holding Corp	Goldman Sachs	(139)	(270)	PPG Industries Inc	Bank of America Merrill Lynch	2,346
(213)	Paylocity Holding Corp	HSBC	275	(443)	PPG Industries Inc	Barclays Bank	3,004
(48)	Paylocity Holding Corp	JP Morgan	62	(75)	PPG Industries Inc	Citibank	134
557	PayPal Holdings Inc	Barclays Bank	(123)	(122)	PPG Industries Inc	Goldman Sachs	1,060
150	PayPal Holdings Inc	HSBC	(1,907)	50	Procter & Gamble Co	Bank of America Merrill Lynch	(698)
215	PayPal Holdings Inc	JP Morgan	(2,733)	848	Procter & Gamble Co	Barclays Bank	(5,498)
1	Pebblebrook Hotel Trust (REIT)	BNP Paribas	-	2,179	Procter & Gamble Co	BNP Paribas	(30,419)
(1,134)	Pentair Plc	Bank of America Merrill Lynch	3,402	60	Procter & Gamble Co	Citibank	(427)
(2,295)	Pentair Plc	Barclays Bank	7,023	1,594	Procter & Gamble Co	Goldman Sachs	(22,252)
(1,338)	Pentair Plc	BNP Paribas	4,014	(172)	Progressive Corp	Bank of America Merrill Lynch	717
(187)	Pentair Plc	Citibank	572	(1,004)	Progressive Corp	Barclays Bank	5,992
(244)	Pentair Plc	Goldman Sachs	732	(2,318)	Progressive Corp	BNP Paribas	9,666
(457)	Pentair Plc	HSBC	1,115	(330)	Progressive Corp	Citibank	2,574
(189)	Pentair Plc	JP Morgan	461	(779)	Progressive Corp	Goldman Sachs	3,248
1,085	PepsiCo Inc	Bank of America Merrill Lynch	(13,096)	(763)	Progressive Corp	HSBC	4,776
2,276	PepsiCo Inc	Barclays Bank	(6,582)	(179)	PTC Inc	Barclays Bank	291
84	PepsiCo Inc	BNP Paribas	(1,014)	(88)	PTC Inc	BNP Paribas	(205)
329	PepsiCo Inc	Citibank	(1,461)	(423)	Public Service Enterprise Group Inc	Bank of America Merrill Lynch	1,349
454	PepsiCo Inc	Goldman Sachs	(5,480)	(1,167)	Public Service Enterprise Group Inc	Barclays Bank	3,349
81	PepsiCo Inc	HSBC	(903)	(422)	Public Service Enterprise Group Inc	BNP Paribas	1,346

保有高	銘柄	取引相手	未実現純利益/損 (米ドル)
	米国(続き)		
(976)	Public Service Enterprise Group Inc	HSBC	4,031
981	PulteGroup Inc	Bank of America Merrill Lynch	(2,158)
937	PulteGroup Inc	Barclays Bank	(796)
1,588	PulteGroup Inc	BNP Paribas	(3,494)
674	PulteGroup Inc	Citibank	(180)
691	Qorvo Inc	Barclays Bank	1,781
243	Qorvo Inc	Citibank	(443)
265	Qorvo Inc	Goldman Sachs	1,379
97	QUALCOMM Inc	Bank of America Merrill Lynch	700
89	QUALCOMM Inc	Barclays Bank	732
1,146	QUALCOMM Inc	BNP Paribas	8,274
358	QUALCOMM Inc	Goldman Sachs	2,585
230	QUALCOMM Inc	HSBC	1,194
197	QUALCOMM Inc	JP Morgan	1,022
(261)	Quanta Services Inc	Bank of America Merrill Lynch	(1,305)
(99)	Quanta Services Inc	Barclays Bank	(873)
(193)	Quanta Services Inc	BNP Paribas	(965)
98	Quest Diagnostics Inc	BNP Paribas	77
955	Quest Diagnostics Inc	Goldman Sachs	754
(234)	Raymond James Financial Inc	Bank of America Merrill Lynch	(1,252)
(606)	Raymond James Financial Inc	Barclays Bank	(812)
(320)	Raymond James Financial Inc	BNP Paribas	(1,712)
(119)	Raymond James Financial Inc	Goldman Sachs	(637)
(27)	Regeneron Pharmaceuticals Inc	Bank of America Merrill Lynch	516
(40)	Regeneron Pharmaceuticals Inc	BNP Paribas	764
(37)	Regeneron Pharmaceuticals Inc	Citibank	727
(39)	Regeneron Pharmaceuticals Inc	Goldman Sachs	745
(54)	Regeneron Pharmaceuticals Inc	HSBC	1,095
(1,491)	Regions Financial Corp	Barclays Bank	149
203	Reliance Steel & Aluminum Co	Barclays Bank	(2,513)
1,620	Reliance Steel & Aluminum Co	BNP Paribas	(13,932)
(75)	Repligen Corp	Bank of America Merrill Lynch	(1,274)
(211)	Repligen Corp	Barclays Bank	(426)
(367)	Repligen Corp	BNP Paribas	(6,232)
(306)	Repligen Corp	Goldman Sachs	(5,196)
(315)	Republic Services Inc	Bank of America Merrill Lynch	1,811
(953)	Republic Services Inc	Barclays Bank	1,439
(1,286)	Republic Services Inc	BNP Paribas	7,394
(84)	Republic Services Inc	Citibank	(83)
(2,430)	Republic Services Inc	Goldman Sachs	13,972
(88)	Republic Services Inc	HSBC	333
124	ResMed Inc	Goldman Sachs	(2,961)
77	ResMed Inc	JP Morgan	(1,855)
(120)	Revvity Inc	Bank of America Merrill Lynch	13
(2,001)	Revvity Inc	Barclays Bank	10,225
(1,717)	Revvity Inc	BNP Paribas	189
(165)	Revvity Inc	HSBC	2,124
(2,120)	Rivian Automotive Inc 'A'	Bank of America Merrill Lynch	(1,773)
(3,848)	Rivian Automotive Inc 'A'	BNP Paribas	(4,925)
(1,937)	Rivian Automotive Inc 'A'	Citibank	(949)
(2,005)	Rivian Automotive Inc 'A'	Goldman Sachs	(2,566)
(131)	Robert Half International Inc	Barclays Bank	367
(129)	Robert Half International Inc	Citibank	361
(221)	ROBLOX Corp 'A'	BNP Paribas	(309)
(363)	ROBLOX Corp 'A'	Goldman Sachs	(508)

保有高	銘柄	取引相手	未実現純利益/損 (米ドル)
	米国(続き)		
37	Rockwell Automation Inc	Barclays Bank	(36)
87	Rockwell Automation Inc	Goldman Sachs	639
64	Rockwell Automation Inc	JP Morgan	238
189	Roku Inc	Goldman Sachs	620
298	Roku Inc	HSBC	558
2,829	Rollins Inc	Bank of America Merrill Lynch	(9,435)
543	Rollins Inc	Barclays Bank	(920)
389	Rollins Inc	BNP Paribas	(1,297)
990	Rollins Inc	Citibank	(1,678)
1,200	Rollins Inc	Goldman Sachs	(4,002)
239	Rollins Inc	HSBC	(639)
(79)	Roper Technologies Inc	Bank of America Merrill Lynch	778
(104)	Roper Technologies Inc	Barclays Bank	74
(339)	Roper Technologies Inc	BNP Paribas	3,339
(298)	Roper Technologies Inc	Citibank	618
(143)	Roper Technologies Inc	Goldman Sachs	1,409
(343)	Roper Technologies Inc	HSBC	2,133
(652)	Ross Stores Inc	Barclays Bank	1,408
(269)	Ross Stores Inc	BNP Paribas	519
(45)	Ross Stores Inc	HSBC	107
(562)	Royalty Pharma Plc 'A'	Barclays Bank	410
(454)	Royalty Pharma Plc 'A'	BNP Paribas	763
(2,529)	Royalty Pharma Plc 'A'	Goldman Sachs	4,249
(2,182)	RPM International Inc	Barclays Bank	44
(412)	RPM International Inc	BNP Paribas	416
(758)	RPM International Inc	Goldman Sachs	766
(245)	RPM International Inc	HSBC	196
38	S&P Global Inc	Citibank	(399)
36	S&P Global Inc	JP Morgan	240
(596)	Salesforce Inc	Barclays Bank	(4,905)
(957)	Salesforce Inc	BNP Paribas	(16,317)
(37)	Salesforce Inc	HSBC	(832)
(1,269)	Schlumberger NV	Barclays Bank	2,757
(1,008)	Schlumberger NV	Citibank	2,642
(1,559)	Sea Ltd ADR	Barclays Bank	6,562
(2,607)	Sea Ltd ADR	BNP Paribas	78,419
(15)	Sea Ltd ADR	Goldman Sachs	373
(536)	Seagate Technology Holdings Plc	Barclays Bank	2,080
(575)	Seagate Technology Holdings Plc	BNP Paribas	1,144
(398)	Seagate Technology Holdings Plc	Citibank	575
(236)	Seagate Technology Holdings Plc	Goldman Sachs	470
(916)	Sealed Air Corp	Bank of America Merrill Lynch	4,030
(695)	Sealed Air Corp	BNP Paribas	3,058
(249)	Sealed Air Corp	Citibank	309
(633)	Sealed Air Corp	Goldman Sachs	2,785
(426)	Sealed Air Corp	HSBC	2,126
242	SEI Investments Co	Bank of America Merrill Lynch	(407)
405	SEI Investments Co	Barclays Bank	(421)
174	SEI Investments Co	Goldman Sachs	(292)
377	SEI Investments Co	HSBC	(780)
(66)	Sempra Energy	Barclays Bank	182
(151)	Sempra Energy	BNP Paribas	1,089
(1,113)	Sensata Technologies Holding Plc	Barclays Bank	(106)
(475)	Sensata Technologies Holding Plc	Goldman Sachs	(406)
85	ServiceNow Inc	Bank of America Merrill Lynch	6,987

保有高	銘柄	取引相手	未実現純利益/損 (米ドル)
	米国(続き)		
644	ServiceNow Inc	Barclays Bank	21,864
13	ServiceNow Inc	Goldman Sachs	1,069
66	ServiceNow Inc	HSBC	7,019
(476)	Sherwin-Williams Co	Barclays Bank	2,099
(199)	Sherwin-Williams Co	BNP Paribas	74
(183)	Sherwin-Williams Co	Goldman Sachs	68
(301)	Sherwin-Williams Co	HSBC	1,415
(71)	Sherwin-Williams Co	JP Morgan	334
13,448	Sirius XM Holdings Inc	Barclays Bank	672
(75)	Skyworks Solutions Inc	Goldman Sachs	(361)
(237)	Skyworks Solutions Inc	HSBC	223
(552)	Snap Inc 'A'	Bank of America Merrill Lynch	(707)
(4,502)	Snap Inc 'A'	Barclays Bank	(286)
(1,879)	Snap Inc 'A'	BNP Paribas	(2,405)
(844)	Snap Inc 'A'	Goldman Sachs	(1,080)
203	Snap-on Inc	Bank of America Merrill Lynch	(983)
419	Snap-on Inc	Barclays Bank	(3,507)
403	Snap-on Inc	BNP Paribas	(1,951)
60	Snap-on Inc	Citibank	(502)
165	Snap-on Inc	Goldman Sachs	(799)
192	Snap-on Inc	HSBC	(1,332)
44	Snap-on Inc	JP Morgan	(305)
(411)	Snowflake Inc 'A'	Barclays Bank	2,085
(508)	Snowflake Inc 'A'	BNP Paribas	3,327
(114)	Snowflake Inc 'A'	Citibank	(782)
(133)	Snowflake Inc 'A'	Goldman Sachs	871
(160)	Snowflake Inc 'A'	HSBC	(813)
(56)	SolarEdge Technologies Inc	Barclays Bank	625
(462)	SolarEdge Technologies Inc	BNP Paribas	9,060
(82)	SolarEdge Technologies Inc	Citibank	674
(178)	SolarEdge Technologies Inc	Goldman Sachs	3,491
(93)	SolarEdge Technologies Inc	HSBC	369
(66)	SolarEdge Technologies Inc	JP Morgan	262
(709)	Southwest Airlines Co	Bank of America Merrill Lynch	(603)
(2,363)	Southwest Airlines Co	Barclays Bank	(1,164)
(2,143)	Southwest Airlines Co	BNP Paribas	(1,822)
(3,029)	Southwest Airlines Co	Citibank	(1,927)
(1,751)	Southwest Airlines Co	Goldman Sachs	(1,488)
(38,622)	Spectrum Brands Holdings Inc	JP Morgan	43,257
1,192	Splunk Inc	Barclays Bank	426
1,105	Splunk Inc	BNP Paribas	11,370
279	Splunk Inc	Citibank	47
237	Splunk Inc	Goldman Sachs	2,439
486	Splunk Inc	HSBC	6,435
174	SS&C Technologies Holdings Inc	HSBC	(284)
(286)	Stanley Black & Decker Inc	Bank of America Merrill Lynch	666
(2,055)	Stanley Black & Decker Inc	Barclays Bank	10,254
(1,021)	Stanley Black & Decker Inc	BNP Paribas	2,379
(119)	Stanley Black & Decker Inc	Citibank	594
(662)	Stanley Black & Decker Inc	Goldman Sachs	1,542
(189)	Stanley Black & Decker Inc	HSBC	1,408
1,439	Starbucks Corp	Barclays Bank	(8,073)
974	Starbucks Corp	BNP Paribas	(9,107)
1,838	Starbucks Corp	Citibank	(6,928)
529	Starbucks Corp	Goldman Sachs	(4,946)

保有高	銘柄	取引相手	未実現純利益/損 (米ドル)
	米国(続き)		
431	Starbucks Corp	HSBC	(4,258)
205	Starbucks Corp	JP Morgan	(2,025)
522	State Street Corp	Bank of America Merrill Lynch	251
668	State Street Corp	Barclays Bank	(13)
46	State Street Corp	Goldman Sachs	22
316	State Street Corp	HSBC	(186)
193	Steel Dynamics Inc	Barclays Bank	(368)
2,203	Steel Dynamics Inc	BNP Paribas	(15,179)
(285)	STERIS Plc	Barclays Bank	2,579
(313)	STERIS Plc	BNP Paribas	4,056
(416)	STERIS Plc	Goldman Sachs	5,391
(188)	STERIS Plc	HSBC	(1,671)
83	Stryker Corp	Bank of America Merrill Lynch	(1,576)
210	Stryker Corp	Citibank	(3,410)
207	Stryker Corp	Goldman Sachs	(3,931)
16	Stryker Corp	JP Morgan	(293)
654	Synchrony Financial	Bank of America Merrill Lynch	2,040
273	Synchrony Financial	Barclays Bank	202
529	Synchrony Financial	BNP Paribas	1,650
977	Synchrony Financial	Citibank	723
232	Synchrony Financial	Goldman Sachs	724
442	Synchrony Financial	HSBC	1,631
136	Synchrony Financial	JP Morgan	502
193	Synopsys Inc	Bank of America Merrill Lynch	16,787
219	Synopsys Inc	Barclays Bank	11,691
1,228	Synopsys Inc	Citibank	71,936
64	Synopsys Inc	Goldman Sachs	5,567
89	Synopsys Inc	HSBC	7,878
(772)	Sysco Corp	Barclays Bank	1,389
(873)	Sysco Corp	BNP Paribas	4,077
(834)	Sysco Corp	Citibank	875
(954)	Sysco Corp	Goldman Sachs	4,455
(762)	Sysco Corp	HSBC	4,801
(159)	Sysco Corp	JP Morgan	1,002
(121)	T Rowe Price Group Inc	Barclays Bank	(496)
(146)	Take-Two Interactive Software Inc	Bank of America Merrill Lynch	(1,851)
(2,446)	Take-Two Interactive Software Inc	Barclays Bank	(703)
(763)	Take-Two Interactive Software Inc	BNP Paribas	(9,675)
(582)	Take-Two Interactive Software Inc	Citibank	(410)
(934)	Take-Two Interactive Software Inc	Goldman Sachs	(11,843)
(184)	Take-Two Interactive Software Inc	HSBC	(2,219)
(650)	Targa Resources Corp	Bank of America Merrill Lynch	1,937
(1,726)	Targa Resources Corp	Barclays Bank	5,049
(1,537)	Targa Resources Corp	BNP Paribas	4,580
(1,183)	Targa Resources Corp	Goldman Sachs	3,525
(152)	Targa Resources Corp	HSBC	524
(74)	Target Corp	Bank of America Merrill Lynch	1,974
(530)	Target Corp	Barclays Bank	6,955
(127)	Target Corp	Citibank	2,289
(501)	Target Corp	Goldman Sachs	13,367
(545)	TE Connectivity Ltd	Barclays Bank	1,150
(286)	TE Connectivity Ltd	BNP Paribas	(146)
(1,001)	TE Connectivity Ltd	Citibank	2,112
(167)	TE Connectivity Ltd	Goldman Sachs	(85)
(89)	TE Connectivity Ltd	HSBC	(114)

保有高	銘柄	取引相手	未実現純評価益/(損) (米ドル)
	米国(続き)		
(119)	Teledyne Technologies Inc	Bank of America Merrill Lynch	2,752
(629)	Teledyne Technologies Inc	Barclays Bank	18,474
(449)	Teledyne Technologies Inc	BNP Paribas	10,385
(30)	Teledyne Technologies Inc	Citibank	881
(273)	Teledyne Technologies Inc	Goldman Sachs	6,314
(92)	Teledyne Technologies Inc	HSBC	2,016
(206)	Teleflex Inc	Bank of America Merrill Lynch	3,383
(421)	Teleflex Inc	Barclays Bank	5,662
(66)	Teleflex Inc	BNP Paribas	1,084
(254)	Teleflex Inc	Goldman Sachs	4,171
(150)	Teleflex Inc	HSBC	4,093
(95)	Teleflex Inc	JP Morgan	2,593
156	Teradyne Inc	Barclays Bank	593
222	Teradyne Inc	Citibank	258
(356)	Tesla Inc	Bank of America Merrill Lynch	(11,997)
(326)	Tesla Inc	BNP Paribas	(10,986)
(203)	Tesla Inc	Citibank	(2,270)
(163)	Tesla Inc	Goldman Sachs	(5,493)
(86)	Tesla Inc	HSBC	(2,430)
81	Texas Instruments Inc	Bank of America Merrill Lynch	756
481	Texas Instruments Inc	Barclays Bank	1,794
214	Texas Instruments Inc	BNP Paribas	1,997
167	Texas Instruments Inc	Citibank	623
562	Texas Instruments Inc	Goldman Sachs	5,243
57	Texas Instruments Inc	JP Morgan	591
(57)	Thermo Fisher Scientific Inc	Bank of America Merrill Lynch	1,164
(540)	Thermo Fisher Scientific Inc	Barclays Bank	11,382
(48)	Thermo Fisher Scientific Inc	BNP Paribas	980
(47)	Thermo Fisher Scientific Inc	Citibank	1,211
(76)	Thermo Fisher Scientific Inc	Goldman Sachs	1,552
(56)	Thermo Fisher Scientific Inc	HSBC	2,202
(17)	Thermo Fisher Scientific Inc	JP Morgan	668
135	TJX Cos Inc	Bank of America Merrill Lynch	(424)
760	TJX Cos Inc	Barclays Bank	(1,557)
307	TJX Cos Inc	BNP Paribas	(964)
726	TJX Cos Inc	Citibank	(239)
544	TJX Cos Inc	Goldman Sachs	(1,708)
542	TJX Cos Inc	HSBC	(1,220)
134	TJX Cos Inc	JP Morgan	(302)
(267)	T-Mobile US Inc	Bank of America Merrill Lynch	1,866
(393)	T-Mobile US Inc	Barclays Bank	1,560
(1,178)	T-Mobile US Inc	BNP Paribas	8,234
(1,247)	T-Mobile US Inc	Goldman Sachs	8,717
(521)	T-Mobile US Inc	HSBC	3,413
(597)	Toast Inc 'A'	Bank of America Merrill Lynch	(1,319)
(4,444)	Toast Inc 'A'	Barclays Bank	(1,511)
(289)	Toast Inc 'A'	BNP Paribas	(639)
(547)	Toast Inc 'A'	Goldman Sachs	(1,209)
1,013	Toro Co	BNP Paribas	(6,696)
(326)	Tractor Supply Co	Barclays Bank	3,069
(93)	Tractor Supply Co	BNP Paribas	1,861
(101)	Tractor Supply Co	Citibank	201
(58)	Tractor Supply Co	Goldman Sachs	1,161
(165)	Trade Desk Inc 'A'	Bank of America Merrill Lynch	(954)
(463)	Trade Desk Inc 'A'	HSBC	(2,357)

保有高	銘柄	取引相手	未実現純評価益/(損) (米ドル)
	米国(続き)		
(422)	Tradeweb Markets Inc 'A'	Goldman Sachs	2,351
(69)	Trane Technologies Plc	Barclays Bank	166
(213)	Trane Technologies Plc	Citibank	1,056
(145)	TransUnion	Bank of America Merrill Lynch	(508)
(186)	TransUnion	Barclays Bank	7
(1,751)	TransUnion	BNP Paribas	(6,129)
(551)	TransUnion	Goldman Sachs	(1,929)
(218)	TransUnion	HSBC	(1,537)
(288)	Travelers Cos Inc	HSBC	3,168
1,209	Trimble Inc	BNP Paribas	(762)
(359)	Truist Financial Corp	Barclays Bank	(29)
(953)	Truist Financial Corp	BNP Paribas	(2,659)
(709)	Truist Financial Corp	Goldman Sachs	(1,978)
(894)	Truist Financial Corp	HSBC	(1,708)
(208)	Twilio Inc 'A'	Bank of America Merrill Lynch	(4,039)
(223)	Twilio Inc 'A'	Barclays Bank	(2,027)
(1,438)	Twilio Inc 'A'	BNP Paribas	(27,926)
(1,441)	Twilio Inc 'A'	Goldman Sachs	(27,984)
(167)	Twilio Inc 'A'	HSBC	(1,997)
(1)	Tyler Technologies Inc	Bank of America Merrill Lynch	(4)
(693)	Tyler Technologies Inc	Barclays Bank	499
(398)	Tyler Technologies Inc	BNP Paribas	(1,401)
(30)	Tyler Technologies Inc	Citibank	-
(308)	Tyler Technologies Inc	Goldman Sachs	(1,084)
(967)	Tyson Foods Inc 'A'	Bank of America Merrill Lynch	(1,557)
(2,069)	Tyson Foods Inc 'A'	Barclays Bank	881
(894)	Tyson Foods Inc 'A'	BNP Paribas	(1,439)
(5,199)	Tyson Foods Inc 'A'	Citibank	(2,978)
(513)	Uber Technologies Inc	Barclays Bank	(214)
568	UGI Corp	Bank of America Merrill Lynch	(358)
719	UGI Corp	Barclays Bank	(518)
5,093	UGI Corp	BNP Paribas	(3,209)
1,952	UGI Corp	Goldman Sachs	(1,230)
497	UGI Corp	JP Morgan	(1,223)
1,027	U-Haul Holding Co	Barclays Bank	(8,945)
61	U-Haul Holding Co	BNP Paribas	(246)
333	U-Haul Holding Co	Goldman Sachs	(1,345)
8	Ultra Salon Cosmetics & Fragrance Inc	Bank of America Merrill Lynch	(803)
330	Ultra Salon Cosmetics & Fragrance Inc	Barclays Bank	(21,496)
12	Ultra Salon Cosmetics & Fragrance Inc	BNP Paribas	(1,205)
127	Ultra Salon Cosmetics & Fragrance Inc	Goldman Sachs	(12,755)
(304)	Union Pacific Corp	Bank of America Merrill Lynch	2,088
(667)	Union Pacific Corp	Barclays Bank	2,042
(772)	Union Pacific Corp	BNP Paribas	5,304
(815)	Union Pacific Corp	Citibank	2,419
(391)	Union Pacific Corp	Goldman Sachs	2,686
(133)	Union Pacific Corp	HSBC	954
171	United Parcel Service Inc 'B'	Bank of America Merrill Lynch	(233)
74	United Parcel Service Inc 'B'	Barclays Bank	(297)
149	United Parcel Service Inc 'B'	BNP Paribas	(203)
106	United Parcel Service Inc 'B'	Citibank	(426)
1,496	United Parcel Service Inc 'B'	Goldman Sachs	(2,035)
368	United Parcel Service Inc 'B'	HSBC	(2,539)
203	United Parcel Service Inc 'B'	JP Morgan	(1,401)
119	United Rentals Inc	BNP Paribas	176

保有高	銘柄	取引相手	未実現純資産 / (損) (米ドル)
	米国(続き)		
190	United Rentals Inc	HSBC	(471)
(141)	United Therapeutics Corp	BNP Paribas	795
(174)	United Therapeutics Corp	JP Morgan	296
(71)	UnitedHealth Group Inc	Barclays Bank	144
(104)	UnitedHealth Group Inc	Citibank	211
(58)	UnitedHealth Group Inc	Goldman Sachs	480
(25)	UnitedHealth Group Inc	HSBC	351
(2,365)	Unity Software Inc	Barclays Bank	2,152
(1,099)	Unity Software Inc	BNP Paribas	824
(1,048)	Unity Software Inc	Citibank	(1,486)
149	Universal Health Services Inc 'B'	BNP Paribas	(1,287)
(373)	US Bancorp	Bank of America Merrill Lynch	(190)
(1,065)	US Bancorp	Barclays Bank	665
(1,243)	US Bancorp	BNP Paribas	(634)
(338)	US Bancorp	Citibank	116
(1,316)	US Bancorp	Goldman Sachs	(671)
(278)	US Bancorp	HSBC	(117)
(56)	Vail Resorts Inc	BNP Paribas	152
(160)	Vail Resorts Inc	Goldman Sachs	434
(163)	Valero Energy Corp	BNP Paribas	800
(80)	Valero Energy Corp	Goldman Sachs	393
56	Veeva Systems Inc 'A'	Bank of America Merrill Lynch	(637)
703	Veeva Systems Inc 'A'	Barclays Bank	(105)
104	Veeva Systems Inc 'A'	BNP Paribas	(1,182)
144	Veeva Systems Inc 'A'	Citibank	(22)
305	Veeva Systems Inc 'A'	Goldman Sachs	(3,468)
162	Veeva Systems Inc 'A'	HSBC	(1,996)
240	Veeva Systems Inc 'A'	JP Morgan	(2,957)
187	VeriSign Inc	Bank of America Merrill Lynch	(264)
1,591	VeriSign Inc	Barclays Bank	(4,808)
584	VeriSign Inc	BNP Paribas	(823)
174	VeriSign Inc	Citibank	(133)
1,017	VeriSign Inc	Goldman Sachs	(1,434)
176	VeriSign Inc	HSBC	847
132	VeriSign Inc	JP Morgan	635
60	Verisk Analytics Inc	Barclays Bank	(8)
166	Verisk Analytics Inc	BNP Paribas	518
56	Verisk Analytics Inc	HSBC	447
(2,118)	Verizon Communications Inc	Bank of America Merrill Lynch	3,156
(627)	Verizon Communications Inc	Barclays Bank	426
(2,925)	Verizon Communications Inc	BNP Paribas	4,358
(934)	Verizon Communications Inc	Citibank	635
(2,839)	Verizon Communications Inc	Goldman Sachs	4,230
(1,232)	Verizon Communications Inc	HSBC	3,142
104	Vertex Pharmaceuticals Inc	Bank of America Merrill Lynch	(2,548)
444	Vertex Pharmaceuticals Inc	Barclays Bank	(4,297)
657	Vertex Pharmaceuticals Inc	BNP Paribas	(16,097)
171	Vertex Pharmaceuticals Inc	Citibank	(2,522)
110	Vertex Pharmaceuticals Inc	Goldman Sachs	(2,695)
309	Vertex Pharmaceuticals Inc	HSBC	(6,161)
(445)	VF Corp	Bank of America Merrill Lynch	1,940
(2,548)	VF Corp	Barclays Bank	1,569
(907)	VF Corp	BNP Paribas	3,955
(820)	VF Corp	Goldman Sachs	3,575
1,022	Viatis Inc	Barclays Bank	(368)

保有高	銘柄	取引相手	未実現純資産 / (損) (米ドル)
	米国(続き)		
1,071	Visa Inc 'A'	Barclays Bank	(10,444)
126	Visa Inc 'A'	BNP Paribas	(1,952)
73	Visa Inc 'A'	Citibank	(1,019)
210	Visa Inc 'A'	JP Morgan	(3,131)
(466)	Vulcan Materials Co	Barclays Bank	1,118
(81)	Vulcan Materials Co	Citibank	194
(27)	Vulcan Materials Co	HSBC	(55)
(1,079)	W R Berkley Corp	Bank of America Merrill Lynch	2,892
(672)	W R Berkley Corp	Barclays Bank	1,364
(1,104)	W R Berkley Corp	BNP Paribas	2,959
(780)	W R Berkley Corp	Goldman Sachs	2,090
(938)	W R Berkley Corp	HSBC	2,223
(965)	Walgreens Boots Alliance Inc	Barclays Bank	51
(1,133)	Walgreens Boots Alliance Inc	Citibank	888
260	Walmart Inc	Barclays Bank	(384)
231	Walmart Inc	BNP Paribas	(1,545)
184	Walmart Inc	Citibank	(405)
700	Walmart Inc	JP Morgan	(5,271)
(37)	Walt Disney Co	Bank of America Merrill Lynch	195
(300)	Walt Disney Co	Barclays Bank	1,269
(1,715)	Walt Disney Co	BNP Paribas	9,038
(415)	Walt Disney Co	HSBC	6,383
(2,219)	Warner Bros Discovery Inc	Bank of America Merrill Lynch	3,018
(4,083)	Warner Bros Discovery Inc	Barclays Bank	2,899
(5,762)	Warner Bros Discovery Inc	BNP Paribas	7,836
(5,188)	Warner Bros Discovery Inc	Goldman Sachs	7,056
(1,157)	Warner Bros Discovery Inc	JP Morgan	2,326
(87)	Waste Connections Inc	Bank of America Merrill Lynch	567
(1,592)	Waste Connections Inc	Barclays Bank	3,502
(947)	Waste Connections Inc	BNP Paribas	6,174
(207)	Waste Connections Inc	Citibank	455
(729)	Waste Connections Inc	Goldman Sachs	4,753
(220)	Waste Connections Inc	HSBC	1,058
(1,909)	Waste Management Inc	Bank of America Merrill Lynch	12,237
(437)	Waste Management Inc	Barclays Bank	608
(539)	Waste Management Inc	BNP Paribas	3,455
(213)	Waste Management Inc	Citibank	1
(652)	Waste Management Inc	Goldman Sachs	4,179
(603)	Waste Management Inc	HSBC	4,137
33	Waters Corp	Bank of America Merrill Lynch	(751)
740	Waters Corp	Barclays Bank	(12,772)
69	Waters Corp	BNP Paribas	(1,570)
302	Waters Corp	Goldman Sachs	(6,871)
193	Waters Corp	HSBC	(8,868)
(552)	Webster Financial Corp	Bank of America Merrill Lynch	(1,430)
(725)	Webster Financial Corp	Barclays Bank	397
(262)	Webster Financial Corp	BNP Paribas	(679)
(834)	Webster Financial Corp	Citibank	854
(260)	Webster Financial Corp	HSBC	(725)
(1,634)	Wells Fargo & Co	Barclays Bank	1,585
117	West Pharmaceutical Services Inc	Barclays Bank	(2,221)
56	West Pharmaceutical Services Inc	BNP Paribas	(1,301)
61	West Pharmaceutical Services Inc	Goldman Sachs	(1,418)
7	West Pharmaceutical Services Inc	HSBC	(246)
(1,004)	Western Digital Corp	Bank of America Merrill Lynch	(2,159)

保有高	銘柄	取引相手	未実現純利益/損 (米ドル)
	米国(続き)		
(159)	Western Digital Corp	Barclays Bank	(84)
(1,435)	Western Digital Corp	BNP Paribas	(3,085)
(230)	Western Digital Corp	Citibank	(122)
(247)	Western Digital Corp	Goldman Sachs	(531)
(460)	Western Digital Corp	HSBC	(2,171)
723	Westinghouse Air Brake Technologies Corp	Bank of America Merrill Lynch	(4,150)
660	Westinghouse Air Brake Technologies Corp	Barclays Bank	(3,749)
1,703	Westinghouse Air Brake Technologies Corp	BNP Paribas	(9,775)
393	Westinghouse Air Brake Technologies Corp	Goldman Sachs	(2,256)
435	Westinghouse Air Brake Technologies Corp	HSBC	(2,941)
150	Westlake Corp	Bank of America Merrill Lynch	(1,469)
333	Westlake Corp	Barclays Bank	(1,769)
866	Westlake Corp	BNP Paribas	(8,478)
472	Westlake Corp	Citibank	(4,552)
85	Westlake Corp	Goldman Sachs	(832)
88	Westlake Corp	JP Morgan	(1,155)
(1,805)	Westrock Co	HSBC	271
1,084	Whirlpool Corp	Barclays Bank	(2,862)
196	Whirlpool Corp	BNP Paribas	(490)
(2,447)	Williams Cos Inc	Barclays Bank	896
(6,917)	Williams Cos Inc	BNP Paribas	4,289
(344)	Williams Cos Inc	Citibank	90
(3,821)	Williams Cos Inc	Goldman Sachs	2,369
(509)	Williams Cos Inc	HSBC	550
(116)	Willis Towers Watson Plc	BNP Paribas	1,353
(297)	Wix.com Ltd	Barclays Bank	927
(283)	Wolfspeed Inc	Bank of America Merrill Lynch	(1,869)
(1,537)	Wolfspeed Inc	Barclays Bank	(3,435)
(1,005)	Wolfspeed Inc	BNP Paribas	(6,638)
(756)	Wolfspeed Inc	Citibank	(1,690)
(2,887)	Wolfspeed Inc	Goldman Sachs	(19,069)
(293)	Wolfspeed Inc	HSBC	(2,126)
(158)	Wolfspeed Inc	JP Morgan	(1,146)
280	Workday Inc 'A'	Barclays Bank	3,483
397	Workday Inc 'A'	BNP Paribas	9,286
545	Workday Inc 'A'	Goldman Sachs	12,748
236	Workday Inc 'A'	HSBC	6,903
174	WW Grainger Inc	Barclays Bank	(1,853)
23	WW Grainger Inc	BNP Paribas	(472)
19	WW Grainger Inc	Citibank	(127)
25	WW Grainger Inc	Goldman Sachs	(513)
388	WW Grainger Inc	HSBC	(11,004)
12	WW Grainger Inc	JP Morgan	(340)
(671)	Wynn Resorts Ltd	Barclays Bank	7,314
(411)	Wynn Resorts Ltd	BNP Paribas	3,370
(440)	Wynn Resorts Ltd	Goldman Sachs	3,608
(93)	Wynn Resorts Ltd	JP Morgan	1,418
143	Xylem Inc	Bank of America Merrill Lynch	(569)
978	Xylem Inc	Barclays Bank	(2,571)
221	Xylem Inc	BNP Paribas	(880)
343	Xylem Inc	Citibank	(424)
225	Xylem Inc	JP Morgan	(1,435)
3,107	Yum! Brands Inc	Barclays Bank	(23,458)
1,157	Yum! Brands Inc	BNP Paribas	(12,056)
1,404	Yum! Brands Inc	Citibank	(9,007)

保有高	銘柄	取引相手	未実現純利益/損 (米ドル)
	米国(続き)		
2,121	Yum! Brands Inc	Goldman Sachs	(22,101)
206	Yum! Brands Inc	HSBC	(1,889)
274	Yum! Brands Inc	JP Morgan	(2,513)
(34)	Zebra Technologies Corp 'A'	Bank of America Merrill Lynch	270
(37)	Zebra Technologies Corp 'A'	Barclays Bank	(51)
(86)	Zebra Technologies Corp 'A'	BNP Paribas	684
(175)	Zebra Technologies Corp 'A'	Citibank	890
(152)	Zebra Technologies Corp 'A'	Goldman Sachs	1,208
(30)	Zebra Technologies Corp 'A'	HSBC	453
(455)	Zillow Group Inc 'C'	Bank of America Merrill Lynch	150
(242)	Zillow Group Inc 'C'	BNP Paribas	80
(234)	Zillow Group Inc 'C'	Goldman Sachs	77
552	Zimmer Biomet Holdings Inc	Barclays Bank	(5,702)
163	Zimmer Biomet Holdings Inc	BNP Paribas	(1,936)
67	Zimmer Biomet Holdings Inc	HSBC	(838)
106	Zoetis Inc	BNP Paribas	(2,549)
80	Zoetis Inc	Goldman Sachs	(1,924)
216	Zoetis Inc	HSBC	(5,415)
214	Zoom Video Communications Inc 'A'	HSBC	469
(1,461)	ZoomInfo Technologies Inc	Bank of America Merrill Lynch	(4,697)
(751)	ZoomInfo Technologies Inc	Barclays Bank	199
(6,403)	ZoomInfo Technologies Inc	BNP Paribas	(20,586)
(1,761)	ZoomInfo Technologies Inc	Goldman Sachs	(5,662)
(116)	Zscaler Inc	Bank of America Merrill Lynch	(1,611)
(173)	Zscaler Inc	Barclays Bank	(1,206)
			<u>412,849</u>
			<u>1,346,272</u>

合計(基礎となるエクスポージャー総額-274,989,187米ドル)

0.5米ドル未満の金額は端数切捨てにより-と表示されている。

種類	想定金額	摘要	取引相手	満期日	未実現純評価 益/(損) (米ドル)	時価 (米ドル)
金融デリバティブ商品						
スワップ						
CCIRS	USD 1,250,000	ファンドは0.537%の固定金利を受け取り、USD12ヶ月SOFRの変動金利を支払う	Bank of America Merrill Lynch	20/10/2030	(232,807)	(232,807)
CCIRS	THB 18,644,000	ファンドは2.135%の固定金利を受け取り、THB3ヶ月THORの変動金利を支払う	Bank of America Merrill Lynch	20/9/2028	(3,437)	(3,431)
CCIRS	THB 19,272,000	ファンドは2.354%の固定金利を受け取り、THB3ヶ月THORの変動金利を支払う	Bank of America Merrill Lynch	20/9/2028	2,212	2,218
CCIRS	THB 78,271,000	ファンドは2.505%の固定金利を受け取り、THB3ヶ月THORの変動金利を支払う	Bank of America Merrill Lynch	20/9/2028	25,035	25,060
CCIRS	EUR 451,000	ファンドは2.884%の固定金利を受け取り、EUR6ヶ月EURIBORの変動金利を支払う	Bank of America Merrill Lynch	20/9/2028	(13)	(1,620)
CCIRS	EUR 480,000	ファンドは2.910%の固定金利を受け取り、EUR6ヶ月EURIBORの変動金利を支払う	Bank of America Merrill Lynch	20/9/2028	(1,113)	(1,107)
CCIRS	EUR 680,000	ファンドは3.018%の固定金利を受け取り、EUR6ヶ月EURIBORの変動金利を支払う	Bank of America Merrill Lynch	20/9/2028	1,644	1,981
CCIRS	USD 804,000	ファンドは3.057%の固定金利を受け取り、USD12ヶ月SOFRの変動金利を支払う	Bank of America Merrill Lynch	20/9/2028	(11,695)	(11,838)
CCIRS	EUR 2,424,000	ファンドは3.127%の固定金利を受け取り、EUR6ヶ月EURIBORの変動金利を支払う	Bank of America Merrill Lynch	20/9/2028	28,516	19,891
CCIRS	CAD 656,000	ファンドは3.231%の固定金利を受け取り、CAD3ヶ月CDORの変動金利を支払う	Bank of America Merrill Lynch	20/9/2033	(15,512)	(17,117)
CCIRS	SEK 71,084,000	ファンドは3.234%の固定金利を受け取り、SEK3ヶ月STIBORの変動金利を支払う	Bank of America Merrill Lynch	20/9/2028	98,693	69,701
CCIRS	CAD 420,000	ファンドは3.245%の固定金利を受け取り、CAD3ヶ月CDORの変動金利を支払う	Bank of America Merrill Lynch	20/9/2033	(7,892)	(10,600)
CCIRS	USD 486,000	ファンドは3.248%の固定金利を受け取り、USD12ヶ月SOFRの変動金利を支払う	Bank of America Merrill Lynch	20/9/2028	(3,004)	(2,999)

種類	想定金額	摘要	取引相手	満期日	未実現純評価 益/(損) (米ドル)	時価 (米ドル)
CCIRS	EUR 556,000	ファンドは3.400%の固定金利を受け取り、EUR 6ヶ月EURIBORの変動金利を支払う	Bank of America Merrill Lynch	20/9/2028	11,912	11,918
CCIRS	USD 80,000	ファンドは3.673%の固定金利を受け取り、USD12ヶ月SOFRの変動金利を支払う	Bank of America Merrill Lynch	20/9/2028	1,418	1,035
CCIRS	CAD 16,835,000	ファンドは3.734%の固定金利を受け取り、CAD 3ヶ月CDORの変動金利を支払う	Bank of America Merrill Lynch	20/9/2033	71,036	77,130
CCIRS	USD 444,000	ファンドは3.744%の固定金利を受け取り、USD12ヶ月SOFRの変動金利を支払う	Bank of America Merrill Lynch	20/9/2028	7,494	7,158
CCIRS	GBP 9,184,000	ファンドは3.779%の固定金利を受け取り、GBP12ヶ月SONIAの変動金利を支払う	Bank of America Merrill Lynch	20/9/2028	(275,355)	(302,434)
CCIRS	GBP 687,000	ファンドは3.817%の固定金利を受け取り、GBP12ヶ月SONIAの変動金利を支払う	Bank of America Merrill Lynch	20/9/2028	(20,484)	(21,214)
CCIRS	AUD 383,000	ファンドは3.964%の固定金利を受け取り、AUD 6ヶ月BBSWの変動金利を支払う	Bank of America Merrill Lynch	20/9/2033	(2,797)	(2,793)
CCIRS	AUD 124,000	ファンドは4.016%の固定金利を受け取り、AUD 6ヶ月BBSWの変動金利を支払う	Bank of America Merrill Lynch	20/9/2033	(693)	(561)
CCIRS	GBP 574,000	ファンドは4.087%の固定金利を受け取り、GBP12ヶ月SONIAの変動金利を支払う	Bank of America Merrill Lynch	20/9/2028	(8,110)	(9,460)
CCIRS	AUD 764,000	ファンドは4.118%の固定金利を受け取り、AUD 6ヶ月BBSWの変動金利を支払う	Bank of America Merrill Lynch	20/9/2033	704	695
CCIRS	HKD 37,381,028	ファンドは4.130%の固定金利を受け取り、HKD 3ヶ月HIBORの変動金利を支払う	Bank of America Merrill Lynch	20/9/2028	94,295	94,349
CCIRS	HKD 8,460,020	ファンドは4.140%の固定金利を受け取り、HKD 3ヶ月HIBORの変動金利を支払う	Bank of America Merrill Lynch	20/9/2028	21,829	21,841
CCIRS	GBP 469,000	ファンドは4.498%の固定金利を受け取り、GBP12ヶ月SONIAの変動金利を支払う	Bank of America Merrill Lynch	20/9/2028	2,547	2,553
CCIRS	ZAR 7,806,000	ファンドは8.355%の固定金利を受け取り、ZAR 3ヶ月JIBARの変動金利を支払う	Bank of America Merrill Lynch	20/9/2028	(18,123)	(18,118)

種類	想定金額	摘要	取引相手	満期日	未実現純評価 益/(損) (米ドル)	時価 (米ドル)
CCIRS	ZAR 10,331,000	ファンドは8.385%の固定金利を受け取り、ZAR 3ヶ月JIBARの変動金利を支払う	Bank of America Merrill Lynch	20/9/2028	(23,376)	(23,370)
CCIRS	ZAR 7,000,000	ファンドは8.515%の固定金利を受け取り、ZAR 3ヶ月JIBARの変動金利を支払う	Bank of America Merrill Lynch	20/9/2028	(14,051)	(14,046)
CCIRS	ZAR 8,967,000	ファンドは9.360%の固定金利を受け取り、ZAR 3ヶ月JIBARの変動金利を支払う	Bank of America Merrill Lynch	20/9/2028	(3,107)	(3,102)
CCIRS	AUD 690,000	ファンドはAUD 6ヶ月BBSWの変動金利を受け取り、3.608%の固定金利を支払う	Bank of America Merrill Lynch	20/9/2028	4,326	4,331
CCIRS	AUD 155,000	ファンドはAUD 6ヶ月BBSWの変動金利を受け取り、3.717%の固定金利を支払う	Bank of America Merrill Lynch	20/9/2028	536	483
CCIRS	AUD 1,396,000	ファンドはAUD 6ヶ月BBSWの変動金利を受け取り、3.811%の固定金利を支払う	Bank of America Merrill Lynch	20/9/2028	654	529
CCIRS	CAD 1,540,000	ファンドはCAD 3ヶ月CDORの変動金利を受け取り、3.110%の固定金利を支払う	Bank of America Merrill Lynch	20/9/2028	28,613	31,680
CCIRS	CAD 600,000	ファンドはCAD 3ヶ月CDORの変動金利を受け取り、3.192%の固定金利を支払う	Bank of America Merrill Lynch	20/9/2028	8,727	10,729
CCIRS	CAD 860,000	ファンドはCAD 3ヶ月CDORの変動金利を受け取り、3.620%の固定金利を支払う	Bank of America Merrill Lynch	20/9/2028	8,651	3,301
CCIRS	CAD 30,002,000	ファンドはCAD 3ヶ月CDORの変動金利を受け取り、3.690%の固定金利を支払う	Bank of America Merrill Lynch	20/9/2028	27,925	46,272
CCIRS	CNY 2,291,000	ファンドはCNY 3ヶ月CNRRの変動金利を受け取り、3.010%の固定金利を支払う	Bank of America Merrill Lynch	20/9/2028	(7,386)	(7,382)
CCIRS	EUR 261,000	ファンドはEUR 6ヶ月EURIBORの変動金利を受け取り、2.938%の固定金利を支払う	Bank of America Merrill Lynch	20/9/2033	(471)	(466)
CCIRS	EUR 289,000	ファンドはEUR 6ヶ月EURIBORの変動金利を受け取り、2.973%の固定金利を支払う	Bank of America Merrill Lynch	20/9/2033	(1,593)	(1,452)
CCIRS	EUR 224,000	ファンドはEUR 6ヶ月EURIBORの変動金利を受け取り、3.016%の固定金利を支払う	Bank of America Merrill Lynch	20/9/2033	(1,999)	(1,995)

種類	想定金額	摘要	取引相手	満期日	未実現純評価 益/(損) (米ドル)	時価 (米ドル)
CCIRS	EUR 398,000	ファンドはEUR 6ヶ月EURIBORの変動金利を受け取り、3.034%の固定金利を支払う	Bank of America Merrill Lynch	20/9/2033	(4,242)	(4,234)
CCIRS	EUR 1,275,000	ファンドはEUR 6ヶ月EURIBORの変動金利を受け取り、3.220%の固定金利を支払う	Bank of America Merrill Lynch	20/9/2033	(34,852)	(35,131)
CCIRS	GBP 236,000	ファンドはGBP12ヶ月SONIAの変動金利を受け取り、3.623%の固定金利を支払う	Bank of America Merrill Lynch	20/9/2033	9,654	10,156
CCIRS	GBP 4,845,500	ファンドはGBP12ヶ月SONIAの変動金利を受け取り、3.632%の固定金利を支払う	Bank of America Merrill Lynch	20/9/2033	165,583	204,359
CCIRS	GBP 300,000	ファンドはGBP12ヶ月SONIAの変動金利を受け取り、3.681%の固定金利を支払う	Bank of America Merrill Lynch	20/9/2033	11,218	11,224
CCIRS	GBP 305,000	ファンドはGBP12ヶ月SONIAの変動金利を受け取り、3.886%の固定金利を支払う	Bank of America Merrill Lynch	20/9/2033	4,745	5,290
CCIRS	GBP 255,000	ファンドはGBP12ヶ月SONIAの変動金利を受け取り、4.186%の固定金利を支払う	Bank of America Merrill Lynch	20/9/2033	(3,061)	(3,055)
CCIRS	INR 408,824,890	ファンドはINR 6ヶ月MIBORの変動金利を受け取り、6.665%の固定金利を支払う	Bank of America Merrill Lynch	20/9/2028	(137,462)	(137,407)
CCIRS	KRW 1,092,749,000	ファンドはKRW 3ヶ月KWDCDの変動金利を受け取り、3.032%の固定金利を支払う	Bank of America Merrill Lynch	20/9/2028	8,579	8,588
CCIRS	KRW 36,724,000	ファンドはKRW 3ヶ月KWDCDの変動金利を受け取り、3.055%の固定金利を支払う	Bank of America Merrill Lynch	20/9/2028	260	260
CCIRS	KRW 668,300,000	ファンドはKRW 3ヶ月KWDCDの変動金利を受け取り、3.182%の固定金利を支払う	Bank of America Merrill Lynch	20/9/2028	1,775	1,781
CCIRS	MXN 10,532,000	ファンドはMXN 1ヶ月TIEの変動金利を受け取り、8.075%の固定金利を支払う	Bank of America Merrill Lynch	13/9/2028	3,498	3,505
CCIRS	MXN 7,610,000	ファンドはMXN 1ヶ月TIEの変動金利を受け取り、8.185%の固定金利を支払う	Bank of America Merrill Lynch	13/9/2028	673	678
CCIRS	MXN 10,644,000	ファンドはMXN 1ヶ月TIEの変動金利を受け取り、8.880%の固定金利を支払う	Bank of America Merrill Lynch	13/9/2028	(15,452)	(15,445)

種類	想定金額	摘要	取引相手	満期日	未実現純評価 益/(損) (米ドル)	時価 (米ドル)
CCIRS	PLN 7,465,196	ファンドはPLN 6ヶ月WIBORの変動金利を受け取り、5.878%の固定金利を支払う	Bank of America Merrill Lynch	20/9/2028	(48,414)	(48,395)
CCIRS	SEK 32,360,000	ファンドはSEK 3ヶ月STIBORの変動金利を受け取り、3.244%の固定金利を支払う	Bank of America Merrill Lynch	20/9/2033	(108,946)	(94,327)
CCIRS	SEK 8,931,000	ファンドはSEK 3ヶ月STIBORの変動金利を受け取り、3.357%の固定金利を支払う	Bank of America Merrill Lynch	20/9/2028	(17,309)	(13,340)
CCIRS	SGD 48,000	ファンドはSGD 6ヶ月SORAの変動金利を受け取り、2.880%の固定金利を支払う	Bank of America Merrill Lynch	20/9/2028	6	7
CCIRS	USD 1,250,000	ファンドはUSD12ヶ月FEDLの変動金利を受け取り、0.555%の固定金利を支払う	Bank of America Merrill Lynch	20/10/2030	(10,057)	230,616
CCIRS	USD 424,000	ファンドはUSD12ヶ月SOFRの変動金利を受け取り、3.032%の固定金利を支払う	Bank of America Merrill Lynch	20/9/2033	10,104	10,112
CCIRS	USD 212,000	ファンドはUSD12ヶ月SOFRの変動金利を受け取り、3.132%の固定金利を支払う	Bank of America Merrill Lynch	20/9/2033	3,236	3,282
CCIRS	USD 433,000	ファンドはUSD12ヶ月SOFRの変動金利を受け取り、3.269%の固定金利を支払う	Bank of America Merrill Lynch	20/9/2033	1,755	1,763
TRS	KRW 1,046,384,625	ファンドは0.000%の固定金利を受け取り、KOSPI 200 Index Futuresを支払う	Bank of America Merrill Lynch	8/6/2023	(41,714)	(41,714)
TRS	KRW 3,297,789,900	ファンドは0.000%の固定金利を受け取り、KOSPI 200 Index Futuresを支払う	Bank of America Merrill Lynch	8/6/2023	(133,328)	(133,328)
TRS	KRW 1,008,923,175	ファンドは0.000%の固定金利を受け取り、KOSPI 200 Index Futuresを支払う	Bank of America Merrill Lynch	8/6/2023	(69,939)	(69,939)
TRS	KRW 468,893,700	ファンドは0.000%の固定金利を受け取り、KOSPI 200 Index Futuresを支払う	Bank of America Merrill Lynch	8/6/2023	(29,841)	(29,841)
TRS	KRW 237,493,125	ファンドは0.000%の固定金利を受け取り、KOSPI 200 Index Futuresを支払う	Bank of America Merrill Lynch	8/6/2023	(12,625)	(12,625)
TRS	KRW 248,125,350	ファンドは0.000%の固定金利を受け取り、KOSPI 200 Index Futuresを支払う	Bank of America Merrill Lynch	8/6/2023	(4,615)	(4,615)

種類	想定金額	摘要	取引相手	満期日	未実現純評価 益/(損) (米ドル)	時価 (米ドル)
TRS	KRW 573,010,375	ファンドは0.000%の固定金利を受け取り、KOSPI 200 Index Futuresを支払う	Bank of America Merrill Lynch	8/6/2023	(15,249)	(15,249)
TRS	KRW 325,675,400	ファンドは0.000%の固定金利を受け取り、KOSPI 200 Index Futuresを支払う	Bank of America Merrill Lynch	8/6/2023	(10,039)	(10,039)
TRS	KRW 407,094,250	ファンドは0.000%の固定金利を受け取り、KOSPI 200 Index Futuresを支払う	Bank of America Merrill Lynch	8/6/2023	(12,549)	(12,549)
TRS	KRW 1,178,957,500	ファンドは0.000%の固定金利を受け取り、KOSPI 200 Index Futuresを支払う	Bank of America Merrill Lynch	8/6/2023	(5,683)	(5,683)
TRS	BRL 1,457,428	ファンドはIbovespa Index Futuresを受け取り、0.000%の固定金利を支払う	Bank of America Merrill Lynch	14/6/2023	13,663	13,663
TRS	BRL 2,166,429	ファンドはIbovespa Index Futuresを受け取り、0.000%の固定金利を支払う	Bank of America Merrill Lynch	14/6/2023	24,379	24,379
TRS	BRL 2,339,414	ファンドはIbovespa Index Futuresを受け取り、0.000%の固定金利を支払う	Bank of America Merrill Lynch	14/6/2023	(9,706)	(9,706)
TRS	THB 117,498,810	ファンドはSET50 Index Futuresを受け取り、0.000%の固定金利を支払う	Bank of America Merrill Lynch	29/6/2023	(145,155)	(145,155)
TRS	THB 90,605,268	ファンドはSET50 Index Futuresを受け取り、0.000%の固定金利を支払う	Bank of America Merrill Lynch	29/6/2023	(124,545)	(124,545)
TRS	THB 7,655,919	ファンドはSET50 Index Futuresを受け取り、0.000%の固定金利を支払う	Bank of America Merrill Lynch	29/6/2023	(2,816)	(2,816)
TRS	TWD 24,633,989	ファンドはTAIEX Index Futuresを受け取り、0.000%の固定金利を支払う	Bank of America Merrill Lynch	21/6/2023	56,848	56,848
TRS	TWD 43,862,963	ファンドはTAIEX Index Futuresを受け取り、0.000%の固定金利を支払う	Bank of America Merrill Lynch	21/6/2023	74,963	74,963
TRS	TWD 25,846,400	ファンドはTAIEX Index Futuresを受け取り、0.000%の固定金利を支払う	Bank of America Merrill Lynch	21/6/2023	17,392	17,392
TRS	TWD 26,187,236	ファンドはTAIEX Index Futuresを受け取り、0.000%の固定金利を支払う	Bank of America Merrill Lynch	21/6/2023	6,299	6,299

種類	想定金額	摘要	取引相手	満期日	未実現純評価 益/(損) (米ドル)	時価 (米ドル)
TRS	PLN 4,373,880	ファンドは0.000%の固定金利を受け取り、WIG20 Index Futuresを支払う	HSBC	16/6/2023	(83,382)	(83,382)
TRS	PLN 713,172	ファンドは0.000%の固定金利を受け取り、WIG20 Index Futuresを支払う	HSBC	16/6/2023	(13,094)	(13,094)
TRS	PLN 277,593	ファンドは0.000%の固定金利を受け取り、WIG20 Index Futuresを支払う	HSBC	16/6/2023	(7,044)	(7,044)
TRS	PLN 721,209	ファンドは0.000%の固定金利を受け取り、WIG20 Index Futuresを支払う	HSBC	16/6/2023	(20,250)	(20,250)
TRS	PLN 580,751	ファンドは0.000%の固定金利を受け取り、WIG20 Index Futuresを支払う	HSBC	16/6/2023	977	977
TRS	PLN 506,790	ファンドは0.000%の固定金利を受け取り、WIG20 Index Futuresを支払う	HSBC	16/6/2023	1,664	1,664
合計(基礎となるエクスポージャー総額 - 123,595,460米ドル)					(910,349)	(660,159)

CCIRS: 中央決済機関で決済される金利スワップ

TRS: トータル・リターン・スワップ

契約数	契約通貨	契約／摘要	満期日	基礎となるエクスポージャー総額 (米ドル)	未実現純評価益／ (損) (米ドル)
金融デリバティブ商品					
先物取引					
(29)	EUR	Amsterdam Index Futures June 2023	2023年 6 月	4,664,220	38,984
(25)	AUD	Australian 10 Year Bond Futures June 2023	2023年 6 月	1,942,286	(15,740)
78	EUR	CAC 40 Index Futures June 2023	2023年 6 月	5,934,852	(150,772)
(246)	CAD	Canadian 10 Year Bond Futures September 2023	2023年 9 月	22,236,717	21,974
(20)	EUR	DAX Index Futures June 2023	2023年 6 月	8,427,749	14,521
15	USD	E-Mini S&P 500 Index Futures June 2023	2023年 6 月	3,145,500	48,065
(89)	EUR	Euro Bund Futures June 2023	2023年 6 月	12,896,485	(118,090)
(75)	GBP	FTSE 100 Index Futures June 2023	2023年 6 月	6,951,115	263,205
122	USD	FTSE China A50 Futures June 2023	2023年 6 月	1,495,842	(33,327)
84	EUR	FTSE MIB Index Futures June 2023	2023年 6 月	11,774,184	(242,577)
17	ZAR	FTSE/JSE Top 40 Index Futures June 2023	2023年 6 月	607,428	7,596
(43)	EUR	IBEX 35 Index Futures June 2023	2023年 6 月	4,178,105	43,004
(15)	JPY	Japan 10 Year Bond Futures June 2023	2023年 6 月	15,902,686	(87,340)
(66)	USD	MSCI Hong Kong Index Futures June 2023	2023年 6 月	3,930,960	312,183
(11)	SGD	MSCI Singapore Index Futures June 2023	2023年 6 月	231,042	4,266
(54)	SEK	OMX Stockholm 30 Index Futures June 2023	2023年 6 月	1,118,050	4,996
(30)	CAD	S&P/TSX 60 Index Futures June 2023	2023年 6 月	5,200,690	106,717
(36)	USD	SGX NIFTY 50 Futures June 2023	2023年 6 月	1,343,808	(12,328)
(6)	AUD	SPI 200 Index Futures June 2023	2023年 6 月	690,014	10,118
6	CHF	Swiss Market Index Futures June 2023	2023年 6 月	742,431	(3,523)
124	JPY	Topix Index Futures June 2023	2023年 6 月	18,808,119	1,209,842
210	GBP	UK Long Gilt Bond Futures September 2023	2023年 9 月	25,078,235	282,167
297	USD	US Treasury 10 Year Note Futures September 2023	2023年 9 月	33,983,297	257,804
合計					1,961,745

通貨	買予約	通貨	売予約	取引相手	期日	未実現純評価益／(損) (米ドル)
金融デリバティブ商品						
未決済先渡為替予約						
AUD	922,000	USD	616,958	Deutsche Bank	21/6/2023	(19,166)
AUD	430,000	USD	288,648	JP Morgan	21/6/2023	(9,851)
BRL	446,000	USD	89,273	BNP Paribas	21/6/2023	(1,650)
BRL	6,101,000	USD	1,159,700	Goldman Sachs	21/6/2023	38,937
BRL	2,941,000	USD	576,360	JP Morgan	21/6/2023	1,445
BRL	207,000	USD	41,618	Standard Chartered Bank	21/6/2023	(950)
BRL	449,000	USD	89,435	BNP Paribas	19/7/2023	(1,679)
BRL	208,000	USD	41,553	Goldman Sachs	19/7/2023	(900)
BRL	909,000	USD	177,216	HSBC	19/7/2023	446
BRL	666,000	USD	130,623	JP Morgan	19/7/2023	(455)
BRL	2,818,000	USD	551,016	Morgan Stanley	19/7/2023	(246)
BRL	4,182,000	USD	821,127	Barclays Bank	16/8/2023	(8,103)
BRL	209,000	USD	41,521	Citibank	16/8/2023	(889)
CAD	103,000	USD	75,221	Bank of America Merrill Lynch	21/6/2023	439
CAD	833,000	USD	613,796	Barclays Bank	21/6/2023	(1,913)
CAD	309,000	USD	224,971	BNP Paribas	21/6/2023	2,007
CAD	698,000	USD	524,493	JP Morgan	21/6/2023	(11,774)
CAD	6,288,000	USD	4,618,680	Morgan Stanley	21/6/2023	196
CAD	3,398,000	USD	2,528,992	Barclays Bank	19/7/2023	(31,258)
CAD	698,000	USD	524,762	JP Morgan	19/7/2023	(11,691)
CAD	282,000	USD	207,525	Morgan Stanley	19/7/2023	(238)
CAD	580,000	USD	429,171	Standard Chartered Bank	19/7/2023	(2,836)
CAD	4,281,000	USD	3,206,194	HSBC	16/8/2023	(57,426)
CHF	341,000	EUR	347,276	Bank of America Merrill Lynch	21/6/2023	3,239
CHF	215,000	EUR	219,376	Morgan Stanley	21/6/2023	1,595
CHF	653,000	USD	736,577	Barclays Bank	21/6/2023	(19,510)
CLP	156,567,000	USD	191,222	BNP Paribas	22/6/2023	1,475
CLP	233,676,000	USD	286,987	Morgan Stanley	22/6/2023	614
CLP	67,409,000	USD	83,106	HSBC	19/7/2023	(444)
CNH	1,388,000	USD	201,493	Bank of America Merrill Lynch	21/6/2023	(6,476)
CNH	1,086,000	USD	158,279	Barclays Bank	21/6/2023	(5,694)
CNH	9,114,000	USD	1,319,098	BNP Paribas	21/6/2023	(38,567)
CNH	29,155,000	USD	4,212,698	JP Morgan	21/6/2023	(116,375)
CNH	1,385,000	USD	201,513	Bank of America Merrill Lynch	19/7/2023	(6,463)
CNH	1,083,000	USD	158,204	Barclays Bank	19/7/2023	(5,685)
CNH	8,689,000	USD	1,260,443	BNP Paribas	19/7/2023	(36,766)
CNH	8,776,000	USD	1,273,481	JP Morgan	19/7/2023	(37,551)
CNH	403,000	USD	58,432	Societe Generale	19/7/2023	(1,678)
CNH	2,913,000	USD	420,973	UBS	19/7/2023	(10,733)

通貨	買予約	通貨	売予約	取引相手	期日	未実現純評価益／(損) (米ドル)
CNH	1,436,000	USD	203,708	BNP Paribas	16/ 8 /2023	(995)
CNH	3,003,000	USD	428,861	JP Morgan	16/ 8 /2023	(4,942)
CNH	2,906,000	USD	420,907	Morgan Stanley	16/ 8 /2023	(10,682)
EUR	309,448	CHF	307,000	HSBC	21/ 6 /2023	(6,340)
EUR	708,008	CHF	698,000	Morgan Stanley	21/ 6 /2023	(9,665)
EUR	89,224	NOK	1,012,000	Bank of America Merrill Lynch	21/ 6 /2023	4,585
EUR	226,000	USD	249,341	Australia and New Zealand Banking	21/ 6 /2023	(7,761)
EUR	3,538,000	USD	3,799,413	Barclays Bank	21/ 6 /2023	(17,508)
EUR	564,000	USD	619,937	BNP Paribas	21/ 6 /2023	(17,055)
EUR	149,000	USD	164,495	Citibank	21/ 6 /2023	(5,223)
EUR	1,291,000	USD	1,381,028	JP Morgan	21/ 6 /2023	(1,029)
EUR	255,000	USD	279,553	Morgan Stanley	21/ 6 /2023	(6,974)
EUR	225,000	USD	248,627	Barclays Bank	19/ 7 /2023	(7,723)
EUR	563,000	USD	619,731	BNP Paribas	19/ 7 /2023	(16,935)
EUR	149,000	USD	164,742	Citibank	19/ 7 /2023	(5,210)
EUR	4,104,627	USD	4,505,451	HSBC	19/ 7 /2023	(110,682)
EUR	750,000	USD	832,257	JP Morgan	19/ 7 /2023	(29,242)
EUR	270,000	USD	296,577	Bank of America Merrill Lynch	16/ 8 /2023	(7,040)
EUR	4,355,226	USD	4,808,431	UBS	16/ 8 /2023	(138,053)
GBP	934,000	USD	1,160,357	Bank of America Merrill Lynch	21/ 6 /2023	(3,682)
GBP	213,000	USD	265,805	Barclays Bank	21/ 6 /2023	(2,024)
GBP	101,000	USD	125,809	BNP Paribas	21/ 6 /2023	(729)
GBP	275,000	USD	341,259	Deutsche Bank	21/ 6 /2023	(696)
GBP	2,939,000	USD	3,584,349	JP Morgan	21/ 6 /2023	55,338
GBP	1,547,000	USD	1,925,698	Barclays Bank	19/ 7 /2023	(8,796)
GBP	101,000	USD	125,865	BNP Paribas	19/ 7 /2023	(715)
GBP	274,000	USD	340,202	Deutsche Bank	19/ 7 /2023	(687)
GBP	652,000	USD	814,639	JP Morgan	19/ 7 /2023	(6,739)
GBP	301,000	USD	377,656	Standard Chartered Bank	19/ 7 /2023	(4,684)
GBP	274,000	USD	340,354	Deutsche Bank	16/ 8 /2023	(692)
GBP	301,000	USD	377,799	HSBC	16/ 8 /2023	(4,667)
GBP	347,000	USD	431,751	JP Morgan	16/ 8 /2023	(1,596)
GBP	1,971,000	USD	2,490,066	Standard Chartered Bank	16/ 8 /2023	(46,732)
HUF	42,496,000	USD	123,230	Barclays Bank	21/ 6 /2023	(1,613)
HUF	104,000,000	USD	299,997	BNP Paribas	21/ 6 /2023	(2,366)
HUF	234,834,000	USD	683,260	JP Morgan	21/ 6 /2023	(11,203)
HUF	191,987,000	USD	532,842	UBS	21/ 6 /2023	16,594
HUF	451,948,000	USD	1,273,318	Bank of America Merrill Lynch	19/ 7 /2023	10,378
HUF	42,835,000	USD	123,234	Goldman Sachs	19/ 7 /2023	(1,567)
HUF	296,654,000	USD	852,018	Morgan Stanley	16/ 8 /2023	(15,273)
INR	34,406,000	USD	415,519	BNP Paribas	21/ 6 /2023	322

通貨	買予約	通貨	売予約	取引相手	期日	未実現純評価益／(損) (米ドル)
INR	6,468,000	USD	77,744	Citibank	21/ 6 /2023	430
INR	597,358,000	USD	7,249,402	Deutsche Bank	21/ 6 /2023	(29,571)
INR	10,885,000	USD	132,373	JP Morgan	21/ 6 /2023	(814)
INR	599,988,000	USD	7,275,404	Goldman Sachs	19/ 7 /2023	(32,420)
INR	518,290,000	USD	6,282,798	HSBC	17/ 8 /2023	(34,459)
JPY	17,597,000	USD	131,747	Bank of America Merrill Lynch	21/ 6 /2023	(5,835)
JPY	118,074,000	USD	887,840	Barclays Bank	21/ 6 /2023	(42,989)
JPY	45,122,000	USD	335,273	Deutsche Bank	21/ 6 /2023	(12,413)
JPY	38,910,000	USD	298,334	Goldman Sachs	21/ 6 /2023	(19,922)
JPY	23,098,000	USD	173,598	JP Morgan	21/ 6 /2023	(8,326)
JPY	32,577,000	USD	248,790	Morgan Stanley	21/ 6 /2023	(15,692)
JPY	21,087,000	USD	161,124	Standard Chartered Bank	21/ 6 /2023	(10,241)
JPY	117,526,000	USD	887,513	Barclays Bank	19/ 7 /2023	(42,894)
JPY	10,338,000	USD	77,300	Citibank	19/ 7 /2023	(3,004)
JPY	161,502,000	USD	1,185,209	JP Morgan	19/ 7 /2023	(24,548)
JPY	52,350,000	USD	393,680	Standard Chartered Bank	19/ 7 /2023	(17,458)
JPY	32,135,000	USD	234,978	Barclays Bank	16/ 8 /2023	(3,018)
JPY	15,774,000	USD	114,441	JP Morgan	16/ 8 /2023	(580)
JPY	191,176,000	USD	1,416,168	Societe Generale	16/ 8 /2023	(36,202)
JPY	20,350,000	USD	153,108	Standard Chartered Bank	16/ 8 /2023	(6,215)
KRW	305,592,000	USD	229,934	Bank of America Merrill Lynch	21/ 6 /2023	940
KRW	233,931,000	USD	182,212	Barclays Bank	21/ 6 /2023	(5,478)
KRW	316,996,000	USD	241,221	HSBC	21/ 6 /2023	(1,731)
KRW	94,444,000	USD	71,878	Morgan Stanley	21/ 6 /2023	(525)
KRW	74,941,000	USD	56,279	Standard Chartered Bank	21/ 6 /2023	339
KRW	621,345,000	USD	471,029	HSBC	19/ 7 /2023	(867)
KRW	74,786,000	USD	56,266	UBS	19/ 7 /2023	323
KRW	315,774,000	USD	241,141	HSBC	16/ 8 /2023	(1,769)
KRW	74,675,000	USD	56,281	Morgan Stanley	16/ 8 /2023	326
MXN	21,889,000	USD	1,188,182	Deutsche Bank	21/ 6 /2023	45,300
MXN	14,547,000	USD	776,751	Goldman Sachs	21/ 6 /2023	42,997
MXN	4,733,000	USD	263,367	JP Morgan	21/ 6 /2023	3,345
MXN	13,465,000	USD	733,465	Morgan Stanley	21/ 6 /2023	25,311
MXN	1,717,000	USD	95,391	Standard Chartered Bank	21/ 6 /2023	1,365
MXN	1,370,000	USD	76,810	Goldman Sachs	19/ 7 /2023	(42)
MXN	29,837,000	USD	1,617,742	HSBC	19/ 7 /2023	54,195
MXN	4,758,000	USD	263,293	JP Morgan	19/ 7 /2023	3,325
MXN	1,727,000	USD	95,393	Standard Chartered Bank	19/ 7 /2023	1,381
MXN	4,264,000	USD	235,842	Barclays Bank	16/ 8 /2023	1,816
MXN	1,378,000	USD	76,846	Goldman Sachs	16/ 8 /2023	(42)
MXN	22,838,000	USD	1,259,647	HSBC	16/ 8 /2023	13,253

通貨	買予約	通貨	売予約	取引相手	期日	未実現純評価益／(損) (米ドル)
MXN	1,736,000	USD	95,375	Standard Chartered Bank	16/ 8 /2023	1,383
NOK	4,895,000	USD	473,403	Citibank	21/ 6 /2023	(34,256)
NOK	2,079,000	USD	191,228	Goldman Sachs	21/ 6 /2023	(4,713)
NOK	3,243,000	USD	302,216	Morgan Stanley	21/ 6 /2023	(11,276)
NOK	4,378,000	USD	423,610	Citibank	19/ 7 /2023	(30,324)
NOK	5,314,000	USD	493,215	Goldman Sachs	19/ 7 /2023	(15,846)
NOK	2,073,000	USD	191,057	Goldman Sachs	16/ 8 /2023	(4,599)
NZD	1,064,000	USD	667,699	Bank of America Merrill Lynch	21/ 6 /2023	(29,679)
NZD	165,000	USD	103,549	Barclays Bank	21/ 6 /2023	(4,608)
NZD	871,000	USD	540,841	Deutsche Bank	21/ 6 /2023	(18,552)
NZD	6,288,000	USD	3,892,714	Goldman Sachs	21/ 6 /2023	(122,158)
NZD	3,299,000	USD	2,030,542	Morgan Stanley	21/ 6 /2023	(52,319)
NZD	286,000	USD	179,775	Standard Chartered Bank	21/ 6 /2023	(8,277)
NZD	5,798,000	USD	3,587,246	Australia and New Zealand Banking	19/ 7 /2023	(110,855)
NZD	1,064,000	USD	667,618	Bank of America Merrill Lynch	19/ 7 /2023	(29,660)
NZD	165,000	USD	103,520	Barclays Bank	19/ 7 /2023	(4,588)
NZD	766,000	USD	465,645	Goldman Sachs	19/ 7 /2023	(6,364)
NZD	3,212,000	USD	1,977,100	Morgan Stanley	19/ 7 /2023	(51,235)
NZD	633,000	USD	395,856	Bank of America Merrill Lynch	16/ 8 /2023	(16,361)
NZD	165,000	USD	103,478	Barclays Bank	16/ 8 /2023	(4,558)
NZD	766,000	USD	465,584	Goldman Sachs	16/ 8 /2023	(6,353)
NZD	8,316,000	USD	5,209,759	Morgan Stanley	16/ 8 /2023	(224,165)
PLN	250,000	USD	56,505	Barclays Bank	21/ 6 /2023	2,279
PLN	912,000	USD	218,645	Citibank	21/ 6 /2023	(4,201)
PLN	380,000	USD	91,303	JP Morgan	21/ 6 /2023	(1,952)
PLN	4,810,000	USD	1,120,211	Morgan Stanley	21/ 6 /2023	10,792
PLN	2,690,000	USD	624,329	UBS	21/ 6 /2023	8,187
PLN	3,448,000	USD	801,531	Goldman Sachs	19/ 7 /2023	7,993
PLN	190,000	USD	45,582	JP Morgan	19/ 7 /2023	(973)
PLN	2,110,000	USD	500,693	Morgan Stanley	19/ 7 /2023	(5,306)
PLN	1,161,000	USD	273,809	UBS	19/ 7 /2023	(1,229)
PLN	2,241,000	USD	537,043	Barclays Bank	16/ 8 /2023	(11,638)
PLN	914,000	USD	218,455	Goldman Sachs	16/ 8 /2023	(4,167)
PLN	1,199,000	USD	282,207	Morgan Stanley	16/ 8 /2023	(1,101)
SEK	17,179,000	USD	1,663,189	Goldman Sachs	21/ 6 /2023	(81,092)
SEK	1,895,000	USD	183,136	HSBC	21/ 6 /2023	(8,617)
SEK	1,237,000	USD	114,928	JP Morgan	21/ 6 /2023	(1,007)
SEK	5,252,000	USD	502,764	Morgan Stanley	21/ 6 /2023	(19,083)
SEK	2,134,000	USD	198,571	BNP Paribas	19/ 7 /2023	(1,749)
SEK	2,500,000	USD	237,366	Citibank	19/ 7 /2023	(6,788)
SEK	509,000	USD	50,197	Morgan Stanley	19/ 7 /2023	(3,251)
SEK	3,307,000	USD	323,652	Societe Generale	19/ 7 /2023	(18,643)

通貨	買予約	通貨	売予約	取引相手	期日	未実現純評価益／(損) (米ドル)
SEK	2,131,000	USD	198,577	BNP Paribas	16/ 8 /2023	(1,748)
SEK	2,500,000	USD	237,683	Citibank	16/ 8 /2023	(6,771)
SGD	101,000	USD	75,982	Australia and New Zealand Banking	21/ 6 /2023	(1,337)
SGD	2,058,000	USD	1,545,753	Goldman Sachs	21/ 6 /2023	(24,765)
SGD	2,055,000	USD	1,545,229	Goldman Sachs	19/ 7 /2023	(24,884)
THB	9,748,000	USD	285,087	Barclays Bank	21/ 6 /2023	(4,442)
THB	12,113,000	USD	356,943	Deutsche Bank	21/ 6 /2023	(8,209)
THB	12,633,000	USD	371,092	Goldman Sachs	21/ 6 /2023	(7,388)
THB	91,038,000	USD	2,658,044	Morgan Stanley	21/ 6 /2023	(37,057)
THB	48,965,000	USD	1,442,925	Standard Chartered Bank	21/ 6 /2023	(33,222)
THB	7,746,000	USD	223,337	UBS	21/ 6 /2023	(330)
THB	4,123,000	USD	122,145	Deutsche Bank	19/ 7 /2023	(3,109)
THB	14,957,000	USD	438,953	Goldman Sachs	19/ 7 /2023	(7,126)
THB	7,722,000	USD	223,283	HSBC	19/ 7 /2023	(339)
THB	124,171,000	USD	3,659,986	JP Morgan	19/ 7 /2023	(75,011)
THB	7,955,000	USD	234,598	Societe Generale	19/ 7 /2023	(4,927)
THB	8,308,000	USD	242,357	Standard Chartered Bank	19/ 7 /2023	(2,494)
THB	140,657,000	USD	4,218,444	BNP Paribas	16/ 8 /2023	(146,047)
THB	4,630,000	USD	134,699	Goldman Sachs	16/ 8 /2023	(648)
THB	7,699,000	USD	223,236	HSBC	16/ 8 /2023	(329)
THB	8,285,000	USD	242,251	Standard Chartered Bank	16/ 8 /2023	(2,379)
TWD	4,280,000	USD	142,593	Bank of America Merrill Lynch	21/ 6 /2023	(3,255)
TWD	12,658,000	USD	418,045	BNP Paribas	21/ 6 /2023	(5,954)
TWD	2,404,000	USD	79,550	JP Morgan	21/ 6 /2023	(1,286)
TWD	37,825,000	USD	1,264,416	Morgan Stanley	21/ 6 /2023	(32,993)
TWD	9,952,000	USD	327,999	Standard Chartered Bank	21/ 6 /2023	(4,004)
TWD	1,276,000	USD	41,727	Barclays Bank	19/ 7 /2023	(76)
TWD	1,272,000	USD	41,723	HSBC	16/ 8 /2023	(75)
USD	1,655,327	AUD	2,506,000	Bank of America Merrill Lynch	21/ 6 /2023	30,525
USD	695,339	AUD	1,041,000	Barclays Bank	21/ 6 /2023	20,392
USD	686,925	AUD	1,016,000	Deutsche Bank	21/ 6 /2023	28,185
USD	72,029	AUD	107,000	JP Morgan	21/ 6 /2023	2,654
USD	4,249,993	AUD	6,330,000	Morgan Stanley	21/ 6 /2023	145,846
USD	73,528	AUD	110,000	Standard Chartered Bank	21/ 6 /2023	2,208
USD	811,248	AUD	1,243,000	Bank of America Merrill Lynch	19/ 7 /2023	4,485
USD	301,606	AUD	461,000	Barclays Bank	19/ 7 /2023	2,396
USD	5,361,586	AUD	8,009,000	Morgan Stanley	19/ 7 /2023	163,380
USD	72,115	AUD	107,000	Standard Chartered Bank	19/ 7 /2023	2,667
USD	810,827	AUD	1,241,000	Bank of America Merrill Lynch	16/ 8 /2023	4,537
USD	301,929	AUD	461,000	Barclays Bank	16/ 8 /2023	2,413
USD	291,714	AUD	438,000	Morgan Stanley	16/ 8 /2023	7,141

通貨	買予約	通貨	売予約	取引相手	期日	未実現純評価益／(損) (米ドル)
USD	5,268,647	AUD	7,763,000	Standard Chartered Bank	16/ 8 /2023	224,948
USD	162,250	BRL	823,000	Bank of America Merrill Lynch	21/ 6 /2023	559
USD	53,900	BRL	290,000	Barclays Bank	21/ 6 /2023	(3,075)
USD	101,132	BRL	506,000	BNP Paribas	21/ 6 /2023	1,720
USD	621,749	BRL	3,233,000	Goldman Sachs	21/ 6 /2023	(13,424)
USD	232,883	BRL	1,254,000	JP Morgan	21/ 6 /2023	(13,485)
USD	381,694	BRL	1,904,000	Standard Chartered Bank	21/ 6 /2023	7,624
USD	100,938	BRL	508,000	BNP Paribas	19/ 7 /2023	1,651
USD	119,766	BRL	601,000	Citibank	19/ 7 /2023	2,302
USD	162,074	BRL	827,000	Goldman Sachs	19/ 7 /2023	439
USD	261,895	BRL	1,313,000	Standard Chartered Bank	19/ 7 /2023	5,273
USD	119,723	BRL	604,000	Citibank	16/ 8 /2023	2,299
USD	162,017	BRL	831,000	Goldman Sachs	16/ 8 /2023	462
USD	261,848	BRL	1,320,000	Standard Chartered Bank	16/ 8 /2023	5,227
USD	1,456,952	CAD	1,980,000	BNP Paribas	21/ 6 /2023	2,535
USD	1,902,142	CAD	2,563,000	Goldman Sachs	21/ 6 /2023	19,480
USD	544,673	CAD	734,000	JP Morgan	21/ 6 /2023	5,510
USD	223,763	CAD	304,000	Morgan Stanley	21/ 6 /2023	459
USD	169,370	CAD	230,000	BNP Paribas	19/ 7 /2023	306
USD	755,615	CAD	1,017,000	Goldman Sachs	19/ 7 /2023	8,059
USD	544,279	CAD	733,000	JP Morgan	19/ 7 /2023	5,480
USD	223,922	CAD	304,000	Morgan Stanley	19/ 7 /2023	464
USD	168,745	CAD	229,000	BNP Paribas	16/ 8 /2023	311
USD	329,900	CAD	445,000	Goldman Sachs	16/ 8 /2023	2,593
USD	543,839	CAD	732,000	JP Morgan	16/ 8 /2023	5,437
USD	224,064	CAD	304,000	Morgan Stanley	16/ 8 /2023	466
USD	531,126	CHF	489,000	Goldman Sachs	21/ 6 /2023	(5,850)
USD	86,154	CLP	69,001,000	Bank of America Merrill Lynch	22/ 6 /2023	1,230
USD	185,373	CLP	151,075,000	Barclays Bank	22/ 6 /2023	(564)
USD	389,128	CLP	309,985,000	BNP Paribas	22/ 6 /2023	7,609
USD	107,550	CLP	88,402,000	Goldman Sachs	22/ 6 /2023	(1,252)
USD	78,494	CLP	65,394,000	JP Morgan	22/ 6 /2023	(1,991)
USD	1,030,410	CLP	830,586,000	Morgan Stanley	22/ 6 /2023	8,153
USD	211,480	CLP	171,227,000	Bank of America Merrill Lynch	19/ 7 /2023	1,508
USD	158,546	CLP	129,016,000	Barclays Bank	19/ 7 /2023	336
USD	1,108,935	CLP	894,251,000	Morgan Stanley	19/ 7 /2023	12,331
USD	211,517	CLP	171,889,000	Barclays Bank	16/ 8 /2023	1,425
USD	342,199	CLP	273,841,000	Citibank	16/ 8 /2023	7,497
USD	841,767	CLP	679,714,000	HSBC	16/ 8 /2023	10,987
USD	102,177	CNH	701,000	Bank of America Merrill Lynch	21/ 6 /2023	3,685
USD	2,788,630	CNH	18,986,000	BNP Paribas	21/ 6 /2023	121,068

通貨	買予約	通貨	売予約	取引相手	期日	未実現純評価益／(損) (米ドル)
USD	2,438,305	CNH	16,792,000	HSBC	21/ 6 /2023	79,003
USD	314,357	CNH	2,151,000	Morgan Stanley	21/ 6 /2023	12,138
USD	3,098,410	CNH	21,186,000	Morgan Stanley	19/ 7 /2023	114,772
USD	737,390	CNH	5,070,000	Morgan Stanley	16/ 8 /2023	21,683
USD	550,965	EUR	508,000	Bank of America Merrill Lynch	21/ 6 /2023	7,944
USD	1,323,358	EUR	1,205,000	Barclays Bank	21/ 6 /2023	35,286
USD	675,498	EUR	629,000	Deutsche Bank	21/ 6 /2023	3,136
USD	22,851	EUR	21,000	Goldman Sachs	21/ 6 /2023	403
USD	786,948	EUR	727,000	Morgan Stanley	21/ 6 /2023	9,830
USD	78,785	EUR	74,000	Standard Chartered Bank	21/ 6 /2023	(317)
USD	1,323,126	EUR	1,203,000	Barclays Bank	19/ 7 /2023	35,089
USD	787,095	EUR	726,000	Morgan Stanley	19/ 7 /2023	9,776
USD	427,572	EUR	397,000	Barclays Bank	16/ 8 /2023	1,844
USD	787,151	EUR	725,000	Morgan Stanley	16/ 8 /2023	9,689
USD	851,033	GBP	687,000	BNP Paribas	21/ 6 /2023	246
USD	241,221	GBP	199,000	Morgan Stanley	21/ 6 /2023	(5,223)
USD	874,641	GBP	701,000	Standard Chartered Bank	21/ 6 /2023	6,516
USD	520,521	HKD	4,071,000	HSBC	21/ 6 /2023	605
USD	766,312	HUF	271,141,000	Barclays Bank	21/ 6 /2023	(9,650)
USD	166,216	HUF	57,212,000	Goldman Sachs	21/ 6 /2023	2,484
USD	136,766	HUF	46,794,000	UBS	21/ 6 /2023	2,849
USD	253,797	HUF	89,989,000	Barclays Bank	19/ 7 /2023	(1,805)
USD	99,410	HUF	35,000,000	BNP Paribas	19/ 7 /2023	(3)
USD	166,171	HUF	57,636,000	Goldman Sachs	19/ 7 /2023	2,464
USD	312,754	HUF	108,635,000	UBS	19/ 7 /2023	4,191
USD	98,754	HUF	35,000,000	Barclays Bank	16/ 8 /2023	32
USD	174,828	HUF	61,500,000	UBS	16/ 8 /2023	1,361
USD	189,131	INR	15,496,000	Bank of America Merrill Lynch	21/ 6 /2023	1,842
USD	388,183	INR	32,165,862	BNP Paribas	21/ 6 /2023	(582)
USD	389,766	INR	31,998,000	HSBC	21/ 6 /2023	3,028
USD	436,259	INR	35,872,000	Morgan Stanley	21/ 6 /2023	2,701
USD	678,970	INR	56,068,138	Standard Chartered Bank	21/ 6 /2023	1,315
USD	478,217	INR	39,311,000	BNP Paribas	19/ 7 /2023	3,660
USD	677,006	INR	56,010,000	HSBC	19/ 7 /2023	859
USD	198,048	INR	16,256,000	Morgan Stanley	19/ 7 /2023	1,807
USD	135,709	INR	11,185,000	UBS	19/ 7 /2023	685
USD	338,426	INR	28,144,000	HSBC	17/ 8 /2023	(869)
USD	135,699	INR	11,201,000	Morgan Stanley	17/ 8 /2023	663
USD	85,664	JPY	11,024,000	Goldman Sachs	21/ 6 /2023	6,784
USD	221,061	JPY	29,529,000	JP Morgan	21/ 6 /2023	9,773
USD	133,857	JPY	18,658,000	Standard Chartered Bank	21/ 6 /2023	354

通貨	買予約	通貨	売予約	取引相手	期日	未実現純評価益／(損) (米ドル)
USD	624,736	JPY	82,632,000	Bank of America Merrill Lynch	19/7/2023	30,888
USD	133,825	JPY	18,570,000	Standard Chartered Bank	19/7/2023	369
USD	133,807	JPY	18,485,000	Standard Chartered Bank	16/8/2023	377
USD	666,325	KRW	874,308,672	Bank of America Merrill Lynch	21/6/2023	5,788
USD	3,526,932	KRW	4,574,565,612	JP Morgan	21/6/2023	70,857
USD	952,549	KRW	1,255,629,865	Morgan Stanley	21/6/2023	3,924
USD	65,971	KRW	87,564,851	Standard Chartered Bank	21/6/2023	(184)
USD	306,908	KRW	409,759,000	Bank of America Merrill Lynch	19/7/2023	(3,152)
USD	369,151	KRW	487,130,000	BNP Paribas	19/7/2023	546
USD	51,511	KRW	66,617,000	Societe Generale	19/7/2023	1,103
USD	3,951,242	KRW	5,217,381,000	Standard Chartered Bank	19/7/2023	3,322
USD	220,616	KRW	290,279,000	UBS	19/7/2023	966
USD	4,456,764	KRW	5,866,697,000	BNP Paribas	16/8/2023	9,532
USD	44,755	KRW	59,156,000	Standard Chartered Bank	16/8/2023	(88)
USD	220,584	KRW	289,739,000	UBS	16/8/2023	948
USD	578,808	MXN	10,561,000	Barclays Bank	21/6/2023	(16,322)
USD	117,614	MXN	2,158,000	Citibank	21/6/2023	(3,993)
USD	287,360	MXN	5,207,000	Goldman Sachs	21/6/2023	(6,064)
USD	491,037	MXN	9,029,000	JP Morgan	21/6/2023	(17,763)
USD	432,382	MXN	7,949,000	JP Morgan	19/7/2023	(13,047)
USD	307,261	NOK	3,283,000	Bank of America Merrill Lynch	21/6/2023	12,731
USD	147,088	NOK	1,536,000	BNP Paribas	21/6/2023	9,288
USD	232,531	NOK	2,464,000	Citibank	21/6/2023	11,476
USD	190,332	NOK	1,976,000	Goldman Sachs	21/6/2023	13,058
USD	4,657,680	NOK	48,434,000	Morgan Stanley	21/6/2023	312,498
USD	298,450	NOK	3,210,000	Bank of America Merrill Lynch	19/7/2023	10,088
USD	232,442	NOK	2,460,000	Citibank	19/7/2023	11,455
USD	4,714,032	NOK	49,555,000	Goldman Sachs	19/7/2023	262,392
USD	189,321	NOK	1,996,000	Morgan Stanley	19/7/2023	10,016
USD	212,402	NOK	2,265,000	Bank of America Merrill Lynch	16/8/2023	8,675
USD	86,130	NOK	942,000	Citibank	16/8/2023	1,401
USD	4,376,052	NOK	45,845,000	JP Morgan	16/8/2023	252,488
USD	374,446	NZD	600,000	Citibank	21/6/2023	14,660
USD	359,249	NZD	576,000	JP Morgan	21/6/2023	13,855
USD	454,881	NZD	734,000	Morgan Stanley	21/6/2023	14,743
USD	103,223	NZD	167,000	Standard Chartered Bank	21/6/2023	3,083
USD	374,375	NZD	600,000	Citibank	19/7/2023	14,624
USD	224,748	NZD	361,000	Morgan Stanley	19/7/2023	8,297
USD	60,116	NZD	98,000	Standard Chartered Bank	19/7/2023	1,357
USD	447,931	PLN	1,919,000	Goldman Sachs	21/6/2023	(3,295)
USD	346,923	PLN	1,548,000	HSBC	21/6/2023	(17,068)

通貨	買予約	通貨	売予約	取引相手	期日	未実現純評価益／(損) (米ドル)
USD	735,569	PLN	3,074,000	Morgan Stanley	21/ 6 /2023	12,762
USD	282,547	PLN	1,178,000	BNP Paribas	19/ 7 /2023	5,976
USD	131,201	PLN	549,000	Goldman Sachs	19/ 7 /2023	2,306
USD	636,054	PLN	2,677,000	Morgan Stanley	19/ 7 /2023	7,547
USD	282,607	PLN	1,180,000	BNP Paribas	16/ 8 /2023	5,955
USD	140,241	PLN	592,000	Morgan Stanley	16/ 8 /2023	1,446
USD	1,483,118	SEK	15,404,000	Bank of America Merrill Lynch	21/ 6 /2023	64,488
USD	42,548	SEK	462,000	Citibank	21/ 6 /2023	-
USD	371,560	SEK	3,801,000	Deutsche Bank	21/ 6 /2023	21,507
USD	458,897	SEK	4,731,000	Goldman Sachs	21/ 6 /2023	23,196
USD	481,416	SEK	4,920,000	JP Morgan	21/ 6 /2023	28,309
USD	42,521	SEK	461,000	Citibank	19/ 7 /2023	2
USD	458,746	SEK	4,723,000	Goldman Sachs	19/ 7 /2023	23,137
USD	695,425	SEK	7,225,000	HSBC	19/ 7 /2023	29,053
USD	42,489	SEK	460,000	Citibank	16/ 8 /2023	2
USD	796,435	SEK	8,055,000	Morgan Stanley	16/ 8 /2023	52,437
USD	341,088	SGD	452,000	Bank of America Merrill Lynch	21/ 6 /2023	7,032
USD	497,772	SGD	667,000	Barclays Bank	21/ 6 /2023	4,819
USD	2,691,837	SGD	3,566,000	BNP Paribas	21/ 6 /2023	56,344
USD	164,910	SGD	219,000	HSBC	21/ 6 /2023	3,056
USD	359,352	SGD	482,000	JP Morgan	21/ 6 /2023	3,124
USD	3,692,553	SGD	4,950,000	Morgan Stanley	21/ 6 /2023	34,201
USD	558,677	SGD	755,000	Standard Chartered Bank	21/ 6 /2023	686
USD	259,904	SGD	351,000	Barclays Bank	19/ 7 /2023	225
USD	2,773,433	SGD	3,670,000	BNP Paribas	19/ 7 /2023	58,269
USD	4,681,164	SGD	6,218,000	Citibank	19/ 7 /2023	80,920
USD	442,471	SGD	592,000	JP Morgan	19/ 7 /2023	4,495
USD	259,468	SGD	350,000	Barclays Bank	16/ 8 /2023	241
USD	233,977	SGD	314,000	BNP Paribas	16/ 8 /2023	1,414
USD	5,928,369	SGD	7,830,000	Citibank	16/ 8 /2023	129,087
USD	237,175	SGD	318,000	JP Morgan	16/ 8 /2023	1,649
USD	455,144	THB	15,824,000	Barclays Bank	21/ 6 /2023	(429)
USD	118,494	THB	4,007,000	Goldman Sachs	21/ 6 /2023	3,133
USD	156,536	THB	5,316,000	UBS	21/ 6 /2023	3,488
USD	106,303	THB	3,587,000	HSBC	19/ 7 /2023	2,742
USD	168,678	THB	5,709,000	UBS	19/ 7 /2023	3,852
USD	106,243	THB	3,576,000	UBS	16/ 8 /2023	2,709
USD	1,830,160	TWD	55,901,000	BNP Paribas	21/ 6 /2023	10,259
USD	7,470,800	TWD	225,917,000	Goldman Sachs	21/ 6 /2023	115,893
USD	527,303	TWD	16,115,000	Standard Chartered Bank	21/ 6 /2023	2,666
USD	6,448,617	TWD	194,716,000	Bank of America Merrill Lynch	19/ 7 /2023	92,758

通貨	買予約	通貨	売予約	取引相手	期日	未実現純評価益／(損) (米ドル)
USD	81,236	TWD	2,446,000	Citibank	19/7/2023	1,395
USD	845,451	TWD	25,735,000	HSBC	19/7/2023	5,419
USD	294,747	TWD	8,965,000	Standard Chartered Bank	19/7/2023	2,114
USD	65,493	TWD	1,990,000	HSBC	16/8/2023	336
USD	294,834	TWD	8,938,000	Standard Chartered Bank	16/8/2023	2,184
USD	7,288,266	TWD	221,425,000	UBS	16/8/2023	38,330
USD	190,905	ZAR	3,423,000	Barclays Bank	21/6/2023	17,319
USD	466,711	ZAR	9,025,000	Goldman Sachs	21/6/2023	9,038
USD	1,027,048	ZAR	18,961,000	Morgan Stanley	21/6/2023	65,503
USD	326,524	ZAR	6,275,000	Goldman Sachs	19/7/2023	9,199
USD	1,276,477	ZAR	23,837,000	Morgan Stanley	19/7/2023	71,048
USD	268,371	ZAR	5,226,000	Goldman Sachs	16/8/2023	4,844
USD	616,883	ZAR	11,646,000	Morgan Stanley	16/8/2023	29,619
ZAR	2,300,000	USD	125,404	Deutsche Bank	21/6/2023	(8,767)
ZAR	4,818,000	USD	249,511	Goldman Sachs	21/6/2023	(5,182)
ZAR	5,095,000	USD	277,648	Morgan Stanley	21/6/2023	(19,272)
ZAR	7,633,000	USD	420,828	Standard Chartered Bank	21/6/2023	(33,745)
ZAR	2,305,000	USD	125,339	Deutsche Bank	19/7/2023	(8,776)
ZAR	4,830,000	USD	249,360	Goldman Sachs	19/7/2023	(5,108)
ZAR	3,373,000	USD	183,368	Morgan Stanley	19/7/2023	(12,796)
ZAR	7,651,000	USD	420,750	Standard Chartered Bank	19/7/2023	(33,842)
ZAR	4,845,000	USD	249,343	Goldman Sachs	16/8/2023	(5,027)
						931,002
ヘッジを使用した豪ドル建投資証券クラス						
AUD	50,513,376	USD	34,124,270	State Street Bank & Trust Company	15/6/2023	(1,380,807)
USD	700,349	AUD	1,048,148	State Street Bank & Trust Company	15/6/2023	20,924
						(1,359,883)
ヘッジを使用したブラジル・リアル建投資証券クラス						
BRL	19,240	USD	3,806	State Street Bank & Trust Company	2/6/2023	(15)
BRL	19,342	USD	3,814	State Street Bank & Trust Company	5/7/2023	(23)
USD	3,814	BRL	19,240	State Street Bank & Trust Company	2/6/2023	23
						(15)
ヘッジを使用したスイス・フラン建投資証券クラス						
CHF	439,094	USD	495,746	State Street Bank & Trust Company	15/6/2023	(13,914)
USD	11,807	CHF	10,561	State Street Bank & Trust Company	15/6/2023	217
						(13,697)

通貨	買予約	通貨	売予約	取引相手	期日	未実現純評価益／(損) (米ドル)
ヘッジを使用したユーロ建投資証券クラス						
EUR	4,278,617	USD	4,717,766	State Street Bank & Trust Company	15/6/2023	(145,831)
USD	284,219	EUR	259,851	State Street Bank & Trust Company	15/6/2023	6,552
						(139,279)
ヘッジを使用した英ポンド建投資証券クラス						
GBP	478,842	USD	606,198	State Street Bank & Trust Company	15/6/2023	(13,272)
USD	62,597	GBP	50,291	State Street Bank & Trust Company	15/6/2023	320
						(12,952)
ヘッジを使用した日本円建投資証券クラス						
JPY	11,705,901,589	USD	87,017,269	State Street Bank & Trust Company	15/6/2023	(3,337,116)
USD	4,480,599	JPY	606,442,125	State Street Bank & Trust Company	15/6/2023	145,421
						(3,191,695)
ヘッジを使用したニュージーランド・ドル建投資証券クラス						
NZD	237	USD	149	State Street Bank & Trust Company	15/6/2023	(8)
USD	3	NZD	6	State Street Bank & Trust Company	15/6/2023	-
						(8)
ヘッジを使用したスウェーデン・クローナ建投資証券クラス						
SEK	37,246	USD	3,484	State Street Bank & Trust Company	15/6/2023	(55)
USD	182	SEK	1,946	State Street Bank & Trust Company	15/6/2023	3
						(52)
合計(基礎となるエクスポージャー総額 - 437,026,445米ドル)						(3,786,579)

<参考情報>

インスティテューショナル・キャッシュ・シリーズplc
 ブラックロック・ICS・USTレジャリー・ファンドの運用状況について
 (計算期間:2021年10月1日~2022年9月30日)

インスティテューショナル・キャッシュ・シリーズplc ブラックロック・ICS・USTレジャリー・ファンド
 (以下ICS ブラックロック・ICS・USTレジャリー・ファンド)はスタイル・アドバンテージ・マザー・ポー
 トフォリオ(円)が投資対象とする外国投資証券で、決算は年1回(毎年9月末日)です。

よって入手可能な直前の計算期間(決算)である2022年9月30日現在の内容をご報告申し上げます。

投資対象ファンドの概要は以下の通りです。

ICS ブラックロック・ICS・USTレジャリー・ファンド	
形態	アイルランド籍(オープン・エンド型)会社型外国投資証券(米ドル建て)
投資目的および 投資態度	ファンドは、流動性と元本の安定性を確保しつつ、安定的なインカム水準を追求します。 ファンドは、米国短中期国債、米国政府によって発行されるその他債務権および現先取引に投資 をします。現先取引の活用により流動性を確保します。
設定日	2008年9月29日
存続期間	無期限
主な投資対象	主としてファンドは、米国短中期国債、米国政府によって発行されるその他債務権および現先取 引を主要投資対象とします。
主な投資制限	・同一発行体の譲渡性のある証券もしくは短期金融商品への投資は原則としてファンドの純資 産総額の10%以下とします。
管理報酬 その他費用	管理報酬、保管報酬および事務の処理に要する諸費用がファンドから差し引かれます。
決算日	年1回(原則として9月30日)に決算を行います。
収益分配方針	原則として、分配を行いません。
申込手数料	ありません。
管理会社	ブラックロック・アセット・マネジメント・アイルランド・リミテッド
投資顧問会社	ブラックロック・キャピタル・マネジメント・インク
保管会社	J Pモルガン・エスイー、ダブリン支店

ICSブラックロック・ICS・USTレジャーリー・ファンド

損益計算書

2021年10月1日から2022年9月30日までの期間

	2022年 千米ドル	2021年 千米ドル
営業収益	168,658	24,756
金融商品に係る純利益／(損失)	7	(900)
投資収益合計	168,665	23,856
営業費用	(23,154)	(12,009)
金融資産のネガティブ・イールド	-	(8,730)
純営業利益	145,511	3,117
財務費用:		
償還可能投資証券保有者への分配金	(141,604)	(3,061)
財務費用合計	(141,604)	(3,061)
純利益	3,907	56
償還可能投資証券保有者に帰属する純資産の増加	3,907	56

本損益計算書に計上された損益以外で当会計年度に認識された損益はない。

ICSブラックロック・ICS・USTレジャーリー・ファンド

償還可能投資証券保有者に帰属する純資産変動計算書

2021年10月1日から2022年9月30日までの期間

	2022年 千米ドル	2021年 千米ドル
期首純資産	17,759,497	21,281,310
償還可能投資証券保有者に帰属する純資産の増加	3,907	56
投資証券取引:		
償還可能投資証券の発行	165,072,917	145,380,456
償還可能投資証券の買戻	(161,355,288)	(148,904,563)
分配金再投資額	40,638	2,238
投資証券取引による純資産の増加／(減少)	3,758,267	(3,521,869)
期末純資産	21,521,671	17,759,497

ICSブラックロック・ICS・USトレジャリー・ファンド

貸借対照表

2022年9月30日現在

	2022年 千米ドル	2021年 千米ドル
流動資産		
現金	859,380	1,055,979
未収金	4,985	1,045
損益を通じて公正価値で測定する金融資産	20,755,918	17,908,428
流動資産合計	21,620,283	18,965,452
流動負債		
未払金	98,612	1,205,955
流動負債合計	98,612	1,205,955
償還可能投資証券保有者に帰属する純資産	21,521,671	17,759,497

ICSブラックロック・ICS・USトレジャリー・ファンド

投資有価証券明細表 2022年9月30日現在

保有高	通貨	銘柄	公正価値 (千米ドル)	純資産比率 (%)
債券				
国債(2021年9月30日:34.78%)				
米国(2021年9月30日:34.78%)				
229,295,000	USD	US Cash Management Bill, 2.81%, 13/12/2022	228,038	1.06
350,000,000	USD	US Cash Management Bill, 3.00%, 27/12/2022	347,546	1.62
127,635,000	USD	US Treasury, 2.00%, 30/11/2022	127,856	0.59
43,185,000	USD	US Treasury, 1.63%, 15/12/2022	43,208	0.20
31,465,000	USD	US Treasury, 2.13%, 31/12/2022	31,551	0.15
88,980,000	USD	US Treasury, 0.13%, 31/01/2023	88,527	0.41
15,470,000	USD	US Treasury, 1.50%, 28/02/2023	15,490	0.07
18,880,000	USD	US Treasury, 1.50%, 31/03/2023	18,914	0.09
40,550,000	USD	US Treasury, 2.50%, 31/03/2023	40,816	0.19
25,350,000	USD	US Treasury, 0.13%, 30/04/2023	25,064	0.12
48,145,000	USD	US Treasury, 1.75%, 15/05/2023	48,017	0.22
153,307,600	USD	US Treasury Bill, 1.12%, 06/10/2022	153,293	0.71
273,605,000	USD	US Treasury Bill, 1.23%, 13/10/2022	273,512	1.27
206,260,000	USD	US Treasury Bill, 2.50%, 18/10/2022	206,046	0.96
375,510,000	USD	US Treasury Bill, 2.49%, 20/10/2022	375,072	1.74
6,605,000	USD	US Treasury Bill, 2.62%, 25/10/2022	6,594	0.03
369,445,200	USD	US Treasury Bill, 0.40%, 03/11/2022	369,319	1.72
401,000,000	USD	US Treasury Bill, 2.80%, 08/11/2022	399,883	1.86
2,200,000,000	USD	US Treasury Bill, 2.93%, 15/11/2022	2,192,325	10.19
500,000,000	USD	US Treasury Bill, 3.00%, 22/11/2022	497,924	2.31
148,235,000	USD	US Treasury Bill, 2.90%, 01/12/2022	147,535	0.69
12,740,000	USD	US Treasury Bill, 3.18%, 15/12/2022	12,659	0.06
370,625,000	USD	US Treasury Bill, 2.41%, 29/12/2022	368,491	1.71
250,000,000	USD	US Treasury Bill, 2.53%, 05/01/2023	248,368	1.15
250,000,000	USD	US Treasury Bill, 2.72%, 12/01/2023	248,117	1.15
80,895,000	USD	US Treasury Bill, 0.63%, 26/01/2023	80,732	0.38
309,250,000	USD	US Treasury Bill, 1.14%, 23/02/2023	307,862	1.43
50,000,000	USD	US Treasury Bill, 3.30%, 02/03/2023	49,323	0.23
1,161,740,000	USD	US Treasury Bill, 3.53%, 16/03/2023	1,143,402	5.31
200,000,000	USD	US Treasury Bill, 1.62%, 23/03/2023	198,490	0.92
404,385,000	USD	US Treasury Bill, 2.15%, 18/05/2023	399,030	1.85
3,000,000	USD	US Treasury Bill, 3.47%, 10/08/2023	2,913	0.01
		米国合計	8,695,917	40.40
		国債に対する投資合計	8,695,917	40.40
		債券に対する投資合計	8,695,917	40.40

保有高	通貨	取引相手	金利	期日	公正価値 (千米ドル)	純資産比率 (%)
リバースレポ取引¹ (2021年9月30日:66.06%)						
米国(2021年9月30日:66.06%)						
996,000,000	USD	Barclays Capital, Inc.	2.98%	03/10/2022	996,000	4.63
2,300,000,000	USD	BNP Paribas SA	2.96%	03/10/2022	2,300,000	10.69
100,000,000	USD	BNP Paribas SA	2.96%	03/10/2022	100,000	0.46
1,050,000,000	USD	BofA Securities, Inc.	2.95%	03/10/2022	1,050,000	4.88
109,000,000	USD	BofA Securities, Inc.	2.95%	03/10/2022	109,000	0.51
1,150,000,000	USD	Citigroup Global Markets, Inc.	2.98%	03/10/2022	1,150,000	5.34
95,000,000	USD	Citigroup Global Markets, Inc.	2.98%	03/10/2022	95,000	0.44
75,000,000	USD	Credit Agricole Corporate and Investment Bank	2.97%	03/10/2022	75,000	0.35
40,000,000	USD	Credit Agricole Corporate and Investment Bank	2.97%	03/10/2022	40,000	0.19
1,690,000,000	USD	Credit Suisse AG	2.97%	03/10/2022	1,690,000	7.85
840,416,661	USD	Fixed Income Clearing Corp. JPM	2.98%	03/10/2022	840,417	3.90
481,004,902	USD	Fixed Income Clearing Corp. JPM	2.98%	03/10/2022	481,005	2.23
298,602,574	USD	Fixed Income Clearing Corp. JPM	2.98%	03/10/2022	298,603	1.39
288,602,941	USD	Fixed Income Clearing Corp. JPM	2.98%	03/10/2022	288,603	1.34
241,272,059	USD	Fixed Income Clearing Corp. JPM	2.98%	03/10/2022	241,272	1.12
121,833,333	USD	Fixed Income Clearing Corp. JPM	2.98%	03/10/2022	121,833	0.57
109,310,056	USD	Fixed Income Clearing Corp. JPM	2.98%	03/10/2022	109,310	0.51
66,666,667	USD	Fixed Income Clearing Corp. JPM	2.98%	03/10/2022	66,667	0.31
60,313,168	USD	Fixed Income Clearing Corp. JPM	2.98%	03/10/2022	60,313	0.28
47,078,284	USD	Fixed Income Clearing Corp. JPM	2.98%	03/10/2022	47,078	0.22
40,137,964	USD	Fixed Income Clearing Corp. JPM	2.98%	03/10/2022	40,138	0.19
4,761,887	USD	Fixed Income Clearing Corp. JPM	2.98%	03/10/2022	4,762	0.02
955,000,000	USD	Societe Generale SA	2.97%	03/10/2022	955,000	4.44
900,000,000	USD	TD Securities (USA) LLC	2.97%	03/10/2022	900,000	4.18
米国合計					12,060,001	56.04
リバースレポ取引に対する投資合計					12,060,001	56.04
損益を通じて公正価値で測定する金融資産合計					20,755,918	96.44
現金					859,380	3.99
その他の資産および負債					(93,627)	(0.43)
償還可能投資証券保有者に帰属する純資産					21,521,671	100.00
資産合計額の内訳						資産合計に 対する割合 (%)
公認の証券取引所に上場されている譲渡可能な有価証券合計						2.03
その他の規制市場で取引されている譲渡可能な有価証券						93.97
その他の資産						4.00
資産合計						100.00

¹ 担保として保有する有価証券は12,153,051,000米ドルであった。