



ブラックロック・アメリカ大陸ロング・ショート・ファンド(ダイワ投資一任専用)

当ファンドの仕組みは次の通りです。

商品分類	追加型投信/海外/株式/特殊型(ロング・ショート型)	
信託期間	無期限(2016年9月26日設定)	
決算日	6月15日(ただし休業日の場合は翌営業日)	
運用方針	アメリカズ・ロングショート・マザーファンド受益証券への投資を通じて、主としてアメリカ大陸株式(米国、カナダおよびラテンアメリカ諸国の株式)等を投資対象として、ロングショート(買い建て・売り建て)ポジションを構築することにより、市場動向に左右されない投資収益の達成を目標に運用を行いません。	
主要運用対象	子投資信託	【ブラックロック・アメリカ大陸ロング・ショート・ファンド(ダイワ投資一任専用)】 アメリカズ・ロングショート・マザーファンド(以下「マザーファンド」といいます。)受益証券を主要投資対象とします。
	親投資信託	【アメリカズ・ロングショート・マザーファンド】 「ブラックロック・ストラテジック・ファンズ(ルクセンブルグ籍投資法人)ブラックロック・アメリカズ・ダイバーシファイド・エクイティ・アブソルート・リターン・ファンド クラスX投資証券」(主要投資対象ファンド)および「インスティテューショナル・キャッシュ・シリーズplc(アイルランド籍投資法人)ブラックロック・ICS・USトレジャリー・ファンド エーゼンシークラス投資証券」を投資対象ファンドとします。
組入制限	①投資信託証券および短期金融商品(短期運用の有価証券を含みます。)以外への直接投資は行いません。 ②投資信託証券への実質投資割合には制限を設けません。 ③外貨建資産への実質投資割合には制限を設けません。	
分配方針	毎年6月15日(休業日の場合は翌営業日)に決算を行ない、以下の収益分配方針に基づいて収益の分配を行いません。 ■経費控除後の繰越分を含めた利子・配当等収益および売買損益(繰越欠損補填後、評価損益を含みます。)等の全額を分配対象額の範囲として分配を行いません。 ■分配金額は、委託会社が基準価額水準、市況動向等を勘案して決定します。 ■留保益の運用については特に制限を設けず、委託会社の判断に基づき、元本部分と同一の運用を行いません。 ※基準価額水準、市況動向等によっては分配を行わないことがあります。将来の分配金の支払いおよびその金額について保証するものではありません。	

第7期 運用報告書(全体版)

(決算日:2023年6月15日)

平素は格別のご愛顧を賜り厚く御礼申し上げます。

さて、当ファンドは上記の通り決算を行ないましたので、

期中の運用状況と収益分配金をご報告申し上げます。

今後とも引き続きお引き立て賜りますようお願い申し上げます。

お願い申し上げます。

ブラックロック・ジャパン株式会社

〒100-8217 東京都千代田区丸の内一丁目8番3号

丸の内トラストタワー本館

運用報告書に関するお問合わせ先

電話番号:03-6703-4300

(受付時間 営業日の9:00~17:00)

ホームページアドレス

www.blackrock.com/jp/

※ 「ブラックロック・アメリカ大陸ロング・ショート・ファンド(ダイワ投資一任専用)」が組入れている親投資信託の決算は、年1回(6月20日)です。よって直前の計算期間(決算)である2022年6月20日現在の内容を記載しております。

CONTENTS
子投資信託(決算日:2023年6月15日) 「ブラックロック・アメリカ大陸ロング・ショート・ファンド(ダイワ投資一任専用)」
◇ 基準価額の推移
◇ 運用担当者コメント
◇ ファンド状況
◇ 資産状況
親投資信託(決算日:2022年6月20日※) 「アメリカズ・ロングショート・マザーファンド」
◇ 基準価額の推移
◇ 運用担当者コメント
◇ ファンド状況
◇ 運用内容
◇ 資産状況
◇ 参考情報

◇基準価額の推移

■最近5期の運用実績

決算期	基準価額			投資信託証券組入比率	純資産
	(分配落)	税込分配金	期中騰落率		
3期(2019年6月17日)	円 10,402	円 0	% △3.1	% 99.4	百万円 616
4期(2020年6月15日)	10,391	0	△0.1	97.0	933
5期(2021年6月15日)	9,902	0	△4.7	100.2	1,179
6期(2022年6月15日)	10,465	0	5.7	98.1	2,089
7期(2023年6月15日)	10,444	0	△0.2	100.1	3,198

(注1) 基準価額は1万口当り。

(注2) 当ファンドは親投資信託を組入れますので、「投資信託証券組入比率」は、実質組入比率を記載しています。

(注3) 純資産総額の単位未満は切捨て。ただし、単位未満の場合は小数で記載。

(注4) 当ファンドは、特定のベンチマークを設定しそれを上回る運用を目指したものではありません。したがって当ファンドはベンチマークを設定しておりません。

■当期中の基準価額と市況の推移

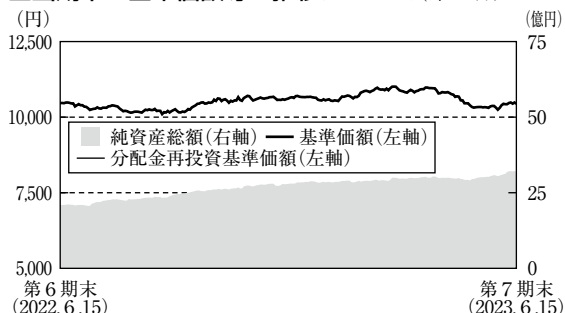
年 月 日	基準価額	騰落率		投資信託証券組入比率
		騰落率	騰落率	
(期首) 2022年6月15日	円 10,465	% -	% -	% 98.1
6月末	10,395	△0.7		98.9
7月末	10,351	△1.1		96.2
8月末	10,214	△2.4		99.5
9月末	10,390	△0.7		98.8
10月末	10,515	0.5		100.3
11月末	10,661	1.9		93.5
12月末	10,674	2.0		93.9
2023年1月末	10,695	2.2		97.5
2月末	10,910	4.3		102.9
3月末	10,925	4.4		96.3
4月末	10,677	2.0		99.2
5月末	10,316	△1.4		102.3
(期末) 2023年6月15日	10,444	△0.2		100.1

(注1) 基準価額は1万口当り。騰落率は期首比。

(注2) 当ファンドは親投資信託を組入れますので、「投資信託証券組入比率」は、実質組入比率を記載しています。

(注3) 当ファンドは、特定のベンチマークを設定しそれを上回る運用を目指したものではありません。したがって当ファンドはベンチマークを設定しておりません。

■当期中の基準価額等の推移について(第7期:2022年6月16日～2023年6月15日)



第7期首：10,465円

第7期末：10,444円(既払分配金0円)

騰落率：-0.2%(分配金再投資ベース)

*分配金再投資基準価額は、収益分配金(税込み)を分配時に再投資したものとみなして計算したもので、ファンド運用の実質的なパフォーマンスを示すものです。

*分配金を再投資するかどうかについてはお客様がご利用のコースにより異なります。また、ファンドの購入価額により課税条件も異なります。従って、各個人のお客様の損益の状況を示すものではありません。

*分配金再投資基準価額は、前期末の基準価額に合わせて指数化しています。

◇運用担当者コメント

投資環境について

<北米・ラテンアメリカ株式市場>

当期(2022年6月16日から2023年6月15日)において、北米株式市場はインフレやFRB(米連邦準備制度理事会)のインフレ対応策としての金融引き締め等の影響を受けた。2022年中はFRB関係者のタカ派的な発言は市場参加者のリスクテイク姿勢の重石となりました。しかし、FRB関係者からハト派的な発言が出ると市場参加者は急速にリスクテイク姿勢を強め株式市場は急速な反発を示しました。また实体经济への影響という観点でもFRBの動向が焦点となりました。特に2022年末に向けてはFRBの金融引き締めの結果としての米経済の減速懸念が意識され、2023年3月には金融引き締めの副作用としてシリコンバレーバンクなどの米国の地銀が破

綻するなどしたことも投資家のリスクテイク姿勢の重石となりました。5月以降は生成AI関連への注目が強まり、関連する銘柄とそれ以外の銘柄群とで株価の動向が二極化しました。その後、6月に入り債務上限問題が解消するとともに株価の二極化は修正され、生成AIや半導体以外の銘柄群にも買いが広がる環境となりました。このように当期の株式市場はマクロ面の動向に加え、生成AIへの期待など様々な影響を受けました。

<米国債券市場>

当期、米国でのインフレ進展そしてFRBによる過去に例のないペースでの利上げにより、米短中期国債の利回りは、大幅に上昇しました。

ポートフォリオについて

<当ファンド>

期を通じて、当ファンドではアメリカズ・ロング・ショート・マザーファンド受益証券への投資を通じて、実質的な主要投資対象ファンドである「BSFブラックロック・アメリカズ・ダイバーシファイド・エクイティ・アブソルート・リターン・ファンド」を高位に、実質的な副次的投資対象ファンドである「ICSブラックロック・ICS・USTレジャーリー・ファンド」を低位に組み入れた運用を行ないました。

アメリカズ・ロング・ショート・マザーファンドの各投資対象ファンドにおける市場別戦略運用経過およびパフォーマンス要因は以下の通りです。

<BSFブラックロック・アメリカズ・ダイバーシファイド・エクイティ・アブソルート・リターン・ファンド>

当ファンドにおいては、アメリカ大陸株式(米国、カナダおよびラテンアメリカ諸国の株式)等を投資対象として、ロング・ショート(買い建て・売り建て)ポジションを構築することにより、市場動向に左右されない投資収益の達成を目標に運用を行ないました。

当期末時点で、当ファンドは、相関性の低い3つの市場別戦略(「米国大型」、「米国小型」、「米国短中期」)に分散投資をしています。当期のパフォーマンスは、「米国大型」、「米国小型」がプラス寄与した一方で、「米国短中期」がマイナス寄与し、ファンド全体ではプラスのリターンとなりました。

当期においては米国のインフレ進行やそれに対するFRBの対応策などのマクロ面の影響が市場参加者のリスクテイク姿勢に影響を与えました。金融引き締め副作用としてシリコンバレーバンクなどの米地銀が破綻すると市場参加者は急速にリスク回避的になるなど、リスクテイク姿勢の変化が大きくなりました。個別銘柄レベルでは先行き不透明感が高まる場面では業績期待に基づく個別銘柄精査が強まる面もあり、このような環境においては多種多様な視点で銘柄を評価する、つまり個別銘柄の評価の観点の分散が、ある程度の有効性を発揮しました。

「米国大型」では主として「センチメント」、「ファンダメンタルズ」が有効性を発揮し、パフォーマンスにプラス寄与しました。ファンダメンタルズでは、バリュエーション関連、財務や企業体質に着目した投資アイデアなどがプラス寄与しました。バリュエーション関連では研究開発費対比のバリュエーションに着目した投資アイデアなどがプラス寄与しました。財務や企業体質に着目した投資アイデアでは外部借入比率や従業員満足度に着目した投資アイデアなどがプラス寄与しました。センチメントでは、当ファンドが注力しているビッグデータや、人工知能の一種である機械学習を活用した投資アイデアがプラス寄与しました。

「米国小型」でも主に「ファンダメンタルズ」、「センチメント」がパフォーマンスにプラス寄与しました。「ファンダメンタルズ」では、主に外部借入比率やバランスシートが急速に拡大していないか否かなど財務面に着目した投資アイデアなどがプラス寄与しました。「センチメント」では「米国大型」同様にビッグデータや、機械学習を活用した投資アイデアがプラス寄与しました。具体的には、経営陣のセンチメ

ントやインターネット検索動向に着目する投資アイデアなどがプラス寄与しました。

「米国短中期」では株価の反発や足元の経済環境の変化に対応した投資アイデア中心にマイナス寄与しました。株価の反発に着目した投資アイデアでは、個別銘柄の株価の平均回帰やニュースへの反応後の株価の戻り等に着目した投資アイデアがマイナス寄与しました。足元の経済環境の変化に着目した投資アイデアでは、ある企業が供給網の混乱や人件費の上昇に直面しているかなどの点に着目した投資アイデアなどがマイナス寄与しました。また個人投資家の空売り動向に着目した投資アイデアなどもマイナス寄与しました。

当期末時点におけるポートフォリオの市場別の戦略配分は、米国大型に約39%、米国小型に約33%、米国短中期に約28%の配分割合となりました。

<ICS ブラックロック・ICS・USTレジャー・ファンド>

主に、米国短中期国債、米国政府によって発行されるその他債務権および現先取引に投資することで、流動性と元本の安定性を確保しつつ、安定的なインカム水準を追求した運用を行ないました。

基準価額の主な変動要因

当ファンドの基準価額の期中騰落率は-0.2%となりました。

当期、アメリカズ・ロングショート・マザーファンドは上昇しましたが、当ファンドにおいて信託報酬等コスト負担が発生することなどから前期末比で若干下落しました。

■組入ファンドの当期間中の騰落率

組入ファンド	騰落率
アメリカズ・ロングショート・マザーファンド	1.8%

ベンチマークとの差異について

当ファンドは、特定のベンチマークを設定しそれを上回る運用を目指したものではありません。した

がって当ファンドはベンチマークを設定しておりません。また、参考指数についても設定しておりません。

分配金について

今期の収益分配につきましては、見送りとさせていただきます。留保益の運用につきましては、運用の基本方針に基づき運用を行ないます。

■分配原資の内訳(1万口当り)

項目	当期 2022年6月16日 ～2023年6月15日
当期分配金(税込み)	-円
対基準価額比率	-%
当期の収益	-円
当期の収益以外	-
翌期繰越分配対象額	487

(注1) 「当期の収益」は「経費控除後の配当等収益」および「経費控除後の有価証券売買等損益」から分配に充当した金額です。

また、「当期の収益以外」は「収益調整金」および「分配準備積立金」から分配に充当した金額です。

(注2) 円未満は切り捨てており、当期の収益と当期の収益以外の合計が当期分配金(税込み)に合致しない場合があります。

(注3) 当期分配金の対基準価額比率は当期分配金(税込み)の期末基準価額(分配金込み)に対する比率で、ファンドの収益率とは異なります。

今後の運用方針について

<当ファンド>

引き続き、当ファンドではアメリカズ・ロング・ショート・マザーファンド受益証券への投資を通じて、主として米国、カナダおよびラテンアメリカ諸国の株式および株式関連の派生商品等に投資し、ロング・ショート(買い建て・売り建て)ポジションを構築する「BSFブラックロック・アメリカズ・ダイバーシファイド・エクイティ・アブソルート・リターン・ファンド」を実質的な主要投資対象ファンドとします。副次的な投資対象として、米国の短中期国債等に投資する「ICS ブラックロック・ICS・USTレジャー・ファンド」にも投資を行ないます。通常、実質的な主要投資対象ファンドへの投資割合を高位

に保ちます。

アメリカズ・ロング・ショート・マザーファンドの各投資対象ファンドにおける今後の運用方針は以下の通りです。

<BSFブラックロック・アメリカズ・ダイバーシファイド・エクイティ・アブソルート・リターン・ファンド>

今後の見通しとしては、金融政策の動向よりも投資や消費トレンドの変化の有無が注目点となると想定します。FRBの金融政策に関しては今後の利上げ回数や金利水準が概ね見えてきている中で、今後の利上げがもたらす経済や株式市場へのインパクトは限定的と考えます。一方で、消費トレンドの変化や投資の増加が注目点となると想定します。特に経済再開の過程において空運や旅行などのサービス業関連の需要の急速な回復がサービス業におけるインフレの要因の一つでした。しかし2023年の夏以降にこのサービス需要が継続するかどうか、一方でサービスから財へと消費トレンドが戻るのかが今後の経済並びに銘柄選択にとって重要な要素となると想定します。仮にサービスから財へと消費トレンドが戻る場合には、インフレの鈍化が更に進展し投資も回復することで幅広い業種や企業において業績の伸びが想定され、株式市場には追い風になると想定します。このように様々な要素が複雑に絡み合う環境に対応できるよう、着眼点を分散させた様々な投資アイデアを活用し、ロング・ショート戦略を実行する方針です。

<ICS ブラックロック・ICS・USTレジャー・ファンド>

主に、米国短中期国債、米国政府によって発行されるその他債務権および現先取引に投資することで、流動性と元本の安定性を確保しつつ、安定的なインカム水準を追求した運用を行なう方針です。

◇ファンド状況

■ 1万口当りの費用明細

項目	第7期		項目の概要
	(2022.6.16～2023.6.15)		
	金額	比率	
(a) 信託報酬	円 200	% 1.901	信託報酬 = 期中の平均基準価額 × 信託報酬率 期中の平均基準価額は10,538円です。
(投信会社)	(185)	(1.760)	投信会社分は、委託した資金の運用の対価
(販売会社)	(12)	(0.110)	販売会社分は、交付運用報告書等各種書類の送付、口座内での各ファンドの管理、購入後の情報提供等の対価
(受託銀行)	(3)	(0.031)	受託銀行分は、運用財産の管理、投信会社からの指図の実行の対価
(b) 売買委託手数料	-	-	売買委託手数料 = 期中の売買委託手数料 / 期中の平均受益権口数 売買委託手数料は、有価証券等の売買の際、売買仲介人に支払う手数料
(c) 有価証券取引税	-	-	有価証券取引税 = 期中の有価証券取引税 / 期中の平均受益権口数 有価証券取引税は、有価証券の取引の都度発生する取引に関する税金
(d) その他費用	12	0.114	その他費用 = 期中のその他費用 / 期中の平均受益権口数
(保管費用)	(0)	(0.001)	保管費用は、海外における保管銀行等に支払う有価証券等の保管および資金の送金・資産の移転等に要する費用
(印刷費用・監査費用等)	(12)	(0.110)	目論見書および運用報告書の作成・印刷費用、監査法人等に支払うファンドの監査に係る費用等の諸費用
(その他)	(0)	(0.003)	信託事務の処理等に要するその他諸費用
合計	212	2.015	

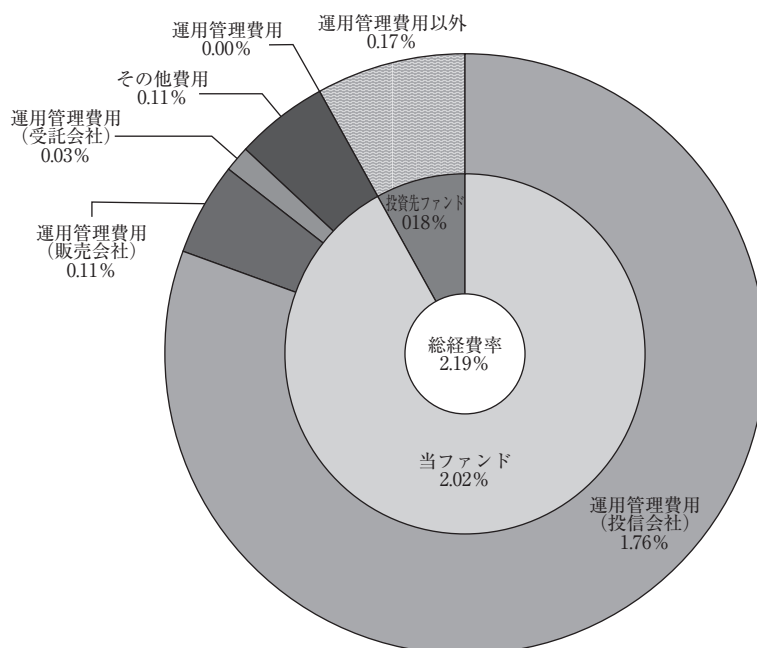
(注1) 期中の費用(消費税のかかるものは消費税を含む)は追加、解約によって受益権口数に変動があるため、項目の概要の簡便法により算出した結果です。なお、売買委託手数料、有価証券取引税およびその他費用は、このファンドが組入れているマザーファンドが支払った金額のうち、このファンドに対応するものを含みます。

(注2) 金額欄は各項目ごとに円未満は四捨五入してあります。

(注3) 比率欄は「1万口当りのそれぞれの費用金額」を期中の平均基準価額で除して100を乗じたものです。

(参考情報)

■総経費率



※当期中の運用・管理にかかった費用の総額を期中の平均受益権口数に期中の平均基準価額(1口当たり)を乗じた数で除した総経費率(年率)は2.19%です。

総経費率(①+②+③)	2.19%
①当ファンドの費用の比率	2.02%
②投資先ファンドの運用管理費用の比率	0.00%
③投資先ファンドの運用管理費用以外の比率	0.17%

(注1) ①の費用は、1万口当たりの費用明細において用いた簡便法により算出したものです。

(注2) 各費用は、原則として、募集手数料、売買委託手数料及び有価証券取引税を含みません。

(注3) 各比率は、年率換算した値です。

(注4) 投資先ファンドとは、当ファンドが組入れている投資信託証券(マザーファンドを除く。)です。

(注5) ①の費用は、マザーファンドが支払った費用を含み、投資先ファンドが支払った費用を含みません。

(注6) ①の費用と②③の費用は、計上された期間が異なる場合があります。

(注7) 上記の前提条件で算出したものです。このため、これらの値はあくまでも参考であり、実際に発生した費用の比率と異なります。

■親投資信託受益証券の設定、解約状況(2022年6月16日から2023年6月15日まで)

	設 定		解 約	
	口 数	金 額	口 数	金 額
アメリカズ・ロングショート・マザーファンド	千口 1,199,100	千円 1,660,006	千口 420,980	千円 590,677

(注) 単位未満は切捨て。

■親投資信託の株式売買金額の平均組入株式時価総額に対する割合(2022年6月16日から2023年6月15日まで)

当期における株式の売買はありません。

■利害関係人との取引状況(2022年6月16日から2023年6月15日まで)

上記期間における利害関係人との取引はありません。

(注) 利害関係人とは、投資信託及び投資法人に関する法律第11条第1項に規定される利害関係人です。

■組入資産の明細

親投資信託残高

銘	柄	期首(前期末)	当 期 末	
		口 数	口 数	評 価 額
アメリカズ・ロングショート・マザーファンド		千口 1,538,447	千口 2,316,567	千円 3,227,905

(注1) 単位未満は切捨て。

(注2) 親投資信託の受益権総口数は2,316,567千口です。

■アメリカズ・ロングショート・マザーファンド組入資産の明細(2023年6月15日現在)

下記は、アメリカズ・ロングショート・マザーファンド(2,316,567千口)の内容です。

フ ァ ン ド 名	当 期			末
	口 数	評 価 額		比 率
		外貨建金額	邦貨換算金額	
ICS ブラックロック・ICS・USトレジャリー・ファンド	千口 18	千米・ドル 2,072	百万円 290	% 9.0
BSF ブラックロック・アメリカズ・ダイバーシファイド・ エクイティ・アプソルート・リターン・ファンド	111	20,728	2,910	90.2
合 計	130	-	3,201	99.2

(注1) 比率欄は、期末の純資産総額に対する評価額の比率です。

(注2) 評価額の単位未満は切捨て。

◇資産状況

■投資信託財産の構成

2023年6月15日現在

項 目	当 期 末	
	評 価 額	比 率
アメリカズ・ロングショート・マザーファンド	千円 3,227,905	% 99.5
コーラル・ローン等、その他	15,559	0.5
投資信託財産総額	3,243,465	100.0

(注1) アメリカズ・ロングショート・マザーファンドにおいて、当期末における外貨建資産(3,201,049千円)の投資信託財産総額(3,266,782千円)に対する比率は、98.0%です。

(注2) 外貨建資産は、期末の時価をわが国の対顧客電信売買相場の仲値により邦貨換算したものです。換算レートは、1米・ドル=140.39円です。

(注3) 評価額の単位未満は切捨て。

■資産、負債、元本および基準価額の状況

2023年6月15日現在

項 目	当 期 末
(A) 資 産	3,243,465,638円
アメリカズ・ロングショート・マザーファンド(評価額)	3,227,905,780
未 収 入 金	15,559,858
(B) 負 債	45,110,027
未 払 解 約 金	15,559,858
未 払 信 託 報 酬	27,933,694
そ の 他 未 払 費 用	1,616,475
(C) 純 資 産 総 額(A-B)	3,198,355,611
元 本	3,062,372,435
次 期 繰 越 損 益 金	135,983,176
(D) 受 益 権 総 口 数	3,062,372,435口
1 万 口 当 り 基 準 価 額(C/D)	10,444円

<注記事項>

期首元本額	1,996,268,883円
期中追加設定元本額	1,591,784,659円
期中一部解約元本額	525,681,107円

■当期の分配金

当期の分配金は見送らせていただきました。

(注) 第7期計算期末における、費用控除後の配当等収益(236円)、費用控除及び繰越欠損金補填後の有価証券売買等損益(0円)、収益調整金(有価証券売買等損益相当額)(0円)、収益調整金(その他収益調整金)(124,118,257円)、分配準備積立金(25,170,358円)により、分配対象収益は149,288,851円となりましたが、委託会社が基準価額水準・市況動向等を勘案し、当期は分配を見合わせました。なお留保金につきましては、引き続き元本部分と同一の運用をしていきます。

■損益の状況

自2022年6月16日 至2023年6月15日

項 目	当 期
(A) 有 価 証 券 売 買 損 益	43,926,396円
売 買 損 益	56,748,085
売 買 損	△ 12,821,689
(B) 信 託 報 酬 等	△ 54,177,959
(C) 当 期 損 益 金(A+B)	△ 10,251,563
(D) 前 期 繰 越 損 益 金	25,170,358
(E) 追 加 信 託 差 損 益 金	121,064,381
(配 当 等 相 当 額)	(124,118,245)
(売 買 損 益 相 当 額)	(△ 3,053,864)
(F) 合 計(C+D+E)	135,983,176
次 期 繰 越 損 益 金(F)	135,983,176
追 加 信 託 差 損 益 金	121,064,381
(配 当 等 相 当 額)	(124,118,257)
(売 買 損 益 相 当 額)	(△ 3,053,876)
分 配 準 備 積 立 金	25,170,594
繰 越 損 益 金	△ 10,251,799

(注1) 損益の状況の中で有価証券売買損益は、期末の評価換えによるものを含みます。

(注2) 損益の状況の中の信託報酬等には、信託報酬に対する消費税等相当額を含めて表示しております。

(注3) 損益の状況の中で追加信託差損益金とは追加信託の際、追加代金と元本の差額をいいます。

運用報告書

－第10期－ 決算日 2022年6月20日
 計算期間(2021年6月22日～2022年6月20日)

アメリカズ・ロングショート・マザーファンド

※ 「ブラックロック・アメリカ大陸ロング・ショート・ファンド(ダイワ投資一任専用)」が組入れている親投資信託の決算日は年1回(6月20日)です。よって当親投資信託の運用状況につきましては、直前の計算期間(決算)である2022年6月20日現在の内容を記載いたしております。

当ファンドの仕組みは次の通りです。

決 算 日	6月20日(原則)
運 用 方 針	主として米国、カナダおよびラテンアメリカ諸国の株式および株式関連の派生商品等に投資し、ロングショート(売建および買建)ポジションを構築することにより市場動向に左右されない投資収益を追求する投資信託証券に投資を行ないます。副次的な投資対象として、短期債券等に投資する投資信託証券にも投資を行ないます。投資信託証券には、国内投資信託または外国投資信託の受益証券、投資証券、または外国投資証券が含まれます。
主 要 運 用 対 象	「ブラックロック・ストラテジック・ファンズ(ルクセンブルグ籍投資法人)ブラックロック・アメリカズ・ダイバーシファイド・エクイティ・アブソルート・リターン・ファンド クラスX投資証券」(主要投資対象ファンド)および「インスティテューショナル・キャッシュ・シリーズplc(アイルランド籍投資法人)ブラックロック・I C S・U Sトレジャリー・ファンド エージェンシークラス投資証券」を投資対象ファンドとします。
組 入 制 限	①投資信託証券および短期金融商品(短期運用の有価証券を含みます。)以外への直接投資は行ないません。 ②投資信託証券への投資割合には制限を設けません。 ③外貨建資産への投資割合には制限を設けません。

◇基準価額の推移

■最近5期の運用実績

決算期	基準価額		投資信託証券 組入比率	純資産
	円	騰落率		
6期(2018年6月20日)	12,992	8.3%	98.7%	1,311百万円
7期(2019年6月20日)	12,838	△1.2	98.2	1,314
8期(2020年6月22日)	13,051	1.7	96.6	1,451
9期(2021年6月21日)	12,623	△3.3	100.2	1,616
10期(2022年6月20日)	13,712	8.6	97.8	2,497

(注1) 基準価額は1万口当り。

(注2) 純資産総額の単位未満は切捨て。

(注3) 当ファンドは、特定のベンチマークを設定しそれを上回る運用を目指したものではありません。したがって当ファンドはベンチマークを設定していません。

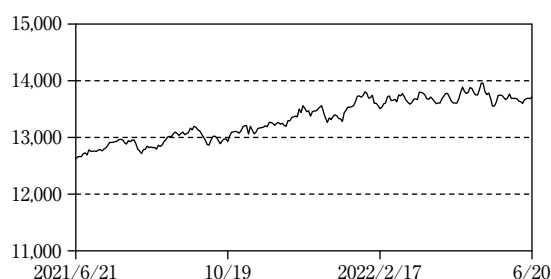
■当期中の基準価額と市況の推移

年月日	基準価額		投資信託証券 組入比率
	円	騰落率	
(期首) 2021年6月21日	12,623	-	100.2%
6月末	12,780	1.2	99.2
7月末	12,883	2.1	98.1
8月末	12,964	2.7	98.7
9月末	13,003	3.0	99.5
10月末	13,185	4.5	98.0
11月末	13,232	4.8	97.7
12月末	13,561	7.4	99.9
2022年1月末	13,727	8.7	96.7
2月末	13,650	8.1	97.2
3月末	13,680	8.4	96.9
4月末	13,880	10.0	100.5
5月末	13,668	8.3	95.2
(期末) 2022年6月20日	13,712	8.6	97.8

(注1) 基準価額は1万口当り。騰落率は期首比。

(注2) 当ファンドは、特定のベンチマークを設定しそれを上回る運用を目指したものではありません。したがって当ファンドはベンチマークを設定していません。

■当期中の基準価額等の推移について(第10期:2021年6月22日～2022年6月20日)



◇運用担当者コメント

通期では、当ファンドの基準価額は8.6%上昇しました。

上半期(2021年6月22日から2021年12月20日まで)投資環境について

<北米・ラテンアメリカ株式市場>

当上半期(2021年6月22日から2021年12月20日)において、北米株式市場は上昇基調を維持しました。当上半期の株式市場は、マクロ面や個別銘柄面で様々な動きがありました。マクロ面では各種統計発表後の実体経済の判断が変化し、それに伴いFRB(米連邦準備制度理事会)の金融政策の見方が変化しました。特にパウエル議長の発言前には様子見基調が強まり、発言後はある程度先行き不透明感が払しょくされリスクテイク姿勢が回復するなど市場参加者のリスクテイク姿勢の変動が大きくなりました。またマクロ統計が鈍化すると過度なインフレ懸念となり、市場参加者のリスクテイク姿勢を下支えする場面もありました。実体経済面では夏ごろにはデルタ株が懸念され、上半期末にかけてはオミクロン株が懸念材料になるなど、新型コロナウイルスの動向は引き続き市場に影響を与え続けました。個別銘柄選択では上記のような市場参加者のリスクテイク姿勢の変化の影響が強まりました。先行き不透明感が高まった際には、バリュエーション度外視で業績確信度の高い銘柄に集中する場面もありましたが、金利上昇とともに緩和するなど様々な動きがありました。

<米国債券市場>

新型コロナウイルスの変異株の世界的な感染拡大

が市場センチメントの重石となる中、経済成長の先行き不透明感などを材料に、長期債利回りが若干低下した一方で、インフレ圧力を背景にFRBの早期引き締め観測が高まったことなどを背景に、短期債利回りは大きく上昇しました。

ポートフォリオについて

上半期を通じて、実質的な主要投資対象ファンドである「BSFブラックロック・アメリカズ・ダイバーシファイド・エクイティ・アブソルート・リターン・ファンド」を高位に、実質的な副次的投資対象ファンドである「ICS ブラックロック・ICS・USTレジャーリー・ファンド」を低位に組み入れた運用を行いました。

各投資対象ファンドにおける運用経過およびパフォーマンス要因は以下の通りです。

<BSFブラックロック・アメリカズ・ダイバーシファイド・エクイティ・アブソルート・リターン・ファンド>

当ファンドにおいては、アメリカ大陸株式(米国、カナダおよびラテンアメリカ諸国の株式)等を投資対象として、ロングショート(買い建て・売り建て)ポジションを構築することにより、市場動向に左右されない投資収益の達成を目標に運用を行いました。

当ファンドは、相関性の低い3つの市場別戦略(「米国大型」、「米国小型」、「米国短中期」)を分散投資の対象としています。

当上半期のパフォーマンスは、当ファンドを構成する3つの市場別戦略が全てプラス寄与しました。中でも「米国大型」、「米国小型」のプラス寄与が大きく、ファンド全体でプラスのリターンとなりました。

当上半期においては、金融政策、新型コロナウイルスの変異株、そしてインフレ動向の見通しの変化など多くの要素が変動し、これらの変動が株式市場参加者のセンチメントや銘柄選択トレンドに大きな影響を与えました。そのため、多種多様な視点で銘柄を評価する、言い換えると個別銘柄の評価の観点の分散が有効性を発揮しました。

「米国大型」では主として「センチメント」が有効性を発揮し、パフォーマンスにプラス寄与しました。センチメントでは、当ファンドが注力しているビッグデータや、人工知能の一種である機械学習を活用した投資アイデアがプラス寄与しました。具体的には、決算発表時の経営陣の発言内容を機械学習により分析し経営陣のセンチメントを評価する投資アイ

ディアや、スマホアプリの利用状況に着目した投資アイデアなどがプラス寄与しました。また「ファンダメンタルズ」に含まれるESG関連の投資アイデアもプラス寄与しました。具体的には、二酸化炭素を含む地球温暖化ガスの排出量の推移に着目した投資アイデアなどがプラス寄与しました。

「米国小型」では「ファンダメンタルズ」と「センチメント」が同程度にパフォーマンスにプラス寄与しました。「ファンダメンタルズ」では、研究開発費対比のバリュエーションに着目した投資アイデアや、利益率に着目したもの、そして従業員に提供されている福利厚生に着目したもの等、バリュエーションだけでなく企業業績など様々な観点で銘柄を評価することが有効性を発揮しプラス寄与しました。「センチメント」では「米国大型」同様にビッグデータや、人工知能の一種である機械学習を活用した投資アイデアがプラス寄与しました。具体的には、「米国大型」で触れたものに加え、アナリストレポートを機械学習で分析する投資アイデアなどがプラス寄与しました。加えて需給面に着目した投資アイデアもプラス寄与し、市場での空売り状況に着目した投資アイデアなどがプラス寄与しました。

当上半期末時点におけるポートフォリオの市場別の戦略配分は、「米国大型」に約39%、「米国小型」に約34%、「米国短中期」に約28%の配分割合となりました。

<ICSインスティテュショナル・USTレジャーリー・ファンド>

主に、米国短中期国債、米国政府によって発行されるその他債務権および現先取引に投資することで、流動性と元本の安定性を確保しつつ、安定的なインカム水準を追求した運用を行いました。

下半期(2021年12月21日から2022年6月20日まで)投資環境について

<北米・ラテンアメリカ株式市場>

当下半期(2021年12月21日から2022年6月20日)において、北米株式市場は調整局面となり下落しました。当下半期の株式市場は、マクロ面の影響が大きい市場環境となりました。特にインフレ動向とFRB(米連邦準備制度理事会)の政策に対する見方の影響を強く受けました。22年初に公表された議事録において市場想定以上のタカ派姿勢が確認されると、FRBによる金融引き締めの可能性が急速に織り込まれ金利が上昇基調となりました。株式市場では金利上昇に反応してバリュエーション調整が強まりました。

た。その後4月に発表された3月CPIが市場予想を下回るとインフレのピークアウト期待が市場で高まる場面があったものの、パウエル議長などのタカ派発言により期待が打ち消されるなど、インフレ、そして金融政策についての先行き不透明感が強い環境となりました。また実体経済面では、ロシアのウクライナ侵攻によるコモディティ価格上昇やインフレ加速懸念、中国のロックダウンによる供給制約懸念などが市場参加者のセンチメントの重石となりました。但し市場環境が落ち着いた場面では、決算や今後の業績期待などに基づく個別銘柄精査が強まる場面もありました。このように当下半期の北米株式市場では様々な要素が考慮される環境となりました。

<米国債券市場>

当下半期、コロナ禍からの経済再開、ウクライナ危機によるコモディティ価格の高騰、中国のロックダウンによるサプライチェーンの混乱などを背景に、FRBの金融政策が金融緩和から金融引き締めへ転換されるなか、米短中期国債の利回りは、大幅に上昇しました。

ポートフォリオについて

下半期を通じて、実質的な主要投資対象ファンドである「BSFブラックロック・アメリカズ・ダイバーシファイド・エクイティ・アブソルート・リターン・ファンド」を高位に、実質的な副次的投資対象ファンドである「ICS ブラックロック・ICS・USTレジャーリー・ファンド」を低位に組み入れた運用を行いました。

各投資対象ファンドにおける運用経過およびパフォーマンス要因は以下の通りです。

<BSFブラックロック・アメリカズ・ダイバーシファイド・エクイティ・アブソルート・リターン・ファンド>

当ファンドにおいては、アメリカ大陸株式(米国、カナダおよびラテンアメリカ諸国の株式)等を投資対象として、ロングショート(買い建て・売り建て)ポジションを構築することにより、市場動向に左右されない投資収益の達成を目標に運用を行いました。

当ファンドは、相関性の低い3つの市場別戦略(「米国大型」、「米国小型」、「米国短中期」)を分散投資の対象としています。

当下半期のパフォーマンスは、当ファンドを構成する3つの市場別戦略が全てプラス寄与しました。

当下半期においては、金融政策、インフレ動向、先

行き経済見通しの変化など多くの要素が変動し、これらの変動が株式市場参加者のセンチメントや銘柄選択トレンドに大きな影響を与えました。そのため、多種多様な視点で銘柄を評価する、つまり個別銘柄の評価の観点の分散が有効性を発揮しました。

「米国大型」では主として「センチメント」が有効性を発揮し、パフォーマンスにプラス寄与しました。センチメントでは、当ファンドが注力しているビッグデータや、人工知能の一種である機械学習を活用した投資アイデアがプラス寄与しました。具体的には、決算発表時の経営陣の発言内容を機械学習により分析し経営陣のセンチメントを評価する投資アイデアや、スマホアプリの利用状況に着目した投資アイデアなどがプラス寄与しました。また需給面に着目する投資アイデアもプラス寄与しました。具体的には、他のヘッジファンドの空売りポジションを参照する投資アイデアなどがプラス寄与しました。

「米国小型」でも「センチメント」がパフォーマンスにプラス寄与しました。「センチメント」では「米国大型」同様にビッグデータや、人工知能の一種である機械学習を活用した投資アイデアがプラス寄与しました。具体的には、「米国大型」で上述したものに加え、インターネット検索動向に着目する投資アイデアなどがプラス寄与しました。

「米国短中期」では足元の経済環境の変化に対応した投資アイデア中心にプラス寄与しました。具体的には、企業が賃金上昇圧力や供給網の混乱に直面しているか否かをテキスト分析を活用して評価する投資アイデアなどがパフォーマンスにプラス寄与しました。

当下半期末時点におけるポートフォリオの市場別の戦略配分は、「米国大型」に約38%、「米国小型」に約33%、「米国短中期」に約29%の配分割合となりました。

<ICS ブラックロック・ICS・USTレジャーリー・ファンド>

主に、米国短中期国債、米国政府によって発行されるその他債務権および現先取引に投資することで、流動性と元本の安定性を確保しつつ、安定的なインカム水準を追求した運用を行いました。

今後の運用方針について

引き続き、主として米国、カナダおよびラテンアメリカ諸国の株式および株式関連の派生商品等に投資し、ロングショート(買い建て・売り建て)ポジション

を構築する「BSFブラックロック・アメリカズ・ダイバーシファイド・エクイティ・アブソルート・リターン・ファンド」を実質的な主要投資対象ファンドとします。副次的な投資対象として、米国の短中期国債等に投資する「ICS ブラックロック・ICS・USTレジャーリー・ファンド」にも投資を行います。通常、実質的な主要投資対象ファンドへの投資割合を高位に保ちます。

各投資対象ファンドにおける今後の運用方針は以下の通りです。

<BSFブラックロック・アメリカズ・ダイバーシファイド・エクイティ・アブソルート・リターン・ファンド>

今後の見通しとしては、引き続き金融政策の動向や、コスト上昇が企業業績に与える影響、個人消費の動向が注目点となると考えます。金融政策に関しては、FRBが6月に今後の経済減速見通しを示したことで、金融引き締めがいつまで継続するのかに注目が集まる可能性があります。一方で企業ファンダメンタルズの観点では、資源価格の動向、サプライチェーンの動向、時給の動向がそれぞれ企業収益に影響を与えるために、引き続き注意が必要です。一方で、CPI統計に示されたように財価格の上昇も一服感がある中で、消費の内容が財からサービスへと変化するのかどうかなど、消費者動向の変化、そして企業業績に変化があるののかも注目点になると想定します。このように様々な要素が複雑に絡み合う環境に対応できるよう、着眼点を分散させた様々な投資アイデアを活用し、ロングショート戦略を実行する方針です。

<ICS ブラックロック・ICS・USTレジャーリー・ファンド>

主に、米国短中期国債、米国政府によって発行されるその他債務権および現先取引に投資することで、流動性と元本の安定性を確保しつつ、安定的なインカム水準を追求した運用を行う方針です。

◇ファンド状況

■1万口当りの費用明細

項目	当期
	円
(a) 売買委託手数料	-
(b) 有価証券取引税	-
(c) その他費用 (保管費用)	1 (0)
(その他)	(0)
合計	1

(注1) 期中の費用(消費税等のかかるものは消費税等を含む)は、追加、解約により受益権口数に変動があるため、下記の簡便法により算出した結果です。

(a) 売買委託手数料=期中の売買委託手数料/期中の平均受益権口数

(b) 有価証券取引税=期中の有価証券取引税/期中の平均受益権口数

(c) その他費用=期中のその他費用/期中の平均受益権口数

(注2) 各項目ごとに円未満は四捨五入してあります。

◇運用内容

■売買及び取引の状況(2021年6月22日から2022年6月20日まで)

投資信託証券

			買 付		売 付	
			口 数	金 額	口 数	金 額
外 国	アメリ カ	B S F ブラックロック・アメリカズ・ダイバーシファイド・ エクイティ・アブソルート・リターン・ファンド(ルクセンブルグ)	23	4,076	13	2,304
		I C S ブラックロック・I C S・U S トレジャリー・ファンド(アイルランド)	3	400	1	160

(注1) 金額は受渡し代金。

(注2) 単位未満は切捨て。ただし、単位未満の場合は小数で記載。

(注3) ()内は、発行国です。

■主要な売買銘柄(2021年6月22日から2022年6月20日まで)

投資信託証券

買 柄	口 数	金 額	売 付		
			銘 柄	口 数	金 額
B S F ブラックロック・アメリカズ・ダイバーシファイド・ エクイティ・アブソルート・リターン・ファンド(ルクセンブルグ)	23	501,540	B S F ブラックロック・アメリカズ・ダイバーシファイド・ エクイティ・アブソルート・リターン・ファンド(ルクセンブルグ)	13	274,826
I C S ブラックロック・I C S・U S トレジャリー・ファンド(アイルランド)	3	47,240	I C S ブラックロック・I C S・U S トレジャリー・ファンド(アイルランド)	1	18,878

(注1) 金額は受渡し代金。

(注2) 単位未満は切捨て。ただし、単位未満の場合は小数で記載。

(注3) ()内は、発行国です。

■組入資産の明細

ファンド・オブ・ファンズが組入れた外貨建ファンドの明細

フ ァ ン ド 名	当 期			比 率
	口 数	評 価 額		
		外 貨 建 金 額	邦 貨 換 算 金 額	
I C S ブラックロック・I C S・U Sトレジャリー・ファンド	15	1,598	216	8.7
B S F ブラックロック・アメリカズ・ダイバーシ ファイド・エクイティ・アブソルート・リターン・ファンド	93	16,465	2,227	89.2
合 計	108	18,064	2,443	97.8

(注1) 邦貨換算金額は期末の時価をわが国の対顧客電信売買相場の仲値により、邦貨換算したものです。

(注2) 比率欄は、期末の純資産総額に対する評価額の比率です。

(注3) 口数、評価額の単位未満は切捨て。

◇資産状況

■投資信託財産の構成

2022年6月20日現在

項 目	当 期 末	
	評 価 額	比 率
	千円	%
投 資 証 券	2,443,266	97.0
コ ー ル ・ ロ ー ン 等 、 そ の 他	74,732	3.0
投 資 信 託 財 産 総 額	2,517,999	100.0

(注1) 当期末における外貨建資産(2,443,266千円)の投資信託財産総額(2,517,999千円)に対する比率は、97.0%です。

(注2) 外貨建資産は、期末の時価をわが国の対顧客電信売買相場の仲値により邦貨換算したものです。換算レートは、1米・ドル=135.25円です。

(注3) 評価額の単位未満は切捨て。

■資産、負債、元本および基準価額の状況

2022年6月20日現在

項 目	当 期 末
(A) 資 産	4,931,828,070円
コ ー ル ・ ロ ー ン 等	74,732,689
投 資 証 券(評価額)	2,443,266,538
未 収 入 金	2,413,828,843
(B) 負 債	2,434,638,565
未 払 金	2,433,766,867
未 払 解 約 金	871,698
(C) 純 資 産 総 額(A-B)	2,497,189,505
元 本	1,821,144,009
次 期 繰 越 損 益 金	676,045,496
(D) 受 益 権 総 口 数	1,821,144,009口
1万口当り基準価額(C/D)	13,712円

<注記事項>

期首元本額	1,280,218,659円
期中追加設定元本額	797,518,870円
期中一部解約元本額	256,593,520円

期末における元本の内訳

サイエンティフィック・エクイティ・ファンド	288,349,756円
ブラックロック・アメリカ大陸ロングショート・ファンド(ダイワ投資一任専用)	1,532,794,253円
合計	1,821,144,009円

■損益の状況

自2021年6月22日 至2022年6月20日

項 目	当 期
(A) 有 価 証 券 売 買 損 益	144,225,229円
売 買 益	679,899,181
売 買 損	△535,673,952
(B) そ の 他 費 用	△ 86,924
(C) 当 期 損 益 金(A+B)	144,138,305
(D) 前 期 繰 越 損 益 金	335,854,171
(E) 解 約 差 損 益 金	△ 85,500,706
(F) 追 加 信 託 差 損 益 金	281,553,726
(G) 合 計(C+D+E+F)	676,045,496
次 期 繰 越 損 益 金(G)	676,045,496

(注1) 損益の状況の中で有価証券売買損益は、期末の評価換えによるものを含みます。

(注2) 損益の状況の中で追加信託差損益金とは追加信託の際、追加代金と元本の差額をいいます。

(注3) 損益の状況の中で解約差損益金とは中途解約の際、解約代金と元本の差額をいいます。

<参考情報>

ブラックロック・ストラテジック・ファンズ
 ブラックロック・アメリカズ・ダイバーシファイド・エクイティ・
 アブソルート・リターン・ファンドの運用状況について
 (計算期間:2021年6月1日～2022年5月31日)

ブラックロック・ストラテジック・ファンズ(ルクセンブルグ籍投資法人)ブラックロック・アメリカズ・ダイバーシファイド・エクイティ・アブソルート・リターン・ファンド(以下B S F ブラックロック・アメリカズ・ダイバーシファイド・エクイティ・アブソルート・リターン・ファンド)はアメリカズ・ロングショート・マザーファンドが投資対象とする外国投資証券で、決算は年1回(毎年5月末日)です。

よって入手可能な直前の計算期間(決算)である2022年5月31日現在の内容をご報告申し上げます。

投資対象ファンドの概要は以下の通りです。

B S F ブラックロック・アメリカズ・ダイバーシファイド・エクイティ・アブソルート・リターン・ファンド	
形態	ルクセンブルグ籍(オープン・エンド型)会社型外国投資証券(米ドル建て)
投資目的および投資態度	ファンドは株式等に投資するロングショート(買い建ておよび売り建て)ポジションを構築することにより、市場動向に係わらずプラスのアブソルート・リターンの追求を目指します。ファンドの純資産の少なくとも70%を米国、カナダおよびラテンアメリカ諸国の株式もしくは株式関連の派生商品等へ投資を行いません。ファンドは、投資対象とする株式市場へのネットエクスポージャーを最小限にすることを旨として、広く分散投資を行いません。
設定日	2012年2月17日
存続期間	無期限
主な投資対象	米国、カナダおよびラテンアメリカ諸国の株式もしくは株式関連の派生商品等に投資します。
主な投資制限	・同一発行体の譲渡性のある証券への投資は、原則としてファンドの純資産総額の10%以下とします。 ・純資産総額の5%を超えて投資しているすべての発行体について、ファンドが保有する譲渡性のある証券の総額は原則として純資産総額の40%を超えないものとします。
管理報酬	ありません。(注)
その他費用	管理業務会社、保管会社および名義書換事務代行会社への報酬等および事務諸費に要する費用についてはファンドから差し引かれます。
決算日	年1回(原則として5月末日)に決算を行いません。
収益分配方針	原則として、分配を行いません。
申込手数料	ありません。
管理会社	ブラックロック(ルクセンブルグ)エス・エー
投資顧問会社	ブラックロック・インスティテューショナル・トラスト・カンパニー、エヌ、エイ。
保管会社	ステート・ストリート・バンク・インターナショナル G m b H、ルクセンブルグ支店

(注) 投資対象ファンドにかかる報酬相当額は、委託会社の信託報酬より支払われます。

損益および純資産変動計算書 2021年6月1日から2022年5月31日に終了した会計年度

BSFブラックロック・アメリカズ・ダイバーシファイド・エクイティ・アプソルート・リターン・ファンド

	米ドル
期首純資産	687,136,883
収益	
預金利息	571,318
債券利息	1,650,101
差金決済契約に係る受取配当金、源泉徴収税控除後	36,178,770
収益合計	38,400,189
費用	
銀行利息	6,834
差金決済契約に係る支払利息	11,188,050
差金決済契約に係る支払配当金、源泉徴収税控除後	54,984,546
年間サービス費用	1,285,754
預託報酬	992,322
税金	220,723
パフォーマンス・フィー	1,450,076
販売報酬	25,169
ローン・コミットメント・フィー	7,540
投資運用報酬および投資運用再委託報酬	8,881,532
費用合計	79,042,546
投資純損失	(40,642,357)
以下に係る実現純利益／(損失)：	
投資有価証券	(1,171,529)
差金決済契約	97,500,272
外貨および先渡為替予約	(103,261,807)
当期実現純損失	(6,933,064)
以下に係る未実現評価益／(損)の純変動額：	
投資有価証券	(2,064,299)
差金決済契約	439,853
外貨および先渡為替予約	3,808,194
当期末実現評価益／(損)の純変動	2,183,748
運用成績による純資産の減少	(45,391,673)
資本の変動	
投資証券発行による正味受取額	445,610,729
投資証券買戻しによる正味支払額	(302,116,174)
資本の変動による純資産の増加	143,494,555
期末純資産	785,239,765

B S F ブラックロック・アメリカズ・ダイバーシファイド・エクイティ・アブソルート・リターン・ファンド

投資有価証券明細表 2022年5月31日現在

保有高	銘柄	時価 (米ドル)	純資産比率 (%)
公認の証券取引所に上場されているまたはその他の規制市場で取引されている譲渡可能な有価証券および短期金融商品			
普通株式			
	カナダ		
78,623	Bausch + Lomb Corp	1,360,964	0.17
		1,360,964	0.17
	ケイマン諸島		
152,274	Apollo Strategic Growth Capital II (Unit)	1,504,467	0.19
		1,504,467	0.19
	イスラエル		
617	Monday.com Ltd	70,171	0.01
		70,171	0.01
	米国		
3,908	Excelerate Energy Inc 'A'	101,999	0.01
8,587	Marqeta Inc 'A'	92,482	0.01
58,873	Samsara Inc 'A'	659,378	0.09
2,922	SentinelOne Inc 'A'	74,832	0.01
		928,691	0.12
	普通株式合計	3,864,293	0.49
	債券		
	米国		
USD 20,900,000	United States Treasury Bill 16/6/2022 (Zero Coupon)	20,895,380	2.66
USD 6,750,000	United States Treasury Bill 3/11/2022 (Zero Coupon)	6,725,515	0.86
USD 5,500,000	United States Treasury Bill 29/12/2022 (Zero Coupon)	5,458,963	0.69
USD 5,000,000	United States Treasury Bill 23/3/2023 (Zero Coupon)	4,928,504	0.63
USD 11,000,000	United States Treasury Bill 20/4/2023 (Zero Coupon)	10,808,533	1.38
USD 6,500,000	United States Treasury Note/Bond 0.125% 31/1/2023	6,428,864	0.82
		55,245,759	7.04
	債券合計	55,245,759	7.04
	譲渡性預金証書		
	カナダ		
USD 6,400,000	Bank Of Montreal 1.28% 5/5/2023	6,400,000	0.82
USD 11,000,000	Royal Bank of Canada FRN 20/10/2022	10,930,604	1.39
USD 5,500,000	Toronto-Dominion Bank FRN 21/4/2023	5,500,000	0.70
USD 3,000,000	Toronto-Dominion Bank FRN 28/4/2023	3,000,000	0.38
		25,830,604	3.29
	日本		
USD 15,000,000	Sumitomo Mitsui Banking Corp 1.23% 22/7/2022	15,000,000	1.91
USD 9,750,000	Sumitomo Mitsui Banking Corp 1.15% 19/10/2022	9,750,138	1.24
		24,750,138	3.15
	スペイン		
USD 14,500,000	Banco Santander SA 1.23% 28/10/2022	14,500,000	1.85
		14,500,000	1.85

保有高	銘柄	時価 (米ドル)	純資産比率 (%)
	米国		
USD 6,300,000	Bank of Montreal FRN 9/9/2022	6,300,000	0.80
USD 8,000,000	Canadian Imperial Bank of Commerce FRN 8/6/2022	8,000,000	1.02
USD 5,000,000	Canadian Imperial Bank of Commerce FRN 12/9/2022	5,000,000	0.64
USD 10,000,000	Canadian Imperial Bank of Commerce FRN 21/1/2023	10,000,000	1.27
USD 7,000,000	Royal Bank of Canada FRN 16/8/2022	7,000,000	0.89
USD 7,500,000	Standard Chartered Bank FRN 13/3/2023	7,500,000	0.95
USD 1,655,000	Standard Chartered Bank FRN 17/3/2023	1,646,238	0.21
USD 8,000,000	Svenska Handelsbanken AB FRN 27/10/2022	8,000,000	1.02
USD 3,500,000	Toronto-Dominion Bank FRN 25/10/2022	3,500,000	0.45
		56,946,238	7.25
譲渡性預金証書合計		122,026,980	15.54
	コマーシャル・ペーパー		
	オーストラリア		
USD 18,000,000	Australia & New Zealand Banking Group Ltd 7/7/2022 (Zero Coupon)	17,982,000	2.29
USD 6,000,000	Australia & New Zealand Banking Group Ltd 28/7/2022 (Zero Coupon)	5,997,720	0.76
USD 4,250,000	National Australia Bank Ltd 24/2/2023 (Zero Coupon)	4,205,705	0.53
USD 5,000,000	Westpac Banking Corp 20/10/2022 (Zero Coupon)	4,993,342	0.64
		33,178,767	4.22
	カナダ		
USD 8,000,000	CDP Financial Inc 5/7/2022 (Zero Coupon)	7,997,582	1.02
USD 3,000,000	CDP Financial Inc 2/8/2022 (Zero Coupon)	2,996,797	0.38
USD 7,000,000	National Bank of Canada 0.94% 28/7/2022	7,000,000	0.89
USD 5,000,000	National Bank of Canada 1.18% 13/1/2023	5,000,000	0.64
USD 10,000,000	National Bank of Canada 10/11/2022 (Zero Coupon)	10,000,000	1.27
USD 7,150,000	Toronto-Dominion Bank 11/10/2022 (Zero Coupon)	7,122,472	0.91
USD 5,250,000	Toronto-Dominion Bank FRN 2/3/2023	5,190,063	0.66
		45,306,914	5.77
	フランス		
USD 15,000,000	Antalis SA 1/6/2022 (Zero Coupon)	15,000,000	1.91
USD 8,000,000	BPCE SA 1/7/2022 (Zero Coupon)	7,997,666	1.02
USD 1,650,000	BPCE SA 8/11/2022 (Zero Coupon)	1,635,187	0.21
USD 5,000,000	BPCE SA 22/2/2023 (Zero Coupon)	4,948,278	0.63
USD 7,000,000	Caisse d'Amortissement de la Dette Sociale 27/6/2022 (Zero Coupon)	6,995,248	0.89
		36,576,379	4.66
	アイルランド		
USD 16,000,000	Glencore Funding LLC 27/6/2022 (Zero Coupon)	15,988,098	2.03
USD 7,000,000	Glencore Funding LLC 23/8/2022 (Zero Coupon)	6,975,146	0.89
		22,963,244	2.92
	日本		
USD 13,390,000	Mizuho Bank Ltd 15/6/2022 (Zero Coupon)	13,385,730	1.70
		13,385,730	1.70
	ジャージー		
USD 7,800,000	Cancara Asset Securitisation LLC 23/8/2022 (Zero Coupon)	7,773,025	0.99
		7,773,025	0.99
	ニュージーランド		
USD 5,000,000	ASB Finance Ltd 2/8/2022 (Zero Coupon)	4,998,278	0.64
		4,998,278	0.64

保有高	銘柄	時価 (米ドル)	純資産比率 (%)
	ノルウェー		
USD 6,500,000	DNB Bank ASA 2/3/2023 (Zero Coupon)	6,425,792	0.82
		6,425,792	0.82
	スペイン		
USD 12,500,000	Banco Santander SA FRN 6/6/2022	12,498,524	1.59
USD 8,000,000	Banco Santander SA 1/7/2022 (Zero Coupon)	7,993,733	1.02
		20,492,257	2.61
	スウェーデン		
USD 6,500,000	Nordea Bank Abp 21/10/2022 (Zero Coupon)	6,492,180	0.83
USD 4,300,000	Skandinaviska Enskilda Banken AB 21/6/2022 (Zero Coupon)	4,299,427	0.55
USD 7,000,000	Skandinaviska Enskilda Banken AB 6/9/2022 (Zero Coupon)	6,996,322	0.89
USD 4,000,000	Svenska Handelsbanken AB 27/10/2022 (Zero Coupon)	3,994,409	0.51
USD 2,500,000	Svenska Handelsbanken AB FRN 14/2/2023	2,475,992	0.31
USD 14,000,000	Swedbank AB 30/6/2022 (Zero Coupon)	13,990,526	1.78
USD 5,000,000	Swedbank AB 1.13% 13/10/2022	5,000,000	0.64
		43,248,856	5.51
	英国		
USD 18,000,000	Lloyds Bank Plc 15/6/2022 (Zero Coupon)	17,993,630	2.29
		17,993,630	2.29
	米国		
USD 9,350,000	Alinghi Funding Co LLC 17/8/2022 (Zero Coupon)	9,333,475	1.19
USD 9,600,000	Amazon.com Inc 30/11/2022 (Zero Coupon)	9,553,893	1.22
USD 5,000,000	ASB Bank Ltd FRN 8/9/2022	5,000,000	0.64
USD 9,000,000	Atlantic Asset Securitization LLC 11/7/2022 (Zero Coupon)	8,992,500	1.15
USD 5,400,000	Atlantic Asset Securitization LLC 11/8/2022 (Zero Coupon)	5,384,558	0.69
USD 5,000,000	Bedford Row Funding Corp 14/7/2022 (Zero Coupon)	5,000,000	0.64
USD 6,000,000	Bedford Row Funding Corp FRN 25/8/2022	6,000,000	0.76
USD 12,500,000	Bennington Stark Capital Co 10/6/2022 (Zero Coupon)	12,497,187	1.59
USD 9,000,000	BNP Paribas SA 16/6/2022 (Zero Coupon)	8,996,738	1.15
USD 5,000,000	BNZ International Funding Ltd FRN 19/8/2022	5,000,000	0.64
USD 10,000,000	Britannia Funding Company LLC 6/6/2022 (Zero Coupon)	9,998,722	1.27
USD 10,000,000	Charta LLC 2/6/2022 (Zero Coupon)	9,999,789	1.27
USD 9,000,000	Commonwealth Bank of Australia 1/9/2022 (Zero Coupon)	9,000,000	1.15
USD 12,500,000	Goldman Sachs International 6/6/2022 (Zero Coupon)	12,498,559	1.59
USD 2,000,000	Gotham Funding 6/6/2022 (Zero Coupon)	1,999,794	0.25
USD 11,000,000	GTA Funding LLC 21/6/2022 (Zero Coupon)	10,994,378	1.40
USD 14,150,000	ING US Funding LLC 7/6/2022 (Zero Coupon)	14,147,877	1.80
USD 7,500,000	ING US Funding LLC 8/8/2022 (Zero Coupon)	7,491,075	0.95
USD 11,000,000	JP Morgan Securities LLC 2/11/2022 (Zero Coupon)	10,948,239	1.39
USD 15,000,000	Lime Funding LLC 24/6/2022 (Zero Coupon)	14,990,992	1.91
USD 1,000,000	LMA SA 28/7/2022 (Zero Coupon)	998,781	0.13
USD 8,850,000	Mackinac Funding Co LLC 16/8/2022 (Zero Coupon)	8,833,559	1.12
USD 13,538,000	Macquarie Bank Ltd 24/8/2022 (Zero Coupon)	13,487,142	1.72
USD 9,750,000	National Australia Bank Ltd 25/10/2022 (Zero Coupon)	9,750,000	1.24
USD 17,850,000	Nieuw Amsterdam Receivables Corp 23/6/2022 (Zero Coupon)	17,840,533	2.27
USD 1,950,000	Old Line Funding LLC 4/8/2022 (Zero Coupon)	1,947,088	0.25
USD 8,725,000	Old Line Funding LLC 15/8/2022 (Zero Coupon)	8,709,004	1.11
USD 17,050,000	Old Line Funding LLC 16/8/2022 (Zero Coupon)	17,003,927	2.17

保有高	銘柄	時価 (米ドル)	純資産比率 (%)
	米国(続き)		
USD 6,935,000	Ontario Teachers' Finance Trust 6/7/2022 (Zero Coupon)	6,932,640	0.88
USD 4,000,000	Regatta Funding Co LLC 1/8/2022 (Zero Coupon)	3,997,424	0.51
USD 5,500,000	Salisbury Receivables Company LLC 14/7/2022 (Zero Coupon)	5,500,000	0.70
USD 5,250,000	Siemens Capital Co LLC 28/6/2022 (Zero Coupon)	5,246,417	0.67
USD 6,000,000	Societe Generale SA 24/6/2022 (Zero Coupon)	5,996,512	0.76
USD 3,000,000	Societe Generale SA 13/10/2022 (Zero Coupon)	2,996,818	0.38
USD 1,400,000	Societe Generale SA 4/1/2023 (Zero Coupon)	1,388,186	0.18
USD 11,650,000	ST Engineering North America Inc 17/6/2022 (Zero Coupon)	11,645,340	1.48
USD 7,000,000	Starbird Funding Corp 1.23% 8/7/2022	7,000,000	0.89
USD 5,000,000	Swedbank AB FRN 23/11/2022	5,000,000	0.64
USD 2,500,000	Thunder Bay Funding LLC 1/7/2022 (Zero Coupon)	2,498,333	0.32
USD 2,000,000	Thunder Bay Funding LLC 22/7/2022 (Zero Coupon)	1,996,458	0.25
USD 8,000,000	Thunder Bay Funding LLC 7/11/2022 (Zero Coupon)	7,928,627	1.01
USD 6,000,000	United Overseas Bank Ltd FRN 27/10/2022	6,000,000	0.76
USD 8,000,000	Versailles Commercial Paper LLC 12/7/2022 (Zero Coupon)	7,990,251	1.02
USD 10,750,000	Walmart Inc 13/6/2022 (Zero Coupon)	10,747,026	1.37
		349,261,842	44.48
コマーシャル・ペーパー合計		601,604,714	76.61
公認の証券取引所に上場されているまたはその他の規制市場で取引されている譲渡可能な有価証券および短期金融商品合計		782,741,746	99.68
投資有価証券(時価)合計		782,741,746	99.68
その他の純資産		2,498,019	0.32
純資産合計(米ドル)		785,239,765	100.00

保有高	銘柄	取引相手	未実現純利益/(損) (米ドル)
デリバティブ金融商品			
差金決済契約			
ブラジル			
13,100	Agrenco Ltd	Morgan Stanley	(437)
(3)	Banco ABC Brasil SA (Pref)	Morgan Stanley	-
13,700	Laep Investments Ltd	Goldman Sachs	(759)
24,300	Laep Investments Ltd	Morgan Stanley	(1,418)
			(2,614)
カナダ			
2,976	Perpetua Resources Corp	Bank of America Merrill Lynch	1,607
17,929	Perpetua Resources Corp	Barclays Bank	6,454
10,152	Perpetua Resources Corp	Goldman Sachs	5,482
7,931	Perpetua Resources Corp	HSBC	1,983
12,710	Perpetua Resources Corp	Morgan Stanley	4,576
(26,058)	Poseidon Concepts Corp	Morgan Stanley	5,473
12,100	Sears Canada Inc	Morgan Stanley	(5,833)
			19,742
メキシコ			
12,916	Prologis Property Mexico SA de CV (REIT)	Goldman Sachs	-
			-
パナマ			
(6,456)	Copa Holdings SA 'A'	Barclays Bank	(11,040)
(3,195)	Copa Holdings SA 'A'	Goldman Sachs	(6,486)
			(17,526)
ペルー			
7,452	Tahoe Resources Inc	Morgan Stanley	74
			74
米国			
(3,958)	10X Genomics Inc 'A'	Bank of America Merrill Lynch	(21,373)
(12,099)	10X Genomics Inc 'A'	Barclays Bank	(23,472)
(4,436)	10X Genomics Inc 'A'	Goldman Sachs	(23,954)
(6,967)	10X Genomics Inc 'A'	HSBC	(29,958)
(10,837)	10X Genomics Inc 'A'	Morgan Stanley	(21,024)
2,300	1-800-Flowers.com Inc 'A'	Bank of America Merrill Lynch	(2,116)
6,078	1-800-Flowers.com Inc 'A'	Goldman Sachs	(1,611)
8,066	1-800-Flowers.com Inc 'A'	HSBC	(9,679)
17,317	1-800-Flowers.com Inc 'A'	Morgan Stanley	3,983
2,406	1Life Healthcare Inc	Bank of America Merrill Lynch	1,300
22,171	1Life Healthcare Inc	Barclays Bank	(5,764)
46,722	1Life Healthcare Inc	Goldman Sachs	25,230
29,873	1Life Healthcare Inc	HSBC	55,310
11,255	1Life Healthcare Inc	Morgan Stanley	(2,926)
(9,382)	1st Source Corp	Barclays Bank	(6,661)
(32,887)	1st Source Corp	Goldman Sachs	(73,009)
(2,621)	1stdibs.com Inc	Bank of America Merrill Lynch	(1,389)
(1,493)	1stdibs.com Inc	Barclays Bank	(523)
(1,086)	1stdibs.com Inc	Goldman Sachs	(576)
(1,575)	1stdibs.com Inc	HSBC	1,402
(971)	2seventy bio Inc	Barclays Bank	87
(8,577)	2seventy bio Inc	Goldman Sachs	(2,487)
(1,496)	2seventy bio Inc	HSBC	(583)
4,292	2U Inc	Bank of America Merrill Lynch	(2,446)
19,818	2U Inc	Barclays Bank	(22,989)
455	2U Inc	Goldman Sachs	(259)
388	2U Inc	HSBC	(54)
(6,112)	3D Systems Corp	Barclays Bank	(4,645)
(19,008)	3D Systems Corp	Goldman Sachs	(17,488)
(17,666)	3D Systems Corp	HSBC	(13,779)
(7,609)	3D Systems Corp	Morgan Stanley	(5,783)
(11,610)	3M Co	Bank of America Merrill Lynch	35,747
(13,748)	3M Co	Barclays Bank	(31,620)
(8,960)	3M Co	Goldman Sachs	21,702
(10,324)	3M Co	HSBC	47,346

保有高	銘柄	取引相手	未実現純利益/(損) (米ドル)
米国(続き)			
(20,806)	3M Co	Morgan Stanley	(47,854)
7,309	4D Molecular Therapeutics Inc	Barclays Bank	(512)
4,473	89bio Inc	Bank of America Merrill Lynch	1,521
5,241	8x8 Inc	Bank of America Merrill Lynch	(2,647)
1,926	8x8 Inc	Barclays Bank	(703)
5,244	8x8 Inc	Goldman Sachs	(2,648)
87,174	8x8 Inc	HSBC	(64,507)
4,711	8x8 Inc	Morgan Stanley	(1,720)
(10,511)	908 Devices Inc	Barclays Bank	(6,622)
(5,406)	908 Devices Inc	HSBC	2,919
(3,229)	908 Devices Inc	Morgan Stanley	(2,034)
(14,505)	A O Smith Corp	Bank of America Merrill Lynch	(12,184)
(8,456)	A O Smith Corp	Barclays Bank	(12,261)
(15,638)	A O Smith Corp	Goldman Sachs	(10,488)
(1,425)	A O Smith Corp	HSBC	(2,798)
(6,310)	A O Smith Corp	Morgan Stanley	(9,332)
(3,153)	A10 Networks Inc	Bank of America Merrill Lynch	(1,091)
(20,847)	A10 Networks Inc	Barclays Bank	(21,264)
(17,398)	A10 Networks Inc	Goldman Sachs	(11,657)
(2,174)	A10 Networks Inc	HSBC	(3,978)
(13,837)	A10 Networks Inc	Morgan Stanley	(14,347)
(3,394)	AAON Inc	Barclays Bank	(3,666)
(18,080)	AAON Inc	Goldman Sachs	(25,131)
(12,287)	AAON Inc	HSBC	19,905
12,491	AAR Corp	Barclays Bank	22,734
7,986	AAR Corp	Goldman Sachs	24,517
20,166	AAR Corp	HSBC	64,733
3,391	Aaron's Co Inc	Bank of America Merrill Lynch	(4,001)
12,351	Aaron's Co Inc	Barclays Bank	8,893
19,457	Aaron's Co Inc	Goldman Sachs	(22,959)
16,259	Aaron's Co Inc	HSBC	(22,437)
6,620	Aaron's Co Inc	Morgan Stanley	4,766
2,266	Abbott Laboratories	Bank of America Merrill Lynch	12,599
11,538	Abbott Laboratories	Barclays Bank	2,769
10,768	Abbott Laboratories	Goldman Sachs	54,583
(2,775)	Abbott Laboratories	Goldman Sachs	(15,429)
696	Abbott Laboratories	HSBC	2,105
(2,783)	Abbott Laboratories	HSBC	(2,315)
7,330	Abbott Laboratories	Morgan Stanley	710
(4,436)	Abbott Laboratories	Morgan Stanley	(1,065)
(1,938)	AbbVie Inc	Bank of America Merrill Lynch	15,291
(5,327)	AbbVie Inc	Barclays Bank	2,397
(7,103)	AbbVie Inc	Goldman Sachs	56,043
(6,559)	AbbVie Inc	HSBC	22,169
(1,248)	AbbVie Inc	Morgan Stanley	562
(20,449)	Abercrombie & Fitch Co 'A'	Barclays Bank	123,307
(3,307)	Abercrombie & Fitch Co 'A'	HSBC	42,391
(604)	ABIOMED Inc	Bank of America Merrill Lynch	(12,075)
(771)	ABIOMED Inc	Barclays Bank	(8,242)
(525)	ABIOMED Inc	Goldman Sachs	(3,213)
(3,460)	ABIOMED Inc	HSBC	(89,187)
(222)	ABIOMED Inc	Morgan Stanley	(2,373)
(2,231)	ABM Industries Inc	Bank of America Merrill Lynch	(6,358)
(1,587)	ABM Industries Inc	Barclays Bank	(72)
(20,992)	ABM Industries Inc	Goldman Sachs	(59,827)
6,251	Absci Corp	Barclays Bank	2,375
(23,628)	Acacia Research Corp	Bank of America Merrill Lynch	(6,130)
(32,199)	Acacia Research Corp	Barclays Bank	(13,041)
(23,898)	Acacia Research Corp	Goldman Sachs	(7,767)
(47,759)	Acacia Research Corp	HSBC	(11,892)
(46,109)	Acacia Research Corp	Morgan Stanley	(18,674)
814	Academy Sports & Outdoors Inc	Bank of America Merrill Lynch	1,739

保有高	銘柄	取引相手	未実現純利益/(損) (米ドル)
	米国(続吉)		
16,755	Academy Sports & Outdoors Inc	Barclays Bank	46,244
4,442	Academy Sports & Outdoors Inc	Goldman Sachs	(13,726)
7,125	Academy Sports & Outdoors Inc	HSBC	20,586
5,475	Academy Sports & Outdoors Inc	Morgan Stanley	15,111
(3,268)	Acadia Healthcare Co Inc	Bank of America Merrill Lynch	(2,778)
(10,614)	Acadia Healthcare Co Inc	Barclays Bank	(15,285)
(5,328)	Acadia Healthcare Co Inc	Goldman Sachs	(4,884)
(13,645)	Acadia Healthcare Co Inc	HSBC	(74,502)
(5,205)	Acadia Healthcare Co Inc	Morgan Stanley	(7,495)
(16,267)	ACADIA Pharmaceuticals Inc	Bank of America Merrill Lynch	(1,789)
(11,032)	ACADIA Pharmaceuticals Inc	Goldman Sachs	(1,214)
7,211	Acadia Realty Trust (REIT)	Bank of America Merrill Lynch	288
41,400	Acadia Realty Trust (REIT)	Barclays Bank	65,826
32,707	Acadia Realty Trust (REIT)	Goldman Sachs	1,308
87,502	Acadia Realty Trust (REIT)	HSBC	40,251
14,498	Acadia Realty Trust (REIT)	Morgan Stanley	23,052
4,969	Accel Entertainment Inc	Bank of America Merrill Lynch	795
41,867	Accel Entertainment Inc	Barclays Bank	12,979
21,191	Accel Entertainment Inc	Goldman Sachs	3,391
15,519	Accel Entertainment Inc	HSBC	6,052
14,818	Accel Entertainment Inc	Morgan Stanley	4,594
(2,843)	Accelerate Diagnostics Inc	Bank of America Merrill Lynch	42
(25,872)	Accelerate Diagnostics Inc	Barclays Bank	(380)
(245)	Accelerate Diagnostics Inc	Goldman Sachs	4
581	Accenture Plc 'A'	Bank of America Merrill Lynch	8,134
(823)	Accenture Plc 'A'	Bank of America Merrill Lynch	(16,812)
1,503	Accenture Plc 'A'	Barclays Bank	32,017
2,617	Accenture Plc 'A'	Goldman Sachs	34,605
1,143	Accenture Plc 'A'	HSBC	13,500
2,113	Accenture Plc 'A'	Morgan Stanley	35,456
22,208	ACCO Brands Corp	Barclays Bank	5,552
84,979	ACCO Brands Corp	Goldman Sachs	850
84,545	ACCO Brands Corp	HSBC	17,754
10,389	Accolade Inc	Barclays Bank	831
11,003	Accolade Inc	Goldman Sachs	2,311
3,604	Accolade Inc	HSBC	2,883
21,376	Accuray Inc	Barclays Bank	(1,176)
53,767	Accuray Inc	Goldman Sachs	(5,108)
9,542	Accuray Inc	HSBC	716
97,795	Accuray Inc	Morgan Stanley	(5,379)
(80,572)	AcelRx Pharmaceuticals Inc	Barclays Bank	2,264
(7,890)	AcelRx Pharmaceuticals Inc	Goldman Sachs	(161)
(11,355)	AcelRx Pharmaceuticals Inc	HSBC	(204)
75,838	ACI Worldwide Inc	Barclays Bank	7,584
22,380	ACI Worldwide Inc	Goldman Sachs	19,023
5,496	ACI Worldwide Inc	HSBC	5,184
3,269	ACI Worldwide Inc	Morgan Stanley	327
1,947	Aclaris Therapeutics Inc	Bank of America Merrill Lynch	3,466
3,716	Aclaris Therapeutics Inc	Barclays Bank	2,081
1,456	Aclaris Therapeutics Inc	HSBC	2,417
2,373	Aclaris Therapeutics Inc	Morgan Stanley	1,329
(18,000)	ACNB Corp	Barclays Bank	(12,600)
(14,089)	ACNB Corp	Goldman Sachs	(7,326)
(1,173)	ACNB Corp	HSBC	774
1,323	Actua Corp	Bank of America Merrill Lynch	(1,244)
(6,239)	Acuity Brands Inc	Barclays Bank	(44,359)
(7,449)	Acuity Brands Inc	Goldman Sachs	(56,911)
(405)	Acuity Brands Inc	Morgan Stanley	(2,880)
5,695	Acumen Pharmaceuticals Inc	Bank of America Merrill Lynch	1,822
6,724	Acumen Pharmaceuticals Inc	Barclays Bank	672
4,817	Acumen Pharmaceuticals Inc	Goldman Sachs	1,541
3,177	Acumen Pharmaceuticals Inc	HSBC	762

保有高	銘柄	取引相手	未実現純利益/(損) (米ドル)
	米国(続吉)		
4,166	Acumen Pharmaceuticals Inc	Morgan Stanley	417
(2,026)	Acushnet Holdings Corp	Bank of America Merrill Lynch	177
(25,732)	Acushnet Holdings Corp	Barclays Bank	(23,673)
(9,571)	Acushnet Holdings Corp	Goldman Sachs	15,461
(9,551)	Acushnet Holdings Corp	HSBC	12,261
(6,205)	Acushnet Holdings Corp	Morgan Stanley	(6,610)
1,134	Adams Resources & Energy Inc	Barclays Bank	2,835
1,166	Adams Resources & Energy Inc	Goldman Sachs	2,927
7,206	Adams Resources & Energy Inc	HSBC	7,206
3,951	Adams Resources & Energy Inc	Morgan Stanley	9,877
(3,999)	AdaptHealth Corp	Bank of America Merrill Lynch	(6,198)
(20,522)	AdaptHealth Corp	Goldman Sachs	(31,809)
(2,176)	AdaptHealth Corp	HSBC	(14,449)
(7,370)	AdaptHealth Corp	Morgan Stanley	(3,611)
27,190	Adaptive Biotechnologies Corp	Bank of America Merrill Lynch	35
60,962	Adaptive Biotechnologies Corp	Barclays Bank	4,267
58,463	Adaptive Biotechnologies Corp	Goldman Sachs	(7,069)
42,720	Adaptive Biotechnologies Corp	HSBC	31,613
42,230	Adaptive Biotechnologies Corp	Morgan Stanley	2,956
1,634	Addus HomeCare Corp	Bank of America Merrill Lynch	1,127
6,604	Addus HomeCare Corp	Barclays Bank	(5,944)
3,323	Addus HomeCare Corp	Goldman Sachs	2,293
1,010	Addus HomeCare Corp	HSBC	3,554
(6,507)	Adicet Bio Inc	Bank of America Merrill Lynch	10,802
(4,398)	Adicet Bio Inc	Barclays Bank	(1,935)
(2,881)	Adicet Bio Inc	Goldman Sachs	4,782
(1,941)	Adicet Bio Inc	HSBC	2,504
(38,622)	Adient Plc	Barclays Bank	(97,714)
(11,238)	Adient Plc	Goldman Sachs	(43,154)
(12,444)	Adient Plc	HSBC	(40,412)
(6,609)	Adient Plc	Morgan Stanley	(16,875)
103,095	ADMA Biologics Inc	Barclays Bank	1,546
77,870	ADMA Biologics Inc	Goldman Sachs	16,742
5,933	ADMA Biologics Inc	HSBC	3,233
794	Adobe Inc	Barclays Bank	8,178
71	Adobe Inc	Goldman Sachs	1,008
383	Adobe Inc	HSBC	5,407
1,504	Adobe Inc	Morgan Stanley	15,491
(3,805)	ADT Inc	Bank of America Merrill Lynch	(1,826)
36,345	ADT Inc	Barclays Bank	12,357
(16,422)	ADT Inc	Barclays Bank	(5,583)
29,655	ADT Inc	Goldman Sachs	14,234
(18,899)	ADT Inc	Goldman Sachs	(9,072)
17,080	ADT Inc	HSBC	12,639
(23,110)	ADT Inc	Morgan Stanley	(7,857)
(12,011)	Adtalem Global Education Inc	Barclays Bank	(5,165)
(6,853)	Adtalem Global Education Inc	Goldman Sachs	(11,239)
(27,451)	ADTRAN Inc	Barclays Bank	(15,373)
(15,581)	ADTRAN Inc	Goldman Sachs	(21,034)
(9,757)	ADTRAN Inc	HSBC	(11,318)
1,840	Aduro Biotech Holdings Europe BV	Barclays Bank	4,672
4,665	Aduro Biotech Holdings Europe BV	Morgan Stanley	11,844
1,716	Advance Auto Parts Inc	Bank of America Merrill Lynch	(6,711)
4,199	Advance Auto Parts Inc	Barclays Bank	31,241
4,057	Advance Auto Parts Inc	Goldman Sachs	(93,351)
4,426	Advance Auto Parts Inc	HSBC	(52,935)
586	Advance Auto Parts Inc	Morgan Stanley	5,800
(1,127)	Advanced Drainage Systems Inc	Bank of America Merrill Lynch	(7,585)
(20,450)	Advanced Drainage Systems Inc	Barclays Bank	20,859
(7,811)	Advanced Drainage Systems Inc	Goldman Sachs	(52,568)
(8,150)	Advanced Drainage Systems Inc	HSBC	(105,054)
(10,628)	Advanced Emissions Solutions Inc	Barclays Bank	2,126

保有高	銘柄	取引相手	未実現純利益/損 (米ドル)
米国(続々)			
(5,462)	Advanced Emissions Solutions Inc	HSBC	2,840
(15,235)	Advanced Emissions Solutions Inc	Morgan Stanley	3,047
(384)	Advanced Energy Industries Inc	Bank of America Merrill Lynch	(1,225)
(25,256)	Advanced Energy Industries Inc	Barclays Bank	(118,956)
(17,490)	Advanced Energy Industries Inc	Goldman Sachs	(53,620)
(4,370)	Advanced Energy Industries Inc	HSBC	(22,743)
(6,396)	Advanced Micro Devices Inc	Barclays Bank	(43,307)
6,765	Advanced Micro Devices Inc	Goldman Sachs	48,573
(2,169)	AdvanSix Inc	Barclays Bank	(3,523)
(7,619)	AdvanSix Inc	Goldman Sachs	(1,067)
(2,020)	AdvanSix Inc	HSBC	(2,002)
(1,449)	AdvanSix Inc	Morgan Stanley	(2,492)
4,610	Advantage Solutions Inc	Bank of America Merrill Lynch	(115)
17,540	Advantage Solutions Inc	Barclays Bank	(263)
8,149	Advantage Solutions Inc	Goldman Sachs	(204)
24,889	Advantage Solutions Inc	HSBC	(15,307)
(13,221)	Advent Technologies Holdings Inc	Barclays Bank	(264)
(30,239)	Advent Technologies Holdings Inc	Goldman Sachs	3,931
(15,253)	Advent Technologies Holdings Inc	Morgan Stanley	(305)
(47,868)	Adverum Biotechnologies Inc	Goldman Sachs	(3,839)
26,976	AECOM	Bank of America Merrill Lynch	80,068
6,794	AECOM	Barclays Bank	11,686
20,199	AECOM	Goldman Sachs	55,755
7,945	AECOM	HSBC	38,043
7,792	AECOM	Morgan Stanley	13,402
8,659	Aeglea BioTherapeutics Inc	Goldman Sachs	1,039
19,844	Aeglea BioTherapeutics Inc	Morgan Stanley	992
(1,724)	Aehr Test Systems	Bank of America Merrill Lynch	(724)
(14,935)	Aehr Test Systems	HSBC	(16,621)
(6,117)	Aehr Test Systems	Morgan Stanley	(2,141)
(1,422)	Aemetis Inc	Bank of America Merrill Lynch	(1,180)
(2,425)	Aemetis Inc	Barclays Bank	(1,916)
(8,268)	Aemetis Inc	HSBC	(165)
(7,415)	Aemetis Inc	Morgan Stanley	(5,858)
(4,647)	AerCap Holdings NV	Morgan Stanley	(2,556)
2,486	Aerie Pharmaceuticals Inc	Barclays Bank	(2,697)
7,640	Aerie Pharmaceuticals Inc	Goldman Sachs	(11,422)
16,019	Aerie Pharmaceuticals Inc	HSBC	(6,488)
3,563	Aerovate Therapeutics Inc	Barclays Bank	3,937
1,315	Aerovate Therapeutics Inc	HSBC	2,978
889	Aerovate Therapeutics Inc	Morgan Stanley	982
(5,491)	AeroVironment Inc	Goldman Sachs	(81,267)
(1,271)	AerSale Corp	Bank of America Merrill Lynch	-
(8,569)	AerSale Corp	Barclays Bank	1,285
(1,961)	AerSale Corp	Goldman Sachs	-
(1,776)	AES Corp	Bank of America Merrill Lynch	(2,849)
(31,494)	AES Corp	Barclays Bank	(34,643)
12,249	AES Corp	Barclays Bank	13,474
(58,440)	AES Corp	Goldman Sachs	(124,883)
35,906	AES Corp	Goldman Sachs	77,916
(20,765)	AES Corp	Morgan Stanley	(22,842)
5,708	AES Corp	Morgan Stanley	6,279
(11,522)	AEye Inc	HSBC	(12,559)
(23,595)	AEye Inc	Morgan Stanley	(15,573)
(1,136)	Affiliated Managers Group Inc	Bank of America Merrill Lynch	(10,690)
3,144	Affiliated Managers Group Inc	Barclays Bank	18,109
(5,244)	Affiliated Managers Group Inc	Barclays Bank	(30,205)
766	Affiliated Managers Group Inc	HSBC	5,921
(1,438)	Affiliated Managers Group Inc	HSBC	(11,116)
(724)	Affiliated Managers Group Inc	Morgan Stanley	(4,170)
8,639	Affirmed NV	Barclays Bank	(950)
24,812	Affirmed NV	Goldman Sachs	(2,977)

保有高	銘柄	取引相手	未実現純利益/損 (米ドル)
米国(続々)			
9,086	Affirmed NV	HSBC	1,090
(3,030)	Affirm Holdings Inc	Bank of America Merrill Lynch	(20,301)
(1,731)	Affirm Holdings Inc	Barclays Bank	(8,880)
(9,117)	Affirm Holdings Inc	Goldman Sachs	(59,077)
(2,333)	Affirm Holdings Inc	Morgan Stanley	(11,968)
2,010	Aflac Inc	Bank of America Merrill Lynch	5,002
(57,650)	Aflac Inc	Barclays Bank	(184,480)
2,635	Aflac Inc	Barclays Bank	8,432
(102,204)	Aflac Inc	Goldman Sachs	(361,802)
6,007	Aflac Inc	Goldman Sachs	21,265
16,879	Aflac Inc	HSBC	33,696
41,328	AG Mortgage Investment Trust Inc (REIT)	Barclays Bank	13,225
11,758	AG Mortgage Investment Trust Inc (REIT)	Goldman Sachs	3,175
11,172	AG Mortgage Investment Trust Inc (REIT)	HSBC	8,379
(1,389)	AGCO Corp	Bank of America Merrill Lynch	(6,357)
(2,265)	AGCO Corp	Barclays Bank	(18,800)
4,137	AGCO Corp	Goldman Sachs	20,106
(912)	AGCO Corp	Goldman Sachs	(4,432)
3,705	AGCO Corp	HSBC	23,416
(4,703)	AGCO Corp	HSBC	(24,041)
7,204	AGCO Corp	Morgan Stanley	59,793
(5,229)	AgEagle Aerial Systems Inc	Barclays Bank	33
(28,647)	AgEagle Aerial Systems Inc	Goldman Sachs	(2,398)
(7,981)	AgEagle Aerial Systems Inc	Morgan Stanley	50
33,689	Agenus Inc	Bank of America Merrill Lynch	3,874
32,365	Agenus Inc	Barclays Bank	4,046
20,058	Agenus Inc	Goldman Sachs	2,307
15,371	Agenus Inc	HSBC	1,350
15,144	Agilent Technologies Inc	Barclays Bank	47,855
22,970	Agilent Technologies Inc	Goldman Sachs	201,368
18,661	Agilent Technologies Inc	HSBC	299,136
(5,833)	Agiliti Inc	Bank of America Merrill Lynch	(5,716)
(13,192)	Agiliti Inc	Barclays Bank	(6,860)
(5,263)	Agiliti Inc	Goldman Sachs	(5,158)
(1,360)	Agiliti Inc	HSBC	(435)
(1,658)	agilon health Inc	Bank of America Merrill Lynch	(796)
(28,367)	agilon health Inc	Barclays Bank	(13,616)
(11,045)	agilon health Inc	Goldman Sachs	(4,531)
(4,779)	agilon health Inc	HSBC	(14,528)
(932)	agilon health Inc	Morgan Stanley	(447)
(8,009)	Agilysys Inc	Barclays Bank	(13,695)
(3,714)	Agilysys Inc	Goldman Sachs	(16,416)
(1,359)	Agilysys Inc	HSBC	(9,472)
(12,916)	Agilysys Inc	Morgan Stanley	(22,086)
2,604	Agios Pharmaceuticals Inc	Bank of America Merrill Lynch	(6,276)
2,510	Agios Pharmaceuticals Inc	Barclays Bank	149
10,984	Agios Pharmaceuticals Inc	Goldman Sachs	(22,057)
9,999	Agios Pharmaceuticals Inc	HSBC	(6,143)
3,295	Agios Pharmaceuticals Inc	Morgan Stanley	(4,481)
(41,204)	AGNC Investment Corp (REIT)	Bank of America Merrill Lynch	(684)
(139,287)	AGNC Investment Corp (REIT)	Barclays Bank	(37,608)
(136,050)	AGNC Investment Corp (REIT)	Goldman Sachs	2,721
(69,691)	AGNC Investment Corp (REIT)	HSBC	(697)
(7,865)	AGNC Investment Corp (REIT)	Morgan Stanley	(2,124)
(7,689)	Agree Realty Corp (REIT)	Bank of America Merrill Lynch	(6)
1,085	Agree Realty Corp (REIT)	Bank of America Merrill Lynch	873
(38,012)	Agree Realty Corp (REIT)	Barclays Bank	(5,522)
16,448	Agree Realty Corp (REIT)	Barclays Bank	4,441
(2,457)	Agree Realty Corp (REIT)	Goldman Sachs	(1,042)
(14,798)	Agree Realty Corp (REIT)	HSBC	(4,324)
38,798	Agree Realty Corp (REIT)	HSBC	68,147
(8,702)	Agree Realty Corp (REIT)	Morgan Stanley	79

保有高	銘柄	取引相手	未実現純利益/(損) (米ドル)
米国(続き)			
17,625	AgroFresh Solutions Inc	Bank of America Merrill Lynch	2,996
13,542	AgroFresh Solutions Inc	Barclays Bank	(677)
15,968	AgroFresh Solutions Inc	Goldman Sachs	2,715
27,665	AgroFresh Solutions Inc	Morgan Stanley	(1,383)
(7,509)	Air Lease Corp	Bank of America Merrill Lynch	(12,248)
(1,448)	Air Lease Corp	Barclays Bank	(1,173)
(29,897)	Air Lease Corp	Goldman Sachs	(50,227)
(674)	Air Lease Corp	HSBC	(1,534)
(9,937)	Air Lease Corp	Morgan Stanley	(8,049)
(4,143)	Air Products & Chemicals Inc	Barclays Bank	(38,240)
(6,645)	Air Products & Chemicals Inc	Goldman Sachs	(93,624)
(4,640)	Air Products & Chemicals Inc	HSBC	(60,987)
(1,703)	Air Products & Chemicals Inc	Morgan Stanley	(15,719)
(745)	Air Transport Services Group Inc	Bank of America Merrill Lynch	363
(6,050)	Air Transport Services Group Inc	Barclays Bank	(7,502)
(11,856)	Air Transport Services Group Inc	Goldman Sachs	(8,916)
(22,738)	Air Transport Services Group Inc	HSBC	(9,550)
(1,290)	Air Transport Services Group Inc	Morgan Stanley	(1,600)
(4,807)	Airbnb Inc 'A'	Bank of America Merrill Lynch	(18,363)
(592)	Airbnb Inc 'A'	Barclays Bank	(2,948)
(3,108)	Airbnb Inc 'A'	Goldman Sachs	(11,873)
(3,532)	Airbnb Inc 'A'	HSBC	(670)
(1,193)	Airbnb Inc 'A'	Morgan Stanley	(5,941)
(6,303)	Airgain Inc	Bank of America Merrill Lynch	252
(4,677)	Airgain Inc	Barclays Bank	702
(30,288)	Airgain Inc	Goldman Sachs	1,212
13,330	AirSculpt Technologies Inc	Barclays Bank	8,531
5,191	AirSculpt Technologies Inc	Goldman Sachs	7,475
1,290	AirSculpt Technologies Inc	Morgan Stanley	826
9,993	aka Brands Holding Corp	HSBC	3,851
11,588	aka Brands Holding Corp	Morgan Stanley	4,751
(374)	Akamai Technologies Inc	Bank of America Merrill Lynch	41
(3,657)	Akamai Technologies Inc	Barclays Bank	(6,034)
(10,038)	Akamai Technologies Inc	Goldman Sachs	(18,028)
(4,769)	Akamai Technologies Inc	HSBC	(11,226)
(7,379)	Akamai Technologies Inc	Morgan Stanley	(12,175)
4,700	Akazoo SA	Bank of America Merrill Lynch	(5,452)
5,417	Akazoo SA	Barclays Bank	(6,284)
11,200	Akazoo SA	Goldman Sachs	(12,992)
7,099	Akazoo SA	Morgan Stanley	(71)
807	Akero Therapeutics Inc	Bank of America Merrill Lynch	(428)
5,993	Akero Therapeutics Inc	Barclays Bank	1,618
9,378	Akero Therapeutics Inc	Goldman Sachs	(2,384)
10,805	Akero Therapeutics Inc	HSBC	(13,722)
5,927	Akero Therapeutics Inc	Morgan Stanley	2,178
5,236	Akouos Inc	Bank of America Merrill Lynch	(2,147)
12,743	Akouos Inc	Barclays Bank	(382)
5,559	Akouos Inc	HSBC	(56)
1,501	Akouos Inc	Morgan Stanley	(45)
(18,182)	Akoustis Technologies Inc	Bank of America Merrill Lynch	(6,546)
(70,854)	Akoustis Technologies Inc	Barclays Bank	(41,804)
(4,969)	Akoustis Technologies Inc	HSBC	(1,391)
(9,494)	Akoustis Technologies Inc	Morgan Stanley	(5,601)
5,762	Akoya Biosciences Inc	Bank of America Merrill Lynch	13,656
5,860	Akoya Biosciences Inc	Barclays Bank	5,508
7,363	Akoya Biosciences Inc	Goldman Sachs	17,450
7,034	Akoya Biosciences Inc	Morgan Stanley	6,612
(3,453)	Alamo Group Inc	Barclays Bank	(14,844)
(6,110)	Alamo Group Inc	Goldman Sachs	(20,215)
(118)	Alamo Group Inc	HSBC	(214)
(434)	Alamo Group Inc	Morgan Stanley	(1,669)
5,913	Alarm.com Holdings Inc	Barclays Bank	10,525

保有高	銘柄	取引相手	未実現純利益/(損) (米ドル)
米国(続き)			
10,216	Alarm.com Holdings Inc	Goldman Sachs	67,732
6,879	Alarm.com Holdings Inc	HSBC	54,550
26,863	Alaska Air Group Inc	Bank of America Merrill Lynch	47,796
15,178	Alaska Air Group Inc	Barclays Bank	15,785
(11,624)	Alaska Air Group Inc	Barclays Bank	(12,089)
26,242	Alaska Air Group Inc	Goldman Sachs	46,281
(12,855)	Alaska Air Group Inc	Goldman Sachs	(24,425)
210	Alaska Air Group Inc	HSBC	16
(9,111)	Alaska Air Group Inc	HSBC	(2,096)
2,658	Alaska Air Group Inc	Morgan Stanley	2,764
(216,181)	Alaunos Therapeutics Inc	Barclays Bank	(9,771)
(7,158)	Albany International Corp 'A'	Bank of America Merrill Lynch	(20,202)
(9,287)	Albany International Corp 'A'	Barclays Bank	(17,181)
(3,221)	Albany International Corp 'A'	Goldman Sachs	(9,019)
(2,302)	Albany International Corp 'A'	HSBC	(10,709)
(2,432)	Albany International Corp 'A'	Morgan Stanley	(4,499)
(4,649)	Albemarle Corp	Barclays Bank	(78,243)
(1,476)	Albemarle Corp	Goldman Sachs	(49,372)
5,786	Albertsons Cos Inc	Bank of America Merrill Lynch	6,317
11,545	Albertsons Cos Inc	Barclays Bank	23,436
19,421	Albertsons Cos Inc	Goldman Sachs	7,963
1,610	Albertsons Cos Inc	Morgan Stanley	3,268
(996)	Albireo Pharma Inc	Barclays Bank	1,325
(6,425)	Albireo Pharma Inc	Goldman Sachs	41,177
(4,690)	Albireo Pharma Inc	HSBC	43,289
(2,246)	Alcoa Corp	Bank of America Merrill Lynch	(4,590)
(6,537)	Alcoa Corp	Goldman Sachs	(14,764)
(2,986)	Alcoa Corp	Morgan Stanley	(4,509)
(5,444)	Aldeyra Therapeutics Inc	Bank of America Merrill Lynch	(2,994)
(30,075)	Aldeyra Therapeutics Inc	Barclays Bank	(6,617)
(25,214)	Aldeyra Therapeutics Inc	Goldman Sachs	(13,868)
(6,996)	Aldeyra Therapeutics Inc	HSBC	(4,058)
16,589	Alector Inc	Bank of America Merrill Lynch	6,347
12,867	Alector Inc	Barclays Bank	(2,316)
12,126	Alector Inc	Goldman Sachs	5,214
4,389	Alector Inc	HSBC	4,916
3,137	Alector Inc	Morgan Stanley	(565)
18,311	Alerus Financial Corp	Barclays Bank	(6,592)
15,325	Alerus Financial Corp	Goldman Sachs	9,808
24,447	Alerus Financial Corp	HSBC	(16,379)
15,657	Alerus Financial Corp	Morgan Stanley	(5,637)
8,122	Alexander & Baldwin Inc (REIT)	Bank of America Merrill Lynch	(5,442)
41,930	Alexander & Baldwin Inc (REIT)	Barclays Bank	1,766
31,541	Alexander & Baldwin Inc (REIT)	Goldman Sachs	(20,565)
12,920	Alexander & Baldwin Inc (REIT)	HSBC	(6,041)
14,008	Alexander & Baldwin Inc (REIT)	Morgan Stanley	700
(2,550)	Alexander's Inc (REIT)	Bank of America Merrill Lynch	(27,489)
(6,906)	Alexander's Inc (REIT)	Barclays Bank	(82,734)
(5,334)	Alexander's Inc (REIT)	Goldman Sachs	(57,501)
(2,048)	Alexander's Inc (REIT)	HSBC	(14,973)
(3,280)	Alexander's Inc (REIT)	Morgan Stanley	(39,294)
2,156	Alexandria Real Estate Equities Inc (REIT)	Barclays Bank	12,936
16,217	Alexandria Real Estate Equities Inc (REIT)	Goldman Sachs	31,584
5,980	Alexandria Real Estate Equities Inc (REIT)	HSBC	(629)
3,319	Alexandria Real Estate Equities Inc (REIT)	Morgan Stanley	19,914
1,835	Alico Inc	Bank of America Merrill Lynch	514
5,732	Alico Inc	Barclays Bank	2,809
14,348	Alico Inc	Goldman Sachs	4,017
8,371	Alico Inc	HSBC	27,624
(46,897)	Alight Inc 'A'	Barclays Bank	(8,910)
(106,336)	Alight Inc 'A'	Goldman Sachs	27,648
3	Align Technology Inc	Bank of America Merrill Lynch	11

保有高	銘柄	取引相手	未実現純利益/(損) (米ドル)
	米国(続き)		
(1,018)	Align Technology Inc	Barclays Bank	1,028
1,351	Align Technology Inc	Goldman Sachs	4,729
(172)	Align Technology Inc	Goldman Sachs	(1,165)
1,866	Align Technology Inc	HSBC	16,309
507	Align Technology Inc	Morgan Stanley	(512)
(968)	Align Technology Inc	Morgan Stanley	978
4,269	Alignment Healthcare Inc	Bank of America Merrill Lynch	7,684
21,985	Alignment Healthcare Inc	Barclays Bank	9,673
7,229	Alignment Healthcare Inc	Goldman Sachs	13,012
4,797	Alignment Healthcare Inc	Morgan Stanley	2,111
3,141	Aligos Therapeutics Inc	Bank of America Merrill Lynch	471
2,933	Aligos Therapeutics Inc	Barclays Bank	205
1,408	Aligos Therapeutics Inc	Goldman Sachs	211
1,489	Aligos Therapeutics Inc	HSBC	208
7,717	Aligos Therapeutics Inc	Morgan Stanley	540
(13,477)	Alkami Technology Inc	Barclays Bank	(26,145)
(1,770)	Alkami Technology Inc	Goldman Sachs	(1,649)
2,494	Alkermes Plc	Bank of America Merrill Lynch	3,417
(13,745)	Alkermes Plc	Barclays Bank	(13,745)
17,219	Alkermes Plc	Barclays Bank	17,219
23,067	Allakos Inc	Bank of America Merrill Lynch	(7,381)
10,573	Allakos Inc	Barclays Bank	(529)
23,174	Allakos Inc	Goldman Sachs	(7,416)
55,813	Allakos Inc	HSBC	(18,697)
37,213	Allakos Inc	Morgan Stanley	(1,861)
7,128	Allbirds Inc	Bank of America Merrill Lynch	3,555
36,478	Allbirds Inc	Barclays Bank	22,870
15,205	Allbirds Inc	Goldman Sachs	12,012
11,859	Allbirds Inc	Morgan Stanley	7,590
4,553	Allegheny Technologies Inc	Barclays Bank	4,325
4,946	Allegheny Technologies Inc	HSBC	7,518
1,463	Allegheny Technologies Inc	Morgan Stanley	1,390
(3,547)	Allegiance Bancshares Inc	Bank of America Merrill Lynch	(3,607)
(3,272)	Allegiance Bancshares Inc	Barclays Bank	(3,108)
(7,054)	Allegiance Bancshares Inc	Goldman Sachs	(8,656)
(1,784)	Allegiance Bancshares Inc	HSBC	990
(2,165)	Allegiance Bancshares Inc	Morgan Stanley	(2,057)
(519)	Allegiant Travel Co	Bank of America Merrill Lynch	(2,714)
(4,183)	Allegiant Travel Co	Barclays Bank	(20,037)
(14,750)	Allegiant Travel Co	Goldman Sachs	(77,143)
(9,792)	Allegiant Travel Co	HSBC	(53,857)
(778)	Allegion Plc	Bank of America Merrill Lynch	(2,469)
1,246	Allegion Plc	Barclays Bank	3,551
(1,439)	Allegion Plc	Barclays Bank	(4,101)
10,281	Allegion Plc	Goldman Sachs	3,041
(3,113)	Allegion Plc	Goldman Sachs	(2,026)
81	Allegion Plc	HSBC	24
(6,722)	Allegion Plc	HSBC	14,257
3,121	Allegion Plc	Morgan Stanley	8,895
(4,602)	Allegion Plc	Morgan Stanley	(13,116)
7,006	Allegro MicroSystems Inc	Bank of America Merrill Lynch	9,673
29,004	Allegro MicroSystems Inc	Barclays Bank	25,524
18,972	Allegro MicroSystems Inc	Goldman Sachs	30,355
2,969	Allegro MicroSystems Inc	HSBC	3,369
17,927	Allegro MicroSystems Inc	Morgan Stanley	15,776
(10,426)	ALLETE Inc	Bank of America Merrill Lynch	(5,654)
(20,820)	ALLETE Inc	Barclays Bank	(14,560)
(2,382)	ALLETE Inc	Goldman Sachs	(477)
(1,666)	ALLETE Inc	Morgan Stanley	(823)
23,201	Alliant Energy Corp	Barclays Bank	86,772
(26,762)	Alliant Energy Corp	Barclays Bank	(100,090)
38,118	Alliant Energy Corp	Goldman Sachs	147,898

保有高	銘柄	取引相手	未実現純利益/(損) (米ドル)
	米国(続き)		
(6,652)	Alliant Energy Corp	Goldman Sachs	(25,810)
28,054	Alliant Energy Corp	HSBC	112,821
14,316	Alliant Energy Corp	Morgan Stanley	47,412
11,123	Allied Motion Technologies Inc	Barclays Bank	21,579
2,524	Allied Motion Technologies Inc	Goldman Sachs	1,540
7,388	Allied Motion Technologies Inc	Morgan Stanley	14,333
36,929	Allison Transmission Holdings Inc	Barclays Bank	49,485
28,064	Allison Transmission Holdings Inc	Goldman Sachs	34,484
12,893	Allison Transmission Holdings Inc	HSBC	9,752
28,975	Allogene Therapeutics Inc	Barclays Bank	14,343
16,869	Allogene Therapeutics Inc	Goldman Sachs	14,760
11,355	Allogene Therapeutics Inc	HSBC	7,097
13,069	Allovir Inc	Bank of America Merrill Lynch	(9,410)
19,860	Allovir Inc	Barclays Bank	(7,547)
8,348	Allovir Inc	Goldman Sachs	(6,011)
14,744	Allovir Inc	HSBC	(7,077)
54,608	Allscripts Healthcare Solutions Inc	Barclays Bank	8,191
23,810	Allstate Corp	Goldman Sachs	183,337
(4,620)	Allstate Corp	Goldman Sachs	(35,574)
6,615	Allstate Corp	HSBC	41,399
(4,582)	Allstate Corp	HSBC	(30,978)
2,907	Allstate Corp	Morgan Stanley	27,006
(40)	Allstate Corp	Morgan Stanley	(372)
7,292	Ally Financial Inc	Barclays Bank	20,928
(5,383)	Ally Financial Inc	Barclays Bank	(15,449)
30,990	Ally Financial Inc	Goldman Sachs	140,385
(20,299)	Ally Financial Inc	Goldman Sachs	(91,954)
19,403	Ally Financial Inc	HSBC	51,612
(82)	Ally Financial Inc	HSBC	(180)
(341)	Anlylam Pharmaceuticals Inc	Bank of America Merrill Lynch	286
(3,034)	Anlylam Pharmaceuticals Inc	Barclays Bank	16,839
(1,818)	Anlylam Pharmaceuticals Inc	Goldman Sachs	2,500
(294)	Anlylam Pharmaceuticals Inc	HSBC	(444)
(591)	Anlylam Pharmaceuticals Inc	Morgan Stanley	3,280
(4,750)	Alpha & Omega Semiconductor Ltd	Barclays Bank	(25,603)
(6,816)	Alpha & Omega Semiconductor Ltd	Goldman Sachs	(44,100)
(10,054)	Alpha & Omega Semiconductor Ltd	HSBC	(98,062)
(1,408)	Alpha Metallurgical Resources Inc	Morgan Stanley	(6,547)
(17,768)	Alpha Pro Tech Ltd	Barclays Bank	3,198
893	Alpha Teknova Inc	HSBC	(1,018)
136	Alphabet Inc 'A'	Bank of America Merrill Lynch	1,110
751	Alphabet Inc 'A'	Goldman Sachs	(11,083)
203	Alphabet Inc 'A'	HSBC	15,588
219	Alphabet Inc 'A'	Morgan Stanley	4,461
(18,542)	Alphatec Holdings Inc	Bank of America Merrill Lynch	3,152
(15,528)	Alphatec Holdings Inc	Barclays Bank	(3,261)
(23,645)	Alphatec Holdings Inc	Goldman Sachs	4,020
(11,792)	Alphatec Holdings Inc	HSBC	3,508
(868)	Alpine Immune Sciences Inc	Bank of America Merrill Lynch	(1,207)
(7,503)	Alpine Immune Sciences Inc	Barclays Bank	(7,353)
8,994	Alta Equipment Group Inc	Bank of America Merrill Lynch	630
9,005	Alta Equipment Group Inc	Barclays Bank	360
11,958	Alta Equipment Group Inc	Goldman Sachs	837
3,934	Alta Equipment Group Inc	HSBC	(3,332)
10,045	Alta Equipment Group Inc	Morgan Stanley	402
1,840	Altair Engineering Inc 'A'	Bank of America Merrill Lynch	3,717
14,874	Altair Engineering Inc 'A'	Barclays Bank	29,302
7,788	Altair Engineering Inc 'A'	Goldman Sachs	15,732
1,418	Altair Engineering Inc 'A'	HSBC	6,650
1,307	Altair Engineering Inc 'A'	Morgan Stanley	2,575
(3,405)	Alteryx Inc 'A'	Bank of America Merrill Lynch	(2,656)
(6,263)	Alteryx Inc 'A'	Barclays Bank	(7,014)

保有高	銘柄	取引相手	未実現純利益/(損) (米ドル)
	米国(続き)		
(7,357)	Alteryx Inc 'A'	Goldman Sachs	(5,738)
(4,357)	Alteryx Inc 'A'	HSBC	2,745
(14,775)	Alteryx Inc 'A'	Morgan Stanley	(16,548)
139,939	Altice USA Inc 'A'	Barclays Bank	113,351
(1,002)	Altimmune Inc	Bank of America Merrill Lynch	(230)
(30,152)	Altimmune Inc	Barclays Bank	(5,729)
(12,452)	Altimmune Inc	Goldman Sachs	(2,864)
11,733	Altisource Portfolio Solutions SA	Goldman Sachs	11,264
16,929	Alto Ingredients Inc	Bank of America Merrill Lynch	(4,232)
14,571	Alto Ingredients Inc	Barclays Bank	1,603
6,117	Alto Ingredients Inc	Goldman Sachs	(1,529)
25,853	Alto Ingredients Inc	HSBC	(9,307)
6,186	Altra Industrial Motion Corp	Bank of America Merrill Lynch	8,784
18,112	Altra Industrial Motion Corp	Barclays Bank	47,635
9,327	Altra Industrial Motion Corp	Goldman Sachs	13,866
6,145	Altra Industrial Motion Corp	HSBC	5,162
1,410	Altra Industrial Motion Corp	Morgan Stanley	3,708
7,387	Altria Group Inc	Barclays Bank	12,041
(12,087)	Altria Group Inc	Goldman Sachs	(121)
6,589	Altria Group Inc	HSBC	4,830
18,329	Altria Group Inc	Morgan Stanley	29,876
1,946	Altus Midstream Co 'A'	Barclays Bank	10,294
1,935	Altus Midstream Co 'A'	Goldman Sachs	18,886
1,261	Altus Midstream Co 'A'	HSBC	25,220
54,501	Altus Power Inc	Barclays Bank	14,170
4,050	Altus Power Inc	Goldman Sachs	7,007
2,822	Altus Power Inc	HSBC	5,898
(3,540)	ALX Oncology Holdings Inc	Barclays Bank	2,797
(1,564)	ALX Oncology Holdings Inc	Goldman Sachs	2,987
(5,168)	ALX Oncology Holdings Inc	HSBC	6,723
(33,825)	Amalgamated Financial Corp	Barclays Bank	(9,809)
(1,747)	Amalgamated Financial Corp	Goldman Sachs	(1,467)
(577)	Amalgamated Financial Corp	Morgan Stanley	(167)
(816)	A-Mark Precious Metals Inc	Barclays Bank	(6,740)
(4,364)	A-Mark Precious Metals Inc	Goldman Sachs	(62,814)
(1,214)	A-Mark Precious Metals Inc	Morgan Stanley	(10,028)
(224)	Amazon.com Inc	Barclays Bank	(41,438)
(1,166)	Amazon.com Inc	Goldman Sachs	(222,626)
(184)	Amazon.com Inc	HSBC	(27,883)
(57)	Amazon.com Inc	Morgan Stanley	(10,544)
(9,211)	Ambac Financial Group Inc	Barclays Bank	(6,632)
(3,779)	Ambac Financial Group Inc	Morgan Stanley	(2,721)
100	Ambarella Inc	Bank of America Merrill Lynch	942
2,581	Ambarella Inc	Barclays Bank	21,990
4,173	Ambarella Inc	Goldman Sachs	39,309
4,411	Ambarella Inc	HSBC	75,737
1,445	Ambarella Inc	Morgan Stanley	12,311
(14,502)	AMC Entertainment Holdings Inc 'A'	Barclays Bank	(41,041)
24,416	AMC Entertainment Holdings Inc 'A'	HSBC	78,800
5,090	AMC Networks Inc 'A'	Goldman Sachs	16,110
5,154	AMC Networks Inc 'A'	HSBC	39,248
(23,212)	Amcor Plc	Barclays Bank	(1,161)
84,773	Amcor Plc	Goldman Sachs	13,564
(108,312)	Amcor Plc	Goldman Sachs	(12,755)
17,439	Amcor Plc	HSBC	8,545
(23,171)	Amcor Plc	HSBC	(12,753)
(4,729)	Amdocs Ltd	Bank of America Merrill Lynch	(4,448)
(10,574)	Amdocs Ltd	Barclays Bank	(12,251)
(9,072)	Amdocs Ltd	Goldman Sachs	(19,006)
(6,172)	Amdocs Ltd	HSBC	(38,646)
(3,830)	Amdocs Ltd	Morgan Stanley	(3,923)
363	Amedisys Inc	Bank of America Merrill Lynch	(2,334)

保有高	銘柄	取引相手	未実現純利益/(損) (米ドル)
	米国(続き)		
(903)	Amedisys Inc	Barclays Bank	6,809
259	Amedisys Inc	Barclays Bank	(1,953)
(4,272)	Amedisys Inc	HSBC	(854)
977	Amedisys Inc	HSBC	(6,692)
1,954	Amedisys Inc	Morgan Stanley	(14,733)
(22,188)	Amerant Bancorp Inc	Barclays Bank	(17,085)
(14,740)	Amerant Bancorp Inc	Goldman Sachs	(7,135)
(12,429)	Amerant Bancorp Inc	HSBC	(13,608)
(3,431)	AMERCO	Barclays Bank	76,854
(3,851)	AMERCO	Goldman Sachs	112,796
(3,930)	AMERCO	HSBC	143,681
(319)	AMERCO	Morgan Stanley	7,146
6,067	Ameren Corp	Bank of America Merrill Lynch	12,801
12,966	Ameren Corp	Barclays Bank	24,117
39,310	Ameren Corp	Goldman Sachs	86,756
7,409	Ameren Corp	HSBC	11,596
58,480	Ameren Corp	Morgan Stanley	94,203
1,814	Ameresco Inc 'A'	Barclays Bank	10,485
3,689	Ameresco Inc 'A'	Goldman Sachs	42,239
(23,053)	America First Multifamily Investors LP	Goldman Sachs	(20,131)
2,413	American Airlines Group Inc	Bank of America Merrill Lynch	4,652
106,584	American Airlines Group Inc	Barclays Bank	107,223
29,480	American Airlines Group Inc	Goldman Sachs	36,555
60,357	American Airlines Group Inc	HSBC	88,724
64,691	American Airlines Group Inc	Morgan Stanley	67,279
10,789	American Assets Trust Inc (REIT)	Bank of America Merrill Lynch	8,631
27,079	American Assets Trust Inc (REIT)	Barclays Bank	36,827
11,759	American Assets Trust Inc (REIT)	Goldman Sachs	9,407
36,339	American Assets Trust Inc (REIT)	HSBC	17,079
38,632	American Assets Trust Inc (REIT)	Morgan Stanley	52,540
(3,203)	American Axle & Manufacturing Holdings Inc	Goldman Sachs	(2,045)
(17,502)	American Axle & Manufacturing Holdings Inc	HSBC	(21,352)
(20,966)	American Axle & Manufacturing Holdings Inc	Morgan Stanley	(14,467)
67,410	American Eagle Outfitters Inc	Bank of America Merrill Lynch	(152,010)
47,180	American Eagle Outfitters Inc	Barclays Bank	(50,718)
63,565	American Eagle Outfitters Inc	Goldman Sachs	(143,339)
51,297	American Eagle Outfitters Inc	HSBC	(110,374)
19,248	American Eagle Outfitters Inc	Morgan Stanley	(20,691)
(42,046)	American Electric Power Co Inc	Barclays Bank	(63,069)
(15,974)	American Electric Power Co Inc	Goldman Sachs	(38,019)
(31,764)	American Electric Power Co Inc	HSBC	(66,070)
(9,654)	American Electric Power Co Inc	Morgan Stanley	(14,481)
(2,250)	American Equity Investment Life Holding Co	Bank of America Merrill Lynch	(11,318)
(32,629)	American Equity Investment Life Holding Co	Barclays Bank	(53,838)
(18,448)	American Equity Investment Life Holding Co	Goldman Sachs	(92,793)
(8,369)	American Equity Investment Life Holding Co	HSBC	(44,774)
(2,899)	American Equity Investment Life Holding Co	Morgan Stanley	(4,783)
6,009	American Express Co	Barclays Bank	61,472
13,664	American Express Co	Goldman Sachs	175,446
2,829	American Express Co	HSBC	23,339
4,067	American Express Co	Morgan Stanley	41,605
4,386	American Finance Trust Inc (REIT)	Bank of America Merrill Lynch	2,719
70,255	American Finance Trust Inc (REIT)	Barclays Bank	20,374
40,436	American Finance Trust Inc (REIT)	Goldman Sachs	25,070
11,097	American Finance Trust Inc (REIT)	HSBC	8,878
(306)	American Financial Group Inc	Bank of America Merrill Lynch	2,282
(2,325)	American Financial Group Inc	Barclays Bank	(11,741)
(800)	American Financial Group Inc	Goldman Sachs	3,511
(8,997)	American Financial Group Inc	HSBC	25,370
(3,127)	American Financial Group Inc	Morgan Stanley	(14,112)
96,808	American Homes 4 Rent 'A' (REIT)	Barclays Bank	64,861
55,550	American Homes 4 Rent 'A' (REIT)	Goldman Sachs	29,997

保有高	銘柄	取引相手	未実現評価益/(損) (米ドル)
米国(続々)			
(17,429)	American Homes 4 Rent 'A' (REIT)	Goldman Sachs	(9,412)
13,152	American Homes 4 Rent 'A' (REIT)	HSBC	27,225
1,610	American Homes 4 Rent 'A' (REIT)	Morgan Stanley	1,079
(14,878)	American International Group Inc	Bank of America Merrill Lynch	1,041
(48,540)	American International Group Inc	Barclays Bank	(80,701)
(38,797)	American International Group Inc	Goldman Sachs	2,715
(4,985)	American International Group Inc	HSBC	382
(10,396)	American International Group Inc	Morgan Stanley	(17,049)
2,168	American National Bankshares Inc	Bank of America Merrill Lynch	2,558
1,779	American National Bankshares Inc	Barclays Bank	1,245
7,358	American National Bankshares Inc	Goldman Sachs	8,682
906	American National Bankshares Inc	HSBC	308
(6,099)	American Outdoor Brands Inc	Barclays Bank	(4,330)
(6,459)	American Public Education Inc	Barclays Bank	(4,909)
(20,108)	American Public Education Inc	Goldman Sachs	(12,668)
(4,830)	American Public Education Inc	HSBC	19,127
(2,026)	American Realty Investors Inc	Barclays Bank	912
(38,523)	American Software Inc 'A'	Barclays Bank	(19,647)
(20,249)	American Software Inc 'A'	Goldman Sachs	(25,716)
(3,228)	American States Water Co	Bank of America Merrill Lynch	(2,356)
(6,500)	American States Water Co	Barclays Bank	4,355
(15,891)	American States Water Co	Goldman Sachs	(11,600)
(14,443)	American States Water Co	HSBC	(30,186)
(9,544)	American Superconductor Corp	Morgan Stanley	(2,004)
1,616	American Tower Corp (REIT)	Barclays Bank	13,542
11,767	American Tower Corp (REIT)	Goldman Sachs	320,780
1,556	American Tower Corp (REIT)	HSBC	38,714
1,756	American Tower Corp (REIT)	Morgan Stanley	14,715
5,851	American Vanguard Corp	Bank of America Merrill Lynch	15,004
6,147	American Vanguard Corp	Barclays Bank	9,341
17,188	American Vanguard Corp	Goldman Sachs	47,783
7,266	American Vanguard Corp	HSBC	25,109
2,186	American Vanguard Corp	Morgan Stanley	3,235
19,593	American Water Works Co Inc	Bank of America Merrill Lynch	60,814
3,474	American Water Works Co Inc	Barclays Bank	2,536
18,913	American Water Works Co Inc	Goldman Sachs	59,008
5,272	American Water Works Co Inc	HSBC	17,398
5,453	American Water Works Co Inc	Morgan Stanley	3,981
49,562	American Well Corp 'A'	Bank of America Merrill Lynch	30,481
61,204	American Well Corp 'A'	Barclays Bank	31,520
41,552	American Well Corp 'A'	Goldman Sachs	25,554
30,791	American Well Corp 'A'	HSBC	30,021
34,868	American Well Corp 'A'	Morgan Stanley	17,957
(5,591)	American Woodmark Corp	Barclays Bank	(16,382)
(16,672)	American Woodmark Corp	Goldman Sachs	(62,187)
(2,878)	American Woodmark Corp	HSBC	(10,390)
(1,363)	America's Car-Mart Inc	Bank of America Merrill Lynch	(39,036)
(3,633)	America's Car-Mart Inc	Barclays Bank	(117,387)
(2,362)	America's Car-Mart Inc	Goldman Sachs	(69,040)
(1,341)	America's Car-Mart Inc	HSBC	(37,969)
(360)	America's Car-Mart Inc	Morgan Stanley	(12,229)
(51,255)	Americold Realty Trust Inc	Barclays Bank	(115,836)
(86,589)	Americold Realty Trust Inc	Goldman Sachs	(140,921)
(67,805)	Americold Realty Trust Inc	HSBC	(147,565)
1,955	Ameriprise Financial Inc	Bank of America Merrill Lynch	25,483
1,513	Ameriprise Financial Inc	Barclays Bank	19,412
6,674	Ameriprise Financial Inc	Goldman Sachs	102,179
4,056	Ameriprise Financial Inc	HSBC	67,425
4,498	Ameriprise Financial Inc	Morgan Stanley	57,710
(6,303)	Ameris Bancorp	Bank of America Merrill Lynch	(11,426)
(8,803)	Ameris Bancorp	Barclays Bank	(15,053)
(5,584)	Ameris Bancorp	Goldman Sachs	(8,386)

保有高	銘柄	取引相手	未実現評価益/(損) (米ドル)
米国(続々)			
(8,496)	Ameris Bancorp	HSBC	(19,576)
(3,877)	Ameris Bancorp	Morgan Stanley	(6,630)
(19,985)	AMERISAFE Inc	Barclays Bank	(29,578)
(5,040)	AMERISAFE Inc	Goldman Sachs	(9,576)
(3,708)	AMERISAFE Inc	HSBC	(4,264)
7,142	AmerisourceBergen Corp	Bank of America Merrill Lynch	1,499
20,821	AmerisourceBergen Corp	Barclays Bank	36,645
21,988	AmerisourceBergen Corp	Goldman Sachs	8,682
5,292	AmerisourceBergen Corp	HSBC	(15,135)
17,844	AmerisourceBergen Corp	Morgan Stanley	31,406
(7,958)	Ames National Corp	Bank of America Merrill Lynch	3,342
(12,370)	Ames National Corp	Barclays Bank	3,093
(17,733)	Ames National Corp	Goldman Sachs	7,448
(635)	Ames National Corp	HSBC	445
(4,150)	Ames National Corp	Morgan Stanley	1,038
13,416	AMETEK Inc	Barclays Bank	14,109
22,349	AMETEK Inc	Goldman Sachs	1,988
22,137	AMETEK Inc	HSBC	(38,961)
6,432	AMETEK Inc	Morgan Stanley	6,046
11,792	Amgen Inc	Goldman Sachs	87,968
(385)	Amgen Inc	Goldman Sachs	(2,872)
(295)	Amgen Inc	HSBC	(3,567)
(407)	Amgen Inc	Morgan Stanley	(932)
(21,893)	Amicus Therapeutics Inc	Barclays Bank	2,299
(12,195)	Amicus Therapeutics Inc	HSBC	(14,903)
(12,400)	Amicus Therapeutics Inc	Morgan Stanley	1,302
5,978	Amkor Technology Inc	Bank of America Merrill Lynch	7,668
17,049	Amkor Technology Inc	Barclays Bank	18,072
(1,613)	Amkor Technology Inc	Barclays Bank	(1,710)
36,039	Amkor Technology Inc	Goldman Sachs	38,372
(9,642)	Amkor Technology Inc	Goldman Sachs	(7,166)
26,254	Amkor Technology Inc	HSBC	42,489
8,217	Amkor Technology Inc	Morgan Stanley	8,710
(2,681)	Amkor Technology Inc	Morgan Stanley	(2,842)
(52,634)	AMMO Inc	Bank of America Merrill Lynch	(32,107)
(59,140)	AMMO Inc	Barclays Bank	(27,796)
(52,952)	AMMO Inc	Morgan Stanley	(24,887)
2,726	AMN Healthcare Services Inc	Bank of America Merrill Lynch	7,818
18,154	AMN Healthcare Services Inc	Barclays Bank	87,502
968	AMN Healthcare Services Inc	Goldman Sachs	3,311
1,241	AMN Healthcare Services Inc	HSBC	5,125
4,510	AMN Healthcare Services Inc	Morgan Stanley	21,837
34,890	Amneal Pharmaceuticals Inc	Barclays Bank	5,582
37,569	Amneal Pharmaceuticals Inc	Goldman Sachs	3,006
48,107	Amneal Pharmaceuticals Inc	HSBC	18,762
5,256	Amneal Pharmaceuticals Inc	Morgan Stanley	841
8,782	Amphastar Pharmaceuticals Inc	Barclays Bank	27,663
14,503	Amphastar Pharmaceuticals Inc	Goldman Sachs	37,418
3,626	Amphastar Pharmaceuticals Inc	Morgan Stanley	11,422
(21,929)	Amphenol Corp 'A'	Bank of America Merrill Lynch	(20,808)
(29,660)	Amphenol Corp 'A'	Barclays Bank	(31,440)
38,607	Amphenol Corp 'A'	Barclays Bank	40,923
(1,051)	Amphenol Corp 'A'	Goldman Sachs	(967)
16,481	Amphenol Corp 'A'	Goldman Sachs	15,163
(3,032)	Amphenol Corp 'A'	HSBC	(2,674)
(39,381)	Amphenol Corp 'A'	Morgan Stanley	(44,815)
4,205	Amphenol Corp 'A'	Morgan Stanley	4,457
(10,021)	Ampio Pharmaceuticals Inc	Barclays Bank	94
53,416	Amplify Energy Corp	Barclays Bank	75,317
(5,680)	Amplitude Inc 'A'	Bank of America Merrill Lynch	(11,587)
(24,081)	Amyris Inc	Bank of America Merrill Lynch	(9,873)
25,498	Amyris Inc	Barclays Bank	7,904

保有高	銘柄	取引相手	未実現純利益/(損) (米ドル)
米国(続き)			
(25,410)	Amyris Inc	Barclays Bank	(7,877)
15,817	Amyris Inc	Goldman Sachs	6,485
(38,124)	Amyris Inc	Goldman Sachs	(15,631)
23,847	Amyris Inc	HSBC	1,192
4,573	Analog Devices Inc	Barclays Bank	16,920
9,850	Analog Devices Inc	Goldman Sachs	73,123
(6,357)	Analog Devices Inc	Goldman Sachs	(43,457)
2,092	Analog Devices Inc	HSBC	(3,041)
(1,231)	Analog Devices Inc	HSBC	(11,172)
(3,229)	AnaptysBio Inc	Barclays Bank	4,521
(10,376)	AnaptysBio Inc	Goldman Sachs	18,353
(7,792)	AnaptysBio Inc	HSBC	22,363
(4,541)	Anavex Life Sciences Corp	Bank of America Merrill Lynch	(4,359)
(10,227)	Anavex Life Sciences Corp	Barclays Bank	(4,193)
(13,653)	Anavex Life Sciences Corp	Goldman Sachs	(13,107)
(13,761)	Anavex Life Sciences Corp	HSBC	(28,423)
(5,388)	Anavex Life Sciences Corp	Morgan Stanley	(2,209)
12,558	Andersons Inc	Barclays Bank	6,781
4,420	Andersons Inc	Goldman Sachs	(1,591)
(10,449)	ANGI Homeservices Inc 'A'	Bank of America Merrill Lynch	(7,941)
(18,590)	ANGI Homeservices Inc 'A'	Barclays Bank	(10,039)
(19,520)	ANGI Homeservices Inc 'A'	Goldman Sachs	(14,835)
(13,902)	AngioDynamics Inc	Barclays Bank	(5,561)
(14,442)	AngioDynamics Inc	HSBC	(21,374)
8,900	Angion Biomedica Corp	Bank of America Merrill Lynch	1,424
3,617	Angion Biomedica Corp	Barclays Bank	796
2,845	Angion Biomedica Corp	Morgan Stanley	626
(8,222)	ANI Pharmaceuticals Inc	Barclays Bank	7,893
(10,793)	ANI Pharmaceuticals Inc	Goldman Sachs	(13,707)
(1,463)	Anika Therapeutics Inc	Bank of America Merrill Lynch	322
(9,659)	Anika Therapeutics Inc	Barclays Bank	(6,568)
(5,944)	Annaly Capital Management Inc (REIT)	Bank of America Merrill Lynch	357
(211,359)	Annaly Capital Management Inc (REIT)	Barclays Bank	(40,158)
(128,322)	Annaly Capital Management Inc (REIT)	Goldman Sachs	7,700
(124,057)	Annaly Capital Management Inc (REIT)	HSBC	(4,962)
(67,818)	Annaly Capital Management Inc (REIT)	Morgan Stanley	(12,885)
7,036	Annexon Inc	Barclays Bank	(352)
6,160	Annexon Inc	Goldman Sachs	(431)
1,636	Annexon Inc	HSBC	1,031
1,796	Annexon Inc	Morgan Stanley	(90)
1,173	ANSYS Inc	Bank of America Merrill Lynch	12,586
8,406	ANSYS Inc	Barclays Bank	19,334
2,934	ANSYS Inc	Goldman Sachs	25,729
1,149	ANSYS Inc	HSBC	4,497
3,834	ANSYS Inc	Morgan Stanley	8,818
(501)	Anterix Inc	Bank of America Merrill Lynch	3,893
(3,462)	Anterix Inc	Barclays Bank	11,148
(6,873)	Anterix Inc	Goldman Sachs	53,403
(4,022)	Anterix Inc	HSBC	30,085
(4,878)	Anterix Inc	Morgan Stanley	15,707
(10,453)	Antero Midstream Corp	Bank of America Merrill Lynch	(8,602)
(56,264)	Antero Midstream Corp	Barclays Bank	(33,758)
(4,074)	Antero Midstream Corp	Goldman Sachs	(3,000)
(66,417)	Antero Midstream Corp	HSBC	(69,738)
2,835	Antero Resources Corp	Bank of America Merrill Lynch	30,193
(1,658)	Antero Resources Corp	Barclays Bank	(2,023)
7,161	Antero Resources Corp	Barclays Bank	37,380
(3,638)	Antero Resources Corp	Goldman Sachs	(38,745)
(11,428)	Antero Resources Corp	HSBC	(131,818)
(18,486)	Antero Resources Corp	Morgan Stanley	(96,497)
576	Anthem Inc	Barclays Bank	12,914
6,834	Anthem Inc	Goldman Sachs	161,829

保有高	銘柄	取引相手	未実現純利益/(損) (米ドル)
米国(続き)			
4,663	Anthem Inc	HSBC	123,057
1,512	Anthem Inc	Morgan Stanley	33,899
(5,789)	Aon Plc 'A'	Barclays Bank	(51,201)
(1,754)	Aon Plc 'A'	Goldman Sachs	(8,163)
(444)	Aon Plc 'A'	HSBC	654
(2,508)	Aon Plc 'A'	Morgan Stanley	(21,994)
9,577	APA Corp	Bank of America Merrill Lynch	64,932
8,395	APA Corp	Barclays Bank	42,311
(30,169)	APA Corp	Goldman Sachs	(204,546)
3,751	APA Corp	HSBC	30,463
6,466	APA Corp	Morgan Stanley	32,589
(63,549)	Apartment Income Corp (REIT)	Barclays Bank	(74,988)
(59,079)	Apartment Income Corp (REIT)	Goldman Sachs	(74,033)
(35,743)	Apartment Income Corp (REIT)	HSBC	(73,988)
(12,486)	Apartment Income Corp (REIT)	Morgan Stanley	(14,733)
5,505	Apartment Investment and Management Co 'A' (REIT)	Bank of America Merrill Lynch	2,697
35,888	Apartment Investment and Management Co 'A' (REIT)	Barclays Bank	12,202
39,225	Apartment Investment and Management Co 'A' (REIT)	Goldman Sachs	19,220
54,507	Apartment Investment and Management Co 'A' (REIT)	HSBC	31,614
5,146	Apartment Investment and Management Co 'A' (REIT)	Morgan Stanley	1,750
3,586	Apellis Pharmaceuticals Inc	Bank of America Merrill Lynch	11,690
694	Apellis Pharmaceuticals Inc	Barclays Bank	(1,610)
(2,735)	Apellis Pharmaceuticals Inc	Goldman Sachs	(8,916)
8,586	Apellis Pharmaceuticals Inc	HSBC	45,245
2,315	Apellis Pharmaceuticals Inc	Morgan Stanley	(4,001)
5,384	Apergy Corp	Bank of America Merrill Lynch	10,983
(3,947)	Apergy Corp	Bank of America Merrill Lynch	(7,414)
(24,412)	Apergy Corp	Barclays Bank	(49,801)
(3,156)	Apergy Corp	Barclays Bank	6,438
(18,871)	Apergy Corp	Goldman Sachs	(38,497)
1,523	Apergy Corp	Goldman Sachs	3,107
(26,470)	Apergy Corp	HSBC	(92,030)
3,242	Apergy Corp	HSBC	5,310
(30,351)	Apergy Corp	Morgan Stanley	(61,916)
4,292	Apergy Corp	Morgan Stanley	7,545
(2,264)	API Group Corp	Bank of America Merrill Lynch	(2,604)
(59,931)	API Group Corp	Barclays Bank	(1,798)
(76,932)	API Group Corp	Goldman Sachs	(88,472)
(25,006)	API Group Corp	Morgan Stanley	(750)
(632)	Apogee Enterprises Inc	Bank of America Merrill Lynch	(841)
(10,645)	Apogee Enterprises Inc	Barclays Bank	(15,252)
(13,796)	Apogee Enterprises Inc	Goldman Sachs	(17,716)
(2,000)	Apogee Enterprises Inc	HSBC	(2,649)
(17,501)	Apollo Commercial Real Estate Finance Inc (REIT)	Bank of America Merrill Lynch	(5,863)
(28,852)	Apollo Commercial Real Estate Finance Inc (REIT)	Barclays Bank	(17,167)
(90,251)	Apollo Commercial Real Estate Finance Inc (REIT)	Goldman Sachs	(31,140)
(33,396)	Apollo Commercial Real Estate Finance Inc (REIT)	HSBC	(28,197)
(14,704)	Apollo Commercial Real Estate Finance Inc (REIT)	Morgan Stanley	(8,749)
3,131	Apollo Endosurgery Inc	HSBC	(1,127)
(9,077)	Apollo Global Management Inc	Barclays Bank	(33,494)
(42,426)	Apollo Global Management Inc	Goldman Sachs	(222,739)
(17,612)	Apollo Global Management Inc	HSBC	(164,848)
(1,564)	Apollo Medical Holdings Inc	Bank of America Merrill Lynch	(4,238)
(1,778)	Apollo Medical Holdings Inc	Barclays Bank	(2,311)
(7,352)	Apollo Medical Holdings Inc	Goldman Sachs	(19,924)
(712)	Apollo Medical Holdings Inc	HSBC	(3,759)
(1,069)	Apollo Medical Holdings Inc	Morgan Stanley	(1,390)
1,008	Appfolio Inc 'A'	Barclays Bank	6,199
4,940	Appfolio Inc 'A'	Goldman Sachs	75,286
3,605	Appfolio Inc 'A'	HSBC	18,926
(2,291)	Appian Corp	Bank of America Merrill Lynch	9,154
36	Appian Corp	Bank of America Merrill Lynch	(193)

保有高	銘柄	取引相手	未実現評価益/(損) (米ドル)
	米国(続き)		
(7,888)	Appian Corp	Barclays Bank	(1,973)
1,970	Appian Corp	Barclays Bank	493
(6,109)	Appian Corp	Goldman Sachs	25,879
(4,729)	Appian Corp	HSBC	(3,119)
2,766	Appian Corp	HSBC	13,581
(2,771)	Appian Corp	Morgan Stanley	(693)
(7,243)	Apple Hospitality Inc (REIT)	Bank of America Merrill Lynch	(2,390)
(42,781)	Apple Hospitality Inc (REIT)	Barclays Bank	(44,064)
(21,269)	Apple Hospitality Inc (REIT)	Goldman Sachs	(7,019)
(58,929)	Apple Hospitality Inc (REIT)	HSBC	(40,326)
(13,877)	Apple Hospitality Inc (REIT)	Morgan Stanley	(14,293)
(4,324)	Apple Inc	Bank of America Merrill Lynch	(9,067)
(21,136)	Apple Inc	Barclays Bank	(101,453)
(7,699)	Apple Inc	Goldman Sachs	(42,563)
(10,838)	Apple Inc	HSBC	19,966
(9,578)	Apple Inc	Morgan Stanley	(52,861)
9,616	Applied Industrial Technologies Inc	Barclays Bank	16,059
18,879	Applied Industrial Technologies Inc	Goldman Sachs	(88,165)
7,457	Applied Industrial Technologies Inc	HSBC	(32,587)
(5,580)	Applied Materials Inc	Bank of America Merrill Lynch	(34,111)
4,064	Applied Materials Inc	Bank of America Merrill Lynch	26,599
(2,638)	Applied Materials Inc	Barclays Bank	(18,717)
(12,392)	Applied Materials Inc	Goldman Sachs	(77,591)
6,631	Applied Materials Inc	Goldman Sachs	39,945
(8,930)	Applied Materials Inc	HSBC	(98,166)
12,136	Applied Materials Inc	HSBC	87,678
(13,122)	Applied Materials Inc	Morgan Stanley	(96,138)
25,755	Applied Molecular Transport Inc	Bank of America Merrill Lynch	(18,286)
10,154	Applied Molecular Transport Inc	Barclays Bank	305
7,264	Applied Molecular Transport Inc	Goldman Sachs	(5,157)
1,757	Applied Molecular Transport Inc	HSBC	(1,915)
8,398	Applied Molecular Transport Inc	Morgan Stanley	252
39,848	Applied Optoelectronics Inc	Barclays Bank	3,985
29,363	Applied Optoelectronics Inc	Goldman Sachs	294
22,186	Applied Optoelectronics Inc	HSBC	2,884
15,491	Applied Optoelectronics Inc	Morgan Stanley	1,549
4,034	Applied Therapeutics Inc	Bank of America Merrill Lynch	(605)
5,010	Applied Therapeutics Inc	Goldman Sachs	(752)
7,069	Applied Therapeutics Inc	HSBC	(1,484)
1,713	Applied Therapeutics Inc	Morgan Stanley	17
(3,619)	AppLovin Corp 'A'	Barclays Bank	(3,004)
(735)	AppLovin Corp 'A'	Goldman Sachs	(1,058)
(24,440)	AppLovin Corp 'A'	HSBC	(210,429)
(680)	AppLovin Corp 'A'	Morgan Stanley	(564)
633	AptarGroup Inc	Bank of America Merrill Lynch	(639)
9,457	AptarGroup Inc	Barclays Bank	29,167
5,211	AptarGroup Inc	Goldman Sachs	(5,263)
8,185	AptarGroup Inc	HSBC	2,537
9,613	AptarGroup Inc	Morgan Stanley	28,630
13,170	Aptinyx Inc	Goldman Sachs	(1,297)
37,647	Aptinyx Inc	HSBC	(7,311)
56,912	Aptinyx Inc	Morgan Stanley	(2,766)
6,790	Aptiv Plc	Barclays Bank	63,554
(1,029)	Aptiv Plc	Barclays Bank	(12,579)
2,671	Aptiv Plc	Goldman Sachs	22,009
(4,414)	Aptiv Plc	Goldman Sachs	(47,328)
7,292	Aptiv Plc	Morgan Stanley	68,253
(6,122)	Apyx Medical Corp	Barclays Bank	(16,591)
(8,089)	Apyx Medical Corp	Goldman Sachs	(21,355)
(6,394)	Aqua Metals Inc	Bank of America Merrill Lynch	(243)
(63,743)	Aqua Metals Inc	Morgan Stanley	(4,137)
(17,538)	AquaBounty Technologies Inc	Barclays Bank	(3,420)

保有高	銘柄	取引相手	未実現評価益/(損) (米ドル)
	米国(続き)		
1,046	Aquestive Therapeutics Inc	Bank of America Merrill Lynch	(251)
24,829	Aquestive Therapeutics Inc	Barclays Bank	(745)
5,281	Aquestive Therapeutics Inc	HSBC	(106)
11,002	Aquestive Therapeutics Inc	Morgan Stanley	(330)
(13,872)	Aramark	Bank of America Merrill Lynch	(7,504)
(21,120)	Aramark	Barclays Bank	(35,494)
(28,098)	Aramark	Goldman Sachs	(18,879)
(30,321)	Aramark	HSBC	(35,133)
(4,706)	Aramark	Morgan Stanley	(6,946)
59,129	Arbor Realty Trust Inc (REIT)	Barclays Bank	26,017
85,681	Arbor Realty Trust Inc (REIT)	Goldman Sachs	(51,409)
(9,807)	Arbutus Biopharma Corp	Barclays Bank	(49)
(13,043)	Arbutus Biopharma Corp	HSBC	(2,283)
46,017	ARC Document Solutions Inc	Bank of America Merrill Lynch	5,522
(2,686)	ArcBest Corp	Goldman Sachs	(1,585)
1,654	Arcellx Inc	Goldman Sachs	6,831
(27,615)	Arch Capital Group Ltd	Bank of America Merrill Lynch	(25,897)
4,837	Arch Capital Group Ltd	Bank of America Merrill Lynch	3,340
(1,364)	Arch Capital Group Ltd	Barclays Bank	(1,009)
10,896	Arch Capital Group Ltd	Barclays Bank	8,063
(29,569)	Arch Capital Group Ltd	Goldman Sachs	(28,023)
(7,534)	Arch Capital Group Ltd	HSBC	(10,063)
8,877	Arch Capital Group Ltd	HSBC	16,245
(32,848)	Arch Capital Group Ltd	Morgan Stanley	(23,229)
13,081	Archaea Energy Inc	Barclays Bank	28,255
2,333	Archaea Energy Inc	HSBC	1,143
(48,312)	Archer Aviation Inc 'A'	Goldman Sachs	(6,039)
(10,827)	Archer-Daniels-Midland Co	Bank of America Merrill Lynch	(25,763)
(2,494)	Archer-Daniels-Midland Co	Barclays Bank	(8,330)
(3,010)	Archer-Daniels-Midland Co	Goldman Sachs	(4,847)
(4,647)	Archer-Daniels-Midland Co	HSBC	(23,477)
(16,554)	Archer-Daniels-Midland Co	Morgan Stanley	(55,290)
4,236	Archimedes Tech SPAC Partners Co 'A'	Bank of America Merrill Lynch	8,874
8,836	Archimedes Tech SPAC Partners Co 'A'	Barclays Bank	18,025
6,824	Archimedes Tech SPAC Partners Co 'A'	Morgan Stanley	13,921
31,887	Archrock Inc	Goldman Sachs	34,757
21,450	Archrock Inc	HSBC	41,827
58,808	Archrock Inc	Morgan Stanley	51,751
4,738	Arconic Rolled Products Corp	Barclays Bank	1,895
13,091	Arconic Rolled Products Corp	HSBC	23,433
(3,809)	Arcosa Inc	Bank of America Merrill Lynch	(4,217)
(14,588)	Arcosa Inc	Barclays Bank	(22,611)
(3,926)	Arcosa Inc	Goldman Sachs	(5,496)
(3,634)	Arcosa Inc	Morgan Stanley	(4,293)
(3,322)	Arcturus Therapeutics Holdings Inc	Bank of America Merrill Lynch	(7,240)
(3,389)	Arcturus Therapeutics Holdings Inc	Barclays Bank	(5,524)
(2,332)	Arcturus Therapeutics Holdings Inc	Goldman Sachs	(6,670)
(3,324)	Arcus Biosciences Inc	Barclays Bank	299
(4,734)	Arcus Biosciences Inc	Goldman Sachs	3,787
(5,621)	Arcus Biosciences Inc	HSBC	14,109
4,166	Arcutis Biotherapeutics Inc	Barclays Bank	(1,833)
4,140	Arcutis Biotherapeutics Inc	Goldman Sachs	10,888
10,222	Arcutis Biotherapeutics Inc	HSBC	20,853
788	Arcutis Biotherapeutics Inc	Morgan Stanley	(347)
(5,094)	Ardagh Group SA	Barclays Bank	65,560
(10,777)	Ardagh Group SA	Goldman Sachs	138,700
(13,020)	Ardagh Group SA	HSBC	167,567
12,263	Ardagh Metal Packaging SA	Bank of America Merrill Lynch	(2,207)
52,262	Ardagh Metal Packaging SA	Barclays Bank	21,427
62,265	Ardagh Metal Packaging SA	Goldman Sachs	(11,208)
42,341	Ardagh Metal Packaging SA	HSBC	(9,315)
32,489	Ardagh Metal Packaging SA	Morgan Stanley	13,320

保有高	銘柄	取引相手	未実現純利益/(損) (米ドル)
	米国(続き)		
(175,847)	Ardelyx Inc	Goldman Sachs	193
7,082	Ardmore Shipping Corp	Barclays Bank	(212)
57,120	Ardmore Shipping Corp	Goldman Sachs	9,710
(4,629)	Ares Commercial Real Estate Corp (REIT)	Bank of America Merrill Lynch	2,407
(42,824)	Ares Commercial Real Estate Corp (REIT)	Barclays Bank	(14,988)
(63,881)	Ares Commercial Real Estate Corp (REIT)	Goldman Sachs	33,218
(30,871)	Ares Commercial Real Estate Corp (REIT)	HSBC	(1,849)
(10,129)	Ares Management Corp 'A'	Bank of America Merrill Lynch	(39,503)
(10,718)	Ares Management Corp 'A'	Barclays Bank	(32,092)
2,336	Ares Management Corp 'A'	Barclays Bank	6,938
(8,449)	Ares Management Corp 'A'	Goldman Sachs	(31,346)
(6,707)	Ares Management Corp 'A'	HSBC	(52,934)
6,401	Argan Inc	Barclays Bank	11,074
10,507	Argan Inc	Goldman Sachs	39,296
9,973	Argan Inc	HSBC	47,272
3,019	Argan Inc	Morgan Stanley	5,223
(2,155)	Argo Group International Holdings Ltd	Barclays Bank	(819)
(4,667)	Argo Group International Holdings Ltd	Goldman Sachs	(1,120)
(3,884)	Argo Group International Holdings Ltd	HSBC	(1,631)
3,922	Arhaus Inc	Bank of America Merrill Lynch	160
6,929	Arhaus Inc	Goldman Sachs	(1,039)
9,348	Arhaus Inc	HSBC	(11,778)
400	Arhaus Inc	Morgan Stanley	(12)
(20,387)	Aris Water Solution Inc 'A'	Bank of America Merrill Lynch	(54,229)
(2,446)	Arista Networks Inc	Bank of America Merrill Lynch	5,496
(2,990)	Arista Networks Inc	Barclays Bank	(1,794)
(5,905)	Arista Networks Inc	Goldman Sachs	11,604
(8,700)	Arista Networks Inc	HSBC	(3,232)
(14,324)	Arista Networks Inc	Morgan Stanley	(8,595)
(14,609)	Arko Corp	Barclays Bank	(4,967)
(23,549)	Arko Corp	Goldman Sachs	(10,907)
(34,412)	Arko Corp	HSBC	(33,529)
(4,397)	Arko Corp	Morgan Stanley	(1,495)
(8,963)	Arlo Technologies Inc	Barclays Bank	(2,241)
(2,330)	Arlo Technologies Inc	Goldman Sachs	(769)
(37,773)	Arlo Technologies Inc	HSBC	(2,644)
91,167	Armada Hoffer Properties Inc (REIT)	Barclays Bank	38,290
56,766	Armada Hoffer Properties Inc (REIT)	Goldman Sachs	36,898
35,818	Armada Hoffer Properties Inc (REIT)	HSBC	35,818
(19,499)	ARMOUR Residential Inc (REIT)	Bank of America Merrill Lynch	390
(215,855)	ARMOUR Residential Inc (REIT)	Barclays Bank	(23,744)
(27,224)	ARMOUR Residential Inc (REIT)	Goldman Sachs	544
(50,038)	ARMOUR Residential Inc (REIT)	Morgan Stanley	(5,504)
(4,461)	Armstrong World Industries Inc	Bank of America Merrill Lynch	(267)
(6,868)	Armstrong World Industries Inc	Barclays Bank	(1,854)
(7,586)	Armstrong World Industries Inc	Goldman Sachs	(456)
(13,864)	Armstrong World Industries Inc	HSBC	3,424
(11,420)	Armstrong World Industries Inc	Morgan Stanley	(5,143)
(21,528)	Array Technologies Inc	Barclays Bank	(34,660)
(8,817)	Array Technologies Inc	Goldman Sachs	(36,062)
(7,984)	Array Technologies Inc	HSBC	(29,621)
(6,305)	Array Technologies Inc	Morgan Stanley	(10,151)
(22,690)	Arrow Electronics Inc	Barclays Bank	(30,405)
(17,654)	Arrow Electronics Inc	Goldman Sachs	79,620
(9,652)	Arrow Electronics Inc	HSBC	45,364
(625)	Arrow Financial Corp	Bank of America Merrill Lynch	(775)
(9,182)	Arrow Financial Corp	Barclays Bank	(4,591)
(6,762)	Arrow Financial Corp	Goldman Sachs	(8,385)
(2,644)	Arrow Financial Corp	HSBC	(344)
(582)	Arrow Financial Corp	Morgan Stanley	(291)
(108)	Arrowhead Pharmaceuticals Inc	Bank of America Merrill Lynch	(116)
(28,448)	Arrowhead Pharmaceuticals Inc	Barclays Bank	59,741

保有高	銘柄	取引相手	未実現純利益/(損) (米ドル)
	米国(続き)		
(8,314)	Arrowhead Pharmaceuticals Inc	Goldman Sachs	(8,896)
3,665	Arrowhead Pharmaceuticals Inc	Goldman Sachs	3,922
810	Arrowhead Pharmaceuticals Inc	HSBC	996
(2,054)	Arrowhead Pharmaceuticals Inc	HSBC	(2,526)
(935)	Arteris Inc	Bank of America Merrill Lynch	(1,019)
(8,319)	Arteris Inc	Barclays Bank	(4,825)
(4,322)	Arteris Inc	Goldman Sachs	(1,260)
9,239	Artesian Resources Corp 'A'	Morgan Stanley	12,750
(2,017)	Arthur J Gallagher & Co	Bank of America Merrill Lynch	(4,203)
(9,076)	Arthur J Gallagher & Co	Barclays Bank	(40,433)
(28,545)	Arthur J Gallagher & Co	Goldman Sachs	(44,924)
(18,752)	Arthur J Gallagher & Co	HSBC	(59,237)
(4,763)	Arthur J Gallagher & Co	Morgan Stanley	(21,219)
(1,809)	Artisan Partners Asset Management Inc 'A'	Bank of America Merrill Lynch	(6,494)
(6,515)	Artisan Partners Asset Management Inc 'A'	Barclays Bank	(15,311)
16,469	Artisan Partners Asset Management Inc 'A'	Barclays Bank	38,702
(4,459)	Artisan Partners Asset Management Inc 'A'	Goldman Sachs	(16,008)
13,198	Artisan Partners Asset Management Inc 'A'	Goldman Sachs	47,381
(18,909)	Artisan Partners Asset Management Inc 'A'	HSBC	(74,691)
10,302	Artisan Partners Asset Management Inc 'A'	HSBC	41,815
(5,361)	Artisan Partners Asset Management Inc 'A'	Morgan Stanley	(12,598)
6,036	Artisan Partners Asset Management Inc 'A'	Morgan Stanley	14,185
18,805	Artivion Inc	Barclays Bank	6,770
31,588	Artivion Inc	Goldman Sachs	59,070
15,209	Artivion Inc	HSBC	39,391
5,115	Artivion Inc	Morgan Stanley	1,841
4,367	Arvinas Inc	Bank of America Merrill Lynch	(3,755)
4,321	Arvinas Inc	Barclays Bank	(6,655)
1,893	Arvinas Inc	Goldman Sachs	(122)
1,692	Arvinas Inc	HSBC	4,500
(13,904)	Asana Inc 'A'	Bank of America Merrill Lynch	1,988
(11,731)	Asana Inc 'A'	Barclays Bank	(4,692)
(22,834)	Asana Inc 'A'	Goldman Sachs	(8,181)
(4,147)	Asana Inc 'A'	HSBC	3,721
1,072	Asbury Automotive Group Inc	Bank of America Merrill Lynch	5,332
518	Asbury Automotive Group Inc	Barclays Bank	5,603
(352)	Asbury Automotive Group Inc	Barclays Bank	(5,498)
(3,598)	Asbury Automotive Group Inc	Goldman Sachs	14,752
955	Asbury Automotive Group Inc	HSBC	11,423
(911)	Asbury Automotive Group Inc	HSBC	4,365
1,051	Asbury Automotive Group Inc	Morgan Stanley	16,417
(11,680)	Ascet Global Logistics Holding Inc	Bank of America Merrill Lynch	117
(16,747)	Ascet Global Logistics Holding Inc	Goldman Sachs	17
(3,298)	Ascet Global Logistics Holding Inc	HSBC	-
(9,988)	Ascet Global Logistics Holding Inc	Morgan Stanley	-
(95,171)	Asensus Surgical Inc	Bank of America Merrill Lynch	(4,958)
(52,019)	Asensus Surgical Inc	Barclays Bank	(1,035)
1,628	ASGN Inc	Bank of America Merrill Lynch	(10,980)
12,603	ASGN Inc	Barclays Bank	(51,163)
28,494	ASGN Inc	Goldman Sachs	(227,365)
24,491	ASGN Inc	HSBC	(334,101)
1,441	ASGN Inc	Morgan Stanley	(6,268)
7,067	Ashford Hospitality Trust Inc (REIT)	Goldman Sachs	2,544
13,927	Ashford Hospitality Trust Inc (REIT)	HSBC	3,503
4,294	Ashford Hospitality Trust Inc (REIT)	Morgan Stanley	1,546
(1,051)	Ashland Global Holdings Inc	Barclays Bank	(3,922)
(5,566)	Ashland Global Holdings Inc	Goldman Sachs	(42,357)
(886)	Ashland Global Holdings Inc	HSBC	(695)
(11,865)	Ashland Global Holdings Inc	Morgan Stanley	(66,883)
(5,997)	Aspen Aerogels Inc	Bank of America Merrill Lynch	(7,136)
(8,832)	Aspen Aerogels Inc	Barclays Bank	(15,721)
(7,649)	Aspen Aerogels Inc	Goldman Sachs	(9,102)

保有高	銘柄	取引相手	未実現純利益/(損) (米ドル)
	米国(続き)		
(5,934)	Aspen Aerogels Inc	HSBC	(10,528)
(1,074)	Aspen Aerogels Inc	Morgan Stanley	(1,912)
(5,738)	Aspen Group Inc Co	Bank of America Merrill Lynch	(1,048)
(19,979)	Aspen Group Inc Co	Barclays Bank	(1,560)
(7,454)	Aspen Group Inc Co	Morgan Stanley	(582)
(545)	Aspen Technology Inc	Bank of America Merrill Lynch	(2,501)
(848)	Aspen Technology Inc	Barclays Bank	(3,604)
(636)	Aspen Technology Inc	Goldman Sachs	127,129
(241)	Aspen Technology Inc	HSBC	44,934
296	Aspen Technology Inc	HSBC	(54,992)
(1,841)	Aspen Technology Inc	Morgan Stanley	(8,682)
1	Aspen Technology Inc	Morgan Stanley	(118)
(5,828)	Aspira Women's Health Inc	Bank of America Merrill Lynch	72
(39,106)	Aspira Women's Health Inc	Barclays Bank	(3,019)
(46,809)	Aspira Women's Health Inc	HSBC	84
(14,850)	Aspira Women's Health Inc	Morgan Stanley	(1,146)
37,312	Assembly Biosciences Inc	Barclays Bank	10,074
11,302	Assembly Biosciences Inc	Goldman Sachs	3,278
15,726	Assembly Biosciences Inc	HSBC	7,706
24,008	Assembly Biosciences Inc	Morgan Stanley	6,482
8,711	Assetmark Financial Holdings Inc	Bank of America Merrill Lynch	12,021
31,961	AssetMark Financial Holdings Inc	Barclays Bank	35,477
10,516	AssetMark Financial Holdings Inc	Goldman Sachs	15,093
23,002	AssetMark Financial Holdings Inc	HSBC	47,837
5,860	AssetMark Financial Holdings Inc	Morgan Stanley	6,505
(5,911)	Associated Banc-Corp	Bank of America Merrill Lynch	(5,911)
(99,470)	Associated Banc-Corp	Barclays Bank	(43,766)
(49,922)	Associated Banc-Corp	Goldman Sachs	(49,922)
(56,493)	Associated Banc-Corp	HSBC	(41,393)
(40,900)	Associated Banc-Corp	Morgan Stanley	(17,996)
(2,751)	Associated Capital Group Inc 'A'	Bank of America Merrill Lynch	1,458
(2,355)	Associated Capital Group Inc 'A'	HSBC	(1,719)
(1,862)	Assurant Inc	Bank of America Merrill Lynch	2,719
(10,377)	Assurant Inc	Barclays Bank	(5,500)
(5,504)	Assurant Inc	Goldman Sachs	8,036
(1,809)	Assurant Inc	HSBC	3,528
(17,624)	Assurant Inc	Morgan Stanley	(8,245)
(780)	Assured Guaranty Ltd	Bank of America Merrill Lynch	(2,246)
(14,313)	Assured Guaranty Ltd	Barclays Bank	(17,748)
(4,082)	Assured Guaranty Ltd	Goldman Sachs	(11,756)
(2,623)	Assured Guaranty Ltd	HSBC	(7,108)
(433)	Assured Guaranty Ltd	Morgan Stanley	(537)
3,528	Astec Industries Inc	Bank of America Merrill Lynch	6,350
7,299	Astec Industries Inc	Barclays Bank	9,927
14,455	Astec Industries Inc	Goldman Sachs	26,019
10,777	Astec Industries Inc	HSBC	42,354
1,326	Astec Industries Inc	Morgan Stanley	1,803
15,281	Astronics Corp	Bank of America Merrill Lynch	(3,362)
19,306	Astronics Corp	Barclays Bank	7,529
15,759	Astronics Corp	Goldman Sachs	(3,467)
9,829	Astronics Corp	HSBC	2,949
12,445	Astronics Corp	Morgan Stanley	4,854
(12,258)	Asure Software Inc	Barclays Bank	(2,084)
(3,796)	Asure Software Inc	HSBC	(190)
(3,555)	Asure Software Inc	Morgan Stanley	(604)
(46,082)	AT&T Inc	Bank of America Merrill Lynch	(20,355)
(42,532)	AT&T Inc	Barclays Bank	(20,203)
(85,567)	AT&T Inc	Goldman Sachs	(73,392)
(71,011)	AT&T Inc	HSBC	(105,515)
5,313	Atara Biotherapeutics Inc	Bank of America Merrill Lynch	(1,009)
16,222	Atara Biotherapeutics Inc	Barclays Bank	2,109
23,265	Atara Biotherapeutics Inc	Goldman Sachs	(5,428)

保有高	銘柄	取引相手	未実現純利益/(損) (米ドル)
	米国(続き)		
9,690	Atara Biotherapeutics Inc	HSBC	(5,911)
27,561	Atea Pharmaceuticals Inc	Barclays Bank	19,568
3,953	Atea Pharmaceuticals Inc	Goldman Sachs	1,977
11,717	Atea Pharmaceuticals Inc	HSBC	31,402
7,770	Athenex Inc	Bank of America Merrill Lynch	51
14,788	Athenex Inc	Goldman Sachs	96
7,609	Athenex Inc	HSBC	85
16,339	Athenex Inc	Morgan Stanley	(29)
(18,378)	Athersys Inc	Bank of America Merrill Lynch	(6,648)
11,767	Athersys Inc	Barclays Bank	(135)
66,835	Athersys Inc	Goldman Sachs	(29,782)
115,269	Athersys Inc	HSBC	(48,125)
44,484	Athersys Inc	Morgan Stanley	(512)
(13,463)	Athira Pharma Inc	Goldman Sachs	(6,597)
(18,378)	ATI Physical Therapy Inc	Bank of America Merrill Lynch	(4,962)
(6,750)	ATI Physical Therapy Inc	Goldman Sachs	(1,823)
(5,335)	Atkore Inc	Barclays Bank	(22,513)
8,993	Atkore Inc	Barclays Bank	37,950
(4,866)	Atkore Inc	Goldman Sachs	(5,547)
(10,965)	Atlantic Union Bankshares Corp	Bank of America Merrill Lynch	(6,489)
(3,340)	Atlantic Union Bankshares Corp	Barclays Bank	(1,236)
(2,047)	Atlantic Union Bankshares Corp	Goldman Sachs	(1,453)
(23,147)	Atlantic Union Bankshares Corp	HSBC	(249)
(76,364)	Atlantic Union Bankshares Corp	Morgan Stanley	(28,255)
(4,846)	Atlanticus Holdings Corp	Barclays Bank	(17,736)
(668)	Atlanticus Holdings Corp	Goldman Sachs	(2,298)
(1,433)	Atlanticus Holdings Corp	HSBC	(1,722)
(1,399)	Atlas Air Worldwide Holdings Inc	Bank of America Merrill Lynch	1,248
(8,918)	Atlas Air Worldwide Holdings Inc	Barclays Bank	(15,607)
(1,722)	Atlas Air Worldwide Holdings Inc	Goldman Sachs	2,193
(2,630)	Atlas Air Worldwide Holdings Inc	HSBC	2,499
11	Atlas Financial Holdings Inc	Bank of America Merrill Lynch	(1)
(10,008)	Atlas Technical Consultants Inc	Bank of America Merrill Lynch	(6,105)
(32,489)	Atlas Technical Consultants Inc	Barclays Bank	(23,392)
288	Atlassian Corp Plc 'A'	Bank of America Merrill Lynch	1,077
3,222	Atlassian Corp Plc 'A'	Barclays Bank	6,895
853	Atlassian Corp Plc 'A'	Goldman Sachs	2,564
1,083	Atlassian Corp Plc 'A'	HSBC	6,937
40,026	Atmos Energy Corp	Barclays Bank	90,058
26,971	Atmos Energy Corp	Goldman Sachs	74,440
9,940	Atmos Energy Corp	HSBC	22,896
13,829	Atmos Energy Corp	Morgan Stanley	31,115
1,869	ATN International Inc	Bank of America Merrill Lynch	5,364
12,679	ATN International Inc	Barclays Bank	13,947
957	ATN International Inc	Goldman Sachs	2,747
2,257	ATN International Inc	HSBC	5,778
(13,767)	Atomera Inc	Barclays Bank	(7,228)
(3,140)	Atomera Inc	Goldman Sachs	(4,066)
(7,257)	Atomera Inc	HSBC	(8,745)
(4,134)	Atomera Inc	Morgan Stanley	(2,170)
(10,019)	Atossa Therapeutics Inc	Goldman Sachs	254
(24,041)	Atossa Therapeutics Inc	HSBC	-
50,846	Atreca Inc 'A'	Barclays Bank	(3,559)
46,060	Atreca Inc 'A'	Goldman Sachs	(461)
5,426	Atreca Inc 'A'	Morgan Stanley	(380)
695	AtriCure Inc	Bank of America Merrill Lynch	(658)
4,067	AtriCure Inc	Barclays Bank	(8,866)
5,338	AtriCure Inc	Goldman Sachs	(1,281)
8,853	AtriCure Inc	HSBC	(2,532)
2,557	AtriCure Inc	Morgan Stanley	(4,434)
754	Atrion Corp	Morgan Stanley	9,564
(2,772)	aTyr Pharma Inc	HSBC	2,162

保有高	銘柄	取引相手	未実現純利益/(損) (米ドル)
	米国(続き)		
(29,820)	Audacy Inc	Bank of America Merrill Lynch	3,877
(30,648)	Audacy Inc	Barclays Bank	(3,065)
(15,874)	Audacy Inc	Goldman Sachs	2,064
(7,892)	AudioEye Inc	Bank of America Merrill Lynch	(1,894)
952	Autodesk Inc	Barclays Bank	21,591
2,872	Autodesk Inc	Goldman Sachs	38,747
2,894	Autodesk Inc	HSBC	57,504
2,671	Autodesk Inc	Morgan Stanley	60,578
(1,403)	Autoliv Inc	Bank of America Merrill Lynch	(6,692)
(5,887)	Autoliv Inc	Barclays Bank	(7,947)
(8,192)	Autoliv Inc	Goldman Sachs	(37,040)
(18,183)	Autoliv Inc	Morgan Stanley	(24,547)
1,460	Automatic Data Processing Inc	Bank of America Merrill Lynch	20,907
6,103	Automatic Data Processing Inc	Barclays Bank	60,786
4,089	Automatic Data Processing Inc	Goldman Sachs	58,554
1,440	Automatic Data Processing Inc	HSBC	19,580
6,747	Automatic Data Processing Inc	Morgan Stanley	67,200
2,183	AutoNation Inc	Bank of America Merrill Lynch	21,150
(1,254)	AutoNation Inc	Bank of America Merrill Lynch	3,411
359	AutoNation Inc	Barclays Bank	4,330
(2,861)	AutoNation Inc	Barclays Bank	(34,504)
2,882	AutoNation Inc	Goldman Sachs	(7,839)
2,182	AutoNation Inc	HSBC	9,086
1,020	AutoNation Inc	Morgan Stanley	5,640
88	AutoZone Inc	Bank of America Merrill Lynch	13,003
83	AutoZone Inc	Barclays Bank	21,945
161	AutoZone Inc	Goldman Sachs	6,755
157	AutoZone Inc	HSBC	22,405
(649)	AutoZone Inc	Morgan Stanley	(171,596)
48	AutoZone Inc	Morgan Stanley	12,691
(2,784)	Avalara Inc	Bank of America Merrill Lynch	(20,688)
(940)	Avalara Inc	Barclays Bank	(3,296)
(3,665)	Avalara Inc	Goldman Sachs	(30,676)
(7,967)	Avalara Inc	HSBC	(65,903)
(1,208)	Avalara Inc	Morgan Stanley	(7,381)
(49,534)	Avalo Therapeutics Inc	Bank of America Merrill Lynch	(2,204)
(54,392)	Avalo Therapeutics Inc	Barclays Bank	566
(10,916)	Avalo Therapeutics Inc	Goldman Sachs	(486)
(11,196)	Avalo Therapeutics Inc	HSBC	44
(6,363)	AvalonBay Communities Inc (REIT)	Bank of America Merrill Lynch	(24,477)
890	AvalonBay Communities Inc (REIT)	Bank of America Merrill Lynch	3,453
(12,944)	AvalonBay Communities Inc (REIT)	Barclays Bank	(56,750)
5,115	AvalonBay Communities Inc (REIT)	Barclays Bank	23,222
(3,885)	AvalonBay Communities Inc (REIT)	Goldman Sachs	(14,846)
2,691	AvalonBay Communities Inc (REIT)	Goldman Sachs	10,441
(4,345)	AvalonBay Communities Inc (REIT)	HSBC	(15,446)
683	AvalonBay Communities Inc (REIT)	HSBC	3,422
(3,783)	AvalonBay Communities Inc (REIT)	Morgan Stanley	(17,175)
(12,423)	Avangrid Inc	Bank of America Merrill Lynch	(31,927)
3,277	Avangrid Inc	Bank of America Merrill Lynch	8,422
(19,524)	Avangrid Inc	Barclays Bank	4,686
11,464	Avangrid Inc	Barclays Bank	(2,751)
(38,703)	Avangrid Inc	Goldman Sachs	(99,467)
10,599	Avangrid Inc	Goldman Sachs	23,992
12,364	Avangrid Inc	HSBC	33,096
2,966	Avangrid Inc	Morgan Stanley	(712)
(12,231)	Avanos Medical Inc	Bank of America Merrill Lynch	(21,098)
(14,990)	Avanos Medical Inc	Barclays Bank	(12,817)
(1,002)	Avanos Medical Inc	Goldman Sachs	(1,213)
(4,337)	Avanos Medical Inc	HSBC	(6,074)
(13,534)	Avanos Medical Inc	Morgan Stanley	(11,233)
(8,616)	Avantor Inc	Bank of America Merrill Lynch	(13,613)

保有高	銘柄	取引相手	未実現純利益/(損) (米ドル)
	米国(続き)		
15,507	Avantor Inc	Barclays Bank	10,700
(8,678)	Avantor Inc	Barclays Bank	(5,988)
(5,303)	Avantor Inc	Goldman Sachs	(8,379)
(5,362)	Avantor Inc	HSBC	(11,610)
2,946	Avantor Inc	Morgan Stanley	2,033
(6,535)	Avantor Inc	Morgan Stanley	(4,733)
923	Avaya Holdings Corp	Bank of America Merrill Lynch	(1,920)
13,367	Avaya Holdings Corp	Barclays Bank	(5,213)
11,026	Avaya Holdings Corp	Goldman Sachs	(22,934)
20,153	Avaya Holdings Corp	HSBC	(69,869)
4,238	Avaya Holdings Corp	Morgan Stanley	(1,653)
50,028	Aveanna Healthcare Holdings Inc	Barclays Bank	3,002
32,200	Aveanna Healthcare Holdings Inc	Goldman Sachs	5,796
26,978	Aveanna Healthcare Holdings Inc	HSBC	8,363
5,787	Aveanna Healthcare Holdings Inc	Morgan Stanley	347
5,778	AVEO Pharmaceuticals Inc	Barclays Bank	809
7,829	AVEO Pharmaceuticals Inc	Morgan Stanley	1,096
335	Avery Dennison Corp	Bank of America Merrill Lynch	1,514
(1,152)	Avery Dennison Corp	Bank of America Merrill Lynch	3,306
7,914	Avery Dennison Corp	Barclays Bank	30,865
(1,675)	Avery Dennison Corp	Barclays Bank	(6,533)
(881)	Avery Dennison Corp	Goldman Sachs	2,528
(780)	Avery Dennison Corp	HSBC	2,914
(347)	Avery Dennison Corp	Morgan Stanley	(1,809)
(935)	Aviat Networks Inc	Bank of America Merrill Lynch	(449)
(5,261)	Aviat Networks Inc	Barclays Bank	(368)
(4,193)	Aviat Networks Inc	Goldman Sachs	(2,013)
(3,454)	Aviat Networks Inc	HSBC	(3,281)
(1,741)	Aviat Networks Inc	Morgan Stanley	(531)
(20,723)	Avid Bioservices Inc	Barclays Bank	(31,499)
(17,488)	Avid Bioservices Inc	Goldman Sachs	(31,490)
(10,037)	Avid Bioservices Inc	HSBC	(16,361)
(1,631)	Avid Bioservices Inc	Morgan Stanley	(2,479)
(4,180)	Avid Technology Inc	Bank of America Merrill Lynch	(18,894)
(7,461)	Avid Technology Inc	Barclays Bank	(21,115)
(7,374)	Avid Technology Inc	Goldman Sachs	(33,330)
(2,251)	Avid Technology Inc	HSBC	(13,348)
1,148	Avidity Biosciences Inc	Bank of America Merrill Lynch	723
9,222	Avidity Biosciences Inc	Barclays Bank	9,130
11,416	Avidity Biosciences Inc	Goldman Sachs	7,192
1,818	Avidity Biosciences Inc	HSBC	3,436
2,300	Avidity Biosciences Inc	Morgan Stanley	2,277
1,999	AvidXchange Holdings Inc	Bank of America Merrill Lynch	4,178
9,730	AvidXchange Holdings Inc	Barclays Bank	2,627
5,514	AvidXchange Holdings Inc	Goldman Sachs	11,524
29,077	AvidXchange Holdings Inc	HSBC	61,825
6,329	Avient Corp	Barclays Bank	7,975
41,322	Avient Corp	Goldman Sachs	102,892
13,000	Avient Corp	HSBC	16,250
(140)	Avis Budget Group Inc	Bank of America Merrill Lynch	(3,018)
(803)	Avis Budget Group Inc	Barclays Bank	(11,856)
(5,131)	Avis Budget Group Inc	Goldman Sachs	35,435
(223)	Avis Budget Group Inc	HSBC	(4,165)
(509)	Avista Corp	Bank of America Merrill Lynch	301
(12,095)	Avista Corp	Barclays Bank	(726)
(26,229)	Avista Corp	HSBC	(28,590)
(1,923)	Avista Corp	Morgan Stanley	221
(3,204)	Avita Medical Inc	Bank of America Merrill Lynch	(320)
(13,467)	Avita Medical Inc	Barclays Bank	(1,212)
(1,429)	Avita Medical Inc	Goldman Sachs	(143)
85,875	Avnet Inc	Barclays Bank	135,682
20,116	Avnet Inc	Goldman Sachs	13,277

保有高	銘柄	取引相手	未実現純利益/(損) (米ドル)
	米国(続き)		
7,603	Avnet Inc	HSBC	7,451
21,917	Avrobio Inc	Barclays Bank	3,296
4,020	Avrobio Inc	Goldman Sachs	826
18,687	Avrobio Inc	HSBC	3,138
22,941	Avrobio Inc	Morgan Stanley	3,450
(12,435)	Axalta Coating Systems Ltd	Bank of America Merrill Lynch	(14,988)
(56,571)	Axalta Coating Systems Ltd	Barclays Bank	(64,491)
(32,002)	Axalta Coating Systems Ltd	Goldman Sachs	(50,563)
(4,667)	Axalta Coating Systems Ltd	HSBC	(5,725)
(5,019)	Axalta Coating Systems Ltd	Morgan Stanley	(5,722)
2,503	Axcelis Technologies Inc	Bank of America Merrill Lynch	13,016
7,419	Axcelis Technologies Inc	Goldman Sachs	38,579
7,281	Axcelis Technologies Inc	HSBC	51,258
544	Axcelis Technologies Inc	Morgan Stanley	2,464
(16,472)	Axcella Health Inc	Bank of America Merrill Lynch	(8,895)
(4,302)	Axcella Health Inc	Goldman Sachs	(2,323)
(8,681)	Axis Capital Holdings Ltd	Bank of America Merrill Lynch	(12,431)
(7,265)	Axis Capital Holdings Ltd	Goldman Sachs	(10,679)
(27,268)	Axis Capital Holdings Ltd	HSBC	(28,904)
(4,207)	Axis Capital Holdings Ltd	Morgan Stanley	(6,226)
3,497	Axogen Inc	Bank of America Merrill Lynch	87
8,880	Axogen Inc	Barclays Bank	(2,886)
3,986	Axogen Inc	Goldman Sachs	100
11,110	Axogen Inc	HSBC	3,277
3,015	Axogen Inc	Morgan Stanley	(980)
293	Axon Enterprise Inc	Bank of America Merrill Lynch	1,251
12,154	Axon Enterprise Inc	Barclays Bank	60,406
1,424	Axon Enterprise Inc	Goldman Sachs	5,454
619	Axon Enterprise Inc	HSBC	7,317
3,341	Axon Enterprise Inc	Morgan Stanley	16,605
(7,572)	Axonics Inc	Barclays Bank	6,360
(2,999)	Axonics Inc	Goldman Sachs	(9,507)
(8,224)	Axonics Inc	HSBC	(90,464)
(41,821)	Axos Financial Inc	Barclays Bank	(74,023)
(9,743)	Axos Financial Inc	Goldman Sachs	(30,983)
(1,468)	Axsome Therapeutics Inc	Bank of America Merrill Lynch	6,298
(11,408)	Axsome Therapeutics Inc	Barclays Bank	18,595
(8,001)	AXT Inc	Barclays Bank	(3,840)
(5,336)	AXT Inc	Goldman Sachs	(1,708)
(9,585)	AXT Inc	Morgan Stanley	(4,601)
(18,197)	AZEK Co Inc	Bank of America Merrill Lynch	(47,312)
(10,383)	AZEK Co Inc	Barclays Bank	(15,782)
11,650	AZEK Co Inc	Barclays Bank	17,708
(37,874)	AZEK Co Inc	Goldman Sachs	(98,472)
(22,664)	AZEK Co Inc	HSBC	(30,692)
1,252	AZEK Co Inc	HSBC	2,347
(1,592)	AZEK Co Inc	Morgan Stanley	(2,420)
(7,595)	Azenta Inc	Barclays Bank	(37,671)
(20,056)	Azenta Inc	Goldman Sachs	(23,265)
(2,814)	Azenta Inc	HSBC	(31,066)
2,932	Aziyo Biologics Inc 'A'	Barclays Bank	(1,349)
1,573	Aziyo Biologics Inc 'A'	Goldman Sachs	(629)
2,665	Aziyo Biologics Inc 'A'	Morgan Stanley	(1,226)
3,027	AZZ Inc	Bank of America Merrill Lynch	3,771
35,063	AZZ Inc	Barclays Bank	35,537
12,668	AZZ Inc	Goldman Sachs	15,943
2,081	AZZ Inc	HSBC	2,407
9,942	AZZ Inc	Morgan Stanley	10,240
(7,410)	B Riley Financial Inc	Barclays Bank	(28,751)
(6,854)	B Riley Financial Inc	Goldman Sachs	(33,448)
(5,910)	B Riley Financial Inc	HSBC	(31,146)
(2,764)	B Riley Financial Inc	Morgan Stanley	(10,724)

保有高	銘柄	取引相手	未実現純利益/(損) (米ドル)
	米国(続き)		
(59,894)	B&G Foods Inc	Bank of America Merrill Lynch	91,638
(10,595)	Babcock & Wilcox Enterprises Inc	Bank of America Merrill Lynch	(683)
(10,217)	Babcock & Wilcox Enterprises Inc	Barclays Bank	(3,167)
(13,502)	Babcock & Wilcox Enterprises Inc	Goldman Sachs	1,485
(23,223)	Babcock & Wilcox Enterprises Inc	HSBC	3,308
5,845	Backblaze Inc 'A'	Barclays Bank	1,870
10,951	Backblaze Inc 'A'	Goldman Sachs	(2,190)
1,448	Backblaze Inc 'A'	HSBC	(623)
2,774	Backblaze Inc 'A'	Morgan Stanley	888
(3,646)	Badger Meter Inc	Bank of America Merrill Lynch	(1,325)
(2,702)	Badger Meter Inc	Barclays Bank	(567)
(3,300)	Badger Meter Inc	Goldman Sachs	(474)
(5,483)	Badger Meter Inc	HSBC	(1,303)
(1,283)	Baker Hughes Co	Bank of America Merrill Lynch	(2,977)
975	Baker Hughes Co	Bank of America Merrill Lynch	1,159
(40,053)	Baker Hughes Co	Barclays Bank	(61,682)
800	Baker Hughes Co	Barclays Bank	1,245
(8,232)	Baker Hughes Co	Goldman Sachs	(19,098)
14,382	Baker Hughes Co	Goldman Sachs	33,366
5,501	Baker Hughes Co	HSBC	39,607
2,346	Baker Hughes Co	Morgan Stanley	3,613
(3,388)	Balchem Corp	Bank of America Merrill Lynch	(22,767)
(13,188)	Balchem Corp	Barclays Bank	(41,542)
(3,797)	Balchem Corp	Goldman Sachs	(24,100)
(814)	Balchem Corp	Morgan Stanley	(2,564)
(2,383)	Ball Corp	Bank of America Merrill Lynch	(1,554)
(4,287)	Ball Corp	Barclays Bank	(2,401)
5,008	Ball Corp	Barclays Bank	2,804
(18,420)	Ball Corp	Goldman Sachs	5,512
(2,076)	Ball Corp	HSBC	(3,402)
(11,328)	Bally's Corp	Goldman Sachs	(19,824)
(9,777)	Banc of California Inc	Bank of America Merrill Lynch	(10,364)
(21,911)	Banc of California Inc	Barclays Bank	(11,175)
(40,045)	Banc of California Inc	Goldman Sachs	(42,448)
(25,192)	Banc of California Inc	HSBC	(23,177)
(18,466)	Banc of California Inc	Morgan Stanley	(9,418)
3,484	BancFirst Corp	Bank of America Merrill Lynch	26,129
4,117	BancFirst Corp	Barclays Bank	25,031
21,088	BancFirst Corp	Goldman Sachs	167,001
1,929	BancFirst Corp	HSBC	14,769
8,565	Banco Latinoamericano de Comercio Exterior SA	Barclays Bank	6,252
1,580	Banco Latinoamericano de Comercio Exterior SA	Goldman Sachs	1,402
1,572	Banco Latinoamericano de Comercio Exterior SA	HSBC	1,192
(3,275)	Bancorp Inc	Bank of America Merrill Lynch	(7,919)
(12,443)	Bancorp Inc	Barclays Bank	(22,895)
(6,500)	Bancorp Inc	HSBC	(12,013)
(3,021)	Bancorp Inc	Morgan Stanley	(5,559)
16,221	Bandwidth Inc 'A'	Barclays Bank	29,036
1,130	Bandwidth Inc 'A'	Goldman Sachs	4,735
4,737	Bandwidth Inc 'A'	HSBC	11,613
3,885	Bandwidth Inc 'A'	Morgan Stanley	6,954
(8,114)	Bank First Corp	Barclays Bank	(8,641)
44,264	Bank of America Corp	Barclays Bank	58,428
68,921	Bank of America Corp	Goldman Sachs	150,717
82,814	Bank of America Corp	HSBC	68,455
10,338	Bank of America Corp	Morgan Stanley	13,646
5,833	Bank of Hawaii Corp	Bank of America Merrill Lynch	18,549
11,946	Bank of Hawaii Corp	Barclays Bank	15,959
30,122	Bank of Hawaii Corp	Goldman Sachs	95,788
11,140	Bank of Hawaii Corp	HSBC	36,316
20,014	Bank of Hawaii Corp	Morgan Stanley	29,621
908	Bank of Marin Bancorp	Bank of America Merrill Lynch	1,656

保有高	銘柄	取引相手	未実現純利益/(損) (米ドル)
	米国(続き)		
4,248	Bank of Marin Bancorp	Barclays Bank	4,885
15,879	Bank of Marin Bancorp	Goldman Sachs	37,951
1,876	Bank of Marin Bancorp	HSBC	3,080
29,318	Bank of New York Mellon Corp	Bank of America Merrill Lynch	84,436
14,011	Bank of New York Mellon Corp	Barclays Bank	20,176
28,648	Bank of New York Mellon Corp	Goldman Sachs	82,507
51,901	Bank of New York Mellon Corp	HSBC	151,032
26,878	Bank of New York Mellon Corp	Morgan Stanley	38,704
(3,469)	Bank of Princeton	Bank of America Merrill Lynch	(4,510)
(1,049)	Bank of Princeton	HSBC	(252)
(416)	Bank of Princeton	Morgan Stanley	(225)
(11,716)	Bank OZK	Bank of America Merrill Lynch	(38,853)
(30,261)	Bank OZK	Barclays Bank	(64,468)
(55,232)	Bank OZK	Goldman Sachs	(184,475)
(16,617)	Bank OZK	HSBC	(32,524)
(3,185)	Bank OZK	Morgan Stanley	(6,848)
2,080	Bank7 Corp	Barclays Bank	978
2,724	Bank7 Corp	Goldman Sachs	4,004
11,171	Bank7 Corp	HSBC	9,160
961	Bank7 Corp	Morgan Stanley	452
2,661	BankFinancial Corp	Bank of America Merrill Lynch	160
57,827	BankFinancial Corp	Goldman Sachs	3,470
37,157	BankFinancial Corp	Morgan Stanley	1,486
(2,344)	BankUnited Inc	Bank of America Merrill Lynch	(4,542)
(19,411)	BankUnited Inc	Barclays Bank	(18,440)
(42,993)	BankUnited Inc	Goldman Sachs	(136,718)
(17,043)	BankUnited Inc	HSBC	(42,149)
(1,504)	BankUnited Inc	Morgan Stanley	(1,429)
(24,920)	Bankwell Financial Group Inc	Bank of America Merrill Lynch	(33,891)
(1,928)	Bankwell Financial Group Inc	Barclays Bank	(2,545)
(1,183)	Bankwell Financial Group Inc	Morgan Stanley	(1,562)
(19,939)	Banner Corp	Barclays Bank	(45,860)
(24,115)	Banner Corp	HSBC	(61,252)
4,699	Bar Harbor Bankshares	Bank of America Merrill Lynch	6,599
26,914	Bar Harbor Bankshares	Barclays Bank	30,413
7,741	Bar Harbor Bankshares	Goldman Sachs	12,417
6,060	Bar Harbor Bankshares	HSBC	4,666
2,826	Bar Harbor Bankshares	Morgan Stanley	3,238
26,108	BAR K Inc	Bank of America Merrill Lynch	3,133
24,484	BAR K Inc	Barclays Bank	5,386
6,267	BAR K Inc	HSBC	1,065
9,432	BAR K Inc	Morgan Stanley	2,075
(28,738)	Barnes & Noble Education Inc	Bank of America Merrill Lynch	(1,437)
(2,092)	Barnes & Noble Education Inc	Barclays Bank	(460)
(4,076)	Barnes & Noble Education Inc	Goldman Sachs	(204)
(5,090)	Barnes & Noble Education Inc	HSBC	509
(12,324)	Barnes & Noble Education Inc	Morgan Stanley	(2,711)
(1,635)	Barnes Group Inc	Bank of America Merrill Lynch	(3,368)
(33,599)	Barnes Group Inc	Barclays Bank	(34,271)
(8,417)	Barnes Group Inc	Goldman Sachs	(17,339)
(806)	Barnes Group Inc	HSBC	(2,120)
(2,139)	Barnes Group Inc	Morgan Stanley	(2,182)
(2,442)	Barrett Business Services Inc	HSBC	6,862
(2,141)	Bassett Furniture Industries Inc	Bank of America Merrill Lynch	(300)
(1,624)	Bassett Furniture Industries Inc	Barclays Bank	(2,436)
(2,188)	Bassett Furniture Industries Inc	Goldman Sachs	(306)
9,071	Bausch Health Cos Inc	Bank of America Merrill Lynch	(9,797)
(5,602)	Bausch Health Cos Inc	Barclays Bank	560
3,075	Bausch Health Cos Inc	Barclays Bank	(308)
(12,442)	Bausch Health Cos Inc	HSBC	39,939
6,375	Bausch Health Cos Inc	HSBC	(20,464)
18,683	Bausch Health Cos Inc	Morgan Stanley	(1,868)

保有高	銘柄	取引相手	未実現純利益/(損) (米ドル)
	米国(続き)		
5,769	Baxter International Inc	Barclays Bank	12,346
(15,466)	Baxter International Inc	Goldman Sachs	(28,148)
1,859	Baxter International Inc	Goldman Sachs	3,383
(10,605)	Baxter International Inc	HSBC	(20,300)
3,449	Baxter International Inc	HSBC	6,519
(14,546)	Baxter International Inc	Morgan Stanley	(31,128)
2,132	Baxter International Inc	Morgan Stanley	689
7,849	BayCom Corp	Barclays Bank	6,711
538	BayCom Corp	Morgan Stanley	460
(5,874)	BBX Capital Corp	Goldman Sachs	(12,218)
(7,026)	BBX Capital Corp	HSBC	(23,888)
(840)	BBX Capital Corp	Morgan Stanley	98
7,447	BBX Capital Inc	Barclays Bank	(4,766)
(5,511)	BCB Bancorp Inc	Bank of America Merrill Lynch	(9,534)
(14,282)	BCB Bancorp Inc	Barclays Bank	(19,709)
(11,229)	BCB Bancorp Inc	Goldman Sachs	(19,426)
(7,885)	BCB Bancorp Inc	HSBC	(10,904)
(5,026)	BCB Bancorp Inc	Morgan Stanley	(5,506)
(5,828)	Beacon Roofing Supply Inc	Barclays Bank	(5,420)
(16,200)	Beacon Roofing Supply Inc	HSBC	18,630
1,832	Beam Therapeutics Inc	Bank of America Merrill Lynch	6,320
1,560	Beam Therapeutics Inc	Barclays Bank	1,560
(4,538)	Beam Therapeutics Inc	Barclays Bank	(4,538)
1,043	Beam Therapeutics Inc	Goldman Sachs	3,598
(826)	Beam Therapeutics Inc	Goldman Sachs	(2,850)
1,968	Beam Therapeutics Inc	HSBC	5,314
(296)	Beam Therapeutics Inc	HSBC	(799)
(8,394)	Beauty Health Co	Bank of America Merrill Lynch	(23,125)
(1,970)	Beauty Health Co	Barclays Bank	(4,304)
(17,022)	Beauty Health Co	Goldman Sachs	(46,896)
(7,647)	Beauty Health Co	HSBC	(24,432)
(1,766)	Beauty Health Co	Morgan Stanley	(3,859)
11,828	Beazer Homes USA Inc	Bank of America Merrill Lynch	3,380
7,784	Beazer Homes USA Inc	Barclays Bank	8,485
6,450	Beazer Homes USA Inc	Goldman Sachs	2,614
2,493	Beazer Homes USA Inc	HSBC	3,141
2,863	Beazer Homes USA Inc	Morgan Stanley	3,121
(2,743)	Becton Dickinson and Co	Bank of America Merrill Lynch	3,257
(8,737)	Becton Dickinson and Co	Barclays Bank	35,734
(1,047)	Becton Dickinson and Co	Goldman Sachs	(669)
(8,367)	Becton Dickinson and Co	HSBC	(5,940)
(3,629)	Becton Dickinson and Co	Morgan Stanley	14,842
(11,242)	Bed Bath & Beyond Inc	Bank of America Merrill Lynch	6,071
(5,697)	Bed Bath & Beyond Inc	Barclays Bank	(3,019)
(1,767)	Bed Bath & Beyond Inc	Goldman Sachs	954
19,805	Bel Fuse Inc 'B'	Barclays Bank	5,149
17,475	Bel Fuse Inc 'B'	Goldman Sachs	(6,641)
3,303	Bel Fuse Inc 'B'	HSBC	(3,072)
987	Belden Inc	Bank of America Merrill Lynch	2,961
9,750	Belden Inc	Barclays Bank	23,497
2,375	Belden Inc	Goldman Sachs	4,993
1,262	Belden Inc	HSBC	1,527
3,953	Belden Inc	Morgan Stanley	10,491
(40,125)	Bellring Distribution LLC	Barclays Bank	12,438
(5,950)	Bellring Distribution LLC	Goldman Sachs	(7,735)
(701)	Bellring Distribution LLC	HSBC	(547)
(6,983)	Bellring Distribution LLC	Morgan Stanley	2,165
4,239	Benchmark Electronics Inc	Bank of America Merrill Lynch	4,154
31,592	Benchmark Electronics Inc	Barclays Bank	31,276
34,976	Benchmark Electronics Inc	Goldman Sachs	34,276
30,271	Benchmark Electronics Inc	HSBC	24,231
8,031	Benchmark Electronics Inc	Morgan Stanley	7,951

保有高	銘柄	取引相手	未実現純利益/(損) (米ドル)
米国(続き)			
(20,788)	Benefitfocus Inc	Barclays Bank	(3,118)
(2,577)	Benefitfocus Inc	HSBC	(1,023)
(6,473)	Benson Hill Inc	Goldman Sachs	(1,032)
(10,723)	Benson Hill Inc	Morgan Stanley	107
(3,745)	Bentley Systems Inc 'B'	Bank of America Merrill Lynch	(9,774)
(35,050)	Bentley Systems Inc 'B'	Barclays Bank	(60,987)
(3,133)	Bentley Systems Inc 'B'	Goldman Sachs	(8,177)
(16,419)	Bentley Systems Inc 'B'	HSBC	42,361
7,716	Berkeley Lights Inc	Bank of America Merrill Lynch	849
8,795	Berkeley Lights Inc	Barclays Bank	88
5,157	Berkeley Lights Inc	Goldman Sachs	567
22,571	Berkeley Lights Inc	HSBC	10,367
4,543	Berkeley Lights Inc	Morgan Stanley	45
20,679	Berkshire Grey Inc	Barclays Bank	1,758
7,100	Berkshire Grey Inc	Goldman Sachs	1,385
4,406	Berkshire Grey Inc	HSBC	198
262	Berkshire Hathaway Inc 'B'	Bank of America Merrill Lynch	2,428
(17,681)	Berkshire Hathaway Inc 'B'	Goldman Sachs	(118,286)
4,545	Berkshire Hathaway Inc 'B'	Goldman Sachs	31,890
739	Berkshire Hathaway Inc 'B'	Morgan Stanley	5,148
(15,607)	Berkshire Hills Bancorp Inc	Bank of America Merrill Lynch	(10,925)
(39,471)	Berkshire Hills Bancorp Inc	Barclays Bank	(15,394)
(43,002)	Berkshire Hills Bancorp Inc	Goldman Sachs	(30,101)
(9,917)	Berkshire Hills Bancorp Inc	HSBC	(7,041)
(2,312)	Berkshire Hills Bancorp Inc	Morgan Stanley	(902)
(11,340)	Berry Corp	Barclays Bank	(4,990)
(22,561)	Berry Corp	Goldman Sachs	(36,549)
(15,458)	Berry Corp	HSBC	(27,824)
(2,850)	Berry Global Group Inc	Bank of America Merrill Lynch	(7,299)
(20,119)	Berry Global Group Inc	Barclays Bank	(29,783)
(8,246)	Berry Global Group Inc	Goldman Sachs	(2,253)
(15,254)	Berry Global Group Inc	HSBC	(40,134)
(6,464)	Berry Global Group Inc	Morgan Stanley	(11,213)
275	Best Buy Co Inc	Bank of America Merrill Lynch	3,130
5,506	Best Buy Co Inc	Barclays Bank	54,950
14,687	Best Buy Co Inc	Goldman Sachs	(32,311)
1,708	Best Buy Co Inc	Morgan Stanley	17,046
(6,689)	Beyond Air Inc	HSBC	(3,947)
4,712	Beyond Meat Inc	Bank of America Merrill Lynch	907
9,383	Beyond Meat Inc	Barclays Bank	25,240
7,486	Beyond Meat Inc	Goldman Sachs	898
6,582	Beyond Meat Inc	HSBC	(11,297)
11,304	Beyond Meat Inc	Morgan Stanley	30,407
17,909	Beyondspring Inc	Barclays Bank	179
5,487	Beyondspring Inc	Goldman Sachs	165
4,613	Beyondspring Inc	HSBC	(876)
(8,005)	BGC Partners Inc 'A'	Bank of America Merrill Lynch	(961)
(106,386)	BGC Partners Inc 'A'	Barclays Bank	(12,766)
(249,208)	BGC Partners Inc 'A'	Goldman Sachs	(29,905)
(51,202)	BGC Partners Inc 'A'	HSBC	(2,048)
(115,897)	BGC Partners Inc 'A'	Morgan Stanley	(13,908)
(54,650)	BGSF Inc	Bank of America Merrill Lynch	(13,663)
(17,150)	BGSF Inc	Barclays Bank	(3,945)
(4,705)	BGSF Inc	Goldman Sachs	(1,176)
5,570	Big 5 Sporting Goods Corp	Bank of America Merrill Lynch	(1,727)
6,664	Big 5 Sporting Goods Corp	Barclays Bank	5,531
1,461	Big 5 Sporting Goods Corp	Goldman Sachs	(453)
1,410	Big 5 Sporting Goods Corp	Morgan Stanley	1,170
4,658	Big Lots Inc	Bank of America Merrill Lynch	(33,351)
37	Big Lots Inc	Barclays Bank	(60)
5,122	Big Lots Inc	Goldman Sachs	(36,674)
7,783	Big Lots Inc	HSBC	(68,179)

保有高	銘柄	取引相手	未実現純利益/(損) (米ドル)
米国(続き)			
1,347	Big Lots Inc	Morgan Stanley	(2,169)
623	BigCommerce Holdings Inc	Bank of America Merrill Lynch	841
(3,464)	BigCommerce Holdings Inc	Bank of America Merrill Lynch	(4,676)
876	BigCommerce Holdings Inc	Barclays Bank	929
614	BigCommerce Holdings Inc	HSBC	1,639
(16,571)	BigCommerce Holdings Inc	HSBC	(50,404)
73	Biglari Holdings Inc 'A'	Bank of America Merrill Lynch	(3,929)
6	Biglari Holdings Inc 'A'	Barclays Bank	128
137	Biglari Holdings Inc 'A'	Goldman Sachs	(7,227)
51	Biglari Holdings Inc 'A'	Morgan Stanley	1,088
1,116	Biglari Holdings Inc 'B'	Barclays Bank	3,404
(4,591)	Bill.com Holdings Inc	Barclays Bank	(28,924)
(1,956)	Bill.com Holdings Inc	Goldman Sachs	(22,611)
(2,623)	Bill.com Holdings Inc	HSBC	(34,230)
9,449	BioAtla Inc	Bank of America Merrill Lynch	1,039
1,395	BioAtla Inc	Barclays Bank	279
26,513	BioAtla Inc	Goldman Sachs	2,916
18,238	BioAtla Inc	HSBC	4,742
9,922	BioAtla Inc	Morgan Stanley	1,984
(514)	BioCryst Pharmaceuticals Inc	Bank of America Merrill Lynch	(529)
(5,945)	BioCryst Pharmaceuticals Inc	Barclays Bank	(3,745)
(24,016)	BioCryst Pharmaceuticals Inc	Goldman Sachs	(24,736)
(17,167)	BioCryst Pharmaceuticals Inc	HSBC	(19,914)
6,420	Biodesix Inc	Goldman Sachs	(1,284)
577	Biogen Inc	Bank of America Merrill Lynch	1,329
4,970	Biogen Inc	Barclays Bank	14,115
3,255	Biogen Inc	Goldman Sachs	12,564
3,062	Biogen Inc	HSBC	30,523
944	Biogen Inc	Morgan Stanley	2,681
(756)	Biohaven Pharmaceutical Holding Co Ltd	Barclays Bank	106
(798)	Biohaven Pharmaceutical Holding Co Ltd	HSBC	(47,657)
(2,589)	BioLife Solutions Inc	Bank of America Merrill Lynch	(3,858)
(10,634)	BioLife Solutions Inc	Barclays Bank	(12,335)
(6,213)	BioLife Solutions Inc	Goldman Sachs	(9,257)
(9,030)	BioLife Solutions Inc	HSBC	(29,980)
2,432	BioMarin Pharmaceutical Inc	Bank of America Merrill Lynch	(1,143)
636	BioMarin Pharmaceutical Inc	Barclays Bank	(2,232)
(3,648)	BioMarin Pharmaceutical Inc	Goldman Sachs	1,715
4,726	BioMarin Pharmaceutical Inc	HSBC	6,599
2,461	BioMarin Pharmaceutical Inc	Morgan Stanley	(8,638)
2,783	Biomea Fusion Inc	Bank of America Merrill Lynch	4,982
963	Biomea Fusion Inc	Barclays Bank	(58)
3,315	Biomea Fusion Inc	Goldman Sachs	5,934
7,969	Biomea Fusion Inc	Morgan Stanley	(478)
(81,676)	Bionano Genomics Inc	Barclays Bank	(10,618)
(8,503)	Bionano Genomics Inc	Goldman Sachs	(1,105)
(4,076)	Bionano Genomics Inc	HSBC	(1,345)
(6,911)	Bionano Genomics Inc	Morgan Stanley	(898)
878	BioNTech SE ADR	Morgan Stanley	1,826
(573)	Bio-Rad Laboratories Inc 'A'	Bank of America Merrill Lynch	(14,693)
(969)	Bio-Rad Laboratories Inc 'A'	Barclays Bank	(9,826)
(890)	Bio-Rad Laboratories Inc 'A'	Goldman Sachs	(25,695)
(349)	Bio-Rad Laboratories Inc 'A'	HSBC	(17,781)
(1,117)	Bio-Rad Laboratories Inc 'A'	Morgan Stanley	(9,369)
(16,107)	BioSig Technologies Inc	Barclays Bank	(322)
(408)	Bio-Techne Corp	Bank of America Merrill Lynch	(5,794)
(2,943)	Bio-Techne Corp	Barclays Bank	(34,786)
(800)	Bio-Techne Corp	Goldman Sachs	(11,360)
(1,644)	Bio-Techne Corp	HSBC	(48,120)
(2,416)	Bio-Techne Corp	Morgan Stanley	(28,557)
(5,857)	Bioventus Inc	Bank of America Merrill Lynch	(6,501)
(18,871)	Bioventus Inc	Barclays Bank	(13,776)

保有高	銘柄	取引相手	未実現純利益/損 (米ドル)
米国(続き)			
(2,618)	Bioventus Inc	HSBC	(3,691)
(7,232)	Bioventus Inc	Morgan Stanley	(5,279)
(5,312)	Bioxcel Therapeutics Inc	Barclays Bank	6,640
3,649	BJ's Restaurants Inc	Bank of America Merrill Lynch	7,006
6,955	BJ's Restaurants Inc	Barclays Bank	20,239
1,565	BJ's Restaurants Inc	Goldman Sachs	3,005
20,226	BJ's Restaurants Inc	HSBC	23,868
(1,931)	BJ's Wholesale Club Holdings Inc	Barclays Bank	(5,523)
6,364	BJ's Wholesale Club Holdings Inc	Barclays Bank	18,201
(5,261)	BJ's Wholesale Club Holdings Inc	Goldman Sachs	(21,678)
14,802	BJ's Wholesale Club Holdings Inc	Goldman Sachs	(84,764)
4,579	BJ's Wholesale Club Holdings Inc	HSBC	(5,363)
(2,819)	BJ's Wholesale Club Holdings Inc	Morgan Stanley	(7,470)
3,066	BJ's Wholesale Club Holdings Inc	Morgan Stanley	8,769
6,078	Black Diamond Therapeutics Inc	Bank of America Merrill Lynch	(1,155)
21,992	Black Diamond Therapeutics Inc	Barclays Bank	220
36,509	Black Diamond Therapeutics Inc	Goldman Sachs	(6,937)
26,036	Black Diamond Therapeutics Inc	HSBC	(6,769)
10,258	Black Diamond Therapeutics Inc	Morgan Stanley	103
17,030	Black Hills Corp	Bank of America Merrill Lynch	(4,087)
47,058	Black Hills Corp	Barclays Bank	95,528
147,618	Black Hills Corp	Goldman Sachs	(29,569)
31,929	Black Hills Corp	HSBC	17,424
12,340	Black Hills Corp	Morgan Stanley	25,050
(4,399)	Black Knight Inc	Barclays Bank	14,429
(6,547)	Black Knight Inc	Morgan Stanley	21,474
(1,793)	Blackbaud Inc	Bank of America Merrill Lynch	(9,575)
(13,830)	Blackbaud Inc	Barclays Bank	(13,277)
(5,250)	Blackbaud Inc	Goldman Sachs	(23,735)
(1,813)	Blackbaud Inc	HSBC	(18,521)
(7,277)	Blackline Inc	Barclays Bank	(11,135)
5,981	Blackline Inc	Barclays Bank	9,749
(2,871)	Blackline Inc	Goldman Sachs	(39,505)
8,413	Blackline Inc	HSBC	149,290
1,716	Blackline Inc	Morgan Stanley	2,797
(707)	Blackline Inc	Morgan Stanley	(1,152)
1,389	Blackstone Group Inc 'A'	Bank of America Merrill Lynch	18,238
3,277	Blackstone Group Inc 'A'	Barclays Bank	30,738
1,430	Blackstone Group Inc 'A'	Goldman Sachs	19,322
831	Blackstone Group Inc 'A'	HSBC	17,592
(38,005)	Blackstone Mortgage Trust Inc 'A' (REIT)	Bank of America Merrill Lynch	(22,423)
5,460	Blackstone Mortgage Trust Inc 'A' (REIT)	Bank of America Merrill Lynch	2,204
(17,484)	Blackstone Mortgage Trust Inc 'A' (REIT)	Barclays Bank	(14,998)
40,432	Blackstone Mortgage Trust Inc 'A' (REIT)	Barclays Bank	38,122
(27,389)	Blackstone Mortgage Trust Inc 'A' (REIT)	Goldman Sachs	(16,576)
18,623	Blackstone Mortgage Trust Inc 'A' (REIT)	Goldman Sachs	10,988
(55,910)	Blackstone Mortgage Trust Inc 'A' (REIT)	HSBC	(71,653)
1,636	Blackstone Mortgage Trust Inc 'A' (REIT)	HSBC	2,192
(12,723)	Blackstone Mortgage Trust Inc 'A' (REIT)	Morgan Stanley	(12,328)
11,933	Blackstone Mortgage Trust Inc 'A' (REIT)	Morgan Stanley	11,336
2,930	Blade Air Mobility Inc	Bank of America Merrill Lynch	1,289
11,995	Blade Air Mobility Inc	Barclays Bank	(5,158)
3,120	Blade Air Mobility Inc	Goldman Sachs	1,373
3,706	Blade Air Mobility Inc	HSBC	1,779
1,211	Block Inc	Bank of America Merrill Lynch	9,749
(1,004)	Block Inc	Barclays Bank	(4,367)
982	Block Inc	Goldman Sachs	7,209
(898)	Block Inc	Goldman Sachs	(4,169)
1,073	Block Inc	HSBC	6,735
(1,423)	Block Inc	HSBC	(14,353)
6,996	Block Inc	Morgan Stanley	32,410
4,091	Bloom Energy Corp 'A'	Bank of America Merrill Lynch	16,487

保有高	銘柄	取引相手	未実現純利益/損 (米ドル)
米国(続き)			
(4,215)	Bloom Energy Corp 'A'	Barclays Bank	(8,472)
17,800	Bloom Energy Corp 'A'	Barclays Bank	35,778
5,152	Bloom Energy Corp 'A'	Goldman Sachs	20,763
1,103	Bloom Energy Corp 'A'	HSBC	4,722
7,214	Bloom Energy Corp 'A'	Morgan Stanley	14,500
11,380	Bloomin' Brands Inc	Barclays Bank	21,963
33,863	Bloomin' Brands Inc	Goldman Sachs	2,709
11,642	Bloomin' Brands Inc	HSBC	4,540
(26,473)	Blucora Inc	Barclays Bank	(31,701)
(19,024)	Blucora Inc	Goldman Sachs	(23,970)
(8,727)	Blucora Inc	HSBC	(15,447)
(13,489)	Blue Apron Holdings Inc 'A'	Bank of America Merrill Lynch	4,451
(5,452)	Blue Apron Holdings Inc 'A'	Barclays Bank	(545)
(4,942)	Blue Apron Holdings Inc 'A'	HSBC	198
(24,191)	Blue Bird Corp	Barclays Bank	726
(11,951)	Blue Bird Corp	Goldman Sachs	(3,705)
(9,288)	Blue Foundry Bancorp	Bank of America Merrill Lynch	(4,365)
(61,189)	Blue Foundry Bancorp	Barclays Bank	(6,119)
(18,568)	Blue Foundry Bancorp	Goldman Sachs	(8,727)
(16,775)	Blue Foundry Bancorp	HSBC	2,013
(14,342)	Blue Foundry Bancorp	Morgan Stanley	(1,434)
(43,183)	Blue Owl Capital Inc	Bank of America Merrill Lynch	(54,843)
(19,633)	Blue Owl Capital Inc	Barclays Bank	(12,172)
(49,252)	Blue Owl Capital Inc	Goldman Sachs	(62,550)
(10,850)	Blue Owl Capital Inc	HSBC	(10,416)
(57,570)	Blue Owl Capital Inc	Morgan Stanley	(35,693)
5,073	Blue Ridge Bankshares Inc	Barclays Bank	4,972
351	Blue Ridge Bankshares Inc	Goldman Sachs	407
(10,486)	Bluebird Bio Inc	Barclays Bank	(839)
(12,601)	Bluebird Bio Inc	Goldman Sachs	1,386
(102)	BlueLinx Holdings Inc	Bank of America Merrill Lynch	763
(1,113)	BlueLinx Holdings Inc	Barclays Bank	1,992
(589)	BlueLinx Holdings Inc	HSBC	7,044
775	Blueprint Medicines Corp	Bank of America Merrill Lynch	(868)
15,943	Blueprint Medicines Corp	Barclays Bank	(29,016)
13,366	Blueprint Medicines Corp	Goldman Sachs	(14,342)
18,068	Blueprint Medicines Corp	HSBC	57,581
9,826	Blueprint Medicines Corp	Morgan Stanley	(17,883)
523	BM Technologies Inc	Barclays Bank	89
2,085	Boeing Co	Bank of America Merrill Lynch	1,626
2,431	Boeing Co	Barclays Bank	14,659
14,321	Boeing Co	Goldman Sachs	123,838
2,461	Boeing Co	HSBC	13,120
500	Boeing Co	Morgan Stanley	3,015
(7,471)	Bogota Financial Corp	Barclays Bank	(3,325)
1,546	Boise Cascade Co	Barclays Bank	2,505
11,818	Boise Cascade Co	Goldman Sachs	(6,500)
(2,822)	BOK Financial Corp	Bank of America Merrill Lynch	(3,960)
(3,415)	BOK Financial Corp	Barclays Bank	(4,137)
(3,443)	BOK Financial Corp	Goldman Sachs	(4,762)
(9,955)	BOK Financial Corp	HSBC	873
(3,973)	BOK Financial Corp	Morgan Stanley	(5,245)
170	Bolt Biotherapeutics Inc	Bank of America Merrill Lynch	32
139	Bolt Biotherapeutics Inc	Barclays Bank	25
945	Bolt Biotherapeutics Inc	HSBC	161
(185)	Booking Holdings Inc	Bank of America Merrill Lynch	(32,743)
118	Booking Holdings Inc	Bank of America Merrill Lynch	17,886
93	Booking Holdings Inc	Barclays Bank	10,821
(157)	Booking Holdings Inc	Goldman Sachs	(27,787)
94	Booking Holdings Inc	Goldman Sachs	16,637
(195)	Booking Holdings Inc	HSBC	(38,889)
240	Booking Holdings Inc	HSBC	47,863

保有高	銘柄	取引相手	未実現純利益/(損) (米ドル)
	米国(続々)		
(165)	Booking Holdings Inc	Morgan Stanley	(19,198)
(4,394)	Boot Barn Holdings Inc	Barclays Bank	(30,890)
(1,961)	Boot Barn Holdings Inc	Goldman Sachs	26,826
(2,686)	Boot Barn Holdings Inc	HSBC	23,510
2,191	Booz Allen Hamilton Holding Corp	Bank of America Merrill Lynch	6,770
24,409	Booz Allen Hamilton Holding Corp	Goldman Sachs	95,030
8,593	Booz Allen Hamilton Holding Corp	HSBC	35,911
12,298	Booz Allen Hamilton Holding Corp	Morgan Stanley	51,898
10,786	BorgWarner Inc	Bank of America Merrill Lynch	12,702
57,168	BorgWarner Inc	Barclays Bank	82,894
13,758	BorgWarner Inc	Goldman Sachs	30,268
1,285	BorgWarner Inc	HSBC	1,786
828	BorgWarner Inc	Morgan Stanley	(9)
(139)	Boston Beer Co Inc 'A'	Bank of America Merrill Lynch	253
296	Boston Beer Co Inc 'A'	Bank of America Merrill Lynch	3,335
(296)	Boston Beer Co Inc 'A'	Barclays Bank	(6,281)
610	Boston Beer Co Inc 'A'	Barclays Bank	12,944
(380)	Boston Beer Co Inc 'A'	HSBC	(3,060)
246	Boston Beer Co Inc 'A'	HSBC	(1,552)
(302)	Boston Beer Co Inc 'A'	Morgan Stanley	(6,408)
604	Boston Beer Co Inc 'A'	Morgan Stanley	12,817
(1,105)	Boston Omaha Corp 'A'	Bank of America Merrill Lynch	(2,276)
(1,895)	Boston Omaha Corp 'A'	Barclays Bank	(3,089)
(972)	Boston Omaha Corp 'A'	HSBC	(2,051)
(12,645)	Boston Omaha Corp 'A'	Morgan Stanley	(20,611)
(3,667)	Boston Properties Inc (REIT)	Bank of America Merrill Lynch	340
(6,382)	Boston Properties Inc (REIT)	Barclays Bank	(36,122)
(10,164)	Boston Properties Inc (REIT)	Goldman Sachs	15,150
(25,087)	Boston Properties Inc (REIT)	HSBC	51,020
(3,448)	Boston Properties Inc (REIT)	Morgan Stanley	(19,516)
2,891	Boston Scientific Corp	Bank of America Merrill Lynch	3,440
14,196	Boston Scientific Corp	Barclays Bank	15,900
49,897	Boston Scientific Corp	Goldman Sachs	46,495
54,997	Boston Scientific Corp	HSBC	140,519
68,182	Boston Scientific Corp	Morgan Stanley	76,364
17,299	Bowlero Corp	Goldman Sachs	3,806
20,719	Bowlero Corp	HSBC	37,107
6,866	Bowlero Corp	Morgan Stanley	206
(1,150)	Bowman Consulting Group Ltd	Bank of America Merrill Lynch	1,564
12,358	Box Inc 'A'	Bank of America Merrill Lynch	(19,649)
(3,006)	Box Inc 'A'	Bank of America Merrill Lynch	4,780
27,649	Box Inc 'A'	Barclays Bank	4,701
(4,090)	Box Inc 'A'	Barclays Bank	(695)
20,041	Box Inc 'A'	Goldman Sachs	(17,442)
(2,751)	Box Inc 'A'	Goldman Sachs	4,374
7,360	Box Inc 'A'	HSBC	(8,682)
(8,046)	Box Inc 'A'	HSBC	19,713
7,044	Box Inc 'A'	Morgan Stanley	544
(708)	Boyd Gaming Corp	Bank of America Merrill Lynch	(2,577)
3,806	Boyd Gaming Corp	Barclays Bank	17,809
(1,620)	Boyd Gaming Corp	Barclays Bank	(6,448)
12,552	Boyd Gaming Corp	Goldman Sachs	45,689
(7,478)	Boyd Gaming Corp	Goldman Sachs	(27,220)
8,667	Boyd Gaming Corp	HSBC	32,068
(6,818)	Boyd Gaming Corp	HSBC	(20,628)
(2,718)	Boyd Gaming Corp	Morgan Stanley	(10,818)
2,044	Brady Corp 'A'	Bank of America Merrill Lynch	3,969
7,483	Brady Corp 'A'	Barclays Bank	26,265
10,681	Brady Corp 'A'	Goldman Sachs	41,164
1,842	Brady Corp 'A'	HSBC	8,180
1,406	Brady Corp 'A'	Morgan Stanley	4,935
14,668	Braemar Hotels & Resorts Inc (REIT)	Bank of America Merrill Lynch	2,347

保有高	銘柄	取引相手	未実現純利益/(損) (米ドル)
	米国(続々)		
52,585	Braemar Hotels & Resorts Inc (REIT)	Barclays Bank	22,612
42,107	Braemar Hotels & Resorts Inc (REIT)	Goldman Sachs	6,737
63,919	Braemar Hotels & Resorts Inc (REIT)	HSBC	7,670
(57,881)	BrainStorm Cell Therapeutics Inc	Barclays Bank	(4,052)
(8,367)	BrainStorm Cell Therapeutics Inc	Goldman Sachs	(1,422)
5,282	Brandywine Realty Trust (REIT)	Bank of America Merrill Lynch	1,532
90,941	Brandywine Realty Trust (REIT)	Barclays Bank	28,192
49,827	Brandywine Realty Trust (REIT)	Goldman Sachs	14,450
5,141	Brandywine Realty Trust (REIT)	Morgan Stanley	1,594
(6,399)	Braze Inc 'A'	Goldman Sachs	(8,767)
(7,755)	Braze Inc 'A'	HSBC	(9,151)
(7,864)	Braze Inc 'A'	Morgan Stanley	(11,560)
(3,296)	Bread Financial Holdings Inc	Bank of America Merrill Lynch	(14,469)
(7,847)	Bread Financial Holdings Inc	Barclays Bank	(33,742)
(6,112)	Bread Financial Holdings Inc	Goldman Sachs	(26,832)
(3,091)	Bread Financial Holdings Inc	HSBC	(16,533)
(3,306)	Bread Financial Holdings Inc	Morgan Stanley	(14,216)
11,273	Bridgebio Pharma Inc	Bank of America Merrill Lynch	3,382
24,188	Bridgebio Pharma Inc	Barclays Bank	(7,256)
29,921	Bridgebio Pharma Inc	Goldman Sachs	8,976
17,772	Bridgebio Pharma Inc	HSBC	25,860
(15,217)	Bridgewater Bancshares Inc	Barclays Bank	(6,628)
(5,618)	Bridgewater Bancshares Inc	Goldman Sachs	(3,095)
(6,755)	Bridgewater Bancshares Inc	HSBC	(68)
(12,694)	Bridgewater Bancshares Inc	Morgan Stanley	(4,297)
(262)	Bridgford Foods Corp	Bank of America Merrill Lynch	139
(6,472)	Bridgford Foods Corp	Barclays Bank	(453)
(3,165)	Bridgford Foods Corp	Goldman Sachs	1,677
(299)	Bridgford Foods Corp	HSBC	132
(826)	Bridgford Foods Corp	Morgan Stanley	(58)
3,518	Briggs & Stratton Corp	Barclays Bank	-
32,162	Briggs & Stratton Corp	Goldman Sachs	(32)
(31,415)	Brigham Minerals Inc 'A'	Barclays Bank	(98,329)
(12,235)	Brigham Minerals Inc 'A'	Goldman Sachs	(36,950)
(6,932)	Brigham Minerals Inc 'A'	HSBC	(36,809)
(4,055)	Brigham Minerals Inc 'A'	Morgan Stanley	(12,692)
45,930	Bright Health Group Inc	Goldman Sachs	(7,578)
49	Bright Health Group Inc	HSBC	(18)
(892)	Bright Horizons Family Solutions Inc	Bank of America Merrill Lynch	(9,705)
(633)	Bright Horizons Family Solutions Inc	Barclays Bank	(1,260)
(2,552)	Bright Horizons Family Solutions Inc	Goldman Sachs	(27,766)
(3,504)	Bright Horizons Family Solutions Inc	HSBC	(32,220)
(2,954)	Bright Horizons Family Solutions Inc	Morgan Stanley	(5,699)
(10,844)	Brightcove Inc	Barclays Bank	(2,060)
(21,612)	Brightcove Inc	Goldman Sachs	(3,242)
(10,053)	Brightcove Inc	HSBC	(1,005)
(4,763)	Brightcove Inc	Morgan Stanley	(905)
11,425	Brighthouse Financial Inc	Barclays Bank	29,705
(5,273)	Brighthouse Financial Inc	Barclays Bank	(13,710)
1,416	Brighthouse Financial Inc	Goldman Sachs	3,823
18,472	Brighthouse Financial Inc	HSBC	(38,237)
(2,437)	Brighthouse Financial Inc	Morgan Stanley	(6,336)
(33,806)	BrightSphere Investment Group Inc	Goldman Sachs	(18,118)
(1,563)	BrightSphere Investment Group Inc	HSBC	(877)
(3,968)	BrightSphere Investment Group Inc	Morgan Stanley	(873)
(3,288)	BrightSpire Capital Inc (REIT)	Bank of America Merrill Lynch	(2,323)
(21,853)	BrightSpire Capital Inc (REIT)	Barclays Bank	(8,960)
(55,132)	BrightSpire Capital Inc (REIT)	Goldman Sachs	(19,848)
(32,531)	BrightSpire Capital Inc (REIT)	HSBC	(26,350)
(18,532)	BrightSpire Capital Inc (REIT)	Morgan Stanley	(7,598)
9,690	BrightView Holdings Inc	Barclays Bank	9,109
20,691	BrightView Holdings Inc	Goldman Sachs	17,380

保有高	銘柄	取引相手	未実現純利益/(損) (米ドル)
	米国(続吉)		
2,350	Brilliant Earth Group Inc 'A'	Bank of America Merrill Lynch	870
2,133	Brilliant Earth Group Inc 'A'	HSBC	(5,994)
(9,587)	Brinker International Inc	Bank of America Merrill Lynch	16,873
(4,677)	Brinker International Inc	Barclays Bank	(16,182)
(4,125)	Brinker International Inc	Goldman Sachs	7,260
(6,833)	Brinker International Inc	HSBC	10,083
(510)	Brink's Co	Bank of America Merrill Lynch	(2,004)
(6,088)	Brink's Co	Barclays Bank	(15,159)
(9,513)	Brink's Co	Goldman Sachs	(37,386)
(11,267)	Brink's Co	HSBC	(42,232)
(3,136)	Bristol-Myers Squibb Co	Bank of America Merrill Lynch	8,467
(1,881)	Bristol-Myers Squibb Co	Barclays Bank	4,684
(18,249)	Bristol-Myers Squibb Co	Goldman Sachs	49,268
(30,047)	Bristol-Myers Squibb Co	HSBC	61,708
(10,181)	Bristol-Myers Squibb Co	Morgan Stanley	25,351
(10,423)	Bristow Group Inc	Barclays Bank	(23,660)
(6,993)	Bristow Group Inc	Goldman Sachs	(18,182)
6,014	Brixmor Property Group Inc (REIT)	Bank of America Merrill Lynch	2,827
117,635	Brixmor Property Group Inc (REIT)	Barclays Bank	215,272
108,456	Brixmor Property Group Inc (REIT)	Goldman Sachs	50,974
90,899	Brixmor Property Group Inc (REIT)	HSBC	85,445
25,016	Brixmor Property Group Inc (REIT)	Morgan Stanley	45,779
(5,678)	Broadcom Inc	Goldman Sachs	19,192
(1,558)	Broadcom Inc	HSBC	4,319
(1,178)	Broadcom Inc	Morgan Stanley	(62,352)
45,255	Broadmark Realty Capital Inc (REIT)	Bank of America Merrill Lynch	(2,282)
86,470	Broadmark Realty Capital Inc (REIT)	Barclays Bank	12,106
21,654	Broadmark Realty Capital Inc (REIT)	Goldman Sachs	1,697
32,462	Broadmark Realty Capital Inc (REIT)	HSBC	7,497
8,599	Broadmark Realty Capital Inc (REIT)	Morgan Stanley	(213)
3,141	Broadridge Financial Solutions Inc	Bank of America Merrill Lynch	20,129
7,722	Broadridge Financial Solutions Inc	Barclays Bank	39,536
13,249	Broadridge Financial Solutions Inc	Goldman Sachs	84,602
8,876	Broadridge Financial Solutions Inc	HSBC	67,720
254	Broadridge Financial Solutions Inc	Morgan Stanley	1,300
(9,973)	Broadstone Net Lease Inc (REIT)	Bank of America Merrill Lynch	(5,485)
(30,632)	Broadstone Net Lease Inc (REIT)	Barclays Bank	(15,010)
(32,411)	Broadstone Net Lease Inc (REIT)	Goldman Sachs	(17,826)
(57,198)	Broadstone Net Lease Inc (REIT)	HSBC	(64,998)
(2,862)	Broadstone Net Lease Inc (REIT)	Morgan Stanley	461
8,340	Broadway Gold Mining Ltd	HSBC	530
27,995	Broadway Gold Mining Ltd	Morgan Stanley	2,402
(33,181)	Brookdale Senior Living Inc	Morgan Stanley	(8,959)
2,111	Brookfield Infrastructure Corp 'A'	Bank of America Merrill Lynch	1,034
11,473	Brookfield Infrastructure Corp 'A'	Barclays Bank	(34,993)
8,438	Brookfield Infrastructure Corp 'A'	Goldman Sachs	4,135
7,289	Brookfield Infrastructure Corp 'A'	HSBC	15,526
23,623	Brookfield Renewable Corp 'A'	Barclays Bank	(6,142)
35,127	Brookfield Renewable Corp 'A'	HSBC	70,605
3,988	Brookfield Renewable Corp 'A'	Morgan Stanley	(1,037)
(4,204)	Brookline Bancorp Inc	Bank of America Merrill Lynch	(1,423)
(19,889)	Brookline Bancorp Inc	Barclays Bank	12,530
(16,774)	Brookline Bancorp Inc	HSBC	2,355
(4,511)	Brookline Bancorp Inc	Morgan Stanley	1,681
(9,638)	Brown & Brown Inc	Bank of America Merrill Lynch	(13,493)
8,149	Brown & Brown Inc	Barclays Bank	23,551
(13,414)	Brown & Brown Inc	Barclays Bank	(38,766)
15,322	Brown & Brown Inc	Goldman Sachs	21,451
(5,037)	Brown & Brown Inc	Goldman Sachs	(3,503)
8,270	Brown & Brown Inc	HSBC	18,856
2,721	Brown & Brown Inc	Morgan Stanley	7,864
(2,717)	Brown & Brown Inc	Morgan Stanley	(7,852)

保有高	銘柄	取引相手	未実現純利益/(損) (米ドル)
	米国(続吉)		
5,299	Brown-Forman Corp 'A'	Bank of America Merrill Lynch	(3,868)
8,392	Brown-Forman Corp 'A'	Barclays Bank	20,493
8,105	Brown-Forman Corp 'A'	Goldman Sachs	(4,791)
18,139	Brown-Forman Corp 'A'	HSBC	32,604
15,091	Brown-Forman Corp 'A'	Morgan Stanley	37,483
20,496	Brown-Forman Corp 'B'	Bank of America Merrill Lynch	(19,269)
30,721	Brown-Forman Corp 'B'	Barclays Bank	72,194
72,203	Brown-Forman Corp 'B'	Goldman Sachs	(89,481)
30,186	Brown-Forman Corp 'B'	HSBC	25,960
(11,623)	BRP Group Inc 'A'	Barclays Bank	(23,478)
(8,229)	BRP Group Inc 'A'	Goldman Sachs	(22,301)
(8,309)	BRP Group Inc 'A'	HSBC	(11,716)
22,177	BRT Apartments Corp (REIT)	Goldman Sachs	41,249
3,579	BRT Apartments Corp (REIT)	Morgan Stanley	6,800
10,642	Bruker Corp	Bank of America Merrill Lynch	31,713
8,090	Bruker Corp	Barclays Bank	15,128
23,584	Bruker Corp	Goldman Sachs	70,280
13,360	Bruker Corp	HSBC	65,063
12,488	Bruker Corp	Morgan Stanley	23,353
1,231	Brunswick Corp	Bank of America Merrill Lynch	4,659
1,092	Brunswick Corp	Barclays Bank	3,877
(9,623)	Brunswick Corp	Barclays Bank	(34,162)
(9,126)	Brunswick Corp	Goldman Sachs	13,780
443	Brunswick Corp	HSBC	(2,162)
(3,675)	Brunswick Corp	HSBC	17,332
2,620	Brunswick Corp	Morgan Stanley	9,301
(334)	Brunswick Corp	Morgan Stanley	(1,186)
49,417	BTRS Holdings Inc	Barclays Bank	15,813
29,693	BTRS Holdings Inc	Goldman Sachs	12,174
17,564	BTRS Holdings Inc	HSBC	(6,850)
9,010	Buckle Inc	Bank of America Merrill Lynch	6,353
9,595	Buckle Inc	Barclays Bank	27,993
10,117	Buckle Inc	Goldman Sachs	(3,237)
2,117	Buckle Inc	HSBC	6,550
2,124	Buckle Inc	Morgan Stanley	6,245
(1,098)	Build-A-Bear Workshop Inc	Barclays Bank	(2,163)
(6,620)	Build-A-Bear Workshop Inc	Goldman Sachs	(7,745)
(8,503)	Build-A-Bear Workshop Inc	HSBC	(20,266)
20,088	Builders FirstSource Inc	Barclays Bank	60,690
23,803	Builders FirstSource Inc	Goldman Sachs	(23,499)
2,833	Builders FirstSource Inc	HSBC	2,040
10,142	Builders FirstSource Inc	Morgan Stanley	30,122
(6,534)	Bumble Inc 'A'	Barclays Bank	(3,398)
(4,922)	Bumble Inc 'A'	Goldman Sachs	(11,075)
2,813	Bumble Inc 'A'	HSBC	23,629
4,045	Bunge Ltd	Bank of America Merrill Lynch	18,809
14,182	Bunge Ltd	Barclays Bank	53,608
8,781	Bunge Ltd	Goldman Sachs	31,786
23,383	Burford Capital Ltd	Barclays Bank	14,965
15,251	Burford Capital Ltd	Goldman Sachs	17,844
21,414	Burford Capital Ltd	HSBC	29,337
(5,008)	Burlington Stores Inc	Barclays Bank	(47,175)
(714)	Burlington Stores Inc	Goldman Sachs	5,419
2,203	Business First Bancshares Inc	Bank of America Merrill Lynch	617
13,324	Business First Bancshares Inc	Barclays Bank	8,927
18,395	Business First Bancshares Inc	Goldman Sachs	5,151
5,273	Business First Bancshares Inc	HSBC	(2,847)
842	Business First Bancshares Inc	Morgan Stanley	564
(21,177)	Butterfly Network Inc	Barclays Bank	(1,906)
9,076	BuzzFeed Inc	Goldman Sachs	2,451
(15,071)	BWX Technologies Inc	Bank of America Merrill Lynch	(22,117)
(16,667)	BWX Technologies Inc	Barclays Bank	(23,667)

保有高	銘柄	取引相手	未実現純利益/(損) (米ドル)
米国(続き)			
(21,125)	BWX Technologies Inc	Goldman Sachs	(35,490)
(7,379)	BWX Technologies Inc	HSBC	(22,009)
(10,884)	BWX Technologies Inc	Morgan Stanley	(15,455)
17,305	Byline Bancorp Inc	Bank of America Merrill Lynch	21,153
22,402	Byline Bancorp Inc	Barclays Bank	10,081
32,664	Byline Bancorp Inc	Goldman Sachs	55,227
8,698	Byline Bancorp Inc	HSBC	11,945
20,530	Byline Bancorp Inc	Morgan Stanley	9,279
(2,352)	C&F Financial Corp	Barclays Bank	(4,351)
(60)	C&F Financial Corp	Goldman Sachs	(89)
12,758	C3.ai Inc 'A'	Bank of America Merrill Lynch	30,109
22,416	C3.ai Inc 'A'	Barclays Bank	29,589
3,174	C3.ai Inc 'A'	Goldman Sachs	7,491
32,808	C3.ai Inc 'A'	HSBC	139,254
10,228	C3.ai Inc 'A'	Morgan Stanley	13,501
(5,938)	C4 Therapeutics Inc	Barclays Bank	(3,741)
(11,597)	C4 Therapeutics Inc	Goldman Sachs	(5,914)
(2,473)	C4 Therapeutics Inc	Morgan Stanley	(1,558)
15,163	Cabaletta Bio Inc	Barclays Bank	-
3,347	Cabaletta Bio Inc	Goldman Sachs	(1,607)
13,804	Cabaletta Bio Inc	HSBC	1,518
8,761	Cabaletta Bio Inc	Morgan Stanley	-
181	Cable One Inc	Bank of America Merrill Lynch	29,201
775	Cable One Inc	Barclays Bank	53,374
597	Cable One Inc	Goldman Sachs	96,314
70	Cable One Inc	HSBC	12,216
325	Cable One Inc	Morgan Stanley	22,383
3,724	Cabot Corp	Bank of America Merrill Lynch	28,712
14,969	Cabot Corp	Barclays Bank	97,149
3,879	Cabot Corp	Goldman Sachs	29,907
11,869	Cabot Corp	HSBC	128,304
3,600	CACI International Inc 'A'	Bank of America Merrill Lynch	61,056
2,516	CACI International Inc 'A'	Barclays Bank	36,859
1,918	CACI International Inc 'A'	Goldman Sachs	32,529
2,772	CACI International Inc 'A'	HSBC	58,349
1,717	CACI International Inc 'A'	Morgan Stanley	25,154
(600)	Cactus Inc 'A'	Bank of America Merrill Lynch	(4,645)
(6,041)	Cactus Inc 'A'	Barclays Bank	(27,970)
(8,207)	Cactus Inc 'A'	Goldman Sachs	(49,062)
(7,424)	Cactus Inc 'A'	HSBC	(68,047)
(269)	Cactus Inc 'A'	Morgan Stanley	(1,245)
908	Cadence Bank	Bank of America Merrill Lynch	1,553
(5,688)	Cadence Bank	Barclays Bank	(4,695)
26,685	Cadence Bank	Goldman Sachs	45,631
10,840	Cadence Bank	Morgan Stanley	9,648
8,072	Cadence Design Systems Inc	Barclays Bank	39,870
2,058	Cadence Design Systems Inc	Goldman Sachs	28,298
757	Cadence Design Systems Inc	HSBC	8,718
7,452	Cadence Design Systems Inc	Morgan Stanley	40,986
(15,014)	Cadiz Inc	Barclays Bank	(150)
(33,709)	Cadiz Inc	HSBC	(5,056)
(11,333)	Cadiz Inc	Morgan Stanley	(113)
5,164	Cadre Holdings Inc	Barclays Bank	10,276
(14,600)	Caesars Entertainment Inc	Barclays Bank	(34,018)
(2,055)	Caesars Entertainment Inc	Goldman Sachs	2,142
(2,262)	Caesars Entertainment Inc	HSBC	5,361
2,393	Caesarstone Ltd	Bank of America Merrill Lynch	(574)
2,133	Caesarstone Ltd	Barclays Bank	683
9,944	Caesarstone Ltd	HSBC	1,193
13,998	Caesarstone Ltd	Morgan Stanley	4,479
(70,018)	CalAmp Corp	Barclays Bank	(42,711)
(19,984)	CalAmp Corp	Goldman Sachs	(30,176)

保有高	銘柄	取引相手	未実現純利益/(損) (米ドル)
米国(続き)			
(12,443)	CalAmp Corp	Morgan Stanley	(7,590)
643	Calavo Growers Inc	Bank of America Merrill Lynch	328
7,600	Calavo Growers Inc	Barclays Bank	13,376
6,707	Calavo Growers Inc	Goldman Sachs	3,421
3,414	Calavo Growers Inc	HSBC	8,398
2,270	Calavo Growers Inc	Morgan Stanley	3,995
3,469	Caledonia Mining Corp Plc	Barclays Bank	2,394
6,610	Caledonia Mining Corp Plc	Goldman Sachs	5,883
(12,073)	Caleres Inc	Goldman Sachs	(51,672)
(25,620)	Caleres Inc	HSBC	(132,968)
3,576	California BanCorp	Bank of America Merrill Lynch	3,254
9,685	California BanCorp	Barclays Bank	9,685
5,398	California BanCorp	Goldman Sachs	4,912
4,610	California BanCorp	HSBC	968
2,851	California BanCorp	Morgan Stanley	2,851
(7,629)	California Resources Corp	Barclays Bank	(14,103)
(4,157)	California Resources Corp	HSBC	(20,999)
(2,606)	California Water Service Group	Barclays Bank	3,101
(19,634)	California Water Service Group	Goldman Sachs	4,909
(1,580)	California Water Service Group	HSBC	(1,820)
10,481	Calithera Biosciences Inc	Bank of America Merrill Lynch	(106)
36,803	Calithera Biosciences Inc	Goldman Sachs	(372)
12,913	Calithera Biosciences Inc	HSBC	56
6,711	Calithera Biosciences Inc	Morgan Stanley	(115)
615	Calix Inc	Bank of America Merrill Lynch	1,561
(3,535)	Calix Inc	Goldman Sachs	(11,347)
10,084	Calix Inc	Goldman Sachs	30,567
575	Calix Inc	HSBC	1,265
1,556	Calix Inc	Morgan Stanley	3,283
(23,658)	Callaway Golf Co	Bank of America Merrill Lynch	(12,959)
(35,197)	Callaway Golf Co	Barclays Bank	(58,779)
(56,010)	Callaway Golf Co	Goldman Sachs	(22,792)
(31,225)	Callaway Golf Co	HSBC	(84,888)
(8,807)	Callaway Golf Co	Morgan Stanley	(14,708)
1,999	Callon Petroleum Co	Bank of America Merrill Lynch	24,698
2,696	Callon Petroleum Co	Barclays Bank	31,435
1,165	Callon Petroleum Co	Goldman Sachs	16,147
846	Callon Petroleum Co	HSBC	13,050
(14,897)	Cal-Maine Foods Inc	Barclays Bank	(28,602)
(378)	Cal-Maine Foods Inc	HSBC	1,230
(19,076)	Calyxt Inc	Barclays Bank	570
(2,617)	Cambium Networks Corp	Barclays Bank	(2,041)
(3,177)	Cambium Networks Corp	Goldman Sachs	(3,018)
(2,646)	Cambium Networks Corp	HSBC	(2,223)
(8,428)	Cambium Networks Corp	Morgan Stanley	(6,574)
(8,700)	Cambridge Bancorp	Goldman Sachs	(38,976)
(4,106)	Cambridge Bancorp	HSBC	1,355
16,035	Camden National Corp	Bank of America Merrill Lynch	31,031
21,773	Camden National Corp	Barclays Bank	23,297
8,284	Camden National Corp	Goldman Sachs	16,539
1,965	Camden National Corp	HSBC	(1,434)
2,368	Camden National Corp	Morgan Stanley	2,534
4,100	Camden Property Trust (REIT)	Barclays Bank	11,849
8,432	Camden Property Trust (REIT)	Goldman Sachs	(4,047)
18,039	Camden Property Trust (REIT)	HSBC	6,494
3,390	Camden Property Trust (REIT)	Morgan Stanley	9,797
(6,837)	Campbell Soup Co	Bank of America Merrill Lynch	23,656
(10,500)	Campbell Soup Co	Barclays Bank	(10,920)
(41,648)	Campbell Soup Co	Goldman Sachs	144,102
(21,615)	Campbell Soup Co	HSBC	61,314
(14,250)	Campbell Soup Co	Morgan Stanley	(14,820)
(2,425)	Canadian Pacific Railway Ltd	Barclays Bank	(3,565)

保有高	銘柄	取引相手	未実現純利益/(損) (米ドル)
米国(続き)			
(1,465)	Canadian Pacific Railway Ltd	Goldman Sachs	(1,714)
(8,816)	Canadian Pacific Railway Ltd	Morgan Stanley	(12,960)
(4,555)	Cannae Holdings Inc	Bank of America Merrill Lynch	(9,110)
(16,038)	Cannae Holdings Inc	Barclays Bank	(18,123)
(17,134)	Cannae Holdings Inc	Goldman Sachs	(34,268)
(15,891)	Cannae Holdings Inc	HSBC	(16,938)
36,407	Cano Health Inc	Barclays Bank	(24,757)
28,210	Cano Health Inc	Goldman Sachs	4,232
39,306	Cano Health Inc	HSBC	38,127
3,674	Cano Health Inc	Morgan Stanley	(2,498)
9,141	Canoo Inc	Goldman Sachs	424
11,152	Canoo Inc	HSBC	(2,211)
7,508	Canoo Inc	Morgan Stanley	1,239
(14,746)	Cantaloupe Inc	Bank of America Merrill Lynch	(8,553)
(20,048)	Cantaloupe Inc	Barclays Bank	(8,821)
(24,028)	Cantaloupe Inc	Goldman Sachs	(13,936)
(6,750)	Cantaloupe Inc	HSBC	(2,160)
(6,984)	Cantaloupe Inc	Morgan Stanley	(3,073)
(6,213)	Capital Bancorp Inc	Bank of America Merrill Lynch	(5,654)
(6,153)	Capital Bancorp Inc	Barclays Bank	(3,138)
(5,025)	Capital Bancorp Inc	Goldman Sachs	(4,573)
(1,478)	Capital Bancorp Inc	HSBC	(1,005)
(5,576)	Capital Bancorp Inc	Morgan Stanley	(2,844)
26,545	Capital City Bank Group Inc	Bank of America Merrill Lynch	19,112
41,877	Capital City Bank Group Inc	Barclays Bank	8,375
62,213	Capital City Bank Group Inc	Goldman Sachs	44,793
23,551	Capital City Bank Group Inc	HSBC	471
20,719	Capital City Bank Group Inc	Morgan Stanley	4,144
2,510	Capital One Financial Corp	Bank of America Merrill Lynch	33,107
9,124	Capital One Financial Corp	Barclays Bank	76,277
(2,549)	Capital One Financial Corp	Goldman Sachs	(33,621)
5,483	Capital One Financial Corp	HSBC	21,603
511	Capital One Financial Corp	Morgan Stanley	2,331
(22,369)	Capitol Federal Financial Inc	Bank of America Merrill Lynch	(13,645)
(72,094)	Capitol Federal Financial Inc	Barclays Bank	(13,698)
(35,423)	Capitol Federal Financial Inc	Goldman Sachs	(19,434)
(54,590)	Capitol Federal Financial Inc	HSBC	(21,206)
(20,470)	Capitol Federal Financial Inc	Morgan Stanley	(3,889)
4,147	Capri Holdings Ltd	Bank of America Merrill Lynch	20,175
10,061	Capri Holdings Ltd	Barclays Bank	59,511
4,797	Capri Holdings Ltd	Goldman Sachs	23,338
12,062	Capri Holdings Ltd	HSBC	92,370
5,022	Capri Holdings Ltd	Morgan Stanley	29,705
2,404	Capstar Financial Holdings Inc	Bank of America Merrill Lynch	2,356
40,496	Capstar Financial Holdings Inc	Barclays Bank	17,413
29,175	Capstar Financial Holdings Inc	Goldman Sachs	28,591
28,931	Capstar Financial Holdings Inc	HSBC	3,182
(5,444)	Cara Therapeutics Inc	Bank of America Merrill Lynch	1,742
(12,111)	Cara Therapeutics Inc	Barclays Bank	5,450
(1,740)	Cara Therapeutics Inc	HSBC	(1,131)
(4,715)	Cara Therapeutics Inc	Morgan Stanley	2,122
(31,489)	Cardiff Oncology Inc	Bank of America Merrill Lynch	(630)
(6,154)	Cardiff Oncology Inc	Barclays Bank	(615)
(8,947)	Cardiff Oncology Inc	Goldman Sachs	(179)
(7,320)	Cardiff Oncology Inc	HSBC	(732)
(1,975)	Cardinal Health Inc	Bank of America Merrill Lynch	(217)
560	Cardinal Health Inc	Bank of America Merrill Lynch	62
(31,662)	Cardinal Health Inc	Barclays Bank	30,883
(2,070)	Cardinal Health Inc	Goldman Sachs	(228)
6,977	Cardinal Health Inc	Goldman Sachs	(1,917)
(5,670)	Cardinal Health Inc	Morgan Stanley	6,289
(2,621)	Cardiovascular Systems Inc	Barclays Bank	-

保有高	銘柄	取引相手	未実現純利益/(損) (米ドル)
米国(続き)			
(9,725)	Cardiovascular Systems Inc	Goldman Sachs	(6,699)
(1,710)	Cardiovascular Systems Inc	HSBC	(2,753)
3,171	Cardlytics Inc	Bank of America Merrill Lynch	(9,862)
4,432	Cardlytics Inc	Barclays Bank	(337)
978	Cardlytics Inc	Goldman Sachs	(107)
7,920	Cardlytics Inc	HSBC	(19,345)
(393)	CareDx Inc	Bank of America Merrill Lynch	(248)
(12,050)	CareDx Inc	Barclays Bank	(19,641)
(10,607)	CareDx Inc	Goldman Sachs	(6,683)
(8,463)	CareDx Inc	HSBC	(25,803)
(4,792)	CareDx Inc	Morgan Stanley	(7,811)
8,946	CareMax Inc	Bank of America Merrill Lynch	5,457
10,456	CareMax Inc	Barclays Bank	(1,987)
2,419	CareMax Inc	Morgan Stanley	(460)
(2,810)	CareTrust Inc (REIT)	Bank of America Merrill Lynch	(2,782)
(21,770)	CareTrust Inc (REIT)	Barclays Bank	(22,205)
(33,795)	CareTrust Inc (REIT)	Goldman Sachs	(33,457)
(6,793)	CareTrust Inc (REIT)	HSBC	(11,820)
(22,088)	Cargurus Inc	Barclays Bank	(63,834)
(99)	Cargurus Inc	Goldman Sachs	31
(10,444)	Cargurus Inc	HSBC	50,236
(334)	Carlisle Cos Inc	Bank of America Merrill Lynch	(942)
(19,380)	Carlisle Cos Inc	Barclays Bank	(13,760)
(959)	Carlisle Cos Inc	Goldman Sachs	134
(606)	Carlisle Cos Inc	HSBC	(462)
6,066	Carlyle Group Inc	Bank of America Merrill Lynch	6,417
25,227	Carlyle Group Inc	Barclays Bank	49,193
2,966	Carlyle Group Inc	Goldman Sachs	3,174
2,085	Carlyle Group Inc	HSBC	5,726
(8,664)	CarMax Inc	Bank of America Merrill Lynch	(45,400)
(5,209)	CarMax Inc	Barclays Bank	(36,515)
(7,683)	CarMax Inc	Goldman Sachs	(40,259)
(6,120)	CarMax Inc	HSBC	(31,151)
(3,018)	CarMax Inc	Morgan Stanley	(21,156)
14,637	Carnival Corp	Bank of America Merrill Lynch	(878)
74,641	Carnival Corp	Barclays Bank	68,670
26,464	Carnival Corp	Goldman Sachs	(1,588)
16,408	Carnival Corp	Morgan Stanley	23,281
(5,385)	CarParts.com Inc	Bank of America Merrill Lynch	(2,558)
(11,535)	CarParts.com Inc	Barclays Bank	(2,941)
(2,911)	CarParts.com Inc	Goldman Sachs	(1,383)
(7,626)	CarParts.com Inc	HSBC	496
(4,903)	Carpenter Technology Corp	Bank of America Merrill Lynch	(13,777)
(26,716)	Carpenter Technology Corp	Goldman Sachs	(75,072)
5,451	Carriage Services Inc	Barclays Bank	6,378
1,610	Carriage Services Inc	Goldman Sachs	580
8,537	Carriage Services Inc	HSBC	(1,622)
748	Carriage Services Inc	Morgan Stanley	875
10,241	Carrier Global Corp	Bank of America Merrill Lynch	(9,012)
(14,810)	Carrier Global Corp	Barclays Bank	(10,515)
21,024	Carrier Global Corp	Barclays Bank	14,927
(39,605)	Carrier Global Corp	Goldman Sachs	34,852
(27,972)	Carrier Global Corp	HSBC	(23,776)
1,938	Carrier Global Corp	HSBC	(2,502)
(22,769)	Carrols Restaurant Group Inc	Goldman Sachs	(8,425)
(7,729)	Carrols Restaurant Group Inc	HSBC	(1,700)
(1,916)	Cars.com Inc	Bank of America Merrill Lynch	(364)
(31,350)	Cars.com Inc	Goldman Sachs	(5,957)
(9,164)	Cars.com Inc	HSBC	(8,523)
(3,537)	Carter Bankshares Inc	Bank of America Merrill Lynch	(743)
(27,230)	Carter Bankshares Inc	Barclays Bank	(6,535)
(10,318)	Carter Bankshares Inc	Goldman Sachs	(2,167)

保有高	銘柄	取引相手	未実現純利益/(損) (米ドル)
米国(続き)			
(19,062)	Carter Bankshares Inc	HSBC	9,340
(5,698)	Carter Bankshares Inc	Morgan Stanley	(1,368)
5,510	Carter's Inc	Bank of America Merrill Lynch	(34,324)
8,540	Carter's Inc	Barclays Bank	6,063
10,733	Carter's Inc	Goldman Sachs	(72,448)
11,523	Carter's Inc	HSBC	(50,016)
5,205	Carter's Inc	Morgan Stanley	3,695
(7,249)	Carvana Co	Barclays Bank	(9,496)
(10,235)	Carvana Co	Goldman Sachs	70,110
(2,612)	Carvana Co	Morgan Stanley	(3,422)
4,476	Casa Systems Inc	Bank of America Merrill Lynch	1,969
20,380	Casa Systems Inc	Goldman Sachs	8,967
5,321	Casa Systems Inc	Morgan Stanley	2,607
(1,565)	Casella Waste Systems Inc 'A'	Bank of America Merrill Lynch	(2,864)
(12,231)	Casella Waste Systems Inc 'A'	Barclays Bank	(24,829)
(1,692)	Casella Waste Systems Inc 'A'	Goldman Sachs	(3,428)
(5,773)	Casella Waste Systems Inc 'A'	HSBC	(5,976)
(8,626)	Casella Waste Systems Inc 'A'	Morgan Stanley	(17,511)
(905)	Casey's General Stores Inc	Bank of America Merrill Lynch	881
399	Casey's General Stores Inc	Bank of America Merrill Lynch	2,615
(2,142)	Casey's General Stores Inc	Barclays Bank	(15,872)
1,345	Casey's General Stores Inc	Barclays Bank	9,966
(3,793)	Casey's General Stores Inc	Goldman Sachs	12,478
585	Casey's General Stores Inc	Goldman Sachs	1,364
(3,411)	Casey's General Stores Inc	HSBC	(31,688)
432	Casey's General Stores Inc	HSBC	1,644
(1,167)	Casey's General Stores Inc	Morgan Stanley	(8,647)
8,454	Cass Information Systems Inc	Bank of America Merrill Lynch	254
11,700	Cass Information Systems Inc	Barclays Bank	15,444
3,750	Cass Information Systems Inc	Goldman Sachs	113
10,255	Cass Information Systems Inc	HSBC	(13,627)
(3,507)	Castle Biosciences Inc	Barclays Bank	(2,595)
(6,593)	Castle Biosciences Inc	HSBC	(20,109)
(1,473)	Castle Biosciences Inc	Morgan Stanley	(1,090)
(4,874)	Catalent Inc	Bank of America Merrill Lynch	(25,004)
(1,576)	Catalent Inc	Barclays Bank	(6,714)
(7,356)	Catalent Inc	Goldman Sachs	(33,528)
(3,318)	Catalent Inc	HSBC	(28,820)
(4,041)	Catalent Inc	Morgan Stanley	(17,215)
22,484	Catalyst Biosciences Inc	Bank of America Merrill Lynch	18,003
30,102	Catalyst Biosciences Inc	Barclays Bank	(2,107)
3,322	Catalyst Biosciences Inc	Goldman Sachs	2,660
32,520	Catalyst Biosciences Inc	HSBC	24,878
23,842	Catalyst Biosciences Inc	Morgan Stanley	(1,669)
(90,353)	Catalyst Pharmaceuticals Inc	Barclays Bank	(20,781)
(8,135)	CatchMark Timber Trust Inc 'A' (REIT)	Barclays Bank	(32,540)
(124,838)	CatchMark Timber Trust Inc 'A' (REIT)	Goldman Sachs	(521,823)
(7,981)	CatchMark Timber Trust Inc 'A' (REIT)	HSBC	(31,206)
(3,287)	CatchMark Timber Trust Inc 'A' (REIT)	Morgan Stanley	(13,148)
(188)	Caterpillar Inc	Bank of America Merrill Lynch	(1,829)
816	Caterpillar Inc	Bank of America Merrill Lynch	7,940
(166)	Caterpillar Inc	Barclays Bank	(744)
2,479	Caterpillar Inc	Barclays Bank	31,657
(7,339)	Caterpillar Inc	Goldman Sachs	(70,820)
1,388	Caterpillar Inc	Goldman Sachs	13,505
664	Caterpillar Inc	HSBC	8,118
1,642	Caterpillar Inc	Morgan Stanley	20,968
(7,514)	Cathay General Bancorp	Bank of America Merrill Lynch	(15,879)
(10,041)	Cathay General Bancorp	Barclays Bank	(18,370)
(5,094)	Cathay General Bancorp	Goldman Sachs	(10,120)
(5,688)	Cathay General Bancorp	HSBC	(7,925)
(9,374)	Cathay General Bancorp	Morgan Stanley	(17,104)

保有高	銘柄	取引相手	未実現純利益/(損) (米ドル)
米国(続き)			
(9,447)	Cato Corp 'A'	Bank of America Merrill Lynch	7,652
(9,529)	Cato Corp 'A'	Barclays Bank	(4,955)
(27,043)	Cato Corp 'A'	Goldman Sachs	21,905
(9,724)	Cato Corp 'A'	HSBC	6,483
(1,573)	Cato Corp 'A'	Morgan Stanley	(818)
(603)	Cavco Industries Inc	Barclays Bank	416
(2,772)	Cavco Industries Inc	Goldman Sachs	23,562
(2,656)	Cavco Industries Inc	HSBC	35,829
(209)	Cavco Industries Inc	Morgan Stanley	144
7,924	CB Financial Services Inc	Barclays Bank	7,449
4,652	CB Financial Services Inc	Goldman Sachs	1,210
3,850	CB Financial Services Inc	Morgan Stanley	3,619
4,390	cbdMD Inc	Goldman Sachs	164
(2,363)	CBIZ Inc	Bank of America Merrill Lynch	(3,119)
(58,859)	CBIZ Inc	Barclays Bank	(115,364)
(7,968)	CBIZ Inc	Goldman Sachs	(10,518)
(1,774)	CBIZ Inc	Morgan Stanley	(3,477)
3,903	CBL & Associates Properties Inc (REIT)	Barclays Bank	6,206
2,474	CBL & Associates Properties Inc (REIT)	Goldman Sachs	8,214
14,775	CBL & Associates Properties Inc (REIT)	HSBC	66,876
1,022	CBL & Associates Properties Inc (REIT)	Morgan Stanley	1,625
1,812	Choe Global Markets Inc	Bank of America Merrill Lynch	4,616
8,078	Choe Global Markets Inc	Barclays Bank	30,293
17,450	Choe Global Markets Inc	Goldman Sachs	36,819
28,360	Choe Global Markets Inc	HSBC	109,199
3,475	Choe Global Markets Inc	Morgan Stanley	13,032
19,185	CBRE Group Inc 'A'	Barclays Bank	54,869
13,296	CBRE Group Inc 'A'	Goldman Sachs	43,877
(6,011)	CBTX Inc	Bank of America Merrill Lynch	(2,945)
(19,609)	CBTX Inc	Barclays Bank	(10,981)
(43,420)	CBTX Inc	Goldman Sachs	(21,276)
2,379	CDW Corp	Bank of America Merrill Lynch	(987)
9,892	CDW Corp	Barclays Bank	74,239
1,847	CDW Corp	Goldman Sachs	(767)
520	CDW Corp	HSBC	3,892
5,439	CDW Corp	Morgan Stanley	40,820
72,782	CECO Environmental Corp	Bank of America Merrill Lynch	49,492
40,400	CECO Environmental Corp	Barclays Bank	10,908
29,010	CECO Environmental Corp	Goldman Sachs	19,727
10,703	CECO Environmental Corp	Morgan Stanley	2,890
(25,615)	Cedar Realty Trust Inc (REIT)	Barclays Bank	(2,818)
(1,008)	Cedar Realty Trust Inc (REIT)	HSBC	665
(12,826)	Cedar Realty Trust Inc (REIT)	Morgan Stanley	(1,411)
1,290	Celanese Corp	Bank of America Merrill Lynch	17,273
(13,802)	Celanese Corp	Barclays Bank	(86,677)
3,688	Celanese Corp	Barclays Bank	23,304
9,440	Celanese Corp	HSBC	144,497
(8,906)	Celanese Corp	Morgan Stanley	(55,930)
(4,302)	Celcuity Inc	Barclays Bank	989
(12,982)	Celldex Therapeutics Inc	Barclays Bank	40,504
(7,275)	Celldex Therapeutics Inc	Goldman Sachs	20,588
(5,403)	Celldex Therapeutics Inc	HSBC	6,862
(1,074)	Celsius Holdings Inc	Bank of America Merrill Lynch	(10,244)
(17,380)	Celsius Holdings Inc	Barclays Bank	(85,858)
(21,294)	Celsius Holdings Inc	Goldman Sachs	(271,711)
2,329	Centene Corp	Bank of America Merrill Lynch	(2,515)
(24,677)	Centene Corp	Barclays Bank	59,225
(12,001)	Centene Corp	Goldman Sachs	12,961
(21,906)	Centene Corp	HSBC	(97,482)
3,169	Centene Corp	HSBC	14,102
2,948	Centene Corp	Morgan Stanley	(7,075)
10,044	Centennial Resource Development Inc 'A'	Bank of America Merrill Lynch	6,177

保有高	銘柄	取引相手	未実現純利益/(損) (米ドル)
米国(続き)			
9,523	Centennial Resource Development Inc 'A'	Barclays Bank	12,618
16,196	Centennial Resource Development Inc 'A'	Goldman Sachs	9,961
48,245	Centennial Resource Development Inc 'A'	HSBC	61,512
3,275	Centennial Resource Development Inc 'A'	Morgan Stanley	4,339
(20,532)	CenterPoint Energy Inc	Bank of America Merrill Lynch	(13,918)
(67,417)	CenterPoint Energy Inc	Barclays Bank	(71,404)
(44,124)	CenterPoint Energy Inc	Goldman Sachs	(40,821)
(86,762)	CenterPoint Energy Inc	HSBC	(128,099)
(32,663)	CenterPoint Energy Inc	Morgan Stanley	(36,093)
11,187	Centerspace (REIT)	Barclays Bank	559
5,471	Centerspace (REIT)	Goldman Sachs	(10,450)
5,145	Centerspace (REIT)	HSBC	15,538
15,975	Centogene NV	Barclays Bank	(2,316)
1,477	Centogene NV	Goldman Sachs	(746)
1,310	Centogene NV	Morgan Stanley	(190)
11,759	Central Garden & Pet Co 'A'	Bank of America Merrill Lynch	1,881
18,296	Central Garden & Pet Co 'A'	Barclays Bank	42,264
22,822	Central Garden & Pet Co 'A'	Goldman Sachs	3,652
2,420	Central Garden & Pet Co 'A'	HSBC	(73)
4,480	Central Garden & Pet Co 'A'	Morgan Stanley	10,349
35,016	Central Pacific Financial Corp	Bank of America Merrill Lynch	6,303
90,586	Central Pacific Financial Corp	Morgan Stanley	3,623
(75)	Central Valley Community Bancorp	Bank of America Merrill Lynch	35
(4,182)	Central Valley Community Bancorp	Barclays Bank	2,007
(3,937)	Central Valley Community Bancorp	Goldman Sachs	1,850
(9,618)	Central Valley Community Bancorp	HSBC	12,311
(1,079)	Central Valley Community Bancorp	Morgan Stanley	518
(9,104)	Centrus Energy Corp 'A'	Barclays Bank	(17,753)
(571)	Centrus Energy Corp 'A'	Goldman Sachs	(1,953)
(3,050)	Centrus Energy Corp 'A'	HSBC	(19,723)
11,136	Century Aluminum Co	Goldman Sachs	(12,250)
1,870	Century Aluminum Co	HSBC	-
2,409	Century Aluminum Co	Morgan Stanley	(795)
12,715	Century Casinos Inc	Barclays Bank	10,172
16,497	Century Casinos Inc	Goldman Sachs	(1,320)
5,796	Century Casinos Inc	Morgan Stanley	4,637
(8,471)	Century Communities Inc	Barclays Bank	(19,144)
(12,050)	Century Communities Inc	Goldman Sachs	(5,302)
(15,164)	Century Communities Inc	HSBC	(1,904)
(4,689)	Cerence Inc	Bank of America Merrill Lynch	(12,335)
(1,981)	Cerence Inc	Barclays Bank	(1,347)
(4,479)	Cerence Inc	Goldman Sachs	(12,631)
(2,888)	Cerence Inc	HSBC	(13,834)
(679)	Cerence Inc	Morgan Stanley	(462)
(3,427)	Cerevel Therapeutics Holdings Inc	Bank of America Merrill Lynch	(6,237)
(19,915)	Cerevel Therapeutics Holdings Inc	Barclays Bank	(36,046)
(3,988)	Cerevel Therapeutics Holdings Inc	Goldman Sachs	(7,258)
(2,862)	Cerevel Therapeutics Holdings Inc	Morgan Stanley	(5,180)
2,151	Ceridian HCM Holding Inc	Bank of America Merrill Lynch	4,517
7,268	Ceridian HCM Holding Inc	Barclays Bank	6,178
9,373	Ceridian HCM Holding Inc	Goldman Sachs	19,683
6,014	Ceridian HCM Holding Inc	HSBC	27,123
7,752	Ceridian HCM Holding Inc	Morgan Stanley	6,589
(7,536)	Certara Inc	Bank of America Merrill Lynch	(13,791)
(7,991)	Certara Inc	Barclays Bank	(5,993)
(26,142)	Certara Inc	Goldman Sachs	(47,840)
(1,375)	Certara Inc	HSBC	(4,153)
(17,152)	Certara Inc	Morgan Stanley	(12,864)
22,324	Cerus Corp	Barclays Bank	4,465
60,890	Cerus Corp	HSBC	18,267
32,555	Cerus Corp	Morgan Stanley	6,511
(30,748)	CEVA Inc	Barclays Bank	(90,707)

保有高	銘柄	取引相手	未実現純利益/(損) (米ドル)
米国(続き)			
(18,348)	CEVA Inc	Goldman Sachs	(44,402)
(5,657)	CEVA Inc	HSBC	(10,692)
(2,838)	CEVA Inc	Morgan Stanley	(8,372)
4,417	CF Industries Holdings Inc	Bank of America Merrill Lynch	(30,212)
2,820	CF Industries Holdings Inc	Goldman Sachs	(15,996)
829	CF Industries Holdings Inc	HSBC	293
(1,439)	CF Industries Holdings Inc	HSBC	7,614
2,171	CF Industries Holdings Inc	Morgan Stanley	(1,997)
(3,613)	CH Robinson Worldwide Inc	Bank of America Merrill Lynch	3,330
(6,083)	CH Robinson Worldwide Inc	Barclays Bank	(8,395)
(990)	CH Robinson Worldwide Inc	Goldman Sachs	900
(3,892)	CH Robinson Worldwide Inc	HSBC	9,206
(25,869)	Champions Oncology Inc	Bank of America Merrill Lynch	(3,104)
(2,664)	Champions Oncology Inc	Barclays Bank	(373)
(2,471)	Champions Oncology Inc	Goldman Sachs	(297)
(1,719)	Change Healthcare Inc	Bank of America Merrill Lynch	(1,444)
45,273	Change Healthcare Inc	Barclays Bank	27,164
(8,548)	Change Healthcare Inc	Barclays Bank	(5,129)
16,001	Change Healthcare Inc	Goldman Sachs	13,441
(14,496)	Change Healthcare Inc	Goldman Sachs	(11,835)
25,233	Change Healthcare Inc	HSBC	21,953
(8,243)	Change Healthcare Inc	HSBC	(9,100)
12,505	Change Healthcare Inc	Morgan Stanley	7,503
(5,655)	ChannelAdvisor Corp	Barclays Bank	(1,810)
(11,113)	ChannelAdvisor Corp	Goldman Sachs	(9,668)
(1,931)	ChannelAdvisor Corp	Morgan Stanley	(850)
(59,317)	ChargePoint Holdings Inc	Barclays Bank	(120,413)
1,943	Charles River Laboratories International Inc	Bank of America Merrill Lynch	13,640
1,366	Charles River Laboratories International Inc	Barclays Bank	9,535
1,079	Charles River Laboratories International Inc	Goldman Sachs	7,575
4,330	Charles River Laboratories International Inc	Morgan Stanley	30,223
7,621	Charles Schwab Corp	Bank of America Merrill Lynch	45,062
9,029	Charles Schwab Corp	Barclays Bank	45,145
3,327	Charles Schwab Corp	Goldman Sachs	22,452
22,407	Charles Schwab Corp	HSBC	143,746
5,047	Charles Schwab Corp	Morgan Stanley	25,235
777	Chart Industries Inc	Bank of America Merrill Lynch	6,580
(5,709)	Chart Industries Inc	Barclays Bank	(5,481)
(1,649)	Chart Industries Inc	Goldman Sachs	(20,151)
1,243	Chart Industries Inc	Goldman Sachs	15,189
2,105	Chart Industries Inc	HSBC	12,540
2,874	Charter Communications Inc 'A'	Bank of America Merrill Lynch	124,502
268	Charter Communications Inc 'A'	Barclays Bank	8,841
2,435	Charter Communications Inc 'A'	HSBC	104,681
(9,847)	Chase Corp	Goldman Sachs	(5,219)
(17,538)	Chatham Lodging Trust (REIT)	Barclays Bank	(12,452)
(90,998)	Chatham Lodging Trust (REIT)	Goldman Sachs	(44,843)
(2,285)	Chatham Lodging Trust (REIT)	Morgan Stanley	(1,165)
2,498	CHC Group Ltd	Morgan Stanley	(1,124)
1,482	Check Point Software Technologies Ltd	Bank of America Merrill Lynch	4,105
(6,208)	Check Point Software Technologies Ltd	Barclays Bank	(7,077)
1,110	Check Point Software Technologies Ltd	Barclays Bank	1,265
(9,210)	Check Point Software Technologies Ltd	Goldman Sachs	(25,512)
6,791	Check Point Software Technologies Ltd	HSBC	37,623
(5,335)	Checkpoint Therapeutics Inc	Barclays Bank	(133)
(39,455)	Checkpoint Therapeutics Inc	Goldman Sachs	(6,510)
2,431	Cheesecake Factory Inc	Bank of America Merrill Lynch	10,833
19,334	Cheesecake Factory Inc	Goldman Sachs	36,198
7,349	Cheesecake Factory Inc	HSBC	(873)
2,926	Cheesecake Factory Inc	Morgan Stanley	12,406
7,401	Chefs' Warehouse Inc	Barclays Bank	16,060
1,923	Chefs' Warehouse Inc	Goldman Sachs	(981)

保有高	銘柄	取引相手	未実現純利益/(損) (米ドル)
	米国(続々)		
2,539	Chefs' Warehouse Inc	HSBC	507
(13,108)	Chegg Inc	Barclays Bank	(11,011)
(72,603)	Chembio Diagnostics Inc	Bank of America Merrill Lynch	(5,968)
(33,416)	Chembio Diagnostics Inc	Barclays Bank	685
(10,138)	Chembio Diagnostics Inc	HSBC	(912)
(424)	Chemed Corp	Bank of America Merrill Lynch	1,832
(4,628)	Chemed Corp	Barclays Bank	16,918
(1,607)	Chemed Corp	Goldman Sachs	6,942
(376)	Chemed Corp	HSBC	5,099
(331)	Chemed Corp	Morgan Stanley	1,205
(18,679)	ChemoCentryx Inc	Barclays Bank	(1,308)
(992)	ChemoCentryx Inc	Goldman Sachs	(3,204)
(7,566)	ChemoCentryx Inc	Morgan Stanley	(530)
(7,124)	Chemours Co	Bank of America Merrill Lynch	(20,873)
(8,465)	Chemours Co	Barclays Bank	(17,861)
(4,761)	Chemours Co	Goldman Sachs	(13,950)
(13,391)	Chemours Co	HSBC	(48,682)
(183)	Chemung Financial Corp	Bank of America Merrill Lynch	245
(1,421)	Chemung Financial Corp	Morgan Stanley	711
1,118	Cheniere Energy Inc	Bank of America Merrill Lynch	3,298
1,149	Cheniere Energy Inc	Barclays Bank	9,893
11,608	Cheniere Energy Inc	Goldman Sachs	34,243
4,773	Cheniere Energy Inc	HSBC	25,679
4,570	Cheniere Energy Inc	Morgan Stanley	39,348
1,243	Cherry Hill Mortgage Investment Corp (REIT)	Bank of America Merrill Lynch	186
9,583	Cherry Hill Mortgage Investment Corp (REIT)	Barclays Bank	862
6,226	Cherry Hill Mortgage Investment Corp (REIT)	Goldman Sachs	934
8,257	Cherry Hill Mortgage Investment Corp (REIT)	HSBC	3,881
3,489	Cherry Hill Mortgage Investment Corp (REIT)	Morgan Stanley	314
2,976	Chesapeake Energy Corp	Bank of America Merrill Lynch	39,015
(8,567)	Chesapeake Energy Corp	Barclays Bank	(53,715)
13,254	Chesapeake Energy Corp	Barclays Bank	83,102
4,990	Chesapeake Energy Corp	HSBC	76,712
(740)	Chesapeake Utilities Corp	Bank of America Merrill Lynch	(176)
(738)	Chesapeake Utilities Corp	Barclays Bank	(613)
(3,047)	Chesapeake Utilities Corp	HSBC	(15,991)
(1,458)	Chesapeake Utilities Corp	Morgan Stanley	(396)
(853)	Chevron Corp	Barclays Bank	(7,353)
(19,737)	Chevron Corp	Goldman Sachs	(144,672)
(1,559)	Chevron Corp	Morgan Stanley	(8,053)
(13,435)	Chewy Inc 'A'	Bank of America Merrill Lynch	3,359
(11,556)	Chewy Inc 'A'	Barclays Bank	(16,410)
(13,906)	Chewy Inc 'A'	Goldman Sachs	3,477
(57)	Chewy Inc 'A'	HSBC	1
(326)	Chewy Inc 'A'	Morgan Stanley	(463)
1,632	Chicken Soup For The Soul Entertainment Inc	Barclays Bank	1,289
1,394	Chicken Soup For The Soul Entertainment Inc	Goldman Sachs	2,314
13,459	Chico's FAS Inc	Barclays Bank	9,690
16,305	Chico's FAS Inc	Goldman Sachs	(489)
6,005	Chico's FAS Inc	HSBC	1,441
15,721	Chico's FAS Inc	Morgan Stanley	11,319
4,060	Children's Place Inc	Bank of America Merrill Lynch	(412)
7,527	Children's Place Inc	Goldman Sachs	75
(12,599)	Chimera Investment Corp (REIT)	Bank of America Merrill Lynch	(3,780)
(33,342)	Chimera Investment Corp (REIT)	Barclays Bank	(14,004)
(80,308)	Chimera Investment Corp (REIT)	Goldman Sachs	(24,092)
(61,757)	Chimera Investment Corp (REIT)	HSBC	(95)
(75,690)	Chimera Investment Corp (REIT)	Morgan Stanley	(31,790)
(12,698)	Chimerix Inc	Bank of America Merrill Lynch	(3,048)
(17,595)	Chimerix Inc	Barclays Bank	7,918
(62,335)	Chimerix Inc	Goldman Sachs	(7,936)
(66,116)	Chimerix Inc	HSBC	67,435

保有高	銘柄	取引相手	未実現純利益/(損) (米ドル)
	米国(続々)		
1,840	Chinook Therapeutics Inc	Barclays Bank	1,343
2,984	Chinook Therapeutics Inc	Goldman Sachs	5,222
4,665	Chinook Therapeutics Inc	Morgan Stanley	3,405
(64)	Chipotle Mexican Grill Inc	Bank of America Merrill Lynch	(5,880)
(1,152)	Chipotle Mexican Grill Inc	Goldman Sachs	(105,846)
228	Chipotle Mexican Grill Inc	Goldman Sachs	19,830
467	Chipotle Mexican Grill Inc	HSBC	53,415
(339)	Chipotle Mexican Grill Inc	Morgan Stanley	(34,293)
123	Chipotle Mexican Grill Inc	Morgan Stanley	12,443
2,919	Choice Hotels International Inc	Bank of America Merrill Lynch	4,908
7,926	Choice Hotels International Inc	Barclays Bank	30,515
34,677	Choice Hotels International Inc	Goldman Sachs	35,024
17,532	Choice Hotels International Inc	HSBC	25,773
5,585	Choice Hotels International Inc	Morgan Stanley	21,502
1,208	ChoiceOne Financial Services Inc	Bank of America Merrill Lynch	302
2,527	ChoiceOne Financial Services Inc	Barclays Bank	(3,007)
4,491	ChoiceOne Financial Services Inc	HSBC	(7,949)
283	ChoiceOne Financial Services Inc	Morgan Stanley	(337)
(15,887)	ChromaDex Corp	Barclays Bank	(1,271)
(4,861)	ChromaDex Corp	HSBC	(875)
(11,012)	Chubb Ltd	Barclays Bank	(14,095)
(20,058)	Chubb Ltd	Goldman Sachs	(11,834)
(4,593)	Chubb Ltd	HSBC	(15,984)
1,680	Chubb Ltd	HSBC	(4,460)
1,368	Chubb Ltd	Morgan Stanley	1,751
8,605	Church & Dwight Co Inc	Barclays Bank	(4,990)
32,729	Church & Dwight Co Inc	Goldman Sachs	(319,762)
22,898	Church & Dwight Co Inc	HSBC	(211,315)
683	Church & Dwight Co Inc	Morgan Stanley	(635)
(7,614)	Churchill Downs Inc	Barclays Bank	(124,565)
(8,558)	Churchill Downs Inc	Goldman Sachs	(77,022)
(5,221)	Churchill Downs Inc	HSBC	(87,242)
(2,548)	Churchill Downs Inc	Morgan Stanley	(41,685)
(8,290)	Chuy's Holdings Inc	Barclays Bank	(11,109)
(989)	Chuy's Holdings Inc	HSBC	477
(1,046)	Chuy's Holdings Inc	Morgan Stanley	(209)
25,781	Cidara Therapeutics Inc	Bank of America Merrill Lynch	335
44,185	Cidara Therapeutics Inc	Barclays Bank	(80)
74,154	Cidara Therapeutics Inc	Goldman Sachs	964
37,772	Cidara Therapeutics Inc	HSBC	(10,198)
17,362	Ciena Corp	Bank of America Merrill Lynch	5,113
13,589	Ciena Corp	Barclays Bank	15,220
14,350	Ciena Corp	Goldman Sachs	783
29,801	Ciena Corp	HSBC	(20,379)
2,296	Ciena Corp	Morgan Stanley	2,571
2,947	Cigna Corp	Barclays Bank	20,364
5,616	Cigna Corp	Goldman Sachs	21,285
1,258	Cigna Corp	Morgan Stanley	8,693
527	Cimpress Plc	Bank of America Merrill Lynch	(612)
834	Cimpress Plc	Barclays Bank	375
8,391	Cimpress Plc	Goldman Sachs	336
2,532	Cimpress Plc	HSBC	(937)
1,333	Cimpress Plc	Morgan Stanley	600
2,975	Cincinnati Financial Corp	Bank of America Merrill Lynch	1,935
(233)	Cincinnati Financial Corp	Bank of America Merrill Lynch	(91)
8,971	Cincinnati Financial Corp	Barclays Bank	8,725
(3,315)	Cincinnati Financial Corp	Barclays Bank	(3,845)
3,199	Cincinnati Financial Corp	Goldman Sachs	2,098
1,061	Cincinnati Financial Corp	HSBC	2,563
1,336	Cincinnati Financial Corp	Morgan Stanley	1,550
(2,752)	Cincinnati Financial Corp	Morgan Stanley	(3,872)
4,488	CinCor Pharma Inc	Goldman Sachs	(27,736)

保有高	銘柄	取引相手	未実現純利益/(損) (米ドル)
	米国(続き)		
30,092	Cinemark Holdings Inc	Barclays Bank	37,314
26,924	Cinemark Holdings Inc	Goldman Sachs	30,424
4,897	Cinemark Holdings Inc	HSBC	12,729
414	Cinemark Holdings Inc	Morgan Stanley	513
(79)	Cintas Corp	Bank of America Merrill Lynch	(1,970)
472	Cintas Corp	Bank of America Merrill Lynch	7,552
(744)	Cintas Corp	Barclays Bank	(17,447)
1,146	Cintas Corp	Barclays Bank	26,874
1,749	Cintas Corp	Goldman Sachs	25,150
(8,142)	Cintas Corp	HSBC	(158,769)
565	Cintas Corp	HSBC	9,082
252	Cintas Corp	Morgan Stanley	5,909
(45,857)	Cipher Mining Inc	Barclays Bank	(14,674)
(23,227)	CIRCOR International Inc	Barclays Bank	9,988
(12,515)	CIRCOR International Inc	Goldman Sachs	1,126
(983)	CIRCOR International Inc	Morgan Stanley	423
1,945	Cirrus Logic Inc	Bank of America Merrill Lynch	4,707
11,733	Cirrus Logic Inc	Barclays Bank	22,058
18,022	Cirrus Logic Inc	Goldman Sachs	38,548
6,249	Cirrus Logic Inc	HSBC	27,868
2,877	Cisco Systems Inc	Bank of America Merrill Lynch	(11,738)
(99,129)	Cisco Systems Inc	Barclays Bank	(152,493)
35,992	Cisco Systems Inc	Barclays Bank	56,507
(8,565)	Cisco Systems Inc	HSBC	992
23,092	Cisco Systems Inc	HSBC	(93,292)
7,309	Cisco Systems Inc	Morgan Stanley	11,475
635	Citi Trends Inc	Bank of America Merrill Lynch	(76)
4,076	Citi Trends Inc	Barclays Bank	13,899
4,175	Citi Trends Inc	Goldman Sachs	(501)
1,236	Citi Trends Inc	HSBC	25
31,074	Citigroup Inc	Barclays Bank	24,859
31,341	Citigroup Inc	Goldman Sachs	191,494
19,892	Citigroup Inc	HSBC	73,203
13,298	Citigroup Inc	Morgan Stanley	10,638
(113,720)	Citius Pharmaceuticals Inc	HSBC	3,594
828	Citizens & Northern Corp	Bank of America Merrill Lynch	8
1,398	Citizens & Northern Corp	Barclays Bank	(308)
5,425	Citizens & Northern Corp	Goldman Sachs	54
2,867	Citizens & Northern Corp	HSBC	(172)
1,148	Citizens & Northern Corp	Morgan Stanley	(253)
(9,601)	Citizens Financial Group Inc	Bank of America Merrill Lynch	(24,949)
11,060	Citizens Financial Group Inc	Bank of America Merrill Lynch	29,530
(15,082)	Citizens Financial Group Inc	Barclays Bank	(24,282)
4,493	Citizens Financial Group Inc	Barclays Bank	7,234
(62,151)	Citizens Financial Group Inc	Goldman Sachs	(166,087)
38,650	Citizens Financial Group Inc	Goldman Sachs	103,195
7,692	Citizens Financial Group Inc	HSBC	9,538
(6,193)	Citizens Financial Group Inc	Morgan Stanley	(9,971)
10,909	Citizens Financial Group Inc	Morgan Stanley	17,563
(944)	Citizens Holding Co	Bank of America Merrill Lynch	(302)
(8,513)	Citizens Holding Co	Goldman Sachs	(2,724)
63,873	Citizens Inc	Barclays Bank	(3,194)
9,592	Citizens Inc	Goldman Sachs	1,055
29,037	Citizens Inc	HSBC	17,422
17,295	Citizens Inc	Morgan Stanley	(865)
(1,625)	City Holding Co	Barclays Bank	(2,235)
(3,626)	City Holding Co	Goldman Sachs	(7,748)
(2,755)	City Holding Co	HSBC	(5,038)
(2,415)	City Holding Co	Morgan Stanley	(3,801)
(8,200)	Civeo Corp	Bank of America Merrill Lynch	(19,270)
(4,241)	Civeo Corp	Barclays Bank	(6,192)
(5,576)	Civeo Corp	Goldman Sachs	(13,104)

保有高	銘柄	取引相手	未実現純利益/(損) (米ドル)
	米国(続き)		
16,910	Civista Bancshares Inc	Bank of America Merrill Lynch	4,058
19,085	Civista Bancshares Inc	Barclays Bank	5,344
21,425	Civista Bancshares Inc	Goldman Sachs	5,142
8,392	Civista Bancshares Inc	HSBC	1,175
25,088	Civista Bancshares Inc	Morgan Stanley	7,025
(9,792)	Civitas Resources Inc	Barclays Bank	(89,891)
(19,148)	Civitas Resources Inc	Goldman Sachs	(272,887)
(5,241)	Civitas Resources Inc	HSBC	(102,724)
(35,301)	Clarivate Plc	Barclays Bank	-
(17,423)	Clarivate Plc	Goldman Sachs	(6,621)
(23,505)	Clarivate Plc	HSBC	(3,996)
(11,725)	Clarivate Plc	Morgan Stanley	-
(25,980)	Clarus Corp	Barclays Bank	(67,288)
(42,513)	Clarus Corp	Goldman Sachs	(54,842)
(7,052)	Clarus Corp	HSBC	(11,918)
17,327	Clean Energy Fuels Corp	Barclays Bank	10,781
5,481	Clean Energy Fuels Corp	HSBC	1,433
(1,486)	Clean Harbors Inc	Bank of America Merrill Lynch	(3,909)
942	Clean Harbors Inc	Bank of America Merrill Lynch	2,214
(2,503)	Clean Harbors Inc	Barclays Bank	(6,401)
5,341	Clean Harbors Inc	Barclays Bank	10,789
1,200	Clean Harbors Inc	Goldman Sachs	2,820
(699)	Clean Harbors Inc	HSBC	(1,548)
1,080	Clean Harbors Inc	HSBC	3,450
1,550	Clean Harbors Inc	Morgan Stanley	3,131
(44,332)	Cleanspark Inc	Barclays Bank	(27,664)
(1,145)	Cleanspark Inc	Goldman Sachs	(149)
(12,681)	Cleanspark Inc	HSBC	(4,946)
(95,332)	Clear Channel Outdoor Holdings Inc	Barclays Bank	8,580
(9,492)	Clear Secure Inc 'A'	Barclays Bank	(1,194)
(2,783)	Clearfield Inc	Bank of America Merrill Lynch	(22,598)
(2,160)	Clearfield Inc	Barclays Bank	(5,659)
(2,183)	Clearfield Inc	Goldman Sachs	(17,726)
(1,840)	Clearfield Inc	HSBC	(16,473)
(15,257)	ClearPoint Neuro Inc	Barclays Bank	(6,713)
(5,925)	ClearPoint Neuro Inc	Goldman Sachs	(11,139)
(2,815)	ClearPoint Neuro Inc	HSBC	(9,740)
(54,218)	Clearside Biomedical Inc	Barclays Bank	3,795
(11,855)	Clearwater Paper Corp	Barclays Bank	(28,215)
(4,242)	Clearwater Paper Corp	Goldman Sachs	(5,939)
(2,892)	Clearwater Paper Corp	HSBC	(3,962)
1,999	Clearway Energy Inc 'A'	Bank of America Merrill Lynch	4,778
45,100	Clearway Energy Inc 'A'	Barclays Bank	72,160
4,405	Clearway Energy Inc 'A'	Goldman Sachs	10,528
8,995	Clearway Energy Inc 'A'	HSBC	23,859
3,611	Clearway Energy Inc 'C'	Bank of America Merrill Lynch	10,905
21,210	Clearway Energy Inc 'C'	Barclays Bank	46,662
17,501	Clearway Energy Inc 'C'	HSBC	60,028
(8,345)	Cleveland-Cliffs Inc	Barclays Bank	(6,384)
(43,566)	Cleveland-Cliffs Inc	Goldman Sachs	(94,320)
(16,473)	Cleveland-Cliffs Inc	HSBC	(25,898)
(14,191)	Cleveland-Cliffs Inc	Morgan Stanley	(10,856)
59,046	Clipper Realty Inc (REIT)	Barclays Bank	(10,628)
22,342	Clipper Realty Inc (REIT)	Goldman Sachs	(13,182)
2,419	Clorox Co	Bank of America Merrill Lynch	(28,375)
4,528	Clorox Co	Barclays Bank	26,127
1,480	Clorox Co	Goldman Sachs	(17,360)
(3,555)	Clorox Co	Goldman Sachs	35,090
851	Clorox Co	Morgan Stanley	4,910
(2,957)	Clorox Co	Morgan Stanley	(14,946)
(959)	Cloudflare Inc 'A'	Bank of America Merrill Lynch	(4,674)
(2,893)	Cloudflare Inc 'A'	Barclays Bank	1,070

保有高	銘柄	取引相手	未実現純利益/(損) (米ドル)
米国(続き)			
(18,079)	Cloudflare Inc 'A'	Goldman Sachs	3,878
(3,545)	Cloudflare Inc 'A'	HSBC	(14,254)
57,343	Clovis Oncology Inc	Barclays Bank	(883)
39,290	Clovis Oncology Inc	Goldman Sachs	(6,275)
48,943	Clovis Oncology Inc	HSBC	(7,067)
27,325	Clovis Oncology Inc	Morgan Stanley	(421)
(177)	CME Group Inc	Bank of America Merrill Lynch	(391)
874	CME Group Inc	Goldman Sachs	7,132
4,541	CME Group Inc	HSBC	11,930
939	CME Group Inc	Morgan Stanley	6,366
109,234	CMS Energy Corp	Barclays Bank	110,326
88,068	CMS Energy Corp	Goldman Sachs	137,386
6,916	CMS Energy Corp	HSBC	10,097
733	CNA Financial Corp	Bank of America Merrill Lynch	924
(37,700)	CNA Financial Corp	Barclays Bank	(23,751)
(28,225)	CNA Financial Corp	Morgan Stanley	(17,782)
708	CNA Financial Corp	Morgan Stanley	446
(8,137)	CNB Financial Corp	Barclays Bank	(1,790)
(8,156)	CNB Financial Corp	Goldman Sachs	(408)
(8,772)	CNB Financial Corp	Morgan Stanley	(1,930)
67,999	CNO Financial Group Inc	Barclays Bank	33,999
16,855	CNO Financial Group Inc	Goldman Sachs	10,113
40,996	CNX Resources Corp	Barclays Bank	586
(17,496)	CNX Resources Corp	Goldman Sachs	(59,311)
4,264	CNX Resources Corp	Goldman Sachs	11
5,909	CNX Resources Corp	HSBC	225
(24,046)	CNX Resources Corp	HSBC	(94,501)
11,017	CNX Resources Corp	Morgan Stanley	108
(1,033)	CNX Resources Corp	Morgan Stanley	(1,911)
(2,314)	Coastal Financial Corp	Bank of America Merrill Lynch	(4,316)
(1,613)	Coastal Financial Corp	Barclays Bank	(2,879)
(5,249)	Coastal Financial Corp	Goldman Sachs	(9,789)
(2,407)	Coastal Financial Corp	HSBC	1,649
(556)	Coastal Financial Corp	Morgan Stanley	(992)
(10,694)	Coca-Cola Co	Barclays Bank	(3,315)
26,585	Coca-Cola Co	Barclays Bank	(25,551)
(55,584)	Coca-Cola Co	Goldman Sachs	155,079
26,850	Coca-Cola Co	Goldman Sachs	(74,912)
(25,247)	Coca-Cola Co	HSBC	36,356
24,413	Coca-Cola Co	HSBC	(36,922)
(18,183)	Coca-Cola Co	Morgan Stanley	(5,637)
(53)	Coca-Cola Consolidated Inc	Goldman Sachs	(1,495)
(44)	Coca-Cola Consolidated Inc	HSBC	(2,799)
(1,268)	Coca-Cola Consolidated Inc	Morgan Stanley	(18,564)
1,066	Coca-Cola Europacific Partners Plc	Bank of America Merrill Lynch	885
8,098	Coca-Cola Europacific Partners Plc	Barclays Bank	(4,616)
14,416	Coca-Cola Europacific Partners Plc	Goldman Sachs	11,965
7,886	Coca-Cola Europacific Partners Plc	HSBC	34,541
(17,831)	Coda Octopus Group Inc	Barclays Bank	(7,489)
(9,400)	Coda Octopus Group Inc	Goldman Sachs	(3,384)
(3,489)	Coda Octopus Group Inc	HSBC	558
(2,093)	Coda Octopus Group Inc	Morgan Stanley	(879)
12,501	Codex DNA Inc	Barclays Bank	(6,125)
4,783	Codex DNA Inc	Morgan Stanley	(2,344)
4,133	Codexis Inc	Bank of America Merrill Lynch	2,397
17,758	Codexis Inc	Barclays Bank	4,440
3,239	Codexis Inc	Goldman Sachs	1,619
12,298	Codexis Inc	HSBC	6,986
2,904	Codexis Inc	Morgan Stanley	2,638
6,484	Co-Diagnostics Inc	Barclays Bank	778
4,260	Co-Diagnostics Inc	Goldman Sachs	1,747
3,448	Co-Diagnostics Inc	HSBC	4,034

保有高	銘柄	取引相手	未実現純利益/(損) (米ドル)
米国(続き)			
(15,384)	Codorus Valley Bancorp Inc	Bank of America Merrill Lynch	(26,614)
(13,336)	Codorus Valley Bancorp Inc	Barclays Bank	(24,272)
(12,664)	Codorus Valley Bancorp Inc	Goldman Sachs	(21,909)
(6,145)	Codorus Valley Bancorp Inc	HSBC	(7,374)
(4,860)	Codorus Valley Bancorp Inc	Morgan Stanley	(8,845)
81,273	Coeur Mining Inc	Barclays Bank	21,537
78,174	Coeur Mining Inc	Goldman Sachs	41,823
12,870	Coeur Mining Inc	HSBC	5,985
109,864	Coeur Mining Inc	Morgan Stanley	29,114
(23,534)	Cogent Biosciences Inc	Bank of America Merrill Lynch	(26,829)
321	Cogent Communications Holdings Inc	Bank of America Merrill Lynch	674
8,012	Cogent Communications Holdings Inc	Barclays Bank	25,558
7,711	Cogent Communications Holdings Inc	Goldman Sachs	16,193
7,239	Cogent Communications Holdings Inc	HSBC	14,436
778	Cogent Communications Holdings Inc	Morgan Stanley	2,482
(9,185)	Cognex Corp	Barclays Bank	(5,327)
(4,888)	Cognex Corp	Goldman Sachs	293
(9,182)	Cognex Corp	Morgan Stanley	(5,326)
2,783	Cognizant Technology Solutions Corp 'A'	Bank of America Merrill Lynch	4,146
4,166	Cognizant Technology Solutions Corp 'A'	Barclays Bank	9,290
10,495	Cognizant Technology Solutions Corp 'A'	Goldman Sachs	19,988
42,668	Cognizant Technology Solutions Corp 'A'	HSBC	(93,869)
5,456	Cognizant Technology Solutions Corp 'A'	Morgan Stanley	12,167
3,593	Cohen & Steers Inc	Bank of America Merrill Lynch	18,097
14,255	Cohen & Steers Inc	Barclays Bank	42,480
13,180	Cohen & Steers Inc	Goldman Sachs	67,086
14,606	Cohen & Steers Inc	HSBC	7,887
1,557	Cohen & Steers Inc	Morgan Stanley	4,640
(5,395)	Coherent Inc	Barclays Bank	(13,865)
(8,482)	Coherent Inc	Goldman Sachs	(19,594)
(4,638)	Coherent Inc	HSBC	(14,842)
15,768	Coherus Biosciences Inc	Barclays Bank	(8,089)
10,531	Coherus Biosciences Inc	Goldman Sachs	(2,817)
36,359	Coherus Biosciences Inc	HSBC	(27,880)
12,562	Coherus Biosciences Inc	Morgan Stanley	(7,663)
4,324	Cohu Inc	Bank of America Merrill Lynch	9,037
3,911	Cohu Inc	Barclays Bank	8,459
772	Cohu Inc	Goldman Sachs	2,432
7,093	Cohu Inc	HSBC	18,196
4,185	Cohu Inc	Morgan Stanley	6,452
(2,468)	Coinbase Global Inc 'A'	Bank of America Merrill Lynch	(41,685)
(690)	Coinbase Global Inc 'A'	Barclays Bank	(8,618)
(758)	Coinbase Global Inc 'A'	Goldman Sachs	(12,803)
122,262	Colgate-Palmolive Co	Goldman Sachs	(66,898)
1,607	Collegium Pharmaceutical Inc	Bank of America Merrill Lynch	289
8,661	Collegium Pharmaceutical Inc	Barclays Bank	346
1,726	Collegium Pharmaceutical Inc	Goldman Sachs	(874)
1,570	Collegium Pharmaceutical Inc	HSBC	1,987
3,912	Colony Bankcorp Inc	Bank of America Merrill Lynch	704
16,169	Colony Bankcorp Inc	Barclays Bank	5,336
14,091	Colony Bankcorp Inc	Goldman Sachs	2,536
9,698	Colony Bankcorp Inc	HSBC	(72)
13,083	Colony Bankcorp Inc	Morgan Stanley	4,317
(29,087)	Columbia Financial Inc	Barclays Bank	(18,325)
(50,232)	Columbia Financial Inc	Goldman Sachs	(24,111)
(52,660)	Columbia Financial Inc	HSBC	(18,958)
(33,768)	Columbia Financial Inc	Morgan Stanley	(21,274)
(1,628)	Columbia Sportswear Co	Bank of America Merrill Lynch	5,307
(42,744)	Columbia Sportswear Co	Barclays Bank	(84,458)
(12,502)	Columbia Sportswear Co	Goldman Sachs	36,055
(9,948)	Columbia Sportswear Co	HSBC	(3,184)
(9,937)	Columbus McKinnon Corp	Barclays Bank	(894)

保有高	銘柄	取引相手	未実現純利益/損 (米ドル)
米国(続き)			
(8,792)	Columbus McKinnon Corp	Goldman Sachs	(791)
(18,163)	Columbus McKinnon Corp	HSBC	22,900
13,303	Comcast Corp 'A'	Barclays Bank	12,106
45,240	Comcast Corp 'A'	Goldman Sachs	86,860
37,579	Comcast Corp 'A'	HSBC	151,443
(6,200)	Comerica Inc	Bank of America Merrill Lynch	(41,230)
1,878	Comerica Inc	Bank of America Merrill Lynch	12,489
(10,658)	Comerica Inc	Barclays Bank	(52,544)
10,989	Comerica Inc	Barclays Bank	54,176
(15,935)	Comerica Inc	Goldman Sachs	(105,968)
11,654	Comerica Inc	Goldman Sachs	75,056
(11,492)	Comerica Inc	HSBC	(37,694)
5,001	Comerica Inc	HSBC	37,227
(3,712)	Comerica Inc	Morgan Stanley	(18,300)
1,767	Comfort Systems USA Inc	Bank of America Merrill Lynch	11,477
7,653	Comfort Systems USA Inc	Barclays Bank	46,454
4,691	Comfort Systems USA Inc	Goldman Sachs	28,709
2,023	Comfort Systems USA Inc	HSBC	14,138
(11,458)	Commerce Bancshares Inc	Bank of America Merrill Lynch	(16,958)
(44,922)	Commerce Bancshares Inc	Barclays Bank	(69,180)
(41,990)	Commerce Bancshares Inc	Goldman Sachs	(60,023)
(47,620)	Commerce Bancshares Inc	HSBC	23,810
(34,778)	Commerce Bancshares Inc	Morgan Stanley	(53,558)
(7,407)	Commercial Metals Co	Bank of America Merrill Lynch	(26,591)
3,709	Commercial Metals Co	Bank of America Merrill Lynch	11,206
(7,452)	Commercial Metals Co	Barclays Bank	(16,022)
24,193	Commercial Metals Co	Barclays Bank	52,015
(4,297)	Commercial Metals Co	Goldman Sachs	(15,426)
11,052	Commercial Metals Co	Goldman Sachs	39,676
11,624	Commercial Metals Co	HSBC	24,309
8,584	Commercial Metals Co	Morgan Stanley	19,450
(2,653)	Commercial Vehicle Group Inc	Barclays Bank	(1,327)
(6,882)	Commercial Vehicle Group Inc	Goldman Sachs	(1,652)
(10,141)	Commercial Vehicle Group Inc	HSBC	2,738
996	CommScope Holding Co Inc	Bank of America Merrill Lynch	369
47,734	CommScope Holding Co Inc	Goldman Sachs	17,662
29,270	CommScope Holding Co Inc	HSBC	21,367
20,111	CommScope Holding Co Inc	Morgan Stanley	11,463
(35,178)	Community Bank System Inc	Barclays Bank	(20,051)
(44,127)	Community Bank System Inc	Goldman Sachs	(98,844)
(45,613)	Community Bank System Inc	HSBC	(12,772)
1,434	Community Financial Corp	Bank of America Merrill Lynch	3,449
3,727	Community Financial Corp	Barclays Bank	5,572
590	Community Financial Corp	Goldman Sachs	1,419
3,293	Community Financial Corp	Morgan Stanley	4,923
(3,640)	Community Health Systems Inc	Bank of America Merrill Lynch	3,895
(16,137)	Community Health Systems Inc	Barclays Bank	8,553
(3,224)	Community Health Systems Inc	Goldman Sachs	3,450
(8,752)	Community Health Systems Inc	HSBC	11,371
(18,435)	Community Healthcare Trust Inc (REIT)	Barclays Bank	(17,513)
(32,794)	Community Healthcare Trust Inc (REIT)	Goldman Sachs	(23,284)
(29,439)	Community Healthcare Trust Inc (REIT)	HSBC	294
(6,237)	Community Healthcare Trust Inc (REIT)	Morgan Stanley	(5,925)
13,994	Community Trust Bancorp Inc	Bank of America Merrill Lynch	16,373
28,795	Community Trust Bancorp Inc	Barclays Bank	288
16,131	Community Trust Bancorp Inc	Goldman Sachs	18,873
11,404	Community Trust Bancorp Inc	HSBC	2,509
36,892	Community Trust Bancorp Inc	Morgan Stanley	369
(4,741)	CommVault Systems Inc	Bank of America Merrill Lynch	(14,128)
(7,766)	CommVault Systems Inc	Barclays Bank	(9,931)
(2,525)	CommVault Systems Inc	Goldman Sachs	(2,044)
(8,700)	CommVault Systems Inc	HSBC	(28,848)

保有高	銘柄	取引相手	未実現純利益/損 (米ドル)
米国(続き)			
(705)	CommVault Systems Inc	Morgan Stanley	(1,241)
(8,006)	Compass Minerals International Inc	Barclays Bank	(7,125)
(7,297)	Compass Minerals International Inc	Goldman Sachs	(6,421)
(2,967)	CompoSecure Inc	Morgan Stanley	(475)
(10,333)	Computer Programs and Systems Inc	Goldman Sachs	1,550
862	CompX International Inc	Bank of America Merrill Lynch	720
5,581	CompX International Inc	Barclays Bank	(474)
2,748	CompX International Inc	Goldman Sachs	2,295
4,049	CompX International Inc	Morgan Stanley	(344)
77,152	comScore Inc	Barclays Bank	386
4,455	comScore Inc	Morgan Stanley	22
(4,039)	Comstock Mining Inc	Barclays Bank	40
(8,847)	Comstock Mining Inc	Goldman Sachs	177
(10,205)	Comstock Mining Inc	Morgan Stanley	102
(3,188)	Comstock Resources Inc	Bank of America Merrill Lynch	(14,410)
(13,227)	Comstock Resources Inc	Barclays Bank	(42,723)
(29,346)	Comstock Resources Inc	Goldman Sachs	(132,644)
(10,566)	Comstock Resources Inc	HSBC	(55,153)
(24,870)	Comstock Resources Inc	Morgan Stanley	(80,330)
(32,611)	Comtech Telecommunications Corp	Barclays Bank	(9,131)
(24,565)	Comtech Telecommunications Corp	Goldman Sachs	(16,213)
(30,743)	Conagra Brands Inc	Bank of America Merrill Lynch	92,083
42,007	Conagra Brands Inc	Barclays Bank	3,361
79,906	Conagra Brands Inc	Goldman Sachs	(257,297)
(15,972)	Conagra Brands Inc	Goldman Sachs	12,064
(12,719)	Conagra Brands Inc	HSBC	49,223
(2,024)	Concentrix Corp	Bank of America Merrill Lynch	(20,240)
(6,787)	Concentrix Corp	Barclays Bank	(58,707)
(2,971)	Concentrix Corp	HSBC	(32,934)
5,925	Concrete Pumping Holdings Inc	Bank of America Merrill Lynch	3,849
2,740	Concrete Pumping Holdings Inc	Barclays Bank	1,014
4,766	Concrete Pumping Holdings Inc	Goldman Sachs	3,417
14,940	Concrete Pumping Holdings Inc	HSBC	2,988
5,620	Concrete Pumping Holdings Inc	Morgan Stanley	2,079
12,770	Conduent Inc	Barclays Bank	2,937
72,547	Conduent Inc	Goldman Sachs	24,666
21,834	Conduent Inc	HSBC	9,389
(6,286)	Confluent Inc 'A'	Barclays Bank	(12,195)
(2,145)	Confluent Inc 'A'	Goldman Sachs	(4,204)
(5,824)	Confluent Inc 'A'	HSBC	(7,979)
(1,924)	Confluent Inc 'A'	Morgan Stanley	(3,733)
(463)	CONMED Corp	Bank of America Merrill Lynch	394
(8,971)	CONMED Corp	Barclays Bank	(18,480)
(5,124)	CONMED Corp	Goldman Sachs	4,322
(1,015)	CONMED Corp	HSBC	(2,166)
(1,141)	CONMED Corp	Morgan Stanley	(2,350)
7,878	ConnectOne Bancorp Inc	Bank of America Merrill Lynch	6,854
36,512	ConnectOne Bancorp Inc	Barclays Bank	24,463
17,776	ConnectOne Bancorp Inc	Goldman Sachs	14,080
14,099	ConnectOne Bancorp Inc	HSBC	(10,010)
9,449	ConnectOne Bancorp Inc	Morgan Stanley	6,331
4,263	Conn's Inc	Barclays Bank	4,434
8,998	Conn's Inc	Goldman Sachs	(7,648)
1,664	Conn's Inc	HSBC	(3,078)
1,643	Conn's Inc	Morgan Stanley	1,709
(8,795)	ConocoPhillips	Bank of America Merrill Lynch	(101,411)
(25,707)	ConocoPhillips	Barclays Bank	(203,085)
(13,465)	ConocoPhillips	HSBC	(256,557)
(6,633)	ConocoPhillips	Morgan Stanley	(52,401)
(409)	Consensus Cloud Solutions Inc	Bank of America Merrill Lynch	(573)
(2,143)	Consensus Cloud Solutions Inc	Barclays Bank	4,715
(4,640)	Consensus Cloud Solutions Inc	Goldman Sachs	(6,496)

保有高	銘柄	取引相手	未実現評価益/(損) (米ドル)
米国(続き)			
(3,926)	Consensus Cloud Solutions Inc	HSBC	2,373
(33,309)	Consolidated Communications Holdings Inc	Bank of America Merrill Lynch	(12,657)
(30,019)	Consolidated Communications Holdings Inc	Barclays Bank	(13,208)
(41,091)	Consolidated Communications Holdings Inc	Goldman Sachs	(15,615)
(17,040)	Consolidated Edison Inc	Barclays Bank	(31,865)
3,519	Consolidated Edison Inc	Goldman Sachs	15,871
(5,865)	Consolidated Edison Inc	Goldman Sachs	(26,451)
12,037	Consolidated Edison Inc	HSBC	60,363
(10,308)	Consolidated Edison Inc	HSBC	(53,292)
14,907	Consolidated Edison Inc	Morgan Stanley	27,876
(5,782)	Consolidated Edison Inc	Morgan Stanley	(10,812)
(27,051)	Consolidated Water Co Ltd	Bank of America Merrill Lynch	(72,497)
(43,008)	Consolidated Water Co Ltd	Barclays Bank	(11,182)
(56,967)	Consolidated Water Co Ltd	Goldman Sachs	(152,672)
(3,899)	Consolidated Water Co Ltd	Morgan Stanley	(1,014)
951	Constellation Brands Inc 'A'	Bank of America Merrill Lynch	3,076
1,248	Constellation Brands Inc 'A'	Barclays Bank	1,133
5,203	Constellation Brands Inc 'A'	Goldman Sachs	29,263
(5,012)	Constellation Brands Inc 'A'	HSBC	14,785
(14,061)	Constellation Energy Corp	Barclays Bank	(90,412)
(55,970)	Constellation Energy Corp	Goldman Sachs	(360,447)
(29,088)	Constellation Energy Corp	HSBC	(156,159)
(10,741)	Constellation Energy Corp	Morgan Stanley	(69,065)
28,953	Constellium SE	Barclays Bank	14,476
(22,973)	Construction Partners Inc 'A'	Barclays Bank	(26,878)
(8,293)	Construction Partners Inc 'A'	Goldman Sachs	(3,981)
(4,594)	Construction Partners Inc 'A'	HSBC	(10,520)
(5,393)	Construction Partners Inc 'A'	Morgan Stanley	(6,310)
15,516	Consumer Portfolio Services Inc	Morgan Stanley	14,895
(16,739)	Container Store Group Inc	Barclays Bank	(8,700)
(6,930)	Container Store Group Inc	Goldman Sachs	(2,495)
(2,556)	Container Store Group Inc	HSBC	(281)
10,672	Continental Resources Inc	Bank of America Merrill Lynch	117,466
3,239	Continental Resources Inc	Barclays Bank	23,969
20,949	Continental Resources Inc	Goldman Sachs	234,001
11,716	Continental Resources Inc	HSBC	183,004
15,764	Continental Resources Inc	Morgan Stanley	116,654
9,636	Contra Flexion Therape	Morgan Stanley	5,974
(55,459)	ContraFect Corp	Goldman Sachs	(14,974)
3,944	Convey Health Solutions Holdings Inc	Bank of America Merrill Lynch	3,195
8,663	Convey Health Solutions Holdings Inc	Barclays Bank	3,205
7,184	Convey Health Solutions Holdings Inc	Goldman Sachs	5,819
18,493	Convey Health Solutions Holdings Inc	HSBC	9,616
(274)	Cooper Cos Inc	Bank of America Merrill Lynch	(5,820)
(4,867)	Cooper Cos Inc	Barclays Bank	(50,763)
3,989	Cooper Cos Inc	Barclays Bank	40,898
(1,496)	Cooper Cos Inc	Goldman Sachs	(31,775)
3,420	Cooper Cos Inc	Goldman Sachs	63,953
(939)	Cooper Cos Inc	HSBC	(35,250)
328	Cooper Cos Inc	HSBC	3,559
(2,358)	Cooper Cos Inc	Morgan Stanley	(24,594)
460	Cooper Cos Inc	Morgan Stanley	4,798
17,957	Cooper-Standard Holdings Inc	Bank of America Merrill Lynch	8,440
7,255	Cooper-Standard Holdings Inc	Barclays Bank	4,280
18,976	Cooper-Standard Holdings Inc	Goldman Sachs	8,919
2,735	Cooper-Standard Holdings Inc	HSBC	(1,067)
7,290	Cooper-Standard Holdings Inc	Morgan Stanley	4,301
322	Copa Holdings SA 'A'	Bank of America Merrill Lynch	654
2,235	Copa Holdings SA 'A'	Barclays Bank	3,822
1,099	Copa Holdings SA 'A'	Goldman Sachs	2,037
3,012	Copa Holdings SA 'A'	HSBC	8,957
1,895	Copa Holdings SA 'A'	Morgan Stanley	3,240

保有高	銘柄	取引相手	未実現評価益/(損) (米ドル)
米国(続き)			
(2,484)	Copart Inc	Barclays Bank	(8,520)
(27,086)	Copart Inc	Goldman Sachs	(100,489)
(2,553)	Copart Inc	HSBC	(9,212)
(821)	Copart Inc	Morgan Stanley	(2,215)
4,465	Corcept Therapeutics Inc	Bank of America Merrill Lynch	8,796
15,361	Corcept Therapeutics Inc	Barclays Bank	14,747
13,488	Corcept Therapeutics Inc	HSBC	31,669
1,541	Corcept Therapeutics Inc	Morgan Stanley	1,658
(9,804)	Core & Main Inc 'A'	Bank of America Merrill Lynch	(28,824)
(18,494)	Core & Main Inc 'A'	Barclays Bank	(25,521)
(4,764)	Core & Main Inc 'A'	Goldman Sachs	(14,007)
(20,751)	Core & Main Inc 'A'	HSBC	(42,211)
(5,139)	Core & Main Inc 'A'	Morgan Stanley	(7,092)
(3,782)	CoreCard Corp	Bank of America Merrill Lynch	(1,778)
(11,384)	CoreCard Corp	Barclays Bank	(7,286)
(2,195)	CoreCard Corp	Morgan Stanley	(1,405)
(15,578)	CoreCivic Inc (REIT)	Barclays Bank	(9,035)
(22,351)	CoreCivic Inc (REIT)	Goldman Sachs	(37,326)
(13,672)	CorMedix Inc	Bank of America Merrill Lynch	6,973
(30,061)	CorMedix Inc	Barclays Bank	6,012
(8,405)	CorMedix Inc	HSBC	(168)
(17,086)	Cornerstone Building Brands Inc	Barclays Bank	(1,538)
(4,752)	Cornerstone Building Brands Inc	Goldman Sachs	(1,140)
(4,994)	Cornerstone Building Brands Inc	HSBC	(949)
(2,375)	Corning Inc	Bank of America Merrill Lynch	(6,113)
(59,432)	Corning Inc	Barclays Bank	(95,685)
(5,245)	Corning Inc	Goldman Sachs	(8,942)
(16,120)	Corning Inc	HSBC	6,287
13,436	Corporate Office Properties Trust (REIT)	Bank of America Merrill Lynch	17,601
94,428	Corporate Office Properties Trust (REIT)	Barclays Bank	13,220
17,538	Corporate Office Properties Trust (REIT)	Goldman Sachs	18,973
9,068	Corporate Office Properties Trust (REIT)	HSBC	14,509
(6,302)	Corsair Gaming Inc	Bank of America Merrill Lynch	(1,828)
(1,504)	Corsair Gaming Inc	Barclays Bank	(1,624)
(13,544)	Corsair Gaming Inc	HSBC	(14,628)
(5,059)	Corsair Gaming Inc	Morgan Stanley	(5,464)
40,575	Corteva Inc	Barclays Bank	99,003
27,322	Corteva Inc	Goldman Sachs	186,063
4,581	Corteva Inc	HSBC	20,753
3,584	Cortexyme Inc	Goldman Sachs	(2,580)
(942)	CorVel Corp	Bank of America Merrill Lynch	2,246
(395)	CorVel Corp	Barclays Bank	(735)
(478)	CorVel Corp	Goldman Sachs	876
(1,256)	CorVel Corp	Morgan Stanley	(2,336)
10,360	Corvus Pharmaceuticals Inc	Barclays Bank	414
24,195	Corvus Pharmaceuticals Inc	Goldman Sachs	726
4,824	Costamare Inc	Goldman Sachs	2,557
(1,568)	CoStar Group Inc	Bank of America Merrill Lynch	(6,366)
(3,833)	CoStar Group Inc	Barclays Bank	(12,304)
(26,301)	CoStar Group Inc	Goldman Sachs	(104,266)
(13,508)	CoStar Group Inc	HSBC	(59,528)
2,399	Costco Wholesale Corp	Bank of America Merrill Lynch	(80,343)
3,407	Costco Wholesale Corp	Barclays Bank	107,525
4,338	Costco Wholesale Corp	Goldman Sachs	(128,476)
1,243	Costco Wholesale Corp	HSBC	(46,973)
4,289	Costco Wholesale Corp	Morgan Stanley	135,361
(39,046)	Coterra Energy Inc	Goldman Sachs	(194,840)
(18,395)	Coterra Energy Inc	HSBC	(114,601)
2,985	Coty Inc 'A'	Bank of America Merrill Lynch	2,269
11,324	Coty Inc 'A'	Barclays Bank	8,040
(9,230)	Coty Inc 'A'	Barclays Bank	(6,553)
61,821	Coty Inc 'A'	Goldman Sachs	46,252

保有高	銘柄	取引相手	未実現純利益/(損) (米ドル)
	米国(続き)		
10,365	Coty Inc 'A'	HSBC	2,902
6,045	Coty Inc 'A'	Morgan Stanley	4,292
(11,381)	Couchbase Inc	Barclays Bank	(10,100)
(13,362)	Couchbase Inc	HSBC	7,483
1,933	Coupa Software Inc	Bank of America Merrill Lynch	2,474
6,247	Coupa Software Inc	Barclays Bank	(3,561)
6,729	Coupa Software Inc	Goldman Sachs	8,613
588	Coupa Software Inc	HSBC	365
3,895	Coupa Software Inc	Morgan Stanley	(2,220)
19,694	Coupang LLC 'A'	Bank of America Merrill Lynch	23,830
25,078	Coupang LLC 'A'	HSBC	85,067
17,347	Coupang LLC 'A'	Morgan Stanley	694
(6,907)	Coursera Inc	Bank of America Merrill Lynch	(11,051)
(2,759)	Coursera Inc	Barclays Bank	(2,869)
(15,784)	Coursera Inc	Goldman Sachs	(25,254)
(3,121)	Coursera Inc	Morgan Stanley	(3,246)
44,687	Cousins Properties Inc (REIT)	Bank of America Merrill Lynch	34,409
(20,622)	Cousins Properties Inc (REIT)	Barclays Bank	(15,844)
35,128	Cousins Properties Inc (REIT)	Barclays Bank	21,280
(22,610)	Cousins Properties Inc (REIT)	Barclays Bank	(14,244)
2,539	Cousins Properties Inc (REIT)	Goldman Sachs	1,676
(5,812)	Cousins Properties Inc (REIT)	Goldman Sachs	(4,475)
19,884	Cousins Properties Inc (REIT)	HSBC	9,442
(12,050)	Cousins Properties Inc (REIT)	HSBC	(4,941)
19,066	Cousins Properties Inc (REIT)	Morgan Stanley	11,360
(3,259)	Cousins Properties Inc (REIT)	Morgan Stanley	(2,053)
17,414	Covenant Logistics Group Inc	Barclays Bank	21,419
962	Covenant Logistics Group Inc	HSBC	87
1,419	Covetrus Inc	Bank of America Merrill Lynch	6,002
(13,462)	Covetrus Inc	Barclays Bank	(13,866)
5,338	Covetrus Inc	Goldman Sachs	22,580
(5,234)	Covetrus Inc	Goldman Sachs	(22,140)
(2,827)	Covetrus Inc	HSBC	(18,178)
9,608	Cowen Inc 'A'	Bank of America Merrill Lynch	24,596
18,802	Cowen Inc 'A'	Barclays Bank	42,116
3,303	Cowen Inc 'A'	Goldman Sachs	8,456
11,651	Cowen Inc 'A'	HSBC	25,056
4,801	Cowen Inc 'A'	Morgan Stanley	10,754
1,126	CPI Card Group Inc	Barclays Bank	2,083
1,476	CPI Card Group Inc	Goldman Sachs	1,712
1,388	CPI Card Group Inc	HSBC	3,414
1,207	CPI Card Group Inc	Morgan Stanley	2,233
(10,772)	CPS Technologies Corp	Barclays Bank	(1,939)
(1,891)	CPS Technologies Corp	Goldman Sachs	(170)
838	CRA International Inc	Bank of America Merrill Lynch	1,785
882	CRA International Inc	Barclays Bank	1,491
352	CRA International Inc	Goldman Sachs	(164)
3,069	CRA International Inc	HSBC	8,409
1,376	CRA International Inc	Morgan Stanley	2,325
(768)	Cracker Barrel Old Country Store Inc	Bank of America Merrill Lynch	(1,565)
(2,655)	Cracker Barrel Old Country Store Inc	Barclays Bank	(22,992)
(1,464)	Cracker Barrel Old Country Store Inc	Goldman Sachs	988
(8,988)	Cracker Barrel Old Country Store Inc	HSBC	34,107
(728)	Cracker Barrel Old Country Store Inc	Morgan Stanley	(6,304)
(8,185)	Crane Holdings Co	Bank of America Merrill Lynch	(31,969)
(7,949)	Crane Holdings Co	Barclays Bank	(31,080)
(10,181)	Crane Holdings Co	Goldman Sachs	86,443
(5,146)	Crane Holdings Co	HSBC	(3,242)
(6,160)	Crane Holdings Co	Morgan Stanley	(24,085)
34,659	Crawford & Co 'A'	Bank of America Merrill Lynch	18,716
102,582	Crawford & Co 'A'	Barclays Bank	71,807
35,328	Crawford & Co 'A'	Goldman Sachs	19,077

保有高	銘柄	取引相手	未実現純利益/(損) (米ドル)
	米国(続き)		
50,189	Crawford & Co 'A'	HSBC	30,615
43,377	Crawford & Co 'A'	Morgan Stanley	30,364
(1,061)	Credicorp Ltd	Bank of America Merrill Lynch	(12,106)
(5,568)	Credicorp Ltd	Barclays Bank	(29,121)
(430)	Credicorp Ltd	HSBC	(1,673)
(685)	Credit Acceptance Corp	Bank of America Merrill Lynch	9,741
(2,064)	Credit Acceptance Corp	Barclays Bank	(30,795)
7,705	Credo Technology Group Holding Ltd	Bank of America Merrill Lynch	4,777
15,055	Credo Technology Group Holding Ltd	Barclays Bank	6,323
23,305	Credo Technology Group Holding Ltd	HSBC	15,847
3,692	Credo Technology Group Holding Ltd	Morgan Stanley	1,551
(5,032)	Crescent Energy Co 'A'	Bank of America Merrill Lynch	(5,535)
(9,311)	Crescent Energy Co 'A'	Barclays Bank	(6,331)
(8,541)	Crescent Energy Co 'A'	Goldman Sachs	(9,395)
(3,017)	Crescent Energy Co 'A'	HSBC	(8,508)
4,476	Cricut Inc 'A'	Morgan Stanley	1,135
(3,195)	Crinetics Pharmaceuticals Inc	Bank of America Merrill Lynch	12,365
(15,392)	Crinetics Pharmaceuticals Inc	Barclays Bank	57,412
(1,526)	Crinetics Pharmaceuticals Inc	Goldman Sachs	5,906
(2,614)	Crinetics Pharmaceuticals Inc	HSBC	209
(2,991)	Crinetics Pharmaceuticals Inc	Morgan Stanley	11,156
7,685	Crocs Inc	Bank of America Merrill Lynch	(10,529)
(1,822)	Crocs Inc	Barclays Bank	(2,933)
13,518	Crocs Inc	Barclays Bank	24,922
(3,174)	Crocs Inc	Goldman Sachs	4,348
666	Crocs Inc	Goldman Sachs	(446)
7,820	Crocs Inc	HSBC	12,761
1,299	Crocs Inc	Morgan Stanley	2,091
4,137	Cross Country Healthcare Inc	Bank of America Merrill Lynch	3,392
1,909	Cross Country Healthcare Inc	Barclays Bank	(420)
9,083	Cross Country Healthcare Inc	Goldman Sachs	7,448
5,753	Cross Country Healthcare Inc	HSBC	633
8,701	Cross Country Healthcare Inc	Morgan Stanley	(1,914)
(1,358)	CrossFirst Bankshares Inc	Barclays Bank	(299)
(60,265)	CrossFirst Bankshares Inc	Goldman Sachs	(35,556)
(137)	CrossFirst Bankshares Inc	HSBC	(74)
(33,476)	CrossFirst Bankshares Inc	Morgan Stanley	(7,365)
(2,057)	Crowdstrike Holdings Inc 'A'	Barclays Bank	(35,113)
(5,133)	Crowdstrike Holdings Inc 'A'	Goldman Sachs	(104,014)
(2,728)	Crowdstrike Holdings Inc 'A'	HSBC	(60,970)
(2,011)	Crowdstrike Holdings Inc 'A'	Morgan Stanley	(39,795)
(2,156)	Crown Castle International Corp (REIT)	Bank of America Merrill Lynch	(31,003)
8,708	Crown Castle International Corp (REIT)	Barclays Bank	42,321
10,439	Crown Castle International Corp (REIT)	Goldman Sachs	150,073
7,422	Crown Castle International Corp (REIT)	HSBC	115,775
1,585	Crown Castle International Corp (REIT)	Morgan Stanley	7,703
(2,512)	Crown Holdings Inc	Bank of America Merrill Lynch	(9,274)
(7,844)	Crown Holdings Inc	Barclays Bank	(26,278)
(13,050)	Crown Holdings Inc	Goldman Sachs	(1,224)
(5,016)	Crown Holdings Inc	HSBC	(19,327)
(3,034)	Crown Holdings Inc	Morgan Stanley	(10,164)
(838)	CryoPort Inc	Bank of America Merrill Lynch	(1,852)
(4,699)	CryoPort Inc	Barclays Bank	(11,748)
(9,374)	CryoPort Inc	Goldman Sachs	(20,717)
(9,896)	CryoPort Inc	HSBC	(40,651)
(5,312)	CS Disco Inc	Bank of America Merrill Lynch	(5,526)
(3,774)	CS Disco Inc	Barclays Bank	(4,000)
(1,138)	CS Disco Inc	Goldman Sachs	(1,297)
(5,069)	CS Disco Inc	HSBC	(4,359)
(809)	CS Disco Inc	Morgan Stanley	(858)
27,613	CSG Systems International Inc	Barclays Bank	42,524
5,334	CSG Systems International Inc	Goldman Sachs	13,922

保有高	銘柄	取引相手	未実現純利益/損 (米ドル)
米国(続き)			
26,093	CSG Systems International Inc	Morgan Stanley	40,183
(6,279)	CSW Industrials Inc	Barclays Bank	(3,642)
(2,055)	CSW Industrials Inc	Goldman Sachs	(863)
(6,266)	CSW Industrials Inc	Morgan Stanley	(3,634)
10,283	CSX Corp	Bank of America Merrill Lynch	(6,677)
(4,613)	CSX Corp	Bank of America Merrill Lynch	6,550
9,369	CSX Corp	Barclays Bank	(53)
(7,967)	CSX Corp	Barclays Bank	(4,860)
19,727	CSX Corp	Goldman Sachs	(16,921)
(8,927)	CSX Corp	Goldman Sachs	12,676
(34,860)	CSX Corp	HSBC	63,169
6,573	CSX Corp	Morgan Stanley	620
(31,920)	CTI BioPharma Corp	Goldman Sachs	(32,878)
(5,778)	CTI BioPharma Corp	Morgan Stanley	(2,485)
6,520	CTO Newco Inc (REIT)	Bank of America Merrill Lynch	10,367
3,212	CTO Newco Inc (REIT)	Barclays Bank	10,118
9,396	CTO Newco Inc (REIT)	Goldman Sachs	14,940
6,832	CTO Newco Inc (REIT)	HSBC	38,737
9,414	CTO Newco Inc (REIT)	Morgan Stanley	29,654
(11,308)	CTS Corp	Barclays Bank	(28,948)
(19,478)	CTS Corp	Goldman Sachs	(62,914)
(8,364)	CTS Corp	HSBC	(34,460)
(4,385)	CTS Corp	Morgan Stanley	(11,226)
83,489	CubeSmart (REIT)	Goldman Sachs	172,822
21,834	CubeSmart (REIT)	HSBC	71,179
12,509	CubeSmart (REIT)	Morgan Stanley	30,147
7,085	Cue Biopharma Inc	Barclays Bank	1,913
14,598	Cue Biopharma Inc	Goldman Sachs	3,212
2,945	Cue Biopharma Inc	HSBC	(501)
10,487	Cue Biopharma Inc	Morgan Stanley	2,831
5,884	Cue Health Inc	Barclays Bank	(530)
(991)	Cullen/Frost Bankers Inc	Bank of America Merrill Lynch	(1,867)
(10,710)	Cullen/Frost Bankers Inc	Barclays Bank	(37,378)
(10,316)	Cullen/Frost Bankers Inc	Goldman Sachs	(19,910)
(13,471)	Cullen/Frost Bankers Inc	HSBC	28,196
(11,884)	Cullen/Frost Bankers Inc	Morgan Stanley	(41,475)
4,995	Cullinan Oncology Inc	Barclays Bank	849
4,852	Cullinan Oncology Inc	Goldman Sachs	2,055
6,187	Cullinan Oncology Inc	HSBC	10,250
3,960	Cullinan Oncology Inc	Morgan Stanley	673
9,874	Culp Inc	Barclays Bank	2,172
11,998	Culp Inc	Goldman Sachs	(3,119)
16,166	Culp Inc	HSBC	(7,598)
6,426	Culp Inc	Morgan Stanley	1,414
3,430	Cummins Inc	Bank of America Merrill Lynch	15,401
(1,388)	Cummins Inc	Bank of America Merrill Lynch	(15,320)
13,183	Cummins Inc	Barclays Bank	111,265
8,949	Cummins Inc	Goldman Sachs	40,181
(2,683)	Cummins Inc	Goldman Sachs	(27,197)
(598)	Cummins Inc	HSBC	(2,931)
(746)	Cummins Inc	Morgan Stanley	(6,296)
15,269	Cumulus Media Inc 'A'	Barclays Bank	(13,895)
14,767	Cumulus Media Inc 'A'	HSBC	(50,208)
2,131	CureVac NV	Bank of America Merrill Lynch	7,480
7,929	CureVac NV	Barclays Bank	(1,031)
1,953	CureVac NV	Goldman Sachs	2,868
2,941	CureVac NV	HSBC	6,126
3,359	CureVac NV	Morgan Stanley	1,119
6,616	CuriosityStream Inc	Bank of America Merrill Lynch	(1,125)
5,396	CuriosityStream Inc	Barclays Bank	(270)
5,946	CuriosityStream Inc	Goldman Sachs	(1,011)
3,116	CuriosityStream Inc	HSBC	(1,059)

保有高	銘柄	取引相手	未実現純利益/損 (米ドル)
米国(続き)			
(21,005)	Curis Inc	Barclays Bank	1,218
(3,022)	Curis Inc	Goldman Sachs	449
(4,618)	Curis Inc	HSBC	652
2,712	Curo Group Holdings Corp	Bank of America Merrill Lynch	380
4,339	Curo Group Holdings Corp	Barclays Bank	(87)
3,789	Curo Group Holdings Corp	HSBC	38
3,670	Curo Group Holdings Corp	Morgan Stanley	(73)
6,108	Curtiss-Wright Corp	Barclays Bank	14,720
17,296	Curtiss-Wright Corp	Goldman Sachs	94,090
48,000	Cushman & Wakefield Plc	Barclays Bank	29,760
15,504	Cushman & Wakefield Plc	Goldman Sachs	5,736
7,848	Custom Truck One Source Inc	Morgan Stanley	471
(3,676)	Customers Bancorp Inc	Barclays Bank	(7,977)
(13,182)	Customers Bancorp Inc	Goldman Sachs	(26,628)
1,814	Cutera Inc	HSBC	(7,836)
(94,900)	CVB Financial Corp	Barclays Bank	(42,705)
(43,118)	CVB Financial Corp	Goldman Sachs	(46,999)
(103,614)	CVB Financial Corp	HSBC	(92,216)
229	CVR Energy Inc	Bank of America Merrill Lynch	595
5,965	CVR Energy Inc	Barclays Bank	18,372
913	CVR Energy Inc	Goldman Sachs	2,792
1,424	CVR Energy Inc	HSBC	4,295
9,116	CVS Health Corp	Barclays Bank	15,059
22,090	CVS Health Corp	Goldman Sachs	(23,983)
926	CVS Health Corp	HSBC	(1,500)
10,563	CVS Health Corp	Morgan Stanley	17,640
(2,141)	CyberOptics Corp	Barclays Bank	(4,025)
(5,977)	CyberOptics Corp	Morgan Stanley	(11,237)
(11,088)	Cycleron Therapeutics Inc	HSBC	(276)
(28,686)	Cycleron Therapeutics Inc	Morgan Stanley	(625)
37,047	Cymabay Therapeutics Inc	Bank of America Merrill Lynch	7,595
7,092	Cymabay Therapeutics Inc	Barclays Bank	106
51,159	Cymabay Therapeutics Inc	Goldman Sachs	10,488
13,324	Cymabay Therapeutics Inc	Morgan Stanley	200
11,920	Cytek Biosciences Inc	Barclays Bank	(3,576)
2,776	Cytek Biosciences Inc	Morgan Stanley	(833)
(13,710)	Cytokinetics Inc	Barclays Bank	(9,323)
(2,602)	Cytokinetics Inc	HSBC	(14,467)
(30,111)	CyтомX Therapeutics Inc	Goldman Sachs	3,613
(5,451)	CytoSorbents Corp	Bank of America Merrill Lynch	709
(46,950)	CytoSorbents Corp	Barclays Bank	-
(14,430)	CytoSorbents Corp	Goldman Sachs	1,876
(3,901)	CytoSorbents Corp	Morgan Stanley	-
(27,058)	Cyxtera Technologies Inc	HSBC	(95,244)
(140)	Daily Journal Corp	Bank of America Merrill Lynch	(4,472)
(259)	Daily Journal Corp	Barclays Bank	(2,691)
22,600	Daktronics Inc	Bank of America Merrill Lynch	1,664
123,670	Daktronics Inc	Barclays Bank	27,207
77,280	Daktronics Inc	Goldman Sachs	14,683
64,783	Daktronics Inc	HSBC	9,717
47,595	Daktronics Inc	Morgan Stanley	10,471
(1,733)	Dana Inc	Barclays Bank	(1,924)
(48,545)	Dana Inc	Goldman Sachs	(66,432)
(14,386)	Dana Inc	HSBC	(18,392)
(13,905)	Dana Inc	Morgan Stanley	(15,435)
5,402	Danaher Corp	Bank of America Merrill Lynch	72,560
5,676	Danaher Corp	Barclays Bank	50,824
2,650	Danaher Corp	Goldman Sachs	38,714
843	Danaher Corp	HSBC	16,082
6,342	Danaher Corp	Morgan Stanley	56,254
(14,588)	Danimer Scientific Inc	Barclays Bank	(656)
209	Darden Restaurants Inc	Bank of America Merrill Lynch	(401)

保有高	銘柄	取引相手	未実現純利益/(損) (米ドル)
	米国(続々)		
3,050	Darden Restaurants Inc	Barclays Bank	24,552
(6,167)	Darden Restaurants Inc	Barclays Bank	(49,644)
2,959	Darden Restaurants Inc	Goldman Sachs	(2,531)
8,252	Darden Restaurants Inc	HSBC	881
2,813	Darden Restaurants Inc	Morgan Stanley	18,176
(427)	Darden Restaurants Inc	Morgan Stanley	(3,437)
(14,940)	DarioHealth Corp	Bank of America Merrill Lynch	(2,092)
(9,003)	DarioHealth Corp	Barclays Bank	(1,260)
(2,964)	Darling Ingredients Inc	Barclays Bank	(8,507)
(13,353)	Darling Ingredients Inc	Goldman Sachs	(74,643)
(11,319)	Darling Ingredients Inc	HSBC	(106,399)
1,597	DASAN Zhone Solutions Inc	Bank of America Merrill Lynch	3,504
6,239	DASAN Zhone Solutions Inc	Barclays Bank	16,533
9,687	DASAN Zhone Solutions Inc	Goldman Sachs	33,614
1,781	DASAN Zhone Solutions Inc	HSBC	8,638
2,278	DASAN Zhone Solutions Inc	Morgan Stanley	6,037
(17,390)	Daseke Inc	Bank of America Merrill Lynch	2,087
(4,710)	Daseke Inc	Barclays Bank	(1,743)
(28,294)	Daseke Inc	Goldman Sachs	3,395
(5,048)	Datadog Inc 'A'	Barclays Bank	(14,033)
(7,323)	Datadog Inc 'A'	Goldman Sachs	3,515
(1,049)	Datadog Inc 'A'	HSBC	860
(5,823)	Datadog Inc 'A'	Morgan Stanley	(16,188)
2,241	Datto Holding Corp	HSBC	2,656
12,377	Dave & Buster's Entertainment Inc	Barclays Bank	36,512
2,825	Dave & Buster's Entertainment Inc	Goldman Sachs	876
(13,028)	DaVita Inc	Barclays Bank	(35,176)
(1,217)	DaVita Inc	Goldman Sachs	3,590
2,805	Day One Biopharmaceuticals Inc	Bank of America Merrill Lynch	(5,891)
1,792	Day One Biopharmaceuticals Inc	Barclays Bank	(2,634)
4,953	Day One Biopharmaceuticals Inc	Goldman Sachs	(10,401)
1,589	Day One Biopharmaceuticals Inc	HSBC	(3,162)
5,163	Day One Biopharmaceuticals Inc	Morgan Stanley	(7,590)
1,440	Decibel Therapeutics Inc	HSBC	706
37,289	Deciphera Pharmaceuticals Inc	Barclays Bank	(15,288)
22,094	Deciphera Pharmaceuticals Inc	Goldman Sachs	15,466
7,915	Deciphera Pharmaceuticals Inc	Morgan Stanley	(3,245)
(220)	Deckers Outdoor Corp	Bank of America Merrill Lynch	(6,041)
(2,323)	Deckers Outdoor Corp	Barclays Bank	(42,581)
(1,300)	Deckers Outdoor Corp	Goldman Sachs	(35,698)
(1,465)	Deckers Outdoor Corp	HSBC	(43,159)
(809)	Deckers Outdoor Corp	Morgan Stanley	(14,829)
676	Deere & Co	Bank of America Merrill Lynch	1,750
(1,447)	Deere & Co	Barclays Bank	(34,439)
1,737	Deere & Co	Barclays Bank	41,341
(3,591)	Deere & Co	Goldman Sachs	54,906
(3,893)	Definitive Healthcare Corp	Bank of America Merrill Lynch	(9,110)
(6,086)	Definitive Healthcare Corp	HSBC	(11,717)
(4,617)	Definitive Healthcare Corp	Morgan Stanley	(6,476)
8,546	Delek US Holdings Inc	Barclays Bank	13,246
7,388	Delek US Holdings Inc	Goldman Sachs	11,747
1,275	Delek US Holdings Inc	HSBC	5,112
(3,030)	Dell Technologies Inc 'C'	Bank of America Merrill Lynch	(11,302)
41,319	Dell Technologies Inc 'C'	Barclays Bank	311,545
(8,882)	Dell Technologies Inc 'C'	Barclays Bank	(66,970)
17,362	Dell Technologies Inc 'C'	Goldman Sachs	64,760
(20,870)	Delta Air Lines Inc	Bank of America Merrill Lynch	(62,088)
(15,399)	Delta Air Lines Inc	Barclays Bank	(25,023)
15,461	Delta Air Lines Inc	Barclays Bank	25,124
(36,039)	Delta Air Lines Inc	Goldman Sachs	(80,145)
32,258	Delta Air Lines Inc	Goldman Sachs	67,522
(4,494)	Delta Air Lines Inc	HSBC	(7,942)

保有高	銘柄	取引相手	未実現純利益/(損) (米ドル)
	米国(続々)		
5,459	Delta Air Lines Inc	HSBC	15,804
(7,914)	Delta Apparel Inc	Barclays Bank	4,828
(1,823)	Delta Apparel Inc	Goldman Sachs	2,935
(4,000)	Delta Apparel Inc	HSBC	2,040
(8,580)	Delta Apparel Inc	Morgan Stanley	5,234
(3,641)	Deluxe Corp	Bank of America Merrill Lynch	2,075
(13,139)	Deluxe Corp	Barclays Bank	(1,577)
(7,803)	Deluxe Corp	Goldman Sachs	4,448
(14,352)	Deluxe Corp	HSBC	36,311
1,176	Denali Therapeutics Inc	Bank of America Merrill Lynch	1,376
14,586	Denali Therapeutics Inc	Barclays Bank	583
1,261	Denali Therapeutics Inc	Goldman Sachs	1,475
3,706	Denali Therapeutics Inc	HSBC	6,078
8,163	Denali Therapeutics Inc	Morgan Stanley	327
(1,327)	Denbury Inc	Barclays Bank	(4,990)
(4,364)	Denbury Inc	Goldman Sachs	(38,927)
(2,546)	Denbury Inc	HSBC	(27,624)
(18,639)	Denny's Corp	Barclays Bank	(12,115)
(41,121)	Denny's Corp	Goldman Sachs	(18,093)
(29,426)	Denny's Corp	HSBC	(5,591)
1,085	DENTSPLY SIRONA Inc	Bank of America Merrill Lynch	1,302
24,255	DENTSPLY SIRONA Inc	Barclays Bank	23,285
13,080	DENTSPLY SIRONA Inc	Goldman Sachs	15,696
14,923	DENTSPLY SIRONA Inc	HSBC	5,843
(12,091)	DermTech Inc	Bank of America Merrill Lynch	2,660
(13,779)	DermTech Inc	Barclays Bank	(12,677)
(7,451)	DermTech Inc	HSBC	(3,055)
2,416	Design Therapeutics Inc	Barclays Bank	(918)
713	Design Therapeutics Inc	Morgan Stanley	(271)
3,407	Designer Brands Inc 'A'	Bank of America Merrill Lynch	5,655
3,607	Designer Brands Inc 'A'	Barclays Bank	6,781
10,242	Designer Brands Inc 'A'	Goldman Sachs	15,875
15,349	Designer Brands Inc 'A'	HSBC	32,386
(10,603)	Desktop Metal Inc 'A'	Barclays Bank	(265)
(41,390)	Desktop Metal Inc 'A'	Morgan Stanley	(1,035)
(4,298)	Destination XL Group Inc	Bank of America Merrill Lynch	(559)
(19,846)	Destination XL Group Inc	Barclays Bank	(7,938)
(32,091)	Destination XL Group Inc	Goldman Sachs	(4,172)
(9,340)	Devon Energy Corp	Bank of America Merrill Lynch	(63,512)
16,316	Devon Energy Corp	Barclays Bank	109,807
(6,043)	Devon Energy Corp	HSBC	(43,200)
(731)	Dexcom Inc	Barclays Bank	4,934
(1,316)	Dexcom Inc	Goldman Sachs	9,778
(1,376)	Dexcom Inc	HSBC	9,718
(1,762)	Dexcom Inc	Morgan Stanley	11,893
(19,756)	DHI Group Inc	Barclays Bank	593
(6,990)	DHI Group Inc	Goldman Sachs	489
(26,141)	DHT Holdings Inc	Barclays Bank	(5,490)
(34,355)	DHT Holdings Inc	Goldman Sachs	(12,024)
(37,392)	DHT Holdings Inc	HSBC	(40,009)
(1,911)	Diamond Hill Investment Group Inc	Bank of America Merrill Lynch	(11,218)
(2,354)	Diamond Hill Investment Group Inc	Barclays Bank	(15,277)
20,061	Diamond Offshore Drilling Inc	Bank of America Merrill Lynch	20,863
41,008	Diamond Offshore Drilling Inc	Barclays Bank	36,497
29,841	Diamond Offshore Drilling Inc	Goldman Sachs	31,035
77,124	Diamond Offshore Drilling Inc	HSBC	95,634
6,227	Diamond Offshore Drilling Inc	Morgan Stanley	5,542
2,497	Diamondback Energy Inc	Bank of America Merrill Lynch	66,370
(405)	Diamondback Energy Inc	Bank of America Merrill Lynch	(10,765)
1,974	Diamondback Energy Inc	Barclays Bank	42,974
(1,117)	Diamondback Energy Inc	Barclays Bank	(24,317)
5,574	Diamondback Energy Inc	Goldman Sachs	148,157

保有高	銘柄	取引相手	未実現純利益/(損) (米ドル)
	米国(続き)		
(1,054)	Diamondback Energy Inc	Goldman Sachs	(28,015)
2,578	Diamondback Energy Inc	HSBC	72,259
(3,751)	Diamondback Energy Inc	HSBC	(111,737)
4,106	Diamondback Energy Inc	Morgan Stanley	89,388
18,961	DiamondRock Hospitality Co (REIT)	Bank of America Merrill Lynch	6,636
21,814	DiamondRock Hospitality Co (REIT)	Goldman Sachs	7,635
49,148	DiamondRock Hospitality Co (REIT)	HSBC	25,021
9,175	DiamondRock Hospitality Co (REIT)	Morgan Stanley	6,606
1,421	DICE Therapeutics Inc	Bank of America Merrill Lynch	(1,444)
2,017	DICE Therapeutics Inc	Goldman Sachs	(4,054)
677	DICE Therapeutics Inc	HSBC	(1,489)
1,027	DICE Therapeutics Inc	Morgan Stanley	(2,321)
4,062	Dick's Sporting Goods Inc	Bank of America Merrill Lynch	(37,045)
3,587	Dick's Sporting Goods Inc	Barclays Bank	21,557
4,693	Dick's Sporting Goods Inc	Goldman Sachs	(42,800)
7,619	Dick's Sporting Goods Inc	HSBC	(62,090)
2,380	Dick's Sporting Goods Inc	Morgan Stanley	14,304
(3,901)	Diebold Nixdorf Inc	Barclays Bank	(390)
(33,648)	Diebold Nixdorf Inc	Goldman Sachs	2,692
(24,290)	Diebold Nixdorf Inc	HSBC	16,517
(7,513)	Digi International Inc	Bank of America Merrill Lynch	(3,982)
(1,817)	Digi International Inc	Barclays Bank	836
(26,141)	Digi International Inc	Goldman Sachs	(13,855)
(11,508)	Digi International Inc	HSBC	(26,583)
(1,095)	Digi International Inc	Morgan Stanley	504
(780)	Digimarc Corp	Bank of America Merrill Lynch	796
(7,136)	Digimarc Corp	Barclays Bank	(357)
(12,409)	Digimarc Corp	Goldman Sachs	12,657
(1,606)	Digital Landscape Group Inc	Bank of America Merrill Lynch	(337)
(22,849)	Digital Landscape Group Inc	Barclays Bank	15,080
(23,109)	Digital Landscape Group Inc	Goldman Sachs	(4,853)
7,862	Digital Media Solutions Inc 'A'	Barclays Bank	1,179
8,878	Digital Media Solutions Inc 'A'	Goldman Sachs	2,308
(145)	Digital Realty Trust Inc (REIT)	Bank of America Merrill Lynch	(1,483)
(1,778)	Digital Realty Trust Inc (REIT)	Barclays Bank	(9,103)
(820)	Digital Realty Trust Inc (REIT)	Goldman Sachs	(8,389)
(3,198)	Digital Realty Trust Inc (REIT)	HSBC	(16,821)
(5,547)	Digital Realty Trust Inc (REIT)	Morgan Stanley	(28,401)
10,392	Digital Turbine Inc	Barclays Bank	4,677
(3,558)	Digital Turbine Inc	Goldman Sachs	(783)
3,182	Digital Turbine Inc	HSBC	4,076
1,927	Digital Turbine Inc	Morgan Stanley	867
(8,665)	DigitalBridge Group Inc (REIT)	Bank of America Merrill Lynch	(1,217)
(29,311)	DigitalBridge Group Inc (REIT)	Barclays Bank	(3,224)
(17,940)	DigitalBridge Group Inc (REIT)	Goldman Sachs	(4,308)
(62,579)	DigitalBridge Group Inc (REIT)	HSBC	(19,341)
(230)	DigitalOcean Holdings Inc	Bank of America Merrill Lynch	(1,597)
1,784	DigitalOcean Holdings Inc	Barclays Bank	11,846
(266)	DigitalOcean Holdings Inc	Barclays Bank	(1,766)
(13,119)	DigitalOcean Holdings Inc	Goldman Sachs	(148,874)
(6,370)	DigitalOcean Holdings Inc	HSBC	(103,449)
(5,880)	DigitalOcean Holdings Inc	Morgan Stanley	(39,043)
(1,049)	Dillard's Inc 'A'	Barclays Bank	(51,254)
252	Dillard's Inc 'A'	Barclays Bank	12,313
(374)	Dillard's Inc 'A'	Goldman Sachs	10,375
1,047	Dillard's Inc 'A'	Goldman Sachs	(29,044)
(1,633)	Dillard's Inc 'A'	HSBC	(17,800)
(6,715)	Dime Community Bancshares Inc	Bank of America Merrill Lynch	(13,430)
(22,769)	Dime Community Bancshares Inc	Barclays Bank	(37,797)
(26,858)	Dime Community Bancshares Inc	Goldman Sachs	(53,716)
(17,675)	Dime Community Bancshares Inc	HSBC	11,312
(23,038)	Dime Community Bancshares Inc	Morgan Stanley	(38,243)

保有高	銘柄	取引相手	未実現純利益/(損) (米ドル)
	米国(続き)		
(3,667)	Dine Brands Global Inc	Bank of America Merrill Lynch	(17,358)
(1,741)	Dine Brands Global Inc	Barclays Bank	(10,742)
(7,704)	Dine Brands Global Inc	Goldman Sachs	(37,210)
(8,075)	Dine Brands Global Inc	HSBC	(46,512)
(2,234)	Dine Brands Global Inc	Morgan Stanley	(13,784)
(3,637)	Diodes Inc	Bank of America Merrill Lynch	(6,838)
(3,624)	Diodes Inc	Barclays Bank	(8,661)
(5,556)	Diodes Inc	Goldman Sachs	(9,710)
(5,134)	Diodes Inc	HSBC	(11,923)
(815)	Diodes Inc	Morgan Stanley	(1,948)
8,932	Discover Financial Services	Bank of America Merrill Lynch	81,996
5,010	Discover Financial Services	Barclays Bank	20,391
1,158	Discover Financial Services	Goldman Sachs	10,630
3,386	Discover Financial Services	HSBC	15,748
11,511	Discover Financial Services	Morgan Stanley	46,850
6,613	DISH Network Corp 'A'	Bank of America Merrill Lynch	10,966
(20,280)	DISH Network Corp 'A'	Barclays Bank	(38,938)
20,308	DISH Network Corp 'A'	Barclays Bank	38,991
(3,045)	DISH Network Corp 'A'	HSBC	(3,898)
5,220	DISH Network Corp 'A'	Morgan Stanley	10,022
(10,381)	Distribution Solutions Group Inc	Barclays Bank	3,633
(5,308)	Distribution Solutions Group Inc	Goldman Sachs	4,140
(3,343)	Distribution Solutions Group Inc	HSBC	29,084
(2,877)	Distribution Solutions Group Inc	Morgan Stanley	1,007
(2,166)	Diversey Holdings Ltd	Barclays Bank	(1,191)
(8,267)	Diversey Holdings Ltd	HSBC	(18,849)
(21,214)	Diversified Healthcare Trust (REIT)	Bank of America Merrill Lynch	(1,697)
(44,639)	Diversified Healthcare Trust (REIT)	Barclays Bank	(6,696)
(84,355)	Diversified Healthcare Trust (REIT)	Goldman Sachs	(6,748)
(55,134)	Diversified Healthcare Trust (REIT)	HSBC	(9,373)
(14,390)	Diversified Healthcare Trust (REIT)	Morgan Stanley	(2,159)
(3,492)	DLH Holdings Corp	Goldman Sachs	(349)
(1,085)	DMC Global Inc	Bank of America Merrill Lynch	(5,848)
(3,084)	DMC Global Inc	Barclays Bank	(7,155)
(9,302)	DMC Global Inc	Goldman Sachs	(50,138)
(6,054)	DMC Global Inc	HSBC	(30,149)
(1,581)	DMC Global Inc	Morgan Stanley	(3,668)
12,789	DocGo Inc	Barclays Bank	12,150
6,274	DocGo Inc	HSBC	6,149
2,403	DocGo Inc	Morgan Stanley	2,283
(2,298)	DocuSign Inc	Bank of America Merrill Lynch	(18,039)
(3,536)	DocuSign Inc	Barclays Bank	(20,261)
(3,687)	DocuSign Inc	Goldman Sachs	(34,958)
(1,734)	DocuSign Inc	HSBC	(24,605)
(4,323)	DocuSign Inc	Morgan Stanley	(25,504)
(8,242)	Dolby Laboratories Inc 'A'	Bank of America Merrill Lynch	(20,339)
(11,669)	Dolby Laboratories Inc 'A'	Barclays Bank	(25,788)
7,333	Dolby Laboratories Inc 'A'	Barclays Bank	16,206
(6,337)	Dolby Laboratories Inc 'A'	Goldman Sachs	(15,808)
(554)	Dolby Laboratories Inc 'A'	HSBC	(915)
(10,875)	Dolby Laboratories Inc 'A'	Morgan Stanley	(24,034)
278	Dollar General Corp	Bank of America Merrill Lynch	5,650
(3,362)	Dollar General Corp	Barclays Bank	(91,850)
4,083	Dollar General Corp	Goldman Sachs	(32,959)
(1,275)	Dollar General Corp	Morgan Stanley	(34,833)
3,656	Dollar General Corp	Morgan Stanley	99,882
(9,973)	Dollar Tree Inc	Barclays Bank	(330,106)
(360)	Dollar Tree Inc	Goldman Sachs	(590)
(1,249)	Dollar Tree Inc	Morgan Stanley	(36,585)
13,272	Doma Holdings Inc	Goldman Sachs	2,522
13,822	Doma Holdings Inc	HSBC	5,529
3,173	Doma Holdings Inc	Morgan Stanley	412

保有高	銘柄	取引相手	未実現純利益/(損) (米ドル)
米国(続き)			
(3,445)	Dominion Energy Inc	Bank of America Merrill Lynch	(2,101)
(27,080)	Dominion Energy Inc	Barclays Bank	(33,308)
(9,937)	Dominion Energy Inc	Goldman Sachs	(3,715)
(62,275)	Dominion Energy Inc	Morgan Stanley	(76,599)
(1,632)	Domino's Pizza Inc	Bank of America Merrill Lynch	(51,344)
1,525	Domino's Pizza Inc	Barclays Bank	29,707
(1,915)	Domino's Pizza Inc	Barclays Bank	(37,304)
965	Domino's Pizza Inc	Goldman Sachs	25,129
(1,854)	Domino's Pizza Inc	Goldman Sachs	(47,721)
2,685	Domino's Pizza Inc	HSBC	77,570
(395)	Domino's Pizza Inc	HSBC	(11,412)
4,271	Domo Inc 'B'	Bank of America Merrill Lynch	1,666
2,244	Domo Inc 'B'	Barclays Bank	4,959
3,108	Domo Inc 'B'	Goldman Sachs	2,311
373	Domo Inc 'B'	Morgan Stanley	824
8,944	Donaldson Co Inc	Bank of America Merrill Lynch	16,189
52,971	Donaldson Co Inc	Barclays Bank	84,754
45,141	Donaldson Co Inc	Goldman Sachs	81,705
30,431	Donaldson Co Inc	HSBC	41,925
17,236	Donaldson Co Inc	Morgan Stanley	26,823
36,445	Donegal Group Inc 'A'	Bank of America Merrill Lynch	16,765
35,388	Donegal Group Inc 'A'	Barclays Bank	6,724
7,654	Donegal Group Inc 'A'	Goldman Sachs	3,521
19,217	Donegal Group Inc 'A'	HSBC	23,253
24,588	Donegal Group Inc 'A'	Morgan Stanley	4,672
1,450	Donnelley Financial Solutions Inc	Bank of America Merrill Lynch	4,089
4,386	Donnelley Financial Solutions Inc	Barclays Bank	6,798
5,784	Donnelley Financial Solutions Inc	Goldman Sachs	16,311
4,992	Donnelley Financial Solutions Inc	HSBC	25,995
1,538	Donnelley Financial Solutions Inc	Morgan Stanley	2,384
(594)	DoorDash Inc 'A'	Barclays Bank	(6,029)
(2,232)	DoorDash Inc 'A'	Goldman Sachs	(27,163)
(5,523)	DoorDash Inc 'A'	HSBC	(69,723)
(10,042)	DoorDash Inc 'A'	Morgan Stanley	(101,926)
(34,185)	Dorian LPG Ltd	Barclays Bank	(35,552)
(18,820)	Dorian LPG Ltd	Goldman Sachs	(18,632)
2,378	Dorman Products Inc	Barclays Bank	8,466
6,026	Dorman Products Inc	Goldman Sachs	1,145
3,139	Dorman Products Inc	HSBC	6,278
(1,126)	DoubleVerify Holdings Inc	Bank of America Merrill Lynch	(1,554)
1,351	DoubleVerify Holdings Inc	Bank of America Merrill Lynch	1,864
(18,629)	DoubleVerify Holdings Inc	Goldman Sachs	(25,708)
(4,991)	DoubleVerify Holdings Inc	HSBC	(14,873)
2,748	DoubleVerify Holdings Inc	HSBC	8,189
(1,715)	DoubleVerify Holdings Inc	Morgan Stanley	1,166
4,328	DoubleVerify Holdings Inc	Morgan Stanley	(2,943)
5,048	Douglas Dynamics Inc	Bank of America Merrill Lynch	6,260
14,180	Douglas Dynamics Inc	Barclays Bank	11,202
10,776	Douglas Dynamics Inc	Goldman Sachs	13,964
12,953	Douglas Dynamics Inc	HSBC	9,235
2,738	Douglas Dynamics Inc	Morgan Stanley	2,163
(8,580)	Douglas Elliman Inc	Bank of America Merrill Lynch	343
(20,802)	Douglas Elliman Inc	Barclays Bank	(1,248)
(29,002)	Douglas Elliman Inc	Goldman Sachs	(1,600)
(9,088)	Douglas Elliman Inc	HSBC	1,454
(3,430)	Douglas Elliman Inc	Morgan Stanley	(206)
45,497	Douglas Emmett Inc (REIT)	Bank of America Merrill Lynch	23,316
15,915	Douglas Emmett Inc (REIT)	Barclays Bank	3,625
34,852	Douglas Emmett Inc (REIT)	Goldman Sachs	18,853
38,899	Douglas Emmett Inc (REIT)	HSBC	15,204
19,275	Douglas Emmett Inc (REIT)	Morgan Stanley	5,124
(4,689)	Dova Pharmaceuticals Inc	HSBC	-

保有高	銘柄	取引相手	未実現純利益/(損) (米ドル)
米国(続き)			
(13,883)	Dover Corp	Bank of America Merrill Lynch	9,440
(9,865)	Dover Corp	Barclays Bank	(18,645)
(5,783)	Dover Corp	Goldman Sachs	670
(8,307)	Dover Corp	HSBC	10,743
(8,330)	Dover Corp	Morgan Stanley	(15,744)
(6,309)	Dow Inc	Bank of America Merrill Lynch	(3,344)
(45,003)	Dow Inc	Barclays Bank	(45,903)
(34,908)	Dow Inc	Goldman Sachs	(18,501)
(1,084)	Dow Inc	HSBC	(2,163)
(27,150)	Dow Inc	Morgan Stanley	(27,693)
(4,510)	Doximity Inc 'A'	Barclays Bank	(11,952)
(5,972)	Doximity Inc 'A'	Goldman Sachs	(17,618)
(9,172)	Doximity Inc 'A'	HSBC	(38,469)
(4,014)	Doximity Inc 'A'	Morgan Stanley	(10,637)
(10,220)	DR Horton Inc	Barclays Bank	(62,751)
17,184	DR Horton Inc	Barclays Bank	105,510
(59,962)	DR Horton Inc	Goldman Sachs	(318,401)
6,133	DR Horton Inc	Goldman Sachs	31,953
(49,503)	DR Horton Inc	HSBC	(180,686)
(7,342)	DR Horton Inc	Morgan Stanley	(45,080)
5,810	DR Horton Inc	Morgan Stanley	29,832
3,560	DraftKings Inc 'A'	Bank of America Merrill Lynch	5,091
30,176	DraftKings Inc 'A'	Barclays Bank	(905)
22,458	DraftKings Inc 'A'	Goldman Sachs	32,115
7,409	DraftKings Inc 'A'	HSBC	(26,821)
12,068	DraftKings Inc 'A'	Morgan Stanley	(362)
2,878	Dril-Quip Inc	Bank of America Merrill Lynch	9,224
10,825	Dril-Quip Inc	Barclays Bank	28,548
4,193	Dril-Quip Inc	Goldman Sachs	14,584
769	Dril-Quip Inc	HSBC	2,153
1,028	Dril-Quip Inc	Morgan Stanley	2,724
13,174	Drive Shack Inc	Bank of America Merrill Lynch	(66)
(1,919)	Driven Brands Holdings Inc	Bank of America Merrill Lynch	(4,557)
(11,358)	Driven Brands Holdings Inc	Barclays Bank	(28,849)
(17,618)	Driven Brands Holdings Inc	Goldman Sachs	(50,564)
(3,340)	Driven Brands Holdings Inc	HSBC	(9,185)
2,339	Driven Brands Holdings Inc	HSBC	6,432
(4,703)	Driven Brands Holdings Inc	Morgan Stanley	(11,946)
2,787	Driven Brands Holdings Inc	Morgan Stanley	7,079
(6,178)	Dropbox Inc 'A'	Bank of America Merrill Lynch	(3,583)
(5,846)	Dropbox Inc 'A'	Barclays Bank	(2,397)
(96,116)	Dropbox Inc 'A'	Goldman Sachs	(55,747)
(24,174)	Dropbox Inc 'A'	HSBC	(8,944)
(32,644)	Dropbox Inc 'A'	Morgan Stanley	(13,384)
15,967	DT Midstream Inc	Barclays Bank	27,304
(6,715)	DT Midstream Inc	Barclays Bank	(11,483)
9,020	DT Midstream Inc	Goldman Sachs	21,648
(6,492)	DT Midstream Inc	Goldman Sachs	(10,951)
3,565	DT Midstream Inc	HSBC	14,723
1,663	DTE Energy Co	Bank of America Merrill Lynch	3,559
31,449	DTE Energy Co	Barclays Bank	54,092
42,211	DTE Energy Co	Goldman Sachs	94,155
50,894	DTE Energy Co	HSBC	141,412
3,398	DTE Energy Co	Morgan Stanley	5,845
1,945	Duck Creek Technologies Inc	Bank of America Merrill Lynch	3,112
12,359	Duck Creek Technologies Inc	Barclays Bank	4,449
4,409	Duck Creek Technologies Inc	Goldman Sachs	7,054
7,870	Duck Creek Technologies Inc	HSBC	21,056
4,041	Duck Creek Technologies Inc	Morgan Stanley	1,455
13,382	Duckhorn Portfolio Inc	Goldman Sachs	(3,212)
18,051	Duckhorn Portfolio Inc	HSBC	2,347
1,081	Ducommun Inc	Bank of America Merrill Lynch	(605)

保有高	銘柄	取引相手	未実現純利益/(損) (米ドル)
米国(続き)			
15,472	Ducommun Inc	Barclays Bank	24,291
11,278	Ducommun Inc	Goldman Sachs	(6,316)
4,614	Ducommun Inc	HSBC	(12,827)
943	Ducommun Inc	Morgan Stanley	1,481
(50,304)	Duke Energy Corp	Bank of America Merrill Lynch	(131,797)
(47,541)	Duke Energy Corp	Barclays Bank	(87,475)
(23,214)	Duke Energy Corp	HSBC	(53,034)
(56,262)	Duke Energy Corp	Morgan Stanley	(103,522)
(22,395)	Duke Realty Corp (REIT)	Barclays Bank	(46,806)
(22,331)	Duke Realty Corp (REIT)	Goldman Sachs	7,146
2,331	Duluth Holdings Inc 'B'	Goldman Sachs	1,166
3,244	Duluth Holdings Inc 'B'	HSBC	195
6,196	Duluth Holdings Inc 'B'	Morgan Stanley	9,046
(42,189)	Dun & Bradstreet Holdings Inc	Barclays Bank	(16,032)
(125,198)	Dun & Bradstreet Holdings Inc	Goldman Sachs	(152,742)
(11,524)	Dun & Bradstreet Holdings Inc	HSBC	(31,115)
(2,113)	Duoling Inc	Barclays Bank	(9,551)
10,735	DuPont de Nemours Inc	Barclays Bank	26,301
(14,918)	DuPont de Nemours Inc	Barclays Bank	(36,599)
(2,248)	DuPont de Nemours Inc	Goldman Sachs	(4,749)
27,499	DuPont de Nemours Inc	HSBC	98,721
(1,434)	DuPont de Nemours Inc	HSBC	(5,234)
13,132	DuPont de Nemours Inc	Morgan Stanley	32,173
(52,906)	Durect Corp	Bank of America Merrill Lynch	(3,497)
(33,312)	Durect Corp	Barclays Bank	(1,749)
(94,579)	Durect Corp	Goldman Sachs	(6,252)
1,405	DXC Technology Co	Bank of America Merrill Lynch	7,713
18,443	DXC Technology Co	Barclays Bank	93,321
6,019	DXC Technology Co	Goldman Sachs	33,044
1,014	DXC Technology Co	HSBC	7,027
2,858	DXC Technology Co	Morgan Stanley	14,461
(10,383)	DXP Enterprises Inc	Barclays Bank	(14,536)
(4,691)	DXP Enterprises Inc	Goldman Sachs	(9,757)
(4,002)	DXP Enterprises Inc	HSBC	(32,976)
72	Dyadic International Inc	Barclays Bank	9
(4,680)	Dycom Industries Inc	Barclays Bank	(55,383)
(762)	Dycom Industries Inc	Goldman Sachs	(10,455)
(3,326)	Dynatrace Inc	Bank of America Merrill Lynch	1,313
(6,573)	Dynatrace Inc	Barclays Bank	4,876
10,339	Dynatrace Inc	Goldman Sachs	37,841
6,675	Dynatrace Inc	HSBC	34,977
(7,124)	Dynatrace Inc	HSBC	(32,857)
(3,047)	Dynatrace Inc	Morgan Stanley	2,499
(5,949)	Dynavax Technologies Corp	Bank of America Merrill Lynch	(13,266)
(12,359)	Dynavax Technologies Corp	Barclays Bank	(7,910)
(6,100)	Dynavax Technologies Corp	Goldman Sachs	(13,603)
(11,469)	Dynavax Technologies Corp	HSBC	(44,500)
2,813	Dyne Therapeutics Inc	Bank of America Merrill Lynch	(2,250)
14,800	Dyne Therapeutics Inc	Barclays Bank	(6,216)
3,161	Dyne Therapeutics Inc	Goldman Sachs	(2,529)
11,005	Dyne Therapeutics Inc	HSBC	(12,216)
9,160	Dyne Therapeutics Inc	Morgan Stanley	(3,847)
(95,409)	Dynex Capital Inc (REIT)	Barclays Bank	(22,898)
(31,657)	Dynex Capital Inc (REIT)	Morgan Stanley	(7,598)
18,407	E2open Parent Holdings Inc	Bank of America Merrill Lynch	7,731
21,439	E2open Parent Holdings Inc	Barclays Bank	4,288
10,138	E2open Parent Holdings Inc	HSBC	2,535
4,154	E2open Parent Holdings Inc	Morgan Stanley	831
(30,095)	Eagle Bancorp Inc	Barclays Bank	(13,242)
(41,083)	Eagle Bancorp Inc	Goldman Sachs	(29,169)
7,335	Eagle Bancorp Montana Inc	Bank of America Merrill Lynch	3,447
9,274	Eagle Bancorp Montana Inc	Barclays Bank	1,391

保有高	銘柄	取引相手	未実現純利益/(損) (米ドル)
米国(続き)			
12,346	Eagle Bancorp Montana Inc	Goldman Sachs	5,803
6,341	Eagle Bancorp Montana Inc	HSBC	(1,015)
15,154	Eagle Bancorp Montana Inc	Morgan Stanley	2,273
(5,028)	Eagle Bulk Shipping Inc	Barclays Bank	(2,981)
(454)	Eagle Bulk Shipping Inc	Goldman Sachs	(781)
747	Eagle Materials Inc	Bank of America Merrill Lynch	6,738
(43,736)	Eagle Materials Inc	Barclays Bank	(251,482)
(13,022)	Eagle Materials Inc	Goldman Sachs	(117,458)
2,290	Eagle Materials Inc	Goldman Sachs	20,656
1,142	Eagle Materials Inc	Morgan Stanley	6,193
(1,149)	Eagle Pharmaceuticals Inc	Bank of America Merrill Lynch	(2,298)
(2,886)	Eagle Pharmaceuticals Inc	Barclays Bank	(3,059)
(949)	Eagle Pharmaceuticals Inc	Goldman Sachs	(1,898)
(826)	Eagle Pharmaceuticals Inc	HSBC	(3,486)
7,944	Eargo Inc	Barclays Bank	1,549
5,785	Eargo Inc	Goldman Sachs	(1,012)
1,864	Eargo Inc	Morgan Stanley	363
(7,659)	Earthstone Energy Inc 'A'	Bank of America Merrill Lynch	(30,789)
(20,654)	Earthstone Energy Inc 'A'	Barclays Bank	(42,960)
(8,730)	Earthstone Energy Inc 'A'	Goldman Sachs	(35,095)
(10,941)	Earthstone Energy Inc 'A'	Morgan Stanley	(22,757)
4,086	East West Bancorp Inc	Bank of America Merrill Lynch	5,475
8,784	East West Bancorp Inc	Barclays Bank	15,460
21,985	East West Bancorp Inc	Goldman Sachs	29,459
7,074	East West Bancorp Inc	HSBC	7,711
583	East West Bancorp Inc	Morgan Stanley	1,026
71,356	Easterly Government Properties Inc (REIT)	Barclays Bank	10,703
112,026	Easterly Government Properties Inc (REIT)	Goldman Sachs	45,931
10,273	Easterly Government Properties Inc (REIT)	HSBC	8,834
(96,731)	Eastern Bankshares Inc	Barclays Bank	(79,319)
(100,880)	Eastern Bankshares Inc	Goldman Sachs	(96,845)
(9,560)	Eastern Bankshares Inc	HSBC	(5,067)
(14,594)	Eastern Co	Bank of America Merrill Lynch	(22,621)
(11,685)	Eastern Co	Barclays Bank	(5,258)
(14,491)	Eastern Co	Goldman Sachs	(22,461)
(2,590)	Eastern Co	HSBC	2,202
(1,315)	Eastern Co	Morgan Stanley	(592)
2,190	EastGroup Properties Inc (REIT)	Bank of America Merrill Lynch	(9,204)
20,592	EastGroup Properties Inc (REIT)	Barclays Bank	95,135
14,349	EastGroup Properties Inc (REIT)	Goldman Sachs	(69,383)
4,678	EastGroup Properties Inc (REIT)	HSBC	(9,469)
4,455	EastGroup Properties Inc (REIT)	Morgan Stanley	20,583
(2,642)	Eastman Chemical Co	Bank of America Merrill Lynch	(16,513)
(5,150)	Eastman Chemical Co	Barclays Bank	(32,600)
7,764	Eastman Chemical Co	Barclays Bank	37,952
(4,685)	Eastman Chemical Co	Goldman Sachs	(29,281)
3,822	Eastman Chemical Co	Goldman Sachs	17,077
(469)	Eastman Chemical Co	HSBC	(2,898)
665	Eastman Chemical Co	HSBC	4,110
(10,813)	Eastman Chemical Co	Morgan Stanley	(68,446)
2,481	Eastman Chemical Co	Morgan Stanley	15,705
(69,342)	Eastman Kodak Co	Barclays Bank	(15,255)
(30,578)	Eastman Kodak Co	HSBC	8,868
1,871	Eaton Corp Plc	Bank of America Merrill Lynch	(3,031)
40,311	Eaton Corp Plc	Barclays Bank	29,722
10,391	Eaton Corp Plc	Goldman Sachs	(16,833)
4,594	Eaton Corp Plc	HSBC	2,288
(1,246)	eBay Inc	Bank of America Merrill Lynch	(3,427)
3,882	eBay Inc	Barclays Bank	11,751
(4,203)	eBay Inc	Barclays Bank	(11,138)
18,936	eBay Inc	Goldman Sachs	50,102
(9,555)	eBay Inc	Goldman Sachs	(20,904)

保有高	銘柄	取引相手	未実現純利益/(損) (米ドル)
	米国(続き)		
1,739	eBay Inc	HSBC	2,225
(18,010)	Ebix Inc	Barclays Bank	13,147
(791)	Ebix Inc	HSBC	(313)
31,280	EchoStar Corp 'A'	Barclays Bank	72,569
21,070	EchoStar Corp 'A'	Goldman Sachs	68,899
6,706	EchoStar Corp 'A'	HSBC	18,240
949	Ecolab Inc	Bank of America Merrill Lynch	3,151
17,237	Ecolab Inc	Barclays Bank	24,821
456	Ecolab Inc	Goldman Sachs	(139)
28,680	Ecolab Inc	HSBC	(17,954)
2,241	Ecolab Inc	Morgan Stanley	3,227
4,588	Ecovyst Inc	Bank of America Merrill Lynch	1,973
21,930	Ecovyst Inc	Barclays Bank	877
31,154	Ecovyst Inc	Goldman Sachs	13,396
25,951	Ecovyst Inc	HSBC	22,577
2,007	Ecovyst Inc	Morgan Stanley	80
(5,976)	Edgewell Personal Care Co	Bank of America Merrill Lynch	3,944
(14,048)	Edgewell Personal Care Co	Barclays Bank	(21,634)
(14,170)	Edgewell Personal Care Co	Goldman Sachs	9,352
(1,729)	Edgewell Personal Care Co	HSBC	5,498
6,148	Edgewise Therapeutics Inc	Bank of America Merrill Lynch	(6,886)
8,055	Edgewise Therapeutics Inc	Barclays Bank	(8,861)
10,023	Edgewise Therapeutics Inc	Goldman Sachs	(3,296)
3,802	Edgewise Therapeutics Inc	HSBC	(3,681)
8,320	Edison International	Bank of America Merrill Lynch	7,629
9,696	Edison International	Barclays Bank	24,787
(37,949)	Edison International	Goldman Sachs	(99,806)
10,435	Edison International	Goldman Sachs	27,444
(13,402)	Edison International	HSBC	11,258
7,801	Edison International	HSBC	21,850
1,981	Editas Medicine Inc	Bank of America Merrill Lynch	971
9,393	Editas Medicine Inc	Barclays Bank	6,951
12,372	Editas Medicine Inc	Goldman Sachs	6,781
9,241	Editas Medicine Inc	HSBC	4,689
4,549	Edwards Lifesciences Corp	Bank of America Merrill Lynch	15,050
(3,294)	Edwards Lifesciences Corp	Bank of America Merrill Lynch	(13,011)
3,840	Edwards Lifesciences Corp	Barclays Bank	14,562
6,813	Edwards Lifesciences Corp	Goldman Sachs	29,501
(4,280)	Edwards Lifesciences Corp	HSBC	(22,213)
7,906	Edwards Lifesciences Corp	Morgan Stanley	22,930
(2,554)	Edwards Lifesciences Corp	Morgan Stanley	(9,578)
8,681	eGain Corp	Barclays Bank	1,042
17,608	eGain Corp	Goldman Sachs	1,056
2,617	eHealth Inc	Bank of America Merrill Lynch	(1,125)
3,152	eHealth Inc	Barclays Bank	2,459
4,900	eHealth Inc	Goldman Sachs	(2,107)
8,977	Eiger BioPharmaceuticals Inc	Goldman Sachs	(3,052)
7,335	Eiger BioPharmaceuticals Inc	HSBC	(3,227)
43,231	El Pollo Loco Holdings Inc	Barclays Bank	10,808
5,412	El Pollo Loco Holdings Inc	Goldman Sachs	(433)
8,798	El Pollo Loco Holdings Inc	HSBC	(2,287)
18,014	El Pollo Loco Holdings Inc	Morgan Stanley	4,504
98	Elah Holdings Inc	Bank of America Merrill Lynch	(294)
87	Elah Holdings Inc	Morgan Stanley	(348)
1,619	Elanco Animal Health Inc	Bank of America Merrill Lynch	1,085
(22,905)	Elanco Animal Health Inc	Barclays Bank	(7,732)
1,998	Elanco Animal Health Inc	Barclays Bank	579
5,944	Elanco Animal Health Inc	Goldman Sachs	3,982
(1,729)	Elanco Animal Health Inc	HSBC	(324)
11,975	Elanco Animal Health Inc	HSBC	25,626
(2,299)	Elanco Animal Health Inc	Morgan Stanley	(667)
6,100	Elanco Animal Health Inc	Morgan Stanley	1,769

保有高	銘柄	取引相手	未実現純利益/(損) (米ドル)
	米国(続き)		
4,536	Elastic NV	Bank of America Merrill Lynch	16,149
6,609	Elastic NV	Barclays Bank	15,663
6,273	Elastic NV	Goldman Sachs	22,053
9,332	Elastic NV	HSBC	41,807
2,983	Elastic NV	Morgan Stanley	7,070
(11,484)	Electromed Inc	Goldman Sachs	8,958
(3,329)	Electromed Inc	HSBC	3,595
(6,328)	Electronic Arts Inc	Goldman Sachs	(64,862)
5,633	Electronic Arts Inc	Goldman Sachs	57,738
(3,457)	Element Solutions Inc	Bank of America Merrill Lynch	(2,869)
(60,269)	Element Solutions Inc	Barclays Bank	(30,738)
(31,848)	Element Solutions Inc	Goldman Sachs	(24,946)
(64,037)	Element Solutions Inc	Morgan Stanley	(32,659)
10,003	Elevate Credit Inc	Goldman Sachs	3,401
1,319	Elevate Credit Inc	HSBC	488
9,673	Elevate Credit Inc	Morgan Stanley	1,257
392	Elevation Oncology Inc	Barclays Bank	(298)
352	Elevation Oncology Inc	Goldman Sachs	(436)
278	Elevation Oncology Inc	HSBC	(261)
115	Elevation Oncology Inc	Morgan Stanley	(87)
(7,667)	elf Beauty Inc	Bank of America Merrill Lynch	(33,165)
(2,191)	elf Beauty Inc	Barclays Bank	(9,399)
(17,810)	elf Beauty Inc	Goldman Sachs	(50,937)
(3,704)	elf Beauty Inc	HSBC	(14,077)
(1,055)	elf Beauty Inc	Morgan Stanley	(4,526)
(280)	Eli Lilly & Co	Bank of America Merrill Lynch	(3,693)
(389)	Eli Lilly & Co	Barclays Bank	(3,878)
(2,571)	Eli Lilly & Co	Goldman Sachs	(35,026)
(1,326)	Eli Lilly & Co	Morgan Stanley	(13,220)
(13,910)	Ellington Residential Mortgage (REIT)	Barclays Bank	(3,895)
(22,111)	Ellington Residential Mortgage (REIT)	Goldman Sachs	(3,096)
(10,401)	Ellington Residential Mortgage (REIT)	HSBC	(832)
(8,968)	Ellington Residential Mortgage (REIT)	Morgan Stanley	(2,511)
(6,350)	Eloxx Pharmaceuticals Inc	Barclays Bank	316
(19,449)	Eloxx Pharmaceuticals Inc	Goldman Sachs	401
(6,669)	Eloxx Pharmaceuticals Inc	Morgan Stanley	331
(32,324)	Embark Technology Inc	Barclays Bank	3,717
(2,342)	Embeckta Corp	Bank of America Merrill Lynch	(328)
(6,999)	Embeckta Corp	Barclays Bank	7,629
10,198	Embeckta Corp	Goldman Sachs	1,428
2,268	Embeckta Corp	HSBC	(8,278)
12,150	Embeckta Corp	Morgan Stanley	(13,244)
9,949	EMCOR Group Inc	Bank of America Merrill Lynch	39,504
(532)	EMCOR Group Inc	Bank of America Merrill Lynch	(2,293)
5,333	EMCOR Group Inc	Barclays Bank	20,398
(8,857)	EMCOR Group Inc	Barclays Bank	(34,365)
8,087	EMCOR Group Inc	Goldman Sachs	34,855
(5,143)	EMCOR Group Inc	Goldman Sachs	(22,166)
13,814	EMCOR Group Inc	HSBC	37,906
(3,543)	EMCOR Group Inc	HSBC	(11,883)
2,040	EMCOR Group Inc	Morgan Stanley	5,368
(2,823)	EMCOR Group Inc	Morgan Stanley	(10,953)
(21,126)	EMCORE Corp	Bank of America Merrill Lynch	(2,426)
(24,699)	EMCORE Corp	Barclays Bank	(4,693)
(16,114)	EMCORE Corp	Goldman Sachs	(2,256)
(7,503)	EMCORE Corp	HSBC	(1,200)
35,290	Emerald Holding Inc	Bank of America Merrill Lynch	13,057
960	Emergent BioSolutions Inc	Bank of America Merrill Lynch	5,136
6,711	Emergent BioSolutions Inc	Barclays Bank	(18,120)
6,699	Emergent BioSolutions Inc	HSBC	22,138
(14,586)	Emerson Electric Co	Barclays Bank	(38,471)
(51,872)	Emerson Electric Co	Goldman Sachs	(171,565)

保有高	銘柄	取引相手	未実現純利益/(損) (米ドル)
	米国(続き)		
(12,826)	Emerson Electric Co	HSBC	(41,967)
113,968	Empire State Realty Trust Inc 'A' (REIT)	Barclays Bank	37,609
26,992	Empire State Realty Trust Inc 'A' (REIT)	HSBC	779
23,806	Empire State Realty Trust Inc 'A' (REIT)	Morgan Stanley	7,856
(12,923)	Employers Holdings Inc	Barclays Bank	4,782
(17,284)	Employers Holdings Inc	Goldman Sachs	(10,889)
(5,246)	Employers Holdings Inc	HSBC	(6,243)
(4,473)	Employers Holdings Inc	Morgan Stanley	1,655
(7,667)	Enact Holdings Inc	Bank of America Merrill Lynch	(8,587)
(10,979)	Enact Holdings Inc	Barclays Bank	(1,098)
(22,508)	Enact Holdings Inc	Goldman Sachs	(25,209)
(37,748)	Enact Holdings Inc	HSBC	(54,735)
3,006	Enanta Pharmaceuticals Inc	Bank of America Merrill Lynch	(28,377)
4,282	Enanta Pharmaceuticals Inc	Goldman Sachs	(40,422)
1,220	Enanta Pharmaceuticals Inc	HSBC	(16,592)
3,167	Enanta Pharmaceuticals Inc	Morgan Stanley	(9,944)
(2,382)	Enbridge Inc	Bank of America Merrill Lynch	(4,431)
(2,277)	Encompass Health Corp	Bank of America Merrill Lynch	(2,677)
(7,258)	Encompass Health Corp	Barclays Bank	(6,097)
(32,131)	Encompass Health Corp	Goldman Sachs	(11,246)
(2,801)	Encompass Health Corp	HSBC	(3,473)
1,458	Encore Capital Group Inc	Bank of America Merrill Lynch	1,881
10,172	Encore Capital Group Inc	Barclays Bank	25,125
7,114	Encore Capital Group Inc	Goldman Sachs	9,048
5,377	Encore Capital Group Inc	HSBC	(11,507)
782	Encore Capital Group Inc	Morgan Stanley	1,932
2,942	Encore Wire Corp	Barclays Bank	17,770
1,794	Encore Wire Corp	Goldman Sachs	1,328
1,823	Encore Wire Corp	HSBC	182
(2,407)	Endeavor Group Holdings Inc 'A'	Bank of America Merrill Lynch	(7,245)
6,915	Endeavor Group Holdings Inc 'A'	Bank of America Merrill Lynch	20,814
(3,879)	Endeavor Group Holdings Inc 'A'	Goldman Sachs	(11,676)
9,633	Endeavor Group Holdings Inc 'A'	Goldman Sachs	28,995
(2,185)	Endeavor Group Holdings Inc 'A'	HSBC	(9,199)
9,504	Endeavor Group Holdings Inc 'A'	HSBC	43,813
(5,324)	Endeavor Group Holdings Inc 'A'	Morgan Stanley	(4,046)
4,729	Endeavor Group Holdings Inc 'A'	Morgan Stanley	3,594
24,326	Endo International Plc	Barclays Bank	2,693
34,982	Endo International Plc	Goldman Sachs	(22,514)
6,449	Energizer Holdings Inc	Bank of America Merrill Lynch	(11,284)
4,267	Energizer Holdings Inc	Barclays Bank	(4,523)
14,598	Energizer Holdings Inc	Goldman Sachs	(38,247)
36,725	Energizer Holdings Inc	HSBC	(113,230)
2,054	Energizer Holdings Inc	Morgan Stanley	(2,177)
4,546	Energy Fuels Inc	Bank of America Merrill Lynch	3,228
5,474	Energy Fuels Inc	Barclays Bank	1,697
11,245	Energy Fuels Inc	Goldman Sachs	7,984
7,593	Energy Fuels Inc	HSBC	5,847
1,847	Energy Fuels Inc	Morgan Stanley	573
(36,590)	Energy Recovery Inc	Barclays Bank	(42,810)
(22,852)	Energy Recovery Inc	Goldman Sachs	(60,786)
(22,922)	Energy Recovery Inc	HSBC	(54,130)
(1,156)	Enerpac Tool Group Corp	Bank of America Merrill Lynch	231
(19,553)	Enerpac Tool Group Corp	Barclays Bank	1,173
(30,128)	Enerpac Tool Group Corp	Goldman Sachs	6,026
(35,728)	Enerpac Tool Group Corp	Morgan Stanley	2,144
(4,333)	EnerSys	Barclays Bank	(22,792)
(43,272)	EnerSys	Goldman Sachs	(277,374)
(4,205)	EnerSys	HSBC	(25,735)
(7,361)	EnerSys	Morgan Stanley	(38,719)
18,037	Eneti Inc	Barclays Bank	9,379
10,036	Eneti Inc	HSBC	12,043

保有高	銘柄	取引相手	未実現純利益/(損) (米ドル)
	米国(続き)		
(5,026)	Enfusion Inc 'A'	Barclays Bank	(2,312)
(32,453)	Enfusion Inc 'A'	HSBC	18,174
5,054	EngageSmart Inc	Barclays Bank	606
13,183	EngageSmart Inc	Goldman Sachs	19,115
12,845	EngageSmart Inc	HSBC	20,295
40,399	EnLink Midstream LLC (Unit)	Bank of America Merrill Lynch	35,753
30,149	EnLink Midstream LLC (Unit)	Barclays Bank	27,285
12,707	EnLink Midstream LLC (Unit)	Goldman Sachs	11,246
56,775	Ennis Inc	Bank of America Merrill Lynch	21,007
6,448	Ennis Inc	Barclays Bank	3,740
26,613	Ennis Inc	Goldman Sachs	9,847
24,776	Ennis Inc	HSBC	9,167
4,175	Ennis Inc	Morgan Stanley	2,422
5,655	Enochian Biosciences Inc	Goldman Sachs	(4,581)
8,072	Enova International Inc	Barclays Bank	4,440
9,766	Enova International Inc	Goldman Sachs	7,032
2,583	Enova International Inc	Morgan Stanley	1,421
7,707	Enovis Corp	Bank of America Merrill Lynch	10,890
32,754	Enovis Corp	Barclays Bank	20,963
11,514	Enovis Corp	Goldman Sachs	22,735
3,812	Enovis Corp	HSBC	7,440
3,072	Enovis Corp	Morgan Stanley	2,513
(696)	Enphase Energy Inc	Bank of America Merrill Lynch	(21,026)
(3,811)	Enphase Energy Inc	Barclays Bank	(67,112)
(852)	Enphase Energy Inc	HSBC	(15,393)
(497)	Enphase Energy Inc	Morgan Stanley	(8,752)
5,190	EnPro Industries Inc	Barclays Bank	14,843
3,361	EnPro Industries Inc	Goldman Sachs	(571)
3,313	EnPro Industries Inc	HSBC	15,093
(1,311)	Ensign Group Inc	Bank of America Merrill Lynch	(4,379)
6,215	Ensign Group Inc	Bank of America Merrill Lynch	20,758
15,561	Ensign Group Inc	Barclays Bank	39,369
9,851	Ensign Group Inc	Goldman Sachs	32,902
9,907	Ensign Group Inc	HSBC	48,258
3,406	Ensign Group Inc	Morgan Stanley	8,617
4,485	Enstar Group Ltd	Barclays Bank	41,352
2,073	Enstar Group Ltd	Goldman Sachs	5,929
705	Enstar Group Ltd	HSBC	(1,466)
(9,049)	Entegris Inc	Barclays Bank	(41,082)
1,846	Entegris Inc	Barclays Bank	8,381
(195)	Entegris Inc	Morgan Stanley	(885)
26,451	Entergy Corp	Barclays Bank	71,973
34,597	Entergy Corp	Goldman Sachs	58,615
30,608	Entergy Corp	HSBC	13,335
3,029	Entergy Corp	Morgan Stanley	8,330
3,532	Enterprise Bancorp Inc	Barclays Bank	5,651
11,997	Enterprise Bancorp Inc	Goldman Sachs	5,159
16,791	Enterprise Bancorp Inc	Morgan Stanley	26,866
(585)	Enterprise Financial Services Corp	Bank of America Merrill Lynch	(1,825)
(30,053)	Enterprise Financial Services Corp	Barclays Bank	(37,011)
(13,949)	Enterprise Financial Services Corp	Goldman Sachs	(43,521)
(12,568)	Enterprise Financial Services Corp	HSBC	(19,103)
(484)	Enterprise Financial Services Corp	Morgan Stanley	51
5,887	Entravision Communications Corp 'A'	Bank of America Merrill Lynch	1,766
13,762	Entravision Communications Corp 'A'	Barclays Bank	413
14,393	Entravision Communications Corp 'A'	Goldman Sachs	4,318
(44,864)	Envela Corp	Bank of America Merrill Lynch	(14,356)
(15,392)	Envela Corp	Barclays Bank	(2,906)
(14,311)	Envela Corp	Goldman Sachs	(4,580)
712	Envista Holdings Corp	Bank of America Merrill Lynch	833
(7,526)	Envista Holdings Corp	Bank of America Merrill Lynch	(12,643)
6,254	Envista Holdings Corp	Goldman Sachs	7,317

保有高	銘柄	取引相手	未実現純利益/損 (米ドル)
	米国(続き)		
(7,465)	Envista Holdings Corp	Goldman Sachs	(5,745)
5,836	Envista Holdings Corp	HSBC	7,712
(2,210)	Envista Holdings Corp	HSBC	(2,622)
8,121	Envista Holdings Corp	Morgan Stanley	4,629
(1,041)	Envista Holdings Corp	Morgan Stanley	(1,085)
(12,491)	Enzo Biochem Inc	Barclays Bank	1,499
(7,486)	Enzo Biochem Inc	HSBC	823
31,023	EOG Resources Inc	Barclays Bank	368,994
22,722	EOG Resources Inc	HSBC	490,530
450	EOG Resources Inc	Morgan Stanley	5,360
(116)	EPAM Systems Inc	Barclays Bank	(1,029)
261	EPAM Systems Inc	Goldman Sachs	3,323
(750)	EPAM Systems Inc	Goldman Sachs	(9,852)
(158)	EPAM Systems Inc	Morgan Stanley	(1,401)
(33,571)	Epizyme Inc	Barclays Bank	1,390
(63,386)	Epizyme Inc	Goldman Sachs	3,740
(3,655)	Epizyme Inc	HSBC	655
(9,180)	Epizyme Inc	Morgan Stanley	380
34,641	ePlus Inc	Barclays Bank	2,771
(2,922)	EPR Properties (REIT)	Bank of America Merrill Lynch	(2,601)
3,268	EPR Properties (REIT)	Bank of America Merrill Lynch	1,869
(38,235)	EPR Properties (REIT)	Barclays Bank	(43,970)
3,140	EPR Properties (REIT)	Barclays Bank	3,611
(13,495)	EPR Properties (REIT)	Goldman Sachs	(12,011)
1,020	EPR Properties (REIT)	HSBC	520
2,013	EPR Properties (REIT)	Morgan Stanley	2,315
5,075	EQRx Inc	Barclays Bank	5,735
3,886	EQRx Inc	Goldman Sachs	3,614
(8,547)	EQT Corp	Barclays Bank	(30,000)
2,946	EQT Corp	Barclays Bank	10,340
8,690	EQT Corp	Goldman Sachs	64,277
(4,721)	EQT Corp	HSBC	(54,008)
(1,027)	Equifax Inc	Barclays Bank	(4,077)
3,091	Equifax Inc	Goldman Sachs	15,331
2,023	Equifax Inc	HSBC	2,670
(3,422)	Equifax Inc	HSBC	(8,708)
(2,208)	Equifax Inc	Morgan Stanley	(8,766)
791	Equinix Inc (REIT)	Bank of America Merrill Lynch	24,490
1,174	Equinix Inc (REIT)	Barclays Bank	21,707
2,362	Equinix Inc (REIT)	Goldman Sachs	88,232
2,396	Equinix Inc (REIT)	HSBC	66,681
1,541	Equinix Inc (REIT)	Morgan Stanley	28,493
7,124	Equitable Holdings Inc	Bank of America Merrill Lynch	19,805
30,715	Equitable Holdings Inc	Barclays Bank	49,144
30,346	Equitable Holdings Inc	Goldman Sachs	84,362
16,391	Equitable Holdings Inc	HSBC	33,930
40,777	Equitable Holdings Inc	Morgan Stanley	65,243
(6,948)	Equitrans Midstream Corp	Bank of America Merrill Lynch	(3,474)
71,436	Equitrans Midstream Corp	Goldman Sachs	35,718
(37,458)	Equitrans Midstream Corp	Goldman Sachs	(18,729)
14,806	Equitrans Midstream Corp	HSBC	11,253
(24,612)	Equitrans Midstream Corp	HSBC	(16,109)
23,152	Equitrans Midstream Corp	Morgan Stanley	8,335
(6,393)	Equitrans Midstream Corp	Morgan Stanley	(2,301)
1,293	Equity Bancshares Inc 'A'	Barclays Bank	1,047
2,059	Equity Bancshares Inc 'A'	Goldman Sachs	2,651
958	Equity Bancshares Inc 'A'	HSBC	1,375
(34,327)	Equity Commonwealth (REIT)	Bank of America Merrill Lynch	(39,476)
(72,742)	Equity Commonwealth (REIT)	Barclays Bank	(71,287)
(39,245)	Equity Commonwealth (REIT)	Goldman Sachs	(45,132)
(118,979)	Equity Commonwealth (REIT)	HSBC	(117,789)
(25,551)	Equity Commonwealth (REIT)	Morgan Stanley	(25,040)

保有高	銘柄	取引相手	未実現純利益/損 (米ドル)
	米国(続き)		
51,962	Equity LifeStyle Properties Inc (REIT)	Barclays Bank	199,535
41,964	Equity LifeStyle Properties Inc (REIT)	Goldman Sachs	178,766
21,184	Equity LifeStyle Properties Inc (REIT)	HSBC	132,824
20,546	Equity Residential (REIT)	Bank of America Merrill Lynch	64,053
3,783	Equity Residential (REIT)	Barclays Bank	5,939
28,006	Equity Residential (REIT)	Goldman Sachs	85,978
31,655	Equity Residential (REIT)	HSBC	107,442
6,126	Equity Residential (REIT)	Morgan Stanley	9,618
3,082	Erasca Inc	Bank of America Merrill Lynch	(1,541)
2,740	Erasca Inc	Barclays Bank	(192)
3,112	Erasca Inc	Goldman Sachs	(1,556)
11,280	Erasca Inc	HSBC	(7,783)
6,297	Erasca Inc	Morgan Stanley	(441)
1,363	Erie Indemnity Co 'A'	Bank of America Merrill Lynch	3,395
1,537	Erie Indemnity Co 'A'	Barclays Bank	5,533
2,147	Erie Indemnity Co 'A'	Goldman Sachs	6,656
2,093	Erie Indemnity Co 'A'	HSBC	4,035
3,253	Erie Indemnity Co 'A'	Morgan Stanley	11,655
8,755	Eros STX Global Corp	Bank of America Merrill Lynch	5,691
21,731	Eros STX Global Corp	Barclays Bank	14,994
20,674	Eros STX Global Corp	Goldman Sachs	13,438
3,202	Eros STX Global Corp	HSBC	1,569
6,412	Eros STX Global Corp	Morgan Stanley	4,424
(2,051)	Esab Corp	Bank of America Merrill Lynch	1,559
(10,866)	Esab Corp	Barclays Bank	2,499
(25,782)	Esab Corp	Goldman Sachs	19,594
(4,537)	Esab Corp	HSBC	(13,520)
(12,306)	Esab Corp	Morgan Stanley	2,831
25,192	ESC WAR IND	Barclays Bank	6,741
63,725	ESC WAR IND	Goldman Sachs	-
41,059	ESC WAR IND	Morgan Stanley	10,987
(13,745)	Escalade Inc	Bank of America Merrill Lynch	(1,924)
(5,486)	Escalade Inc	Barclays Bank	(3,346)
(8,717)	Escalade Inc	Goldman Sachs	(1,220)
(15,527)	Escalade Inc	Morgan Stanley	(9,471)
(2,437)	ESCO Technologies Inc	Bank of America Merrill Lynch	(3,461)
(7,574)	ESCO Technologies Inc	Barclays Bank	(8,559)
(4,180)	ESCO Technologies Inc	Goldman Sachs	(5,936)
(2,650)	ESCO Technologies Inc	HSBC	(11,872)
(40,015)	Escrow New York (REIT)	Bank of America Merrill Lynch	(750,281)
(39,940)	Escrow New York (REIT)	Goldman Sachs	(748,835)
(21,172)	Escrow New York (REIT)	Morgan Stanley	(396,975)
376	Esperion Therapeutics Inc	Bank of America Merrill Lynch	(38)
24,915	Esperion Therapeutics Inc	Barclays Bank	(9,717)
5,615	Esperion Therapeutics Inc	Goldman Sachs	(562)
17,619	Esperion Therapeutics Inc	HSBC	8,105
8,681	Esperion Therapeutics Inc	Morgan Stanley	(3,386)
(2,463)	Esquire Financial Holdings Inc	Bank of America Merrill Lynch	(6,379)
(8,289)	Esquire Financial Holdings Inc	Barclays Bank	(9,947)
(1,820)	Esquire Financial Holdings Inc	Goldman Sachs	(4,714)
(2,190)	Esquire Financial Holdings Inc	HSBC	(2,694)
(2,980)	Esquire Financial Holdings Inc	Morgan Stanley	(3,576)
2,839	ESSA Bancorp Inc	Bank of America Merrill Lynch	483
3,412	ESSA Bancorp Inc	Barclays Bank	102
5,380	ESSA Bancorp Inc	Goldman Sachs	915
16,405	ESSA Bancorp Inc	HSBC	(7,874)
9,132	ESSA Bancorp Inc	Morgan Stanley	274
2,482	Essent Group Ltd	Bank of America Merrill Lynch	4,244
14,574	Essent Group Ltd	Barclays Bank	17,781
(37,936)	Essent Group Ltd	Goldman Sachs	(64,871)
96,627	Essent Group Ltd	Goldman Sachs	153,261
(7,250)	Essent Group Ltd	HSBC	(7,685)

保有高	銘柄	取引相手	未実現純利益/(損) (米ドル)
	米国(続き)		
8,178	Essent Group Ltd	HSBC	8,441
(5,280)	Essent Group Ltd	Morgan Stanley	(6,442)
5,184	Essent Group Ltd	Morgan Stanley	6,324
5,837	Essential Properties Realty Trust Inc (REIT)	Bank of America Merrill Lynch	(992)
44,286	Essential Properties Realty Trust Inc (REIT)	Barclays Bank	39,857
73,371	Essential Properties Realty Trust Inc (REIT)	Goldman Sachs	(12,473)
44,653	Essential Properties Realty Trust Inc (REIT)	HSBC	33,043
7,542	Essential Properties Realty Trust Inc (REIT)	Morgan Stanley	6,788
11,346	Essential Utilities Inc	Bank of America Merrill Lynch	4,538
22,339	Essential Utilities Inc	Barclays Bank	(4,244)
(3,378)	Essential Utilities Inc	Goldman Sachs	(1,351)
10,998	Essential Utilities Inc	Goldman Sachs	4,399
(47,529)	Essential Utilities Inc	HSBC	(113,687)
8,722	Essential Utilities Inc	HSBC	22,302
7,285	Essential Utilities Inc	Morgan Stanley	(1,384)
(6,863)	Essex Property Trust Inc (REIT)	Barclays Bank	21,515
(736)	Essex Property Trust Inc (REIT)	Goldman Sachs	5,744
(6,358)	Essex Property Trust Inc (REIT)	HSBC	75,565
(4,829)	Estee Lauder Cos Inc 'A'	Bank of America Merrill Lynch	(99,931)
(4,922)	Estee Lauder Cos Inc 'A'	Barclays Bank	(91,648)
623	Estee Lauder Cos Inc 'A'	Goldman Sachs	12,360
(1,335)	Estee Lauder Cos Inc 'A'	HSBC	(25,234)
(374)	Estee Lauder Cos Inc 'A'	Morgan Stanley	(6,964)
2,731	Ethan Allen Interiors Inc	Bank of America Merrill Lynch	(2,622)
24,400	Ethan Allen Interiors Inc	Barclays Bank	40,504
24,292	Ethan Allen Interiors Inc	Goldman Sachs	(23,320)
15,787	Ethan Allen Interiors Inc	HSBC	(25,417)
3,434	Ethan Allen Interiors Inc	Morgan Stanley	5,700
(17,433)	Eton Pharmaceuticals Inc	Barclays Bank	4,707
3,484	Etsy Inc	Barclays Bank	30,900
5,391	Etsy Inc	HSBC	11,360
4,987	Euronet Worldwide Inc	Barclays Bank	26,780
5,945	Euronet Worldwide Inc	HSBC	93,515
1,435	Euronet Worldwide Inc	Morgan Stanley	7,706
(5,288)	European Wax Center Inc 'A'	Bank of America Merrill Lynch	(2,448)
(9,226)	European Wax Center Inc 'A'	Barclays Bank	(11,062)
(4,551)	European Wax Center Inc 'A'	Goldman Sachs	(2,867)
13,647	Evans Bancorp Inc	Barclays Bank	19,993
8,500	Evans Bancorp Inc	Goldman Sachs	9,563
3,020	Evans Bancorp Inc	HSBC	3,367
4,196	Evans Bancorp Inc	Morgan Stanley	6,147
(6,617)	Evelo Biosciences Inc	Barclays Bank	(2,514)
5,122	Eventbrite Inc 'A'	Bank of America Merrill Lynch	543
19,362	Eventbrite Inc 'A'	Barclays Bank	(4,453)
22,095	Eventbrite Inc 'A'	Goldman Sachs	11,580
7,813	Eventbrite Inc 'A'	HSBC	11,329
8,999	Eventbrite Inc 'A'	Morgan Stanley	(2,070)
(2,401)	Everbridge Inc	Barclays Bank	(1,773)
1,824	Everbridge Inc	Barclays Bank	1,970
(5,193)	Everbridge Inc	Goldman Sachs	(19,591)
(7,810)	Everbridge Inc	HSBC	(41,907)
1,669	Everbridge Inc	HSBC	5,713
1,747	EverCommerce Inc	Bank of America Merrill Lynch	280
5,323	EverCommerce Inc	Barclays Bank	213
6,782	EverCommerce Inc	Goldman Sachs	1,085
4,189	EverCommerce Inc	HSBC	(4,231)
2,171	Evercore Inc 'A'	Bank of America Merrill Lynch	9,502
2,625	Evercore Inc 'A'	Barclays Bank	8,583
2,507	Evercore Inc 'A'	Goldman Sachs	9,124
4,184	Evercore Inc 'A'	HSBC	11,845
4,617	Evercore Inc 'A'	Morgan Stanley	12,376
453	Everest Re Group Ltd	Bank of America Merrill Lynch	2,601

保有高	銘柄	取引相手	未実現純利益/(損) (米ドル)
	米国(続き)		
4,375	Everest Re Group Ltd	Barclays Bank	33,471
5,057	Everest Re Group Ltd	Goldman Sachs	(2,966)
5,563	Everest Re Group Ltd	HSBC	2,134
4,432	Everest Re Group Ltd	Morgan Stanley	31,575
28,849	Evergy Inc	Bank of America Merrill Lynch	50,343
23,570	Evergy Inc	Barclays Bank	34,108
52,251	Evergy Inc	Goldman Sachs	109,706
9,254	Evergy Inc	HSBC	20,681
1,957	Evergy Inc	Morgan Stanley	2,877
16,249	Everi Holdings Inc	Bank of America Merrill Lynch	17,215
6,005	Everi Holdings Inc	Barclays Bank	6,786
24,218	Everi Holdings Inc	Goldman Sachs	28,334
9,128	Everi Holdings Inc	HSBC	17,691
2,191	Everi Holdings Inc	Morgan Stanley	849
12,616	EverQuote Inc 'A'	Barclays Bank	1,640
7,020	EverQuote Inc 'A'	Goldman Sachs	491
583	EverQuote Inc 'A'	HSBC	(1,137)
(5,093)	Eversource Energy	Bank of America Merrill Lynch	(13,313)
51,846	Eversource Energy	Barclays Bank	48,735
(11,535)	Eversource Energy	Barclays Bank	(10,843)
646	Eversource Energy	Goldman Sachs	(529)
(7,638)	Eversource Energy	Goldman Sachs	(22,608)
283	Eversource Energy	HSBC	(42)
(4,052)	Eversource Energy	HSBC	(6,848)
(3,118)	Everspin Technologies Inc	Barclays Bank	(1,372)
(7,448)	Everspin Technologies Inc	Goldman Sachs	(1,936)
(3,708)	EVERTEC Inc	Bank of America Merrill Lynch	(1,112)
(12,918)	EVERTEC Inc	Barclays Bank	(1,033)
(19,217)	EVERTEC Inc	Goldman Sachs	(5,765)
(10,074)	EVERTEC Inc	HSBC	907
(2,995)	EVI Industries Inc	Barclays Bank	(689)
(1,887)	Evo Payments Inc 'A'	Bank of America Merrill Lynch	(1,528)
(12,284)	Evo Payments Inc 'A'	Barclays Bank	7,739
(1,093)	Evo Payments Inc 'A'	Goldman Sachs	(885)
(3,983)	Evo Payments Inc 'A'	HSBC	(4,262)
(14,577)	Evo Payments Inc 'A'	Morgan Stanley	9,184
6,806	Evolent Health Inc 'A'	Barclays Bank	(4,696)
7,148	Evolent Health Inc 'A'	Goldman Sachs	-
6,521	Evolent Health Inc 'A'	HSBC	15,390
9,568	Evolus Inc	Barclays Bank	14,287
764	Evolus Inc	HSBC	2,261
84,319	Evolution Petroleum Corp	Goldman Sachs	53,121
64,454	Evolution Petroleum Corp	Morgan Stanley	43,184
(2,172)	Evoqua Water Technologies Corp	Bank of America Merrill Lynch	(956)
1,417	Evoqua Water Technologies Corp	Bank of America Merrill Lynch	623
(32,577)	Evoqua Water Technologies Corp	Barclays Bank	26,713
6,038	Evoqua Water Technologies Corp	Barclays Bank	(4,951)
(8,777)	Evoqua Water Technologies Corp	Goldman Sachs	(431)
17,258	Evoqua Water Technologies Corp	Goldman Sachs	7,593
(5,847)	Evoqua Water Technologies Corp	HSBC	(4,976)
(3,574)	Evoqua Water Technologies Corp	Morgan Stanley	2,931
2,204	Evoqua Water Technologies Corp	Morgan Stanley	(1,807)
1,467	EW Scripps Co 'A'	Bank of America Merrill Lynch	391
56,167	EW Scripps Co 'A'	Barclays Bank	(16,288)
16,740	EW Scripps Co 'A'	Goldman Sachs	7,031
(3,083)	Exact Sciences Corp	Bank of America Merrill Lynch	(5,437)
(2,439)	Exact Sciences Corp	Barclays Bank	1,415
(8,194)	Exact Sciences Corp	Goldman Sachs	(7,128)
(3,817)	Exact Sciences Corp	HSBC	(5,698)
(2,422)	Exact Sciences Corp	Morgan Stanley	1,405
9,606	Exagen Inc	Bank of America Merrill Lynch	4,611
5,389	Exagen Inc	Barclays Bank	2,317

保有高	銘柄	取引相手	未実現純利益/(損) (米ドル)
	米国(続き)		
8,916	Exagen Inc	Goldman Sachs	4,280
4,899	Exagen Inc	HSBC	(4,311)
21,705	Exelixis Inc	Bank of America Merrill Lynch	(44,746)
32,838	Exelixis Inc	Barclays Bank	17,733
7,984	Exelixis Inc	Goldman Sachs	2,758
52,474	Exelixis Inc	HSBC	(75,821)
(14,388)	Exelon Corp	Barclays Bank	(18,129)
(121,424)	Exelon Corp	Goldman Sachs	(276,847)
(91,969)	Exelon Corp	HSBC	(222,565)
(6,620)	ExlService Holdings Inc	Bank of America Merrill Lynch	(55,038)
(4,848)	ExlService Holdings Inc	Barclays Bank	(49,692)
(7,464)	ExlService Holdings Inc	Goldman Sachs	(59,350)
(4,261)	ExlService Holdings Inc	HSBC	(40,655)
(3,872)	ExlService Holdings Inc	Morgan Stanley	(39,688)
(10,748)	eXp World Holdings Inc	Bank of America Merrill Lynch	(5,504)
(20,433)	eXp World Holdings Inc	Barclays Bank	(2,247)
(2,639)	eXp World Holdings Inc	Goldman Sachs	(1,425)
(15,126)	eXp World Holdings Inc	HSBC	(5,445)
1,472	Expedia Group Inc	Bank of America Merrill Lynch	6,609
1,909	Expedia Group Inc	Barclays Bank	12,809
6,424	Expedia Group Inc	Goldman Sachs	33,862
3,709	Expedia Group Inc	HSBC	6,460
63	Expedia Group Inc	Morgan Stanley	423
1,116	Expeditors International of Washington Inc	Bank of America Merrill Lynch	(1,266)
16,127	Expeditors International of Washington Inc	Barclays Bank	35,802
(2,876)	Expeditors International of Washington Inc	Barclays Bank	(6,385)
(2,817)	Expeditors International of Washington Inc	Goldman Sachs	(4,274)
2,406	Expeditors International of Washington Inc	HSBC	6,696
(599)	Expeditors International of Washington Inc	HSBC	1,574
(350)	Exponent Inc	Bank of America Merrill Lynch	(403)
(4,261)	Exponent Inc	Barclays Bank	(8,011)
(7,552)	Exponent Inc	Goldman Sachs	(8,684)
(5,052)	Exponent Inc	HSBC	(4,597)
(32,789)	Express Inc	Goldman Sachs	22,297
(13,889)	Express Inc	HSBC	8,195
(4,925)	Expro Group Holdings NV	Barclays Bank	(5,516)
(1,051)	Expro Group Holdings NV	Goldman Sachs	(1,902)
(4,018)	Expro Group Holdings NV	HSBC	(10,407)
(7,290)	Exterran Corp	Bank of America Merrill Lynch	(2,868)
(3,279)	Exterran Corp	Barclays Bank	(2,263)
(3,432)	Exterran Corp	Goldman Sachs	(1,201)
(7,744)	Exterran Corp	HSBC	(5,885)
17,316	Extra Space Storage Inc (REIT)	Barclays Bank	52,641
7,508	Extra Space Storage Inc (REIT)	Goldman Sachs	(9,760)
12,078	Extreme Networks Inc	Barclays Bank	2,103
22,717	Extreme Networks Inc	Goldman Sachs	9,002
18,364	Extreme Networks Inc	HSBC	10,039
4,632	Extreme Networks Inc	Morgan Stanley	1,621
38,552	Exxon Mobil Corp	Barclays Bank	199,314
40,888	Exxon Mobil Corp	Goldman Sachs	331,602
950	Exxon Mobil Corp	HSBC	9,275
76,158	EZCORP Inc 'A'	Barclays Bank	36,937
53,184	EZCORP Inc 'A'	Goldman Sachs	28,719
3,378	F45 Training Holdings Inc	Bank of America Merrill Lynch	(1,993)
7,758	F45 Training Holdings Inc	Barclays Bank	7,215
2,553	F45 Training Holdings Inc	Goldman Sachs	(1,506)
13,983	F45 Training Holdings Inc	HSBC	2,711
5,407	F45 Training Holdings Inc	Morgan Stanley	4,751
(6,269)	F5 Inc	Bank of America Merrill Lynch	24,511
(1,964)	F5 Inc	Barclays Bank	(9,447)
(12,621)	F5 Inc	Goldman Sachs	37,439
(4,985)	F5 Inc	HSBC	16,152

保有高	銘柄	取引相手	未実現純利益/(損) (米ドル)
	米国(続き)		
(1,244)	F5 Inc	Morgan Stanley	(5,984)
(4,915)	Fabrinet	Barclays Bank	(10,911)
(4,956)	Fabrinet	Goldman Sachs	7,894
(4,597)	Fabrinet	HSBC	(430)
(2,259)	Fabrinet	Morgan Stanley	(5,015)
876	FactSet Research Systems Inc	Bank of America Merrill Lynch	8,848
7,368	FactSet Research Systems Inc	Barclays Bank	76,038
5,335	FactSet Research Systems Inc	Goldman Sachs	53,883
3,881	FactSet Research Systems Inc	HSBC	72,613
1,060	FactSet Research Systems Inc	Morgan Stanley	10,939
1,764	Fair Isaac Corp	Barclays Bank	3,263
1,931	Fair Isaac Corp	Morgan Stanley	3,572
12,413	Falcon Minerals Corp	Barclays Bank	7,448
14,744	Falcon Minerals Corp	HSBC	9,584
14,473	Farfetch Ltd 'A'	Bank of America Merrill Lynch	16,792
(7,690)	Farfetch Ltd 'A'	Bank of America Merrill Lynch	(5,306)
(5,203)	Farfetch Ltd 'A'	Barclays Bank	(7,909)
20,507	Farfetch Ltd 'A'	Goldman Sachs	36,884
(8,132)	Farfetch Ltd 'A'	Goldman Sachs	(5,611)
8,227	Farfetch Ltd 'A'	HSBC	10,738
(2,426)	Farfetch Ltd 'A'	HSBC	(1,577)
(8,862)	Farfetch Ltd 'A'	Morgan Stanley	(13,470)
(2,282)	Farmer Bros Co	Goldman Sachs	753
(11,384)	Farmer Bros Co	Morgan Stanley	(1,708)
3,480	Farmers & Merchants Bancorp Inc	Barclays Bank	4,594
7,284	Farmers & Merchants Bancorp Inc	Goldman Sachs	7,794
3,602	Farmers & Merchants Bancorp Inc	HSBC	4,683
11,735	Farmers National Banc Corp	Bank of America Merrill Lynch	7,745
33,907	Farmers National Banc Corp	Barclays Bank	24,413
73,841	Farmers National Banc Corp	Goldman Sachs	48,735
7,814	Farmers National Banc Corp	HSBC	2,726
(35,478)	Farmland Partners Inc (REIT)	Barclays Bank	(40,445)
(7,245)	Farmland Partners Inc (REIT)	Goldman Sachs	(5,868)
(11,212)	Farmland Partners Inc (REIT)	HSBC	(9,642)
(1,482)	Farmland Partners Inc (REIT)	Morgan Stanley	(784)
(2,594)	FARO Technologies Inc	Barclays Bank	1,686
(12,662)	FARO Technologies Inc	Goldman Sachs	6,331
(6,136)	FARO Technologies Inc	HSBC	7,793
(8,635)	Fastenal Co	Bank of America Merrill Lynch	(6,198)
(40,768)	Fastenal Co	Barclays Bank	(46,884)
(61,135)	Fastenal Co	Goldman Sachs	(17,034)
(77,631)	Fastenal Co	HSBC	(13,485)
(10,604)	Fastenal Co	Morgan Stanley	(12,195)
15,384	Fastly Inc 'A'	Barclays Bank	17,076
21,840	Fastly Inc 'A'	Goldman Sachs	30,541
15,974	Fastly Inc 'A'	HSBC	23,374
16,131	Fastly Inc 'A'	Morgan Stanley	17,905
3,616	Fate Therapeutics Inc	Barclays Bank	2,061
(3,134)	Fate Therapeutics Inc	Goldman Sachs	(1,661)
7,799	Fate Therapeutics Inc	Goldman Sachs	5,259
(975)	Fate Therapeutics Inc	HSBC	(800)
11,914	Fate Therapeutics Inc	HSBC	6,611
2,629	Fate Therapeutics Inc	Morgan Stanley	1,499
1,683	Fathom Holdings Inc	Barclays Bank	1,447
1,126	Fathom Holdings Inc	Goldman Sachs	1,599
779	Fathom Holdings Inc	Morgan Stanley	670
(1,614)	FB Financial Corp	Barclays Bank	(2,857)
(850)	FB Financial Corp	HSBC	(3,743)
(5,502)	FB Financial Corp	Morgan Stanley	(9,739)
23,876	Federal Agricultural Mortgage Corp 'C'	Barclays Bank	44,887
3,979	Federal Agricultural Mortgage Corp 'C'	Goldman Sachs	4,258
(2,750)	Federal Realty Investment Trust (REIT)	Bank of America Merrill Lynch	2,173

保有高	銘柄	取引相手	未実現純利益/(損) (米ドル)
米国(続き)			
483	Federal Realty Investment Trust (REIT)	Bank of America Merrill Lynch	(382)
(11,461)	Federal Realty Investment Trust (REIT)	Barclays Bank	(59,253)
6,157	Federal Realty Investment Trust (REIT)	Barclays Bank	31,832
(8,418)	Federal Realty Investment Trust (REIT)	Goldman Sachs	6,650
1,769	Federal Realty Investment Trust (REIT)	Goldman Sachs	(1,398)
(532)	Federal Realty Investment Trust (REIT)	HSBC	(2,968)
4,094	Federal Realty Investment Trust (REIT)	HSBC	13,346
(10,252)	Federal Realty Investment Trust (REIT)	Morgan Stanley	(53,003)
2,326	Federal Realty Investment Trust (REIT)	Morgan Stanley	12,025
(25,838)	Federal Signal Corp	Barclays Bank	(38,757)
(34,079)	Federal Signal Corp	Goldman Sachs	(68,158)
(23,989)	Federal Signal Corp	HSBC	(18,951)
(32,860)	Federated Hermes Inc	Barclays Bank	(51,590)
(21,212)	Federated Hermes Inc	Goldman Sachs	(50,696)
(8,920)	Federated Hermes Inc	HSBC	(39,962)
(12,382)	Federated Hermes Inc	Morgan Stanley	(19,440)
(1,109)	FedEx Corp	Bank of America Merrill Lynch	(11,212)
(2,071)	FedEx Corp	Barclays Bank	(24,739)
(2,121)	FedEx Corp	Goldman Sachs	(21,443)
(5,909)	FedEx Corp	HSBC	(68,308)
(5,709)	FedEx Corp	Morgan Stanley	(85,072)
820	FedNat Holding Co	Barclays Bank	4
2,420	FedNat Holding Co	Goldman Sachs	69
15,476	FedNat Holding Co	Morgan Stanley	67
11,002	Fennec Pharmaceuticals Inc	Goldman Sachs	(1,540)
38,895	Fennec Pharmaceuticals Inc	Morgan Stanley	4,278
5,398	FibroGen Inc	Bank of America Merrill Lynch	2,591
25,969	FibroGen Inc	Goldman Sachs	12,465
9,491	FibroGen Inc	HSBC	16,894
1,647	FibroGen Inc	Morgan Stanley	1,598
491	Fidelity D&D Bancorp Inc	Barclays Bank	439
220	Fidelity D&D Bancorp Inc	Goldman Sachs	525
264	Fidelity D&D Bancorp Inc	HSBC	556
171	Fidelity D&D Bancorp Inc	Morgan Stanley	153
39,681	Fidelity National Financial Inc	Barclays Bank	51,188
32,895	Fidelity National Financial Inc	Goldman Sachs	30,922
10,725	Fidelity National Financial Inc	HSBC	16,409
360	Fidelity National Financial Inc	Morgan Stanley	464
27,283	Fidelity National Information Services Inc	Goldman Sachs	219,082
2,533	Fidelity National Information Services Inc	HSBC	24,798
7,550	Fiesta Restaurant Group Inc	Barclays Bank	2,869
2,988	Fiesta Restaurant Group Inc	Goldman Sachs	1,315
7,108	Fiesta Restaurant Group Inc	HSBC	9,880
16,274	Fiesta Restaurant Group Inc	Morgan Stanley	6,184
9,293	Fifth Third Bancorp	Bank of America Merrill Lynch	30,667
(27,492)	Fifth Third Bancorp	Barclays Bank	(59,933)
12,162	Fifth Third Bancorp	Barclays Bank	26,513
(43,965)	Fifth Third Bancorp	Goldman Sachs	(140,529)
9,631	Fifth Third Bancorp	Goldman Sachs	31,782
(7,939)	Fifth Third Bancorp	HSBC	(13,393)
8,060	Fifth Third Bancorp	HSBC	17,651
(8,038)	Fifth Third Bancorp	Morgan Stanley	(5,908)
15,530	Figs Inc 'A'	Bank of America Merrill Lynch	(2,347)
5,672	Figs Inc 'A'	Barclays Bank	2,779
10,999	Figs Inc 'A'	Goldman Sachs	(5,500)
6,883	Figs Inc 'A'	HSBC	(27,074)
5,159	Figs Inc 'A'	Morgan Stanley	2,528
(15,428)	Financial Institutions Inc	Goldman Sachs	(13,731)
(2,597)	Financial Institutions Inc	Morgan Stanley	(2,052)
2,170	Finwise Bancorp	Goldman Sachs	803
2,495	Finwise Bancorp	HSBC	(998)
5,453	First Advantage Corp	Bank of America Merrill Lynch	(2,345)

保有高	銘柄	取引相手	未実現純利益/(損) (米ドル)
米国(続き)			
3,716	First Advantage Corp	Barclays Bank	520
5,093	First Advantage Corp	Goldman Sachs	(2,716)
7,756	First Advantage Corp	HSBC	(5,778)
7,310	First Advantage Corp	Morgan Stanley	1,101
(2,103)	First American Financial Corp	Bank of America Merrill Lynch	42
10,047	First American Financial Corp	Barclays Bank	904
(6,797)	First American Financial Corp	Barclays Bank	(612)
(2,603)	First American Financial Corp	Goldman Sachs	52
1,819	First American Financial Corp	Morgan Stanley	164
(3,999)	First American Financial Corp	Morgan Stanley	(360)
(2,878)	First Bancorp	Bank of America Merrill Lynch	(3,684)
(61,940)	First Bancorp	Barclays Bank	(69,373)
(7,123)	First Bancorp	Barclays Bank	(5,200)
(55,653)	First Bancorp	Goldman Sachs	(81,781)
(14,444)	First Bancorp	Goldman Sachs	(18,488)
(7,663)	First Bancorp	HSBC	843
(10,834)	First Bancorp	Bank of America Merrill Lynch	(11,752)
(9,572)	First Bancorp	Morgan Stanley	(10,721)
9,170	First Bancorp Inc	Barclays Bank	11,921
6,410	First Bancorp Inc	Goldman Sachs	7,127
834	First Bancorp Inc	HSBC	1,365
8,291	First Bancorp Inc	Morgan Stanley	10,778
10,789	First Bancshares Inc	Bank of America Merrill Lynch	(1,187)
23,466	First Bancshares Inc	Barclays Bank	2,816
18,172	First Bancshares Inc	Goldman Sachs	(1,999)
31,539	First Bancshares Inc	HSBC	(69,972)
4,558	First Bancshares Inc	Morgan Stanley	547
31,626	First Bank	Bank of America Merrill Lynch	7,274
17,854	First Bank	Barclays Bank	6,249
11,783	First Bank	Goldman Sachs	2,710
5,743	First Busey Corp	Bank of America Merrill Lynch	4,959
36,234	First Busey Corp	Barclays Bank	17,621
34,089	First Busey Corp	Goldman Sachs	39,108
21,722	First Busey Corp	HSBC	13,943
16,465	First Busey Corp	Morgan Stanley	8,240
12,789	First Business Financial Services Inc	Bank of America Merrill Lynch	6,650
20,501	First Business Financial Services Inc	Barclays Bank	23,576
18,804	First Business Financial Services Inc	Goldman Sachs	9,778
13,953	First Business Financial Services Inc	HSBC	(11,162)
825	First Capital Inc	Bank of America Merrill Lynch	(91)
244	First Capital Inc	Barclays Bank	205
251	First Capital Inc	Morgan Stanley	211
(402)	First Citizens BancShares Inc 'A'	Bank of America Merrill Lynch	(16,695)
(2,174)	First Citizens BancShares Inc 'A'	Barclays Bank	(64,220)
(923)	First Citizens BancShares Inc 'A'	Goldman Sachs	(38,333)
(1,261)	First Citizens BancShares Inc 'A'	HSBC	(57,892)
(607)	First Citizens BancShares Inc 'A'	Morgan Stanley	(17,931)
(1,802)	First Commonwealth Financial Corp	Bank of America Merrill Lynch	(118)
(23,791)	First Commonwealth Financial Corp	Barclays Bank	(11,896)
(40,491)	First Commonwealth Financial Corp	Goldman Sachs	(31,970)
(2,602)	First Commonwealth Financial Corp	HSBC	(1,171)
(2,186)	First Commonwealth Financial Corp	Morgan Stanley	(1,093)
19,517	First Community Bankshares Inc	Barclays Bank	9,954
15,800	First Community Bankshares Inc	Goldman Sachs	24,490
53,619	First Community Bankshares Inc	HSBC	26,809
30,106	First Community Bankshares Inc	Morgan Stanley	15,354
6,014	First Community Corp	Barclays Bank	(60)
275	First Community Corp	Goldman Sachs	8
17,313	First Community Corp	Morgan Stanley	(173)
(11,609)	First Financial Bancorp	Bank of America Merrill Lynch	(9,840)
(30,343)	First Financial Bancorp	Barclays Bank	(4,855)
(83,695)	First Financial Bancorp	Goldman Sachs	(71,623)

保有高	銘柄	取引相手	未実現純利益/(損) (米ドル)
	米国(続き)		
(27,701)	First Financial Bancorp	HSBC	(6,560)
(12,814)	First Financial Bancorp	Morgan Stanley	(1,096)
1,150	First Financial Bankshares Inc	Bank of America Merrill Lynch	610
45,577	First Financial Bankshares Inc	Barclays Bank	11,394
38,016	First Financial Bankshares Inc	Goldman Sachs	20,148
14,177	First Financial Bankshares Inc	HSBC	(4,638)
9,615	First Financial Bankshares Inc	Morgan Stanley	3,724
42,918	First Financial Corp	Bank of America Merrill Lynch	40,343
7,939	First Financial Corp	Barclays Bank	3,414
2,114	First Financial Corp	Goldman Sachs	1,987
4,102	First Financial Corp	HSBC	2,256
1,063	First Financial Corp	Morgan Stanley	457
20,158	First Financial Northwest Inc	Bank of America Merrill Lynch	9,071
34,941	First Financial Northwest Inc	Goldman Sachs	15,723
20,420	First Foundation Inc	Bank of America Merrill Lynch	24,431
49,862	First Foundation Inc	Barclays Bank	32,410
26,311	First Foundation Inc	Goldman Sachs	29,728
9,161	First Foundation Inc	HSBC	3,357
2,139	First Foundation Inc	Morgan Stanley	1,390
(2,362)	First Guaranty Bancshares Inc	Bank of America Merrill Lynch	(1,772)
(2,425)	First Guaranty Bancshares Inc	Morgan Stanley	(3,662)
(19,429)	First Hawaiian Inc	Bank of America Merrill Lynch	(24,869)
(76,331)	First Hawaiian Inc	Barclays Bank	(65,645)
(73,879)	First Hawaiian Inc	Goldman Sachs	(94,565)
(17,297)	First Hawaiian Inc	HSBC	(15,568)
(31,933)	First Hawaiian Inc	Morgan Stanley	(27,462)
29,370	First Horizon Corp	Goldman Sachs	41,118
34,011	First Industrial Realty Trust Inc (REIT)	Bank of America Merrill Lynch	(8,503)
60,265	First Industrial Realty Trust Inc (REIT)	Barclays Bank	71,715
127,317	First Industrial Realty Trust Inc (REIT)	Goldman Sachs	(31,830)
(3,981)	First Internet Bancorp	Barclays Bank	(4,817)
(2,462)	First Internet Bancorp	Goldman Sachs	(4,678)
(12,090)	First Internet Bancorp	HSBC	(20,916)
33,770	First Interstate BancSystem Inc 'A'	Bank of America Merrill Lynch	126,340
69,589	First Interstate BancSystem Inc 'A'	Barclays Bank	228,512
41,997	First Interstate BancSystem Inc 'A'	Goldman Sachs	162,114
6,683	First Interstate BancSystem Inc 'A'	HSBC	25,690
20,603	First Interstate BancSystem Inc 'A'	Morgan Stanley	67,895
(11,220)	First Merchants Corp	Bank of America Merrill Lynch	(19,630)
(28,910)	First Merchants Corp	Barclays Bank	(28,064)
(15,938)	First Merchants Corp	HSBC	(12,045)
(1,399)	First Merchants Corp	Morgan Stanley	(1,413)
(27,612)	First Mid Bancshares Inc	Bank of America Merrill Lynch	(24,851)
(29,242)	First Mid Bancshares Inc	Goldman Sachs	(26,318)
(2,689)	First Mid Bancshares Inc	HSBC	(968)
(13,824)	First Mid Bancshares Inc	Morgan Stanley	(4,562)
58,552	First Northwest Bancorp	Bank of America Merrill Lynch	61,480
4,939	First Northwest Bancorp	Barclays Bank	(296)
9,608	First Northwest Bancorp	Goldman Sachs	10,088
1,307	First Northwest Bancorp	HSBC	(1,137)
4,985	First Northwest Bancorp	Morgan Stanley	(299)
3,510	First of Long Island Corp	Bank of America Merrill Lynch	1,088
12,553	First of Long Island Corp	Barclays Bank	5,398
31,183	First of Long Island Corp	Goldman Sachs	9,667
17,344	First of Long Island Corp	HSBC	2,081
9,205	First of Long Island Corp	Morgan Stanley	3,958
(3,731)	First Republic Bank	Bank of America Merrill Lynch	(62,942)
11,870	First Republic Bank	Barclays Bank	80,953
(3,528)	First Republic Bank	Barclays Bank	(24,061)
(827)	First Republic Bank	Goldman Sachs	(13,951)
1,855	First Republic Bank	HSBC	21,388
(3,205)	First Republic Bank	HSBC	(36,954)

保有高	銘柄	取引相手	未実現純利益/(損) (米ドル)
	米国(続き)		
19,817	First Savings Financial Group Inc	Bank of America Merrill Lynch	27,347
2,544	First Savings Financial Group Inc	Barclays Bank	2,976
6,417	First Savings Financial Group Inc	Goldman Sachs	8,855
966	First Savings Financial Group Inc	HSBC	1,710
1,167	First Savings Financial Group Inc	Morgan Stanley	1,365
(6,865)	First Solar Inc	Barclays Bank	(43,044)
(5,643)	First Solar Inc	Goldman Sachs	(36,873)
(5,761)	First Solar Inc	HSBC	(23,505)
1,768	First United Corp	Bank of America Merrill Lynch	2,829
4,382	First United Corp	Barclays Bank	8,764
20,049	First United Corp	Goldman Sachs	32,078
17,228	First United Corp	Morgan Stanley	34,456
3,140	First Watch Restaurant Group Inc	Bank of America Merrill Lynch	6,563
15,650	First Watch Restaurant Group Inc	Barclays Bank	17,528
2,935	First Watch Restaurant Group Inc	Goldman Sachs	6,134
11,104	First Watch Restaurant Group Inc	HSBC	41,529
4,569	First Watch Restaurant Group Inc	Morgan Stanley	5,117
2,372	First Western Financial Inc	Barclays Bank	2,657
4,850	First Western Financial Inc	Goldman Sachs	922
10,254	First Western Financial Inc	HSBC	(2,358)
(1,323)	FirstCash Holdings Inc	Bank of America Merrill Lynch	(900)
(1,646)	FirstCash Holdings Inc	Barclays Bank	(3,276)
(5,816)	FirstCash Holdings Inc	Goldman Sachs	(3,955)
(858)	FirstCash Holdings Inc	HSBC	(446)
(3,009)	FirstCash Holdings Inc	Morgan Stanley	(5,988)
(704)	FirstEnergy Corp	Bank of America Merrill Lynch	(781)
(50,813)	FirstEnergy Corp	Goldman Sachs	(56,402)
(88,823)	FirstEnergy Corp	HSBC	(61,288)
(44,660)	FirstEnergy Corp	Morgan Stanley	(7,146)
(4,949)	Fiserv Inc	Bank of America Merrill Lynch	(20,390)
(20,841)	Fiserv Inc	Barclays Bank	(32,095)
(7,209)	Fiserv Inc	Goldman Sachs	(29,702)
(16,363)	Fiserv Inc	HSBC	(100,519)
15,780	Fisker Inc	Goldman Sachs	(8,448)
6,822	Fisker Inc	Morgan Stanley	5,460
(1,795)	Five Below Inc	Bank of America Merrill Lynch	12,906
(1,567)	Five Below Inc	Barclays Bank	(27,125)
(2,616)	Five Below Inc	Goldman Sachs	(7,055)
(3,735)	Five Below Inc	HSBC	(20,899)
(573)	Five Below Inc	Morgan Stanley	(9,919)
(2,284)	Five Star Bancorp	Bank of America Merrill Lynch	(1,873)
(2,094)	Five Star Bancorp	Barclays Bank	1,361
(4,620)	Five Star Bancorp	Goldman Sachs	(2,922)
(6,296)	Five Star Bancorp	HSBC	5,603
8,639	Five Star Senior Living Inc	Bank of America Merrill Lynch	2,333
21,349	Five Star Senior Living Inc	Barclays Bank	5,124
3,112	Five Star Senior Living Inc	Goldman Sachs	840
3,189	Five Star Senior Living Inc	Morgan Stanley	765
(2,889)	Five9 Inc	Barclays Bank	(13,578)
(6,196)	Five9 Inc	Goldman Sachs	(32,095)
(5,487)	Five9 Inc	HSBC	(31,551)
(2,773)	Five9 Inc	Morgan Stanley	(13,033)
2,089	FleetCor Technologies Inc	Barclays Bank	18,425
(5,497)	FleetCor Technologies Inc	Goldman Sachs	(113,348)
398	FleetCor Technologies Inc	Goldman Sachs	7,595
(1,515)	FleetCor Technologies Inc	HSBC	(42,460)
204	FleetCor Technologies Inc	HSBC	4,824
(1,685)	FleetCor Technologies Inc	Morgan Stanley	(14,862)
525	FleetCor Technologies Inc	Morgan Stanley	4,631
97,789	Flex Ltd	Barclays Bank	78,231
62,238	Flex Ltd	Goldman Sachs	52,022
4,385	Flex Ltd	HSBC	2,127

保有高	銘柄	取引相手	未実現純利益/(損) (米ドル)
	米国(続き)		
(12,671)	Flex Ltd	HSBC	(8,743)
9,889	Flex Ltd	Morgan Stanley	7,911
(3,576)	Flexsteel Industries Inc	Bank of America Merrill Lynch	39
(11,802)	Flexsteel Industries Inc	Barclays Bank	(8,497)
(1,067)	Flexsteel Industries Inc	Goldman Sachs	(128)
(3,070)	Flexsteel Industries Inc	Morgan Stanley	(2,210)
(337)	Floor & Decor Holdings Inc 'A'	Bank of America Merrill Lynch	650
662	Floor & Decor Holdings Inc 'A'	Bank of America Merrill Lynch	3,608
(9,819)	Floor & Decor Holdings Inc 'A'	Barclays Bank	(55,974)
1,412	Floor & Decor Holdings Inc 'A'	Barclays Bank	7,879
(2,282)	Floor & Decor Holdings Inc 'A'	Goldman Sachs	(10,493)
2,238	Floor & Decor Holdings Inc 'A'	HSBC	7,122
(357)	Floor & Decor Holdings Inc 'A'	Morgan Stanley	(1,992)
2,643	Floor & Decor Holdings Inc 'A'	Morgan Stanley	14,748
(76,369)	Flotek Industries Inc	Bank of America Merrill Lynch	(4,964)
(11,910)	Flotek Industries Inc	Goldman Sachs	(774)
(38,629)	Flotek Industries Inc	HSBC	(7,533)
(72,024)	Flotek Industries Inc	Morgan Stanley	(7,563)
(24,881)	Flowers Foods Inc	Barclays Bank	(23,637)
30,119	Flowers Foods Inc	Barclays Bank	28,613
(14,009)	Flowers Foods Inc	Goldman Sachs	560
15,334	Flowers Foods Inc	Goldman Sachs	8,808
(21,198)	Flowers Foods Inc	HSBC	4,664
20,871	Flowers Foods Inc	HSBC	(2,878)
3,611	Flowers Foods Inc	Morgan Stanley	3,430
(10,587)	Flowserve Corp	Bank of America Merrill Lynch	(10,905)
(3,697)	Flowserve Corp	Barclays Bank	(3,179)
(56,722)	Flowserve Corp	Goldman Sachs	(58,424)
7,767	Fluence Energy Inc	Bank of America Merrill Lynch	14,135
10,841	Fluence Energy Inc	Barclays Bank	7,263
3,610	Fluence Energy Inc	HSBC	3,646
20,543	Fluent Inc	Goldman Sachs	822
4,407	Fluent Inc	Morgan Stanley	88
26,030	Fluor Corp	Goldman Sachs	18,221
4,802	Fluor Corp	HSBC	13,734
9,057	Flushing Financial Corp	Bank of America Merrill Lynch	6,521
18,862	Flushing Financial Corp	Barclays Bank	7,922
27,036	Flushing Financial Corp	Goldman Sachs	19,466
15,514	Flushing Financial Corp	HSBC	11,004
6,342	Flushing Financial Corp	Morgan Stanley	2,664
(7,261)	Flywire Corp	Barclays Bank	(7,406)
(6,786)	Flywire Corp	HSBC	19,204
(2,715)	Flywire Corp	Morgan Stanley	(2,769)
(3,214)	FMC Corp	Bank of America Merrill Lynch	(21,277)
(2,005)	FMC Corp	Barclays Bank	(261)
3,204	FMC Corp	Goldman Sachs	21,210
17,954	FMC Corp	HSBC	174,692
(1,352)	FMC Corp	Morgan Stanley	(176)
(91,315)	FNB Corp	Bank of America Merrill Lynch	(41,245)
(85,096)	FNB Corp	Barclays Bank	(32,049)
(51,207)	FNB Corp	Goldman Sachs	(22,556)
(76,647)	FNB Corp	HSBC	(41,102)
(58,900)	FNB Corp	Morgan Stanley	(21,204)
(5,147)	Focus Financial Partners Inc 'A'	Bank of America Merrill Lynch	(5,444)
(12,204)	Focus Financial Partners Inc 'A'	Barclays Bank	(5,248)
(19,453)	Focus Financial Partners Inc 'A'	Goldman Sachs	(30,347)
(15,064)	Focus Financial Partners Inc 'A'	HSBC	(33,690)
(4,791)	Focus Financial Partners Inc 'A'	Morgan Stanley	(2,060)
966	Foghorn Therapeutics Inc	Goldman Sachs	1,758
10,600	Foghorn Therapeutics Inc	HSBC	32,224
4,050	FONAR Corp	Goldman Sachs	(1,134)
5,305	FONAR Corp	Morgan Stanley	265

保有高	銘柄	取引相手	未実現純利益/(損) (米ドル)
	米国(続き)		
(1,843)	Foot Locker Inc	Bank of America Merrill Lynch	(3,741)
32,431	Foot Locker Inc	HSBC	131,670
(12,379)	Foot Locker Inc	HSBC	(51,474)
7,082	Ford Motor Co	Bank of America Merrill Lynch	5,568
(20,957)	Ford Motor Co	Barclays Bank	(13,203)
11,624	Ford Motor Co	Goldman Sachs	4,766
7,560	Ford Motor Co	HSBC	(463)
(8,442)	Ford Motor Co	Morgan Stanley	(5,318)
(5,060)	Forestar Group Inc	Bank of America Merrill Lynch	(4,453)
(10,048)	Forestar Group Inc	Barclays Bank	(4,220)
(19,858)	Forestar Group Inc	Goldman Sachs	(17,089)
(12,519)	Forestar Group Inc	HSBC	(15,663)
(7,057)	Forestar Group Inc	Morgan Stanley	(2,964)
(1,560)	Forian Inc	Bank of America Merrill Lynch	(679)
(1,240)	Forian Inc	Barclays Bank	(564)
17,946	Forma Therapeutics Holdings Inc	Bank of America Merrill Lynch	(14,716)
9,641	Forma Therapeutics Holdings Inc	Barclays Bank	(2,217)
9,569	Forma Therapeutics Holdings Inc	Goldman Sachs	(7,847)
19,135	Forma Therapeutics Holdings Inc	HSBC	(10,142)
12,244	Forma Therapeutics Holdings Inc	Morgan Stanley	(2,816)
(6,131)	FormFactor Inc	Bank of America Merrill Lynch	(9,748)
(16,254)	FormFactor Inc	Barclays Bank	(20,968)
(11,683)	FormFactor Inc	Goldman Sachs	(18,576)
(3,849)	FormFactor Inc	HSBC	(10,200)
(6,340)	FormFactor Inc	Morgan Stanley	(8,179)
18,918	Forrester Research Inc	Barclays Bank	37,079
20,305	Forrester Research Inc	Goldman Sachs	26,803
1,442	Forte Biosciences Inc	Bank of America Merrill Lynch	317
651	Forte Biosciences Inc	Barclays Bank	137
20,247	Forte Biosciences Inc	Goldman Sachs	4,454
12,755	Forte Biosciences Inc	HSBC	829
762	Fortinet Inc	Barclays Bank	4,527
11,390	Fortitude Gold Corp	Barclays Bank	(399)
21,664	Fortitude Gold Corp	Morgan Stanley	(758)
4,761	Fortive Corp	Bank of America Merrill Lynch	13,712
13,206	Fortive Corp	Barclays Bank	30,770
3,837	Fortive Corp	Goldman Sachs	7,343
7,040	Fortive Corp	HSBC	12,960
(83,042)	Fortress Biotech Inc	Barclays Bank	(1,553)
5,825	Fortune Brands Home & Security Inc	Barclays Bank	9,145
(1,553)	Fortune Brands Home & Security Inc	Barclays Bank	(2,438)
31,681	Fortune Brands Home & Security Inc	Goldman Sachs	12,672
(2,714)	Fortune Brands Home & Security Inc	Goldman Sachs	(1,086)
2,567	Fortune Brands Home & Security Inc	HSBC	(3,665)
1,750	Fortune Brands Home & Security Inc	Morgan Stanley	2,748
(7,510)	Fortune Brands Home & Security Inc	Morgan Stanley	(11,791)
(6,616)	Forward Air Corp	Barclays Bank	4,367
(7,149)	Forward Air Corp	Goldman Sachs	19,874
(19,495)	Fossil Group Inc	Goldman Sachs	6,043
(14,853)	Fossil Group Inc	HSBC	6,632
(6,395)	Fossil Group Inc	Morgan Stanley	(3,261)
53,790	Four Corners Property Trust Inc (REIT)	Bank of America Merrill Lynch	37,653
5,564	Four Corners Property Trust Inc (REIT)	Barclays Bank	6,009
37,556	Four Corners Property Trust Inc (REIT)	Goldman Sachs	26,289
41,609	Four Corners Property Trust Inc (REIT)	HSBC	70,725
29,444	Four Corners Property Trust Inc (REIT)	Morgan Stanley	31,800
25,058	Fox Corp 'A'	Bank of America Merrill Lynch	42,849
22,288	Fox Corp 'A'	Barclays Bank	26,968
76,737	Fox Corp 'A'	Goldman Sachs	131,220
30,094	Fox Corp 'A'	HSBC	65,780
31,872	Fox Corp 'A'	Morgan Stanley	38,565
802	Fox Factory Holding Corp	Bank of America Merrill Lynch	(2,318)

保有高	銘柄	取引相手	未実現純利益/(損) (米ドル)
	米国(続き)		
(1,211)	Fox Factory Holding Corp	Bank of America Merrill Lynch	3,500
1,146	Fox Factory Holding Corp	Barclays Bank	(126)
(2,717)	Fox Factory Holding Corp	Barclays Bank	299
(484)	Fox Factory Holding Corp	Goldman Sachs	1,399
(2,729)	Fox Factory Holding Corp	HSBC	(2,989)
204	Fox Factory Holding Corp	HSBC	353
(839)	Fox Factory Holding Corp	Morgan Stanley	92
4,939	Franchise Group Inc	Barclays Bank	13,138
(8,487)	Franklin BSP Realty Trust Inc (REIT)	Barclays Bank	(2,461)
(11,448)	Franklin BSP Realty Trust Inc (REIT)	Goldman Sachs	(16,829)
18,488	Franklin Covey Co	Goldman Sachs	(11,463)
10,311	Franklin Covey Co	HSBC	7,733
966	Franklin Covey Co	Morgan Stanley	821
13,267	Franklin Electric Co Inc	Bank of America Merrill Lynch	31,708
39,944	Franklin Electric Co Inc	Barclays Bank	75,494
8,417	Franklin Electric Co Inc	Goldman Sachs	20,117
18,718	Franklin Electric Co Inc	HSBC	29,013
5,278	Franklin Electric Co Inc	Morgan Stanley	9,975
(15,039)	Franklin Resources Inc	Bank of America Merrill Lynch	(36,244)
(38,988)	Franklin Resources Inc	Barclays Bank	(52,244)
(28,703)	Franklin Resources Inc	Goldman Sachs	(69,174)
(6,140)	Franklin Resources Inc	HSBC	(12,619)
(2,334)	Franklin Resources Inc	Morgan Stanley	(3,128)
(44,111)	Franklin Street Properties Corp (REIT)	Bank of America Merrill Lynch	566
(42,859)	Franklin Street Properties Corp (REIT)	Barclays Bank	(2,143)
(21,540)	Franklin Street Properties Corp (REIT)	Goldman Sachs	(461)
(56,086)	Franklin Street Properties Corp (REIT)	HSBC	7,185
(4,806)	Franklin Street Properties Corp (REIT)	Morgan Stanley	(240)
26,263	Freeport-McMoRan Inc	Bank of America Merrill Lynch	121,860
15,030	Freeport-McMoRan Inc	Barclays Bank	21,643
17,100	Freeport-McMoRan Inc	Goldman Sachs	79,344
18,577	Freeport-McMoRan Inc	Morgan Stanley	26,751
(11,542)	FreightCar America Inc	Bank of America Merrill Lynch	(3,001)
1,856	Frequency Therapeutics Inc	Bank of America Merrill Lynch	(269)
13,244	Frequency Therapeutics Inc	Barclays Bank	(1,391)
27,970	Frequency Therapeutics Inc	Goldman Sachs	(4,056)
18,304	Frequency Therapeutics Inc	Morgan Stanley	(1,922)
(12,332)	Fresh Del Monte Produce Inc	Barclays Bank	(18,991)
(14,149)	Fresh Del Monte Produce Inc	Goldman Sachs	(3,396)
(10,739)	Fresh Del Monte Produce Inc	HSBC	(7,732)
(20,526)	Fresh Del Monte Produce Inc	Morgan Stanley	(31,610)
(4,449)	Freshpet Inc	Barclays Bank	(46,536)
(5,151)	Freshpet Inc	Goldman Sachs	(30,843)
(1,323)	Freshpet Inc	HSBC	(18,337)
(3,245)	Freshpet Inc	Morgan Stanley	(33,943)
(63,674)	Freshworks Inc 'A'	Barclays Bank	-
(8,424)	Freshworks Inc 'A'	Goldman Sachs	(3,117)
(18,170)	Freshworks Inc 'A'	Morgan Stanley	-
7,468	frontdoor Inc	Barclays Bank	(4,406)
(11,730)	frontdoor Inc	Morgan Stanley	6,921
2,270	frontdoor Inc	Morgan Stanley	(1,339)
(1,465)	Frontier Communications Parent Inc	Bank of America Merrill Lynch	(4,673)
(30,868)	Frontier Communications Parent Inc	Barclays Bank	(82,726)
(47,241)	Frontier Communications Parent Inc	Goldman Sachs	(150,699)
(19,815)	Frontier Communications Parent Inc	HSBC	(44,188)
36,239	Frontier Group Holdings Inc	Barclays Bank	43,124
68,115	Frontier Group Holdings Inc	Goldman Sachs	69,477
84,784	Frontier Group Holdings Inc	HSBC	130,323
31,050	Frontier Group Holdings Inc	Morgan Stanley	36,949
(18,424)	Frontline Ltd	Barclays Bank	(17,871)
2,045	FRP Holdings Inc	Goldman Sachs	8,548
13,774	FS Bancorp Inc	Bank of America Merrill Lynch	23,967

保有高	銘柄	取引相手	未実現純利益/(損) (米ドル)
	米国(続き)		
14,698	FS Bancorp Inc	Barclays Bank	17,932
796	FS Bancorp Inc	Goldman Sachs	1,385
14,798	FS Bancorp Inc	HSBC	10,951
14,436	FS Bancorp Inc	Morgan Stanley	17,612
532	F-star Therapeutics Inc	Goldman Sachs	213
532	F-star Therapeutics Inc	Goldman Sachs	213
7,956	FTC Solar Inc	Barclays Bank	2,944
11,307	FTC Solar Inc	Goldman Sachs	15,378
(2,984)	FTI Consulting Inc	Bank of America Merrill Lynch	13,219
(5,481)	FTI Consulting Inc	Barclays Bank	(15,840)
(1,804)	FTI Consulting Inc	Goldman Sachs	7,992
(7,926)	FTI Consulting Inc	HSBC	19,114
(4,124)	FuelCell Energy Inc	Bank of America Merrill Lynch	(3,052)
(77,403)	FuelCell Energy Inc	Goldman Sachs	(57,278)
(18,253)	FuelCell Energy Inc	Morgan Stanley	(7,301)
(4,109)	Fulgent Genetics Inc	Barclays Bank	2,219
(5,226)	Fulgent Genetics Inc	HSBC	(27,489)
(30,242)	Full House Resorts Inc	Goldman Sachs	(1,815)
14,598	Fulton Financial Corp	Bank of America Merrill Lynch	10,803
115,182	Fulton Financial Corp	Barclays Bank	33,403
111,644	Fulton Financial Corp	Goldman Sachs	82,617
145,409	Fulton Financial Corp	HSBC	27,628
52,232	Fulton Financial Corp	Morgan Stanley	15,147
7,022	Funko Inc 'A'	Barclays Bank	10,322
2,260	Funko Inc 'A'	Goldman Sachs	1,085
(24,466)	FutureFuel Corp	Bank of America Merrill Lynch	(12,478)
(32,625)	FutureFuel Corp	Barclays Bank	(8,809)
(28,056)	FutureFuel Corp	Goldman Sachs	(14,309)
(3,528)	FutureFuel Corp	Morgan Stanley	(953)
(11,711)	FVCBankcorp Inc	Barclays Bank	(7,495)
(1,603)	FVCBankcorp Inc	Goldman Sachs	(1,170)
(27,591)	FVCBankcorp Inc	HSBC	(6,346)
29,012	G1 Therapeutics Inc	Barclays Bank	7,833
8,815	G1 Therapeutics Inc	Goldman Sachs	6,022
17,578	G1 Therapeutics Inc	HSBC	6,328
5,431	G1 Therapeutics Inc	Morgan Stanley	1,466
3,939	Gaia Inc	Bank of America Merrill Lynch	788
18,639	Gaia Inc	Goldman Sachs	3,728
2,423	Gaia Inc	HSBC	606
2,331	Gaia Inc	Morgan Stanley	326
1,284	Galera Therapeutics Inc	Bank of America Merrill Lynch	(167)
11,512	Galera Therapeutics Inc	Goldman Sachs	(1,497)
13,030	Galera Therapeutics Inc	HSBC	2,215
3,813	Galera Therapeutics Inc	Morgan Stanley	(572)
(9,367)	GAMCO Investors Inc 'A'	Bank of America Merrill Lynch	(6,182)
(5,727)	GAMCO Investors Inc 'A'	Barclays Bank	(515)
(2,552)	GAMCO Investors Inc 'A'	Goldman Sachs	(1,684)
(3,352)	GAMCO Investors Inc 'A'	HSBC	-
(29,029)	Gaming and Leisure Properties Inc (REIT)	Bank of America Merrill Lynch	(61,243)
(53,668)	Gaming and Leisure Properties Inc (REIT)	Barclays Bank	(136,853)
(42,812)	Gaming and Leisure Properties Inc (REIT)	Goldman Sachs	(87,337)
(32,760)	Gaming and Leisure Properties Inc (REIT)	HSBC	(114,745)
(51,131)	Gaming and Leisure Properties Inc (REIT)	Morgan Stanley	(130,384)
(6,059)	GAN Ltd	Barclays Bank	(1,272)
(22,888)	GAN Ltd	Goldman Sachs	3,891
13,817	Gannett Co Inc	Bank of America Merrill Lynch	(829)
21,338	Gannett Co Inc	Barclays Bank	2,562
12,975	Gannett Co Inc	Goldman Sachs	1,020
18,099	Gannett Co Inc	HSBC	3,184
4,245	Gannett Co Inc	Morgan Stanley	340
6,307	Gap Inc	Bank of America Merrill Lynch	1,654
9,865	Gap Inc	Barclays Bank	5,327

保有高	銘柄	取引相手	未実現純利益/(損) (米ドル)
	米国(続き)		
(13,172)	Gap Inc	Goldman Sachs	21,734
13,157	Gap Inc	Goldman Sachs	(21,709)
30,399	Gap Inc	HSBC	(49,854)
4,734	Garmin Ltd	Bank of America Merrill Lynch	13,918
12,478	Garmin Ltd	Barclays Bank	35,437
18,375	Garmin Ltd	Goldman Sachs	54,022
4,261	Garmin Ltd	HSBC	6,434
9,561	Garmin Ltd	Morgan Stanley	27,153
812	Gartner Inc	Bank of America Merrill Lynch	7,056
1,661	Gartner Inc	Barclays Bank	19,799
2,270	Gartner Inc	Goldman Sachs	19,726
3,487	Gartner Inc	HSBC	79,504
529	Gartner Inc	Morgan Stanley	6,306
(17,336)	Gates Industrial Corp Plc	Barclays Bank	(3,641)
(3,503)	Gates Industrial Corp Plc	Goldman Sachs	(911)
(4,526)	Gates Industrial Corp Plc	HSBC	(3,757)
(33,158)	Gates Industrial Corp Plc	Morgan Stanley	(3,271)
(30,614)	Gatos Silver Inc	Barclays Bank	(4,898)
(26,880)	Gatos Silver Inc	HSBC	(11,558)
1,232	GATX Corp	Bank of America Merrill Lynch	(6,961)
13,457	GATX Corp	Barclays Bank	(15,626)
2,020	GATX Corp	HSBC	(1,475)
3,686	GATX Corp	Morgan Stanley	(4,239)
37,950	GCM Grosvenor Inc 'A'	Barclays Bank	7,970
39,501	GCM Grosvenor Inc 'A'	Goldman Sachs	11,455
40,017	GCM Grosvenor Inc 'A'	HSBC	(12,005)
10,233	GCM Grosvenor Inc 'A'	Morgan Stanley	2,149
(60,317)	Genasys Inc	Bank of America Merrill Lynch	(57,301)
(16,015)	Genasys Inc	Barclays Bank	(9,929)
(6,728)	Genasys Inc	Goldman Sachs	(6,392)
(18,950)	Genasys Inc	HSBC	(4,548)
(5,637)	Genasys Inc	Morgan Stanley	(3,495)
79	Genco Shipping & Trading Ltd	Bank of America Merrill Lynch	292
7,969	Genco Shipping & Trading Ltd	Goldman Sachs	29,485
5,178	Genco Shipping & Trading Ltd	HSBC	26,045
14,041	Gencor Industries Inc	Bank of America Merrill Lynch	7,301
11,115	Gencor Industries Inc	Barclays Bank	2,223
17,670	Gencor Industries Inc	Goldman Sachs	9,188
5,858	Gencor Industries Inc	HSBC	3,515
13,313	Gencor Industries Inc	Morgan Stanley	2,663
467	Generac Holdings Inc	Barclays Bank	7,869
(859)	Generac Holdings Inc	Goldman Sachs	(23,777)
(708)	Generac Holdings Inc	HSBC	(14,217)
(490)	Generac Holdings Inc	Morgan Stanley	(8,257)
797	Generac Holdings Inc	Morgan Stanley	13,429
(4,641)	General Electric Co	Bank of America Merrill Lynch	(21,469)
(27,867)	General Electric Co	Barclays Bank	(93,633)
(61,216)	General Mills Inc	Goldman Sachs	273,024
(56,592)	General Mills Inc	HSBC	250,261
(28,877)	General Mills Inc	Morgan Stanley	(39,783)
40,906	General Motors Co	Bank of America Merrill Lynch	48,269
(2,221)	General Motors Co	Bank of America Merrill Lynch	(2,621)
(223)	General Motors Co	Goldman Sachs	(709)
(10,060)	General Motors Co	HSBC	(7,105)
19,020	General Motors Co	Morgan Stanley	43,366
(2,853)	Generation Bio Co	Bank of America Merrill Lynch	856
(4,612)	Generation Bio Co	Barclays Bank	(600)
(6,518)	Generation Bio Co	Goldman Sachs	1,955
(2,860)	Generation Bio Co	HSBC	86
(781)	Genesco Inc	Bank of America Merrill Lynch	1,078
(3,062)	Genesco Inc	Barclays Bank	(8,839)
(7,863)	Genesco Inc	Goldman Sachs	10,780

保有高	銘柄	取引相手	未実現純利益/(損) (米ドル)
	米国(続き)		
(5,533)	Genesco Inc	HSBC	5,694
(33,193)	Genie Energy Ltd 'B'	Bank of America Merrill Lynch	(16,597)
(5,009)	Genie Energy Ltd 'B'	Barclays Bank	(3,456)
(18,827)	Genie Energy Ltd 'B'	Goldman Sachs	(9,414)
(7,176)	Genie Energy Ltd 'B'	HSBC	(12,271)
(13,576)	Genie Energy Ltd 'B'	Morgan Stanley	(9,367)
(64,713)	Genius Brands International Inc	Barclays Bank	602
(63,035)	Genius Brands International Inc	Morgan Stanley	586
4,441	Genpact Ltd	Bank of America Merrill Lynch	6,750
6,904	Genpact Ltd	Barclays Bank	14,706
34,929	Genpact Ltd	Goldman Sachs	53,092
12,458	Genpact Ltd	HSBC	53,694
4,072	Genpact Ltd	Morgan Stanley	8,674
5,618	Genprex Inc	Barclays Bank	(449)
4,965	Genprex Inc	Goldman Sachs	(149)
9,799	Genprex Inc	HSBC	980
4,105	Genprex Inc	Morgan Stanley	(328)
(26,428)	Gentex Corp	Bank of America Merrill Lynch	(40,594)
(26,002)	Gentex Corp	Barclays Bank	(33,283)
(60,588)	Gentex Corp	Goldman Sachs	(104,314)
(66,264)	Gentex Corp	HSBC	(119,938)
(28,964)	Gentex Corp	Morgan Stanley	(37,074)
(1,079)	Gentherm Inc	Bank of America Merrill Lynch	(1,597)
(7,239)	Gentherm Inc	Barclays Bank	(652)
(5,630)	Gentherm Inc	Goldman Sachs	(8,332)
(5,250)	Gentherm Inc	HSBC	(3,255)
999	Genuine Parts Co	Bank of America Merrill Lynch	659
8,526	Genuine Parts Co	Goldman Sachs	5,627
9,309	Genuine Parts Co	HSBC	46,452
1,389	Genuine Parts Co	Morgan Stanley	10,126
(14,635)	Genworth Financial Inc 'A'	Bank of America Merrill Lynch	(1,192)
(24,127)	Genworth Financial Inc 'A'	Barclays Bank	(3,137)
(46,036)	Genworth Financial Inc 'A'	Goldman Sachs	(5,110)
(20,133)	Genworth Financial Inc 'A'	HSBC	(1,034)
(10,122)	Geospace Technologies Corp	Bank of America Merrill Lynch	(11,843)
(10,773)	Geospace Technologies Corp	Barclays Bank	(5,817)
(16,314)	Geospace Technologies Corp	Goldman Sachs	(19,087)
(7,864)	Geospace Technologies Corp	Morgan Stanley	(4,247)
(5,508)	German American Bancorp Inc	Bank of America Merrill Lynch	(14,813)
(1,774)	German American Bancorp Inc	Barclays Bank	(1,721)
(2,635)	German American Bancorp Inc	Goldman Sachs	(4,919)
(1,652)	German American Bancorp Inc	HSBC	(763)
(38,702)	German American Bancorp Inc	Morgan Stanley	(36,775)
(193,284)	Geron Corp	Barclays Bank	(19,328)
(11,763)	Getty Realty Corp (REIT)	Bank of America Merrill Lynch	(9,881)
(33,100)	Getty Realty Corp (REIT)	Barclays Bank	(26,811)
(34,924)	Getty Realty Corp (REIT)	Goldman Sachs	(29,336)
(25,735)	Getty Realty Corp (REIT)	HSBC	(53,132)
(3,009)	Getty Realty Corp (REIT)	Morgan Stanley	(2,437)
(79,115)	Gevo Inc	Barclays Bank	(34,019)
4,792	Gibraltar Industries Inc	Bank of America Merrill Lynch	18,689
8,918	Gibraltar Industries Inc	Barclays Bank	12,753
9,675	Gibraltar Industries Inc	Goldman Sachs	37,732
8,835	Gibraltar Industries Inc	HSBC	(3,357)
15,937	G-III Apparel Group Ltd	Barclays Bank	32,352
17,755	G-III Apparel Group Ltd	Goldman Sachs	2,663
14,870	G-III Apparel Group Ltd	HSBC	(1,222)
4,461	G-III Apparel Group Ltd	Morgan Stanley	9,056
(19,283)	Gilead Sciences Inc	Barclays Bank	(4,628)
(15,056)	Gilead Sciences Inc	Goldman Sachs	(24,993)
(33,725)	Gilead Sciences Inc	HSBC	(83,644)
(10,480)	Ginkgo Bioworks Holdings Inc	Barclays Bank	(4,244)

保有高	銘柄	取引相手	未実現純利益/(損) (米ドル)
米国(続き)			
(48,128)	Ginkgo Bioworks Holdings Inc	Goldman Sachs	(31,524)
(12,267)	Ginkgo Bioworks Holdings Inc	Morgan Stanley	(4,968)
(5,792)	Gitlab Inc 'A'	Barclays Bank	(19,924)
(5,989)	Gitlab Inc 'A'	Goldman Sachs	(8,744)
(4,213)	Gitlab Inc 'A'	Morgan Stanley	(14,493)
13,496	Glacier Bancorp Inc	Bank of America Merrill Lynch	36,590
24,563	Glacier Bancorp Inc	Barclays Bank	40,038
8,372	Glacier Bancorp Inc	Goldman Sachs	11,794
4,086	Glacier Bancorp Inc	HSBC	7,240
9,277	Glacier Bancorp Inc	Morgan Stanley	15,122
(2,086)	Gladstone Commercial Corp (REIT)	Bank of America Merrill Lynch	(1,631)
(71,567)	Gladstone Commercial Corp (REIT)	Barclays Bank	(46,519)
(55,718)	Gladstone Commercial Corp (REIT)	Goldman Sachs	(10,586)
(4,535)	Gladstone Commercial Corp (REIT)	HSBC	(3,409)
(19,784)	Gladstone Commercial Corp (REIT)	Morgan Stanley	(12,860)
2,830	Gladstone Land Corp (REIT)	Goldman Sachs	2,179
(50,233)	Glatfelter Corp	Barclays Bank	(28,633)
(15,658)	Glatfelter Corp	Goldman Sachs	(13,466)
(6,239)	Glatfelter Corp	HSBC	(3,057)
(663)	Glaukos Corp	Bank of America Merrill Lynch	(1,618)
(671)	Glaukos Corp	Barclays Bank	(242)
(2,613)	Glaukos Corp	Goldman Sachs	(6,376)
(7,125)	Glaukos Corp	HSBC	(39,540)
(1,046)	Glaukos Corp	Morgan Stanley	(377)
(1,304)	Global Blood Therapeutics Inc	Bank of America Merrill Lynch	3,012
(757)	Global Blood Therapeutics Inc	Barclays Bank	1,075
(4,912)	Global Blood Therapeutics Inc	Goldman Sachs	11,347
(8,381)	Global Blood Therapeutics Inc	HSBC	(15,020)
(2,279)	Global Blood Therapeutics Inc	Morgan Stanley	3,236
3,201	Global Indemnity Group LLC 'A'	Barclays Bank	1,440
10,458	Global Indemnity Group LLC 'A'	Goldman Sachs	14,223
2,515	Global Indemnity Group LLC 'A'	HSBC	2,440
3,905	Global Indemnity Group LLC 'A'	Morgan Stanley	1,757
(2,100)	Global Industrial Co	Bank of America Merrill Lynch	(1,932)
(9,707)	Global Industrial Co	Barclays Bank	(20,773)
(3,007)	Global Industrial Co	Morgan Stanley	(6,435)
(9,186)	Global Medical Inc (REIT)	Bank of America Merrill Lynch	(92)
(67,443)	Global Medical Inc (REIT)	Barclays Bank	(33,047)
(117,089)	Global Medical Inc (REIT)	Goldman Sachs	(1,171)
(107,204)	Global Medical Inc (REIT)	HSBC	(20,369)
(10,955)	Global Medical Inc (REIT)	Morgan Stanley	(5,368)
20,367	Global Payments Inc	Barclays Bank	111,815
4,940	Global Payments Inc	Goldman Sachs	52,216
6,977	Global Payments Inc	HSBC	82,275
12,798	Global Water Resources Inc	Barclays Bank	6,015
25,004	Global Water Resources Inc	Goldman Sachs	24,254
14,225	Global Water Resources Inc	Morgan Stanley	6,686
(2,125)	GLOBALFOUNDRIES Inc	Barclays Bank	(8,914)
(123)	GLOBALFOUNDRIES Inc	HSBC	(794)
(16,972)	GLOBALFOUNDRIES Inc	Morgan Stanley	(71,198)
(125,494)	Globalstar Inc	Barclays Bank	(8,785)
747	Globant SA	Bank of America Merrill Lynch	11,877
(1,131)	Globant SA	Barclays Bank	(4,886)
726	Globant SA	Barclays Bank	1,358
(1,736)	Globant SA	Goldman Sachs	(14,443)
(529)	Globant SA	HSBC	(10,128)
864	Globant SA	HSBC	8,354
(279)	Globant SA	Morgan Stanley	(1,924)
2,498	Globus Medical Inc 'A'	Bank of America Merrill Lynch	5,720
13,008	Globus Medical Inc 'A'	Barclays Bank	5,073
2,791	Globus Medical Inc 'A'	Goldman Sachs	6,391
9,297	Globus Medical Inc 'A'	HSBC	55,038

保有高	銘柄	取引相手	未実現純利益/(損) (米ドル)
米国(続き)			
(8,222)	GlycoMimetics Inc	Bank of America Merrill Lynch	(250)
(52,340)	GlycoMimetics Inc	HSBC	(497)
5,043	GMS Inc	Bank of America Merrill Lynch	9,305
9,411	GMS Inc	Barclays Bank	21,269
4,104	GMS Inc	Goldman Sachs	8,537
5,283	GMS Inc	HSBC	9,973
239	GoDaddy Inc 'A'	Bank of America Merrill Lynch	796
8,608	GoDaddy Inc 'A'	Barclays Bank	24,102
(1,535)	GoDaddy Inc 'A'	Barclays Bank	(4,298)
2,177	GoDaddy Inc 'A'	Goldman Sachs	7,467
6,471	GoDaddy Inc 'A'	HSBC	26,670
5,215	GoDaddy Inc 'A'	Morgan Stanley	13,535
(8,076)	Gogo Inc	Barclays Bank	(15,910)
(6,160)	Gogo Inc	Morgan Stanley	(12,135)
57,878	GoHealth Inc 'A'	Bank of America Merrill Lynch	12,305
74,716	GoHealth Inc 'A'	Barclays Bank	14,196
69,842	GoHealth Inc 'A'	Goldman Sachs	14,848
104,264	GoHealth Inc 'A'	HSBC	19,852
41,351	GoHealth Inc 'A'	Morgan Stanley	7,857
1,476	Golar LNG Ltd	Barclays Bank	2,849
3,856	Golar LNG Ltd	Goldman Sachs	8,290
6,814	Golar LNG Ltd	HSBC	35,773
4,627	Golar LNG Ltd	Morgan Stanley	8,930
29,466	Gold Resource Corp	Barclays Bank	(2,652)
48,144	Gold Resource Corp	Goldman Sachs	(3,370)
28,944	Gold Resource Corp	HSBC	4,342
79,651	Gold Resource Corp	Morgan Stanley	(7,169)
(27,711)	Golden Bull Ltd	Barclays Bank	(4,018)
5,159	Golden Entertainment Inc	Bank of America Merrill Lynch	11,040
5,351	Golden Entertainment Inc	Barclays Bank	24,240
718	Golden Entertainment Inc	Goldman Sachs	1,537
2,842	Golden Entertainment Inc	HSBC	11,721
1,252	Golden Entertainment Inc	Morgan Stanley	5,672
(9,896)	Goldman Sachs Group Inc	Barclays Bank	(99,851)
(3,348)	Goldman Sachs Group Inc	HSBC	(65,587)
(197)	Goldman Sachs Group Inc	Morgan Stanley	(1,988)
(18,231)	GoodRx Holdings Inc 'A'	Barclays Bank	7,657
(12,490)	GoodRx Holdings Inc 'A'	Goldman Sachs	4,621
(10,633)	GoodRx Holdings Inc 'A'	HSBC	31,368
(11,995)	GoodRx Holdings Inc 'A'	Morgan Stanley	5,038
8,136	Goodyear Tire & Rubber Co	Bank of America Merrill Lynch	7,039
35,294	Goodyear Tire & Rubber Co	Barclays Bank	25,059
17,292	Goodyear Tire & Rubber Co	Goldman Sachs	11,532
64,361	Goodyear Tire & Rubber Co	HSBC	77,627
29,355	Goodyear Tire & Rubber Co	Morgan Stanley	20,842
(7,673)	Goosehead Insurance Inc 'A'	Barclays Bank	(29,387)
(5,873)	Goosehead Insurance Inc 'A'	Goldman Sachs	(29,952)
(4,631)	Goosehead Insurance Inc 'A'	HSBC	(14,473)
(1,381)	Goosehead Insurance Inc 'A'	Morgan Stanley	(5,289)
36,589	GoPro Inc 'A'	Barclays Bank	6,220
17,696	GoPro Inc 'A'	Goldman Sachs	(708)
(773)	Gorman-Rupp Co	Bank of America Merrill Lynch	487
(9,133)	Gorman-Rupp Co	Barclays Bank	(5,114)
(18,985)	Gorman-Rupp Co	Goldman Sachs	11,961
(760)	Gorman-Rupp Co	Morgan Stanley	(426)
(30,142)	Gossamer Bio Inc	Goldman Sachs	34,362
5,705	Graco Inc	Bank of America Merrill Lynch	3,203
(23,454)	Graco Inc	Barclays Bank	(43,390)
8,754	Graco Inc	Goldman Sachs	15,927
(8,383)	Graco Inc	Goldman Sachs	(18,325)
15,668	Graco Inc	HSBC	23,189
(6,120)	Graco Inc	HSBC	(9,259)

保有高	銘柄	取引相手	未実現純利益/(損) (米ドル)
米国(続き)			
17,174	Graco Inc	Morgan Stanley	28,162
(10,915)	GrafTech International Ltd	Bank of America Merrill Lynch	(3,929)
(61,295)	GrafTech International Ltd	Barclays Bank	(29,422)
(50,846)	GrafTech International Ltd	Goldman Sachs	(18,305)
(8,488)	GrafTech International Ltd	Morgan Stanley	(4,074)
(10,974)	Graham Corp	Bank of America Merrill Lynch	(549)
(7,047)	Graham Corp	Barclays Bank	5,215
(2,287)	Graham Corp	Goldman Sachs	(114)
(1,586)	Graham Corp	HSBC	(238)
(130)	Graham Holdings Co 'B'	Barclays Bank	(1,519)
(649)	Graham Holdings Co 'B'	Goldman Sachs	(3,076)
(1,663)	Graham Holdings Co 'B'	HSBC	(6,014)
(34)	Graham Holdings Co 'B'	Morgan Stanley	(397)
(3,845)	Grand Canyon Education Inc	Barclays Bank	(3,115)
(9,365)	Grand Canyon Education Inc	Goldman Sachs	(17,045)
(1,175)	Grand Canyon Education Inc	HSBC	2,350
1,411	Granite Construction Inc	Bank of America Merrill Lynch	2,342
7,851	Granite Construction Inc	Barclays Bank	5,025
21,529	Granite Construction Inc	Goldman Sachs	35,738
4,167	Granite Construction Inc	HSBC	10,388
3,391	Granite Construction Inc	Morgan Stanley	2,170
(7,551)	Granite Point Mortgage Trust Inc (REIT)	Bank of America Merrill Lynch	(5,953)
(10,115)	Granite Point Mortgage Trust Inc (REIT)	Barclays Bank	(5,583)
(30,498)	Granite Point Mortgage Trust Inc (REIT)	Goldman Sachs	(28,045)
(8,314)	Granite Point Mortgage Trust Inc (REIT)	HSBC	(7,772)
(7,172)	Granite Point Mortgage Trust Inc (REIT)	Morgan Stanley	(4,447)
(20,157)	Graphic Packaging Holding Co	Barclays Bank	(33,864)
(76,407)	Graphic Packaging Holding Co	Goldman Sachs	(109,262)
(47,053)	Graphic Packaging Holding Co	HSBC	(53,640)
(53,995)	Graphic Packaging Holding Co	Morgan Stanley	(90,712)
(8,416)	Graphite Bio Inc	Morgan Stanley	(168)
(5,211)	Gray Television Inc	Barclays Bank	2,814
(48,898)	Gray Television Inc	HSBC	(57,211)
(120,488)	Great Lakes Dredge & Dock Corp	Barclays Bank	(24,098)
(80,238)	Great Lakes Dredge & Dock Corp	Goldman Sachs	(48,143)
(7,560)	Great Lakes Dredge & Dock Corp	Morgan Stanley	(1,512)
(5,137)	Great Southern Bancorp Inc	Bank of America Merrill Lynch	(7,654)
(10,796)	Great Southern Bancorp Inc	Barclays Bank	(13,495)
(24,025)	Great Southern Bancorp Inc	Goldman Sachs	(35,797)
(9,374)	Great Southern Bancorp Inc	HSBC	(562)
(4,367)	Great Southern Bancorp Inc	Morgan Stanley	(5,459)
1,063	Green Brick Partners Inc	Bank of America Merrill Lynch	1,658
14,421	Green Brick Partners Inc	Barclays Bank	29,851
8,121	Green Brick Partners Inc	Goldman Sachs	12,669
4,341	Green Brick Partners Inc	HSBC	8,473
9,648	Green Brick Partners Inc	Morgan Stanley	19,971
(10,781)	Green Dot Corp 'A'	Barclays Bank	(4,420)
(3,351)	Green Dot Corp 'A'	HSBC	(14,342)
(3,048)	Green Plains Inc	Barclays Bank	2,438
(10,009)	Green Plains Inc	Goldman Sachs	(19,317)
(799)	Green Plains Inc	Morgan Stanley	639
(3,986)	Greenbrier Cos Inc	Bank of America Merrill Lynch	4,544
(10,462)	Greenbrier Cos Inc	Barclays Bank	(9,416)
(9,681)	Greenbrier Cos Inc	Goldman Sachs	11,036
(4,723)	Greenbrier Cos Inc	HSBC	(656)
(2,397)	Greene County Bancorp Inc	Bank of America Merrill Lynch	(12,201)
(2,148)	Greene County Bancorp Inc	Barclays Bank	(7,582)
(2,856)	Greene County Bancorp Inc	Goldman Sachs	(14,537)
(2,486)	Greene County Bancorp Inc	HSBC	(12,877)
(915)	Greene County Bancorp Inc	Morgan Stanley	(3,230)
(6,593)	Greenhill & Co Inc	Bank of America Merrill Lynch	2,176
(3,024)	Greenhill & Co Inc	Barclays Bank	(2,812)

保有高	銘柄	取引相手	未実現純利益/(損) (米ドル)
米国(続き)			
(8,530)	Greenhill & Co Inc	Goldman Sachs	1,879
(8,941)	Greenhill & Co Inc	HSBC	(211)
(14,892)	Greenhill & Co Inc	Morgan Stanley	(13,850)
37,267	Greenlight Capital Re Ltd 'A'	Barclays Bank	16,025
28,242	Greenlight Capital Re Ltd 'A'	Goldman Sachs	6,213
2,236	Greif Inc 'A'	Bank of America Merrill Lynch	(3,659)
7,716	Greif Inc 'A'	Barclays Bank	(10,571)
11,183	Greif Inc 'A'	Goldman Sachs	(12,189)
12,254	Greif Inc 'A'	HSBC	9,873
1,893	Greif Inc 'A'	Morgan Stanley	(2,593)
(6,254)	Greif Inc 'B'	Barclays Bank	(1,188)
(8,143)	Greif Inc 'B'	Goldman Sachs	(5,212)
(7,923)	Grid Dynamics Holdings Inc	Barclays Bank	(9,191)
(5,141)	Grid Dynamics Holdings Inc	HSBC	(3,599)
13,414	Griffon Corp	Barclays Bank	9,658
2,437	Griffon Corp	Goldman Sachs	1,852
22,347	Gritstone bio Inc	Barclays Bank	4,916
12,205	Gritstone bio Inc	Goldman Sachs	1,221
4,398	Gritstone bio Inc	HSBC	44
(2,430)	Grocery Outlet Holding Corp	Bank of America Merrill Lynch	(5,346)
4,351	Grocery Outlet Holding Corp	Barclays Bank	(348)
(1,990)	Grocery Outlet Holding Corp	Goldman Sachs	(6,354)
(4,295)	Grocery Outlet Holding Corp	HSBC	(25,255)
60	Grocery Outlet Holding Corp	HSBC	353
(1,654)	Grocery Outlet Holding Corp	Morgan Stanley	117
2,014	Grocery Outlet Holding Corp	Morgan Stanley	(161)
(676)	Group 1 Automotive Inc	Bank of America Merrill Lynch	642
(1,344)	Group 1 Automotive Inc	Goldman Sachs	9
(2,797)	Group 1 Automotive Inc	HSBC	(8,243)
(1,187)	Group 1 Automotive Inc	Morgan Stanley	(8,576)
(575)	Groupon Inc	Bank of America Merrill Lynch	(615)
(8,424)	Groupon Inc	Barclays Bank	(25,777)
(6,677)	Groupon Inc	Goldman Sachs	(7,144)
(44,670)	GrowGeneration Corp	Bank of America Merrill Lynch	(447)
(35,373)	GrowGeneration Corp	Barclays Bank	(11,673)
(18,147)	GrowGeneration Corp	HSBC	(1,633)
(34,014)	GSI Technology Inc	Bank of America Merrill Lynch	(22,789)
(21,599)	GSI Technology Inc	Barclays Bank	(2,808)
(36,279)	GSI Technology Inc	Goldman Sachs	(24,307)
(5,803)	GSI Technology Inc	Morgan Stanley	(754)
27,917	GTX Inc	Bank of America Merrill Lynch	28,615
7,571	GTX Inc	Goldman Sachs	7,753
59	GTX Inc	Morgan Stanley	60
880	Guaranty Bancshares Inc	Bank of America Merrill Lynch	(114)
9,786	Guaranty Bancshares Inc	Barclays Bank	4,599
4,160	Guaranty Bancshares Inc	Goldman Sachs	4,493
6,173	Guaranty Bancshares Inc	Morgan Stanley	2,901
2,516	Guardant Health Inc	Barclays Bank	7,825
5,100	Guardant Health Inc	Goldman Sachs	32,379
(3,799)	Guardant Health Inc	Morgan Stanley	(11,815)
1,513	Guardant Health Inc	Morgan Stanley	4,705
(18,385)	Guess? Inc	Bank of America Merrill Lynch	6,991
(39,008)	Guess? Inc	Morgan Stanley	(61,761)
3,027	Guidewire Software Inc	Bank of America Merrill Lynch	2,603
17,366	Guidewire Software Inc	Barclays Bank	45,846
15,870	Guidewire Software Inc	Goldman Sachs	13,648
3,837	Guidewire Software Inc	HSBC	23,214
17,261	Guidewire Software Inc	Morgan Stanley	45,569
130	Guild Holdings Co 'A'	Barclays Bank	55
(32,922)	Gulf Island Fabrication Inc	Goldman Sachs	5,597
(16,100)	Gulf Island Fabrication Inc	Morgan Stanley	-
1,145	Gulport Energy Corp	Goldman Sachs	11,204

保有高	銘柄	取引相手	未実現純利益/(損) (米ドル)
	米国(続き)		
3,243	GXO Logistics Inc	Bank of America Merrill Lynch	7,589
(7,043)	GXO Logistics Inc	Barclays Bank	(23,383)
(2,812)	GXO Logistics Inc	Goldman Sachs	(6,580)
3,256	GXO Logistics Inc	Goldman Sachs	7,619
(1,511)	H&E Equipment Services Inc	Bank of America Merrill Lynch	(1,855)
(6,296)	H&E Equipment Services Inc	Barclays Bank	(10,829)
(20,254)	H&E Equipment Services Inc	Goldman Sachs	(32,226)
(883)	H&E Equipment Services Inc	HSBC	(819)
18,985	H&R Block Inc	Barclays Bank	37,400
(8,503)	H&R Block Inc	Barclays Bank	(16,751)
10,935	Hackett Group Inc	Bank of America Merrill Lynch	(12,357)
6,199	Hackett Group Inc	Barclays Bank	4,029
24,584	Hackett Group Inc	Goldman Sachs	(27,780)
35,135	Hackett Group Inc	HSBC	(132,459)
18,635	Hackett Group Inc	Morgan Stanley	12,113
1,720	Haemonetics Corp	Goldman Sachs	9,856
(8,314)	Haemonetics Corp	Goldman Sachs	(47,639)
(2,395)	Haemonetics Corp	HSBC	(33,674)
(24,621)	Hagerty Inc 'A'	HSBC	(85,927)
10,280	Hain Celestial Group Inc	Bank of America Merrill Lynch	(6,682)
(5,267)	Hain Celestial Group Inc	Barclays Bank	(5,530)
13,544	Hain Celestial Group Inc	Barclays Bank	14,221
1,519	Hain Celestial Group Inc	Goldman Sachs	(987)
(13,788)	Hain Celestial Group Inc	HSBC	(11,858)
1,139	Hain Celestial Group Inc	HSBC	238
(12,489)	Hall of Fame Resort & Entertainment Co	Goldman Sachs	116
(29,482)	Hall of Fame Resort & Entertainment Co	HSBC	2,132
22,036	Halliburton Co	Barclays Bank	70,295
(17,420)	Halliburton Co	Barclays Bank	(55,476)
42,305	Halliburton Co	Goldman Sachs	167,105
(16,538)	Halliburton Co	Goldman Sachs	(65,325)
41,449	Halliburton Co	HSBC	338,224
(3,187)	Halliburton Co	HSBC	(18,132)
27,467	Halliburton Co	Morgan Stanley	87,620
2,420	Hallmark Financial Services Inc	Goldman Sachs	(12)
25,666	Hallmark Financial Services Inc	Morgan Stanley	1,925
(664)	Halozyne Therapeutics Inc	Barclays Bank	(2,032)
2,155	Halozyne Therapeutics Inc	Barclays Bank	6,594
(7,832)	Halozyne Therapeutics Inc	Goldman Sachs	(44,642)
(19,287)	Halozyne Therapeutics Inc	HSBC	(193,642)
9,805	Halozyne Therapeutics Inc	HSBC	98,442
2,280	Hamilton Beach Brands Holding Co 'A'	Bank of America Merrill Lynch	1,915
5,551	Hamilton Beach Brands Holding Co 'A'	Barclays Bank	3,220
2,733	Hamilton Beach Brands Holding Co 'A'	Goldman Sachs	2,296
3,408	Hamilton Beach Brands Holding Co 'A'	HSBC	1,329
8,420	Hamilton Beach Brands Holding Co 'A'	Morgan Stanley	4,884
1,147	Hamilton Lane Inc 'A'	Bank of America Merrill Lynch	4,968
3,190	Hamilton Lane Inc 'A'	Goldman Sachs	14,753
15,779	Hamilton Lane Inc 'A'	HSBC	63,275
3,113	Hamilton Lane Inc 'A'	Morgan Stanley	11,646
16,199	Hancock Whitney Corp	Bank of America Merrill Lynch	47,734
36,770	Hancock Whitney Corp	Barclays Bank	51,110
30,545	Hancock Whitney Corp	Goldman Sachs	96,828
30,264	Hancock Whitney Corp	HSBC	75,660
(13,503)	Hanesbrands Inc	Bank of America Merrill Lynch	12,693
3,798	Hanesbrands Inc	Bank of America Merrill Lynch	(3,570)
(8,508)	Hanesbrands Inc	Barclays Bank	(1,021)
26,800	Hanesbrands Inc	Barclays Bank	3,216
(13,351)	Hanesbrands Inc	Goldman Sachs	12,550
5,518	Hanesbrands Inc	Goldman Sachs	(5,187)
(19,316)	Hanesbrands Inc	HSBC	12,567
11,183	Hanesbrands Inc	HSBC	(9,282)

保有高	銘柄	取引相手	未実現純利益/(損) (米ドル)
	米国(続き)		
(11,970)	Hanesbrands Inc	Morgan Stanley	(1,436)
9,426	Hanger Inc	Barclays Bank	5,373
11,656	Hanger Inc	Goldman Sachs	6,061
4,910	Hanger Inc	HSBC	(495)
(4,929)	Hanmi Financial Corp	Bank of America Merrill Lynch	(6,891)
(16,908)	Hanmi Financial Corp	Barclays Bank	(12,048)
(396)	Hanmi Financial Corp	Goldman Sachs	(297)
(8,462)	Hanmi Financial Corp	HSBC	(5,712)
(5,770)	Hanmi Financial Corp	Morgan Stanley	(2,038)
1,444	Hannon Armstrong Sustainable Infrastructure Capital Inc (REIT)	Bank of America Merrill Lynch	2,845
(2,697)	Hannon Armstrong Sustainable Infrastructure Capital Inc (REIT)	Bank of America Merrill Lynch	(5,313)
(5,762)	Hannon Armstrong Sustainable Infrastructure Capital Inc (REIT)	Barclays Bank	(11,230)
3,865	Hannon Armstrong Sustainable Infrastructure Capital Inc (REIT)	Goldman Sachs	7,614
(8,412)	Hannon Armstrong Sustainable Infrastructure Capital Inc (REIT)	Goldman Sachs	(16,572)
4,916	Hannon Armstrong Sustainable Infrastructure Capital Inc (REIT)	HSBC	4,129
(6,007)	Hannon Armstrong Sustainable Infrastructure Capital Inc (REIT)	HSBC	(5,673)
10,310	Hanover Insurance Group Inc	Barclays Bank	20,723
(1,772)	Hanover Insurance Group Inc	Barclays Bank	(3,562)
23,566	Hanover Insurance Group Inc	Goldman Sachs	68,577
(2,051)	Hanover Insurance Group Inc	Goldman Sachs	(6,279)
6,708	Hanover Insurance Group Inc	HSBC	(3,220)
(957)	Hanover Insurance Group Inc	HSBC	(1,517)
11,766	Hanover Insurance Group Inc	Morgan Stanley	23,650
(215)	Hanover Insurance Group Inc	Morgan Stanley	(432)
(2,046)	HarborOne Bancorp Inc	Bank of America Merrill Lynch	(104)
(6,337)	HarborOne Bancorp Inc	Barclays Bank	(1,774)
(13,325)	HarborOne Bancorp Inc	Goldman Sachs	(6,868)
(40,037)	HarborOne Bancorp Inc	HSBC	(9,741)
(56,283)	HarborOne Bancorp Inc	Morgan Stanley	(15,755)
1,147	Harley-Davidson Inc	Bank of America Merrill Lynch	(1,537)
13,038	Harley-Davidson Inc	Barclays Bank	35,198
12,234	Harley-Davidson Inc	Goldman Sachs	(16,394)
3,949	Harley-Davidson Inc	HSBC	(3,750)
3,520	Harley-Davidson Inc	Morgan Stanley	10,349
45,708	Harmonic Inc	Barclays Bank	20,569
387	Harmonic Inc	Goldman Sachs	298
3,769	Harmony Biosciences Holdings Inc	Barclays Bank	10,289
3,084	Harmony Biosciences Holdings Inc	Goldman Sachs	13,724
14,426	Harpoon Therapeutics Inc	Barclays Bank	(1,010)
10,227	Harpoon Therapeutics Inc	Goldman Sachs	(2,966)
6,276	Harpoon Therapeutics Inc	HSBC	816
2,213	Harpoon Therapeutics Inc	Morgan Stanley	(155)
2,467	Harrow Health Inc	Barclays Bank	321
(16,832)	Harsco Corp	Barclays Bank	(5,891)
(11,026)	Harsco Corp	Goldman Sachs	(3,528)
(18,616)	Harsco Corp	HSBC	(6,702)
(308)	Harsco Corp	Morgan Stanley	(108)
22,886	Hartford Financial Services Group Inc	Bank of America Merrill Lynch	62,106
20,205	Hartford Financial Services Group Inc	Barclays Bank	66,475
6,063	Hartford Financial Services Group Inc	Goldman Sachs	16,128
44,769	Hartford Financial Services Group Inc	HSBC	57,176
25,640	Hartford Financial Services Group Inc	Morgan Stanley	84,650
(7,730)	Harvard Bioscience Inc	Bank of America Merrill Lynch	(464)
(11,835)	Harvard Bioscience Inc	Barclays Bank	1,065
(22,751)	Harvard Bioscience Inc	Goldman Sachs	(1,398)
(137)	Hasbro Inc	Bank of America Merrill Lynch	555
(2,491)	Hasbro Inc	Barclays Bank	(5,455)
(15,849)	Hasbro Inc	Goldman Sachs	59,389
(24,430)	Hasbro Inc	HSBC	44,124
(2,775)	Hasbro Inc	Morgan Stanley	(6,077)
1,523	Haverty Furniture Cos Inc	Bank of America Merrill Lynch	(426)
7,914	Haverty Furniture Cos Inc	Barclays Bank	13,533

保有高	銘柄	取引相手	未実現純利益/(損) (米ドル)
米国(続き)			
8,173	Haverty Furniture Cos Inc	Goldman Sachs	(2,288)
2,776	Haverty Furniture Cos Inc	HSBC	56
13,643	Haverty Furniture Cos Inc	Morgan Stanley	23,330
(37,045)	Hawaiian Electric Industries Inc	Bank of America Merrill Lynch	(17,781)
(6,547)	Hawaiian Electric Industries Inc	Barclays Bank	(5,696)
(19,159)	Hawaiian Electric Industries Inc	Goldman Sachs	(9,196)
(8,733)	Hawaiian Electric Industries Inc	HSBC	(7,074)
(26,311)	Hawaiian Electric Industries Inc	Morgan Stanley	(22,891)
6,252	Hawaiian Holdings Inc	Bank of America Merrill Lynch	16,005
18,126	Hawaiian Holdings Inc	Barclays Bank	21,932
29,903	Hawaiian Holdings Inc	Goldman Sachs	76,552
19,079	Hawaiian Holdings Inc	HSBC	41,211
3,747	Hawaiian Holdings Inc	Morgan Stanley	4,534
22,262	Hawkins Inc	Barclays Bank	30,054
(1,567)	Hawthorn Bancshares Inc	Bank of America Merrill Lynch	(1,442)
(509)	Hawthorn Bancshares Inc	Barclays Bank	(239)
(378)	Hawthorn Bancshares Inc	Goldman Sachs	(348)
(3,979)	Hawthorn Bancshares Inc	Morgan Stanley	(1,870)
(18,516)	Haynes International Inc	Goldman Sachs	(44,809)
(12,186)	Haynes International Inc	HSBC	(15,476)
(9,819)	Hayward Holdings Inc	Bank of America Merrill Lynch	(8,542)
(13,492)	Hayward Holdings Inc	Barclays Bank	(9,040)
(22,140)	Hayward Holdings Inc	Goldman Sachs	(19,261)
(32,440)	Hayward Holdings Inc	HSBC	(41,832)
(3,383)	Hayward Holdings Inc	Morgan Stanley	(2,267)
3,171	HB Fuller Co	Bank of America Merrill Lynch	14,129
17,524	HB Fuller Co	Barclays Bank	22,255
1,894	HB Fuller Co	HSBC	8,450
694	HB Fuller Co	Morgan Stanley	881
36,794	HBT Financial Inc	Barclays Bank	30,907
25,792	HBT Financial Inc	Goldman Sachs	21,149
13,473	HBT Financial Inc	HSBC	4,581
36,220	HBT Financial Inc	Morgan Stanley	30,425
(398)	HCA Healthcare Inc	Bank of America Merrill Lynch	(3,245)
(8,004)	HCA Healthcare Inc	Barclays Bank	(68,034)
(2,899)	HCA Healthcare Inc	Goldman Sachs	(5,508)
(2,129)	HCA Healthcare Inc	HSBC	22,482
(480)	HCA Healthcare Inc	Morgan Stanley	(4,388)
2,851	HCI Group Inc	Barclays Bank	4,191
3,523	HCI Group Inc	Goldman Sachs	11,125
2,384	HCI Group Inc	HSBC	(6,556)
1,346	HCI Group Inc	Morgan Stanley	1,979
25,006	Health Catalyst Inc	Bank of America Merrill Lynch	(2,000)
2,219	Health Catalyst Inc	Barclays Bank	654
27,446	Health Catalyst Inc	Goldman Sachs	(2,196)
9,685	Health Catalyst Inc	HSBC	15,593
2,617	Health Catalyst Inc	Morgan Stanley	1,875
21,655	Healthcare Realty Trust Inc (REIT)	Bank of America Merrill Lynch	3,032
(7,343)	Healthcare Realty Trust Inc (REIT)	Bank of America Merrill Lynch	(1,028)
(2,119)	Healthcare Realty Trust Inc (REIT)	Barclays Bank	-
23,943	Healthcare Realty Trust Inc (REIT)	Barclays Bank	-
4,793	Healthcare Realty Trust Inc (REIT)	Goldman Sachs	1,755
(6,337)	Healthcare Realty Trust Inc (REIT)	HSBC	4
11,821	Healthcare Realty Trust Inc (REIT)	Morgan Stanley	-
(1,289)	Healthcare Services Group Inc	Bank of America Merrill Lynch	464
(18,148)	Healthcare Services Group Inc	Barclays Bank	(1,815)
(17,259)	Healthcare Services Group Inc	Goldman Sachs	6,213
(4,184)	Healthcare Services Group Inc	HSBC	(628)
(9,633)	Healthcare Services Group Inc	Morgan Stanley	(963)
(89,972)	Healthcare Trust of America Inc 'A' (REIT)	Barclays Bank	(24,292)
(47,320)	Healthcare Trust of America Inc 'A' (REIT)	Goldman Sachs	(8,162)
(9,678)	Healthcare Trust of America Inc 'A' (REIT)	HSBC	(5,423)

保有高	銘柄	取引相手	未実現純利益/(損) (米ドル)
米国(続き)			
(6,207)	Healthcare Trust of America Inc 'A' (REIT)	Morgan Stanley	(1,676)
(541)	HealthEquity Inc	Bank of America Merrill Lynch	(666)
2,054	HealthEquity Inc	Bank of America Merrill Lynch	10,435
(4,454)	HealthEquity Inc	Barclays Bank	(12,649)
1,909	HealthEquity Inc	Barclays Bank	5,422
(2,127)	HealthEquity Inc	Goldman Sachs	(11,975)
11,881	HealthEquity Inc	Goldman Sachs	66,890
(656)	HealthEquity Inc	HSBC	(2,407)
4,264	HealthEquity Inc	HSBC	29,215
(7,042)	HealthEquity Inc	Morgan Stanley	(19,999)
2,216	HealthEquity Inc	Morgan Stanley	6,293
35,913	Healthpeak Properties Inc (REIT)	Bank of America Merrill Lynch	(15,890)
34,402	Healthpeak Properties Inc (REIT)	Barclays Bank	5,611
(16,260)	Healthpeak Properties Inc (REIT)	Barclays Bank	(3,415)
24,440	Healthpeak Properties Inc (REIT)	Goldman Sachs	5,352
(32,422)	Healthpeak Properties Inc (REIT)	Goldman Sachs	(17,832)
20,439	Healthpeak Properties Inc (REIT)	HSBC	(2,969)
35,368	Healthpeak Properties Inc (REIT)	Morgan Stanley	7,427
2,779	HealthStream Inc	Bank of America Merrill Lynch	3,390
10,998	HealthStream Inc	Barclays Bank	11,658
4,726	HealthStream Inc	Goldman Sachs	5,766
14,931	HealthStream Inc	HSBC	16,497
5,837	HealthStream Inc	Morgan Stanley	6,187
(52,734)	Heartland Express Inc	Barclays Bank	(14,766)
(14,098)	Heartland Express Inc	Goldman Sachs	(2,538)
7,871	Heartland Financial USA Inc	Bank of America Merrill Lynch	14,276
36,411	Heartland Financial USA Inc	Barclays Bank	38,834
37,038	Heartland Financial USA Inc	Goldman Sachs	71,854
13,310	Heartland Financial USA Inc	HSBC	(3,065)
22,750	Hecla Mining Co	Barclays Bank	2,048
(41,674)	Hecla Mining Co	Barclays Bank	(3,751)
40,177	Hecla Mining Co	Goldman Sachs	11,651
22,885	Hecla Mining Co	HSBC	6,179
(9,250)	Hecla Mining Co	Morgan Stanley	292
13,324	HEICO Corp	Barclays Bank	93,135
5,175	HEICO Corp	Goldman Sachs	32,913
12,595	HEICO Corp	Morgan Stanley	88,039
1,180	HEICO Corp 'A'	Bank of America Merrill Lynch	7,469
19,873	HEICO Corp 'A'	Barclays Bank	133,348
16,568	HEICO Corp 'A'	Goldman Sachs	104,875
8,633	HEICO Corp 'A'	HSBC	63,887
4,139	HEICO Corp 'A'	Morgan Stanley	27,773
4,198	Heidrick & Struggles International Inc	Barclays Bank	8,144
6,728	Heidrick & Struggles International Inc	Goldman Sachs	20,319
16,430	Heidrick & Struggles International Inc	Morgan Stanley	31,874
(1,727)	Helen of Troy Ltd	Bank of America Merrill Lynch	32,778
2,729	Helen of Troy Ltd	Bank of America Merrill Lynch	(26,021)
(2,005)	Helen of Troy Ltd	Barclays Bank	(2,366)
(5,257)	Helen of Troy Ltd	Goldman Sachs	99,778
473	Helen of Troy Ltd	Goldman Sachs	(8,978)
(5,222)	Helen of Troy Ltd	HSBC	128,879
3,699	Helen of Troy Ltd	HSBC	(82,963)
(639)	Helen of Troy Ltd	Morgan Stanley	(754)
22,661	Heliogen Inc	Barclays Bank	1,813
8,491	Heliogen Inc	HSBC	6,114
(4,050)	Helios Technologies Inc	Bank of America Merrill Lynch	949
(12,948)	Helios Technologies Inc	Barclays Bank	(21,753)
(1,875)	Helios Technologies Inc	Goldman Sachs	113
(405)	Helios Technologies Inc	HSBC	109
(4,396)	Helios Technologies Inc	Morgan Stanley	(7,385)
12,585	Helix Energy Solutions Group Inc	Bank of America Merrill Lynch	5,184
14,470	Helix Energy Solutions Group Inc	Barclays Bank	3,762

保有高	銘柄	取引相手	未実現純利益/(損) (米ドル)
	米国(続き)		
55,472	Helix Energy Solutions Group Inc	Goldman Sachs	28,625
15,300	Helix Energy Solutions Group Inc	HSBC	9,842
26,679	Helix Energy Solutions Group Inc	Morgan Stanley	6,937
(2,319)	Helmerich & Payne Inc	Bank of America Merrill Lynch	(10,018)
(28,967)	Helmerich & Payne Inc	Barclays Bank	(107,757)
(27,097)	Helmerich & Payne Inc	Goldman Sachs	(117,059)
(19,173)	Helmerich & Payne Inc	HSBC	(133,605)
(6,494)	Helmerich & Payne Inc	Morgan Stanley	(24,158)
12,435	Hennessy Advisors Inc	Bank of America Merrill Lynch	684
32	Hennessy Advisors Inc	Morgan Stanley	-
4,707	Henry Schein Inc	Bank of America Merrill Lynch	4,568
12,238	Henry Schein Inc	Barclays Bank	2,203
5,345	Henry Schein Inc	Goldman Sachs	7,335
5,900	Henry Schein Inc	HSBC	(707)
4,310	Henry Schein Inc	Morgan Stanley	775
2,932	Herbalife Nutrition Ltd	Bank of America Merrill Lynch	792
34,696	Herbalife Nutrition Ltd	Barclays Bank	29,839
18,154	Herbalife Nutrition Ltd	Goldman Sachs	4,901
5,721	Herbalife Nutrition Ltd	HSBC	(6,694)
15,857	Herbalife Nutrition Ltd	Morgan Stanley	13,637
(2,361)	Herc Holdings Inc	Bank of America Merrill Lynch	(25,143)
582	Herc Holdings Inc	Bank of America Merrill Lynch	5,925
(2,362)	Herc Holdings Inc	Barclays Bank	(20,809)
2,273	Herc Holdings Inc	Barclays Bank	20,025
(5,036)	Herc Holdings Inc	Goldman Sachs	(52,348)
(2,091)	Herc Holdings Inc	HSBC	(7,832)
(582)	Herc Holdings Inc	Morgan Stanley	(5,127)
462	Herc Holdings Inc	Morgan Stanley	4,070
(25,791)	Heritage Commerce Corp	Bank of America Merrill Lynch	(787)
(34,379)	Heritage Commerce Corp	Barclays Bank	(5,501)
(49,157)	Heritage Commerce Corp	Goldman Sachs	(13,567)
(23,427)	Heritage Commerce Corp	HSBC	(2,559)
(8,588)	Heritage Commerce Corp	Morgan Stanley	(1,374)
(5,428)	Heritage Financial Corp	Bank of America Merrill Lynch	(8,956)
(923)	Heritage Financial Corp	Barclays Bank	(729)
(11,900)	Heritage Financial Corp	Goldman Sachs	(19,635)
(5,218)	Heritage Financial Corp	HSBC	(4,122)
(881)	Heritage Financial Corp	Morgan Stanley	(764)
49,617	Heritage Insurance Holdings Inc	Barclays Bank	13,397
58,438	Heritage Insurance Holdings Inc	Goldman Sachs	19,285
11,000	Heritage Insurance Holdings Inc	HSBC	2,200
7,386	Heritage Insurance Holdings Inc	Morgan Stanley	1,994
(487)	Heritage-Crystal Clean Inc	Bank of America Merrill Lynch	(399)
(12,634)	Heritage-Crystal Clean Inc	Barclays Bank	(12,887)
(28,076)	Heritage-Crystal Clean Inc	Goldman Sachs	(23,022)
(5,462)	Heritage-Crystal Clean Inc	HSBC	(9,122)
(12,661)	Heritage-Crystal Clean Inc	Morgan Stanley	(12,914)
8,814	Heron Therapeutics Inc	Bank of America Merrill Lynch	(1,587)
49,097	Heron Therapeutics Inc	Barclays Bank	(5,892)
36,772	Heron Therapeutics Inc	Goldman Sachs	(6,619)
28,453	Heron Therapeutics Inc	HSBC	(5,600)
13,551	Heron Therapeutics Inc	Morgan Stanley	1,005
51,732	Hersha Hospitality Trust (REIT)	Goldman Sachs	31,039
25,593	Hersha Hospitality Trust (REIT)	HSBC	31,223
7,391	Hershey Co	Barclays Bank	5,100
20,481	Hershey Co	Goldman Sachs	(396,922)
4,575	Hershey Co	HSBC	(60,665)
(29,008)	Hertz Global Holdings Inc	Goldman Sachs	(20,886)
(16,270)	Hertz Global Holdings Inc	Morgan Stanley	2,115
525	Heska Corp	Bank of America Merrill Lynch	3,161
1,515	Heska Corp	Barclays Bank	1,485
1,425	Heska Corp	Goldman Sachs	8,579

保有高	銘柄	取引相手	未実現純利益/(損) (米ドル)
	米国(続き)		
1,770	Heska Corp	HSBC	16,620
3,160	Heska Corp	Morgan Stanley	3,097
10,366	Hess Corp	Bank of America Merrill Lynch	111,600
9,122	Hess Corp	Barclays Bank	94,504
337	Hess Corp	Goldman Sachs	3,491
8,678	Hess Corp	HSBC	160,265
4,365	Hess Corp	Morgan Stanley	45,221
10,599	Hewlett Packard Enterprise Co	Bank of America Merrill Lynch	(3,922)
353,193	Hewlett Packard Enterprise Co	Barclays Bank	384,980
20,996	Hewlett Packard Enterprise Co	Goldman Sachs	(7,769)
41,072	Hewlett Packard Enterprise Co	HSBC	(9,857)
1,356	Hexcel Corp	Bank of America Merrill Lynch	6,509
6,010	Hexcel Corp	Barclays Bank	23,860
7,820	Hexcel Corp	Goldman Sachs	37,241
2,100	Hexcel Corp	HSBC	10,211
705	Hexcel Corp	Morgan Stanley	2,799
(38,020)	HF Foods Group Inc	Barclays Bank	(760)
(12,848)	HF Foods Group Inc	Morgan Stanley	(257)
1,031	HF Sinclair Corp	Bank of America Merrill Lynch	3,423
1,699	HF Sinclair Corp	Barclays Bank	6,099
3,347	HF Sinclair Corp	Goldman Sachs	11,452
(13,455)	HF Sinclair Corp	HSBC	(110,196)
3,823	HF Sinclair Corp	HSBC	21,485
(2,048)	HF Sinclair Corp	Morgan Stanley	(7,352)
1,352	HF Sinclair Corp	Morgan Stanley	4,854
(1,226)	Hibbett Inc	Bank of America Merrill Lynch	(7,307)
(3,669)	Hibbett Inc	Barclays Bank	(26,013)
(6,669)	Hibbett Inc	HSBC	(62,755)
(1,083)	Hibbett Inc	Morgan Stanley	(7,678)
4,295	Highwoods Properties Inc (REIT)	Bank of America Merrill Lynch	1,417
90,639	Highwoods Properties Inc (REIT)	Barclays Bank	40,699
32,840	Highwoods Properties Inc (REIT)	Goldman Sachs	10,801
34,432	Highwoods Properties Inc (REIT)	HSBC	27,201
8,653	Highwoods Properties Inc (REIT)	Morgan Stanley	3,894
(145,151)	Hill International Inc	Bank of America Merrill Lynch	(44,997)
(41,500)	Hill International Inc	Morgan Stanley	(8,715)
(13,103)	Hillenbrand Inc	Bank of America Merrill Lynch	1,179
(18,018)	Hillenbrand Inc	Barclays Bank	(10,090)
(17,092)	Hillenbrand Inc	Goldman Sachs	1,538
(8,745)	Hillenbrand Inc	HSBC	12,680
(1,459)	Hillenbrand Inc	Morgan Stanley	(449)
(2,696)	Hilltop Holdings Inc	Bank of America Merrill Lynch	(458)
(28,852)	Hilltop Holdings Inc	Barclays Bank	1,443
(14,794)	Hilltop Holdings Inc	HSBC	(354)
(5,544)	Hilton Grand Vacations Inc	Bank of America Merrill Lynch	(13,694)
(16,316)	Hilton Grand Vacations Inc	Barclays Bank	(67,916)
12,811	Hilton Grand Vacations Inc	Barclays Bank	53,076
(15,251)	Hilton Grand Vacations Inc	Goldman Sachs	(39,881)
32,043	Hilton Grand Vacations Inc	Goldman Sachs	79,146
(19,065)	Hilton Grand Vacations Inc	HSBC	(54,437)
(7,261)	Hilton Grand Vacations Inc	Morgan Stanley	(27,354)
2,568	Hilton Worldwide Holdings Inc	Bank of America Merrill Lynch	20,866
(11,141)	Hilton Worldwide Holdings Inc	Barclays Bank	(90,354)
8,176	Hilton Worldwide Holdings Inc	Barclays Bank	66,307
(20,651)	Hilton Worldwide Holdings Inc	Goldman Sachs	(157,154)
1,324	Hilton Worldwide Holdings Inc	Goldman Sachs	11,164
905	Hilton Worldwide Holdings Inc	HSBC	6,471
5,080	Hilton Worldwide Holdings Inc	Morgan Stanley	42,448
(200)	Hingham Institution For Savings The	Barclays Bank	(4,446)
(369)	Hingham Institution For Savings The	Goldman Sachs	(8,348)
(558)	Hingham Institution For Savings The	HSBC	(13,602)
(1,798)	HireQuest Inc	Bank of America Merrill Lynch	(755)

保有高	銘柄	取引相手	未実現純利益/(損) (米ドル)
	米国(続き)		
(2,556)	HireQuest Inc	Barclays Bank	(843)
(2,432)	HireQuest Inc	HSBC	(657)
(1,523)	HireQuest Inc	Morgan Stanley	(503)
(1,926)	HireRight Holdings Corp	Bank of America Merrill Lynch	(867)
(19,630)	HireRight Holdings Corp	Barclays Bank	(25,715)
3	Histogen Inc	Bank of America Merrill Lynch	-
3,366	HNI Corp	Bank of America Merrill Lynch	4,027
7,689	HNI Corp	Barclays Bank	11,226
7,432	HNI Corp	Goldman Sachs	6,683
2,819	HNI Corp	HSBC	6,086
4,857	HNI Corp	Morgan Stanley	5,431
19,163	Holley Inc	Barclays Bank	10,156
10,334	Holley Inc	Goldman Sachs	1,860
7,724	Holley Inc	HSBC	10,104
2,971	Holley Inc	Morgan Stanley	1,575
496	Hologic Inc	Bank of America Merrill Lynch	(852)
2,729	Hologic Inc	Goldman Sachs	(4,667)
16,591	Hologic Inc	Morgan Stanley	(54,750)
(5,306)	Home Bancorp Inc	Goldman Sachs	(1,804)
(3,588)	Home Bancorp Inc	HSBC	2,799
(1,235)	Home Bancorp Inc	Morgan Stanley	(976)
(3,704)	Home BancShares Inc	Bank of America Merrill Lynch	(7,704)
(30,392)	Home BancShares Inc	Barclays Bank	(20,667)
(94,257)	Home BancShares Inc	Goldman Sachs	(196,055)
(11,336)	Home BancShares Inc	Morgan Stanley	(7,708)
1,116	Home Depot Inc	Bank of America Merrill Lynch	7,187
1,202	Home Depot Inc	Barclays Bank	19,713
6,716	Home Depot Inc	Goldman Sachs	43,251
(3,078)	Home Depot Inc	Goldman Sachs	(8,107)
133	Home Depot Inc	HSBC	718
(4,923)	Home Depot Inc	HSBC	(65,146)
(1,683)	Home Depot Inc	Morgan Stanley	(27,601)
(617)	HomeStreet Inc	Bank of America Merrill Lynch	(252)
(6,266)	HomeStreet Inc	Barclays Bank	(3,572)
(4,112)	HomeStreet Inc	HSBC	(2,101)
35,785	HomeTrust Bancshares Inc	Barclays Bank	6,441
17,032	HomeTrust Bancshares Inc	Goldman Sachs	4,939
11,291	HomeTrust Bancshares Inc	HSBC	(2,145)
2,340	HomeTrust Bancshares Inc	Morgan Stanley	421
45,161	Homology Medicines Inc	Bank of America Merrill Lynch	7,903
53,700	Homology Medicines Inc	Barclays Bank	7,250
24,900	Homology Medicines Inc	Goldman Sachs	4,358
17,238	Homology Medicines Inc	HSBC	(948)
6,215	Homology Medicines Inc	Morgan Stanley	839
14,761	Honest Co Inc	Bank of America Merrill Lynch	1,919
39,571	Honest Co Inc	Barclays Bank	16,224
16,186	Honest Co Inc	Goldman Sachs	5,708
28,311	Honest Co Inc	HSBC	3,062
6,927	Honest Co Inc	Morgan Stanley	3,845
1,141	Honeywell International Inc	Bank of America Merrill Lynch	37
(4,826)	Honeywell International Inc	Bank of America Merrill Lynch	18,288
16,223	Honeywell International Inc	Barclays Bank	49,642
(5,377)	Honeywell International Inc	Barclays Bank	(16,454)
2,629	Honeywell International Inc	Goldman Sachs	(3,288)
(3,158)	Honeywell International Inc	Goldman Sachs	18
1,339	Honeywell International Inc	HSBC	(2,443)
(2,336)	Honeywell International Inc	HSBC	(1,722)
1,965	Honeywell International Inc	Morgan Stanley	6,013
(1,171)	Honeywell International Inc	Morgan Stanley	(3,583)
(2,891)	Hooker Furnishings Corp	Barclays Bank	(4,886)
(1,989)	Hooker Furnishings Corp	Goldman Sachs	(438)
(992)	Hooker Furnishings Corp	Morgan Stanley	(1,676)

保有高	銘柄	取引相手	未実現純利益/(損) (米ドル)
	米国(続き)		
8,524	Hookipa Pharma Inc	Barclays Bank	1,279
18,651	Hookipa Pharma Inc	Goldman Sachs	5,968
4,119	Hookipa Pharma Inc	HSBC	1,606
(88,611)	Hope Bancorp Inc	Barclays Bank	(26,583)
(126,036)	Hope Bancorp Inc	Goldman Sachs	(32,769)
(74,502)	Hope Bancorp Inc	HSBC	(2,235)
(698)	Horace Mann Educators Corp	Bank of America Merrill Lynch	(1,968)
(17,122)	Horace Mann Educators Corp	Barclays Bank	(24,559)
(10,596)	Horace Mann Educators Corp	Goldman Sachs	(16,041)
(11,208)	Horace Mann Educators Corp	HSBC	(35,053)
(2,085)	Horizon Bancorp Inc	Bank of America Merrill Lynch	(750)
(1,542)	Horizon Bancorp Inc	Goldman Sachs	(175)
(25,468)	Horizon Bancorp Inc	Morgan Stanley	(12,225)
(22,537)	Horizon Global Corp	Bank of America Merrill Lynch	(5,860)
(2,948)	Horizon Therapeutics Plc	Barclays Bank	(14,652)
2,807	Horizon Therapeutics Plc	Barclays Bank	13,951
(5,470)	Horizon Therapeutics Plc	Goldman Sachs	(8,369)
3,370	Horizon Therapeutics Plc	Goldman Sachs	5,156
2,356	Horizon Therapeutics Plc	HSBC	21,416
(1,582)	Hormel Foods Corp	Bank of America Merrill Lynch	8,321
16,295	Hormel Foods Corp	Bank of America Merrill Lynch	(64,516)
(24,371)	Hormel Foods Corp	Barclays Bank	8,774
26,383	Hormel Foods Corp	Barclays Bank	(9,498)
(26,201)	Hormel Foods Corp	Goldman Sachs	137,817
5,515	Hormel Foods Corp	Goldman Sachs	(7,756)
11,682	Hormel Foods Corp	HSBC	(42,769)
31,159	Hormel Foods Corp	Morgan Stanley	(13,506)
(2,729)	Hospitality Properties Trust (REIT)	Bank of America Merrill Lynch	437
(98,542)	Hospitality Properties Trust (REIT)	Barclays Bank	(29,563)
(75,890)	Hospitality Properties Trust (REIT)	Goldman Sachs	12,142
(16,210)	Hospitality Properties Trust (REIT)	HSBC	(3,133)
(10,344)	Hospitality Properties Trust (REIT)	Morgan Stanley	(3,103)
(23,462)	Host Hotels & Resorts Inc (REIT)	Barclays Bank	(31,674)
(30,679)	Host Hotels & Resorts Inc (REIT)	Goldman Sachs	3,068
(20,981)	Host Hotels & Resorts Inc (REIT)	HSBC	(20,352)
(19,199)	Host Hotels & Resorts Inc (REIT)	Morgan Stanley	(25,918)
36,345	Hostess Brands Inc	Barclays Bank	2,726
75,224	Hostess Brands Inc	HSBC	(55,687)
1,804	Houlihan Lokey Inc	Bank of America Merrill Lynch	(758)
7,247	Houlihan Lokey Inc	Barclays Bank	3,986
(3,968)	Houlihan Lokey Inc	Goldman Sachs	1,667
10,616	Houlihan Lokey Inc	Goldman Sachs	(4,458)
(2,376)	Houlihan Lokey Inc	HSBC	380
5,443	Houlihan Lokey Inc	HSBC	395
2,503	Houlihan Lokey Inc	Morgan Stanley	1,377
(1,259)	Hovnanian Enterprises Inc 'A'	Bank of America Merrill Lynch	(6,748)
(3,273)	Hovnanian Enterprises Inc 'A'	Barclays Bank	(19,147)
(909)	Hovnanian Enterprises Inc 'A'	Goldman Sachs	(4,872)
(1,707)	Hovnanian Enterprises Inc 'A'	HSBC	(7,221)
(32,865)	Howard Hughes Corp	Barclays Bank	43,053
(3,206)	Howard Hughes Corp	Goldman Sachs	6,476
(21,037)	Howard Hughes Corp	HSBC	42,284
(4,502)	Howard Hughes Corp	Morgan Stanley	5,898
(79,960)	Howmet Aerospace Inc	Barclays Bank	(95,152)
(89,610)	Howmet Aerospace Inc	Goldman Sachs	(128,142)
(26,149)	Howmet Aerospace Inc	HSBC	(58,051)
19,913	HP Inc	Barclays Bank	70,691
(4,688)	HP Inc	Barclays Bank	(16,642)
22,813	HP Inc	Goldman Sachs	25,094
(7,837)	HP Inc	Goldman Sachs	(12,031)
22,610	HP Inc	HSBC	36,176
10,840	Hub Group Inc 'A'	Barclays Bank	16,585

保有高	銘柄	取引相手	未実現純利益/(損) (米ドル)
米国(続き)			
16,235	Hub Group Inc 'A'	HSBC	(37,990)
10,225	Hub Group Inc 'A'	Morgan Stanley	15,644
1,199	Hubbell Inc	Bank of America Merrill Lynch	(5,682)
(2,284)	Hubbell Inc	Bank of America Merrill Lynch	10,135
1,950	Hubbell Inc	Barclays Bank	1,360
(1,955)	Hubbell Inc	Barclays Bank	(1,426)
1,457	Hubbell Inc	Goldman Sachs	(6,574)
(5,229)	Hubbell Inc	Goldman Sachs	32,492
(1,012)	Hubbell Inc	HSBC	8,242
1,279	Hubbell Inc	Morgan Stanley	(294)
2,099	HubSpot Inc	Barclays Bank	6,150
392	HubSpot Inc	Goldman Sachs	1,611
499	HubSpot Inc	HSBC	3,932
(6,244)	Hudson Pacific Properties Inc (REIT)	Bank of America Merrill Lynch	3,247
(50,826)	Hudson Pacific Properties Inc (REIT)	Barclays Bank	15,756
(78,940)	Hudson Pacific Properties Inc (REIT)	Goldman Sachs	41,049
(12,553)	Hudson Pacific Properties Inc (REIT)	HSBC	16,570
(48,600)	Hudson Pacific Properties Inc (REIT)	Morgan Stanley	15,066
(8,199)	Hudson Technologies Inc	Bank of America Merrill Lynch	(5,493)
(3,642)	Hudson Technologies Inc	Barclays Bank	255
(3,757)	Hudson Technologies Inc	Goldman Sachs	(2,517)
14,323	Humacyte Inc	Barclays Bank	11,244
2,396	Humacyte Inc	Goldman Sachs	2,336
5,717	Humacyte Inc	Morgan Stanley	4,488
2,440	Humana Inc	Barclays Bank	39,504
2,030	Humana Inc	Goldman Sachs	42,437
1,077	Humana Inc	HSBC	31,558
1,406	Humana Inc	Morgan Stanley	22,763
(11,612)	Humanigen Inc	Bank of America Merrill Lynch	(6,561)
(12,267)	Humanigen Inc	Barclays Bank	(2,515)
(3,714)	Humanigen Inc	Goldman Sachs	(2,098)
(6)	Humanigen Inc	HSBC	(3)
201,726	Huntington Bancshares Inc	Barclays Bank	56,483
75,115	Huntington Bancshares Inc	Goldman Sachs	66,102
101,895	Huntington Bancshares Inc	HSBC	59,704
72,530	Huntington Bancshares Inc	Morgan Stanley	20,308
15,089	Huntington Ingalls Industries Inc	Barclays Bank	148,511
6,858	Huntington Ingalls Industries Inc	Goldman Sachs	40,853
14,911	Huntsman Corp	Bank of America Merrill Lynch	9,990
25,528	Huntsman Corp	Barclays Bank	19,401
32,289	Huntsman Corp	Goldman Sachs	21,634
4,821	Huntsman Corp	HSBC	12,824
17,083	Huntsman Corp	Morgan Stanley	12,983
5,498	Hurco Cos Inc	Bank of America Merrill Lynch	(7,202)
5,577	Hurco Cos Inc	Barclays Bank	(3,904)
6,095	Hurco Cos Inc	Goldman Sachs	(7,984)
4,059	Hurco Cos Inc	HSBC	(6,535)
8,633	Hurco Cos Inc	Morgan Stanley	(6,043)
(7,168)	Huron Consulting Group Inc	Barclays Bank	(18,995)
(1,855)	Huron Consulting Group Inc	Goldman Sachs	(3,896)
(11,162)	Huron Consulting Group Inc	HSBC	(62,061)
1,422	Hyatt Hotels Corp 'A'	Bank of America Merrill Lynch	9,143
15,654	Hyatt Hotels Corp 'A'	Barclays Bank	78,583
11,526	Hyatt Hotels Corp 'A'	Goldman Sachs	74,112
20,429	Hyatt Hotels Corp 'A'	HSBC	157,304
(14,949)	Hydrofarm Holdings Group Inc	Bank of America Merrill Lynch	683
(6,061)	Hydrofarm Holdings Group Inc	Barclays Bank	(3,091)
(9,327)	Hydrofarm Holdings Group Inc	Goldman Sachs	3,917
8,266	Hyllion Holdings Corp	Bank of America Merrill Lynch	2,381
22,912	Hyllion Holdings Corp	Barclays Bank	9,688
26,041	Hyllion Holdings Corp	Goldman Sachs	12,038
35,257	Hyllion Holdings Corp	HSBC	19,118

保有高	銘柄	取引相手	未実現純利益/(損) (米ドル)
米国(続き)			
(23,510)	HyreCar Inc	Bank of America Merrill Lynch	(1,176)
(13,291)	HyreCar Inc	Barclays Bank	133
2,984	Hyster-Yale Materials Handling Inc	Bank of America Merrill Lynch	11,250
3,433	Hyster-Yale Materials Handling Inc	Barclays Bank	8,960
15,786	Hyster-Yale Materials Handling Inc	Goldman Sachs	59,513
3,337	Hyster-Yale Materials Handling Inc	HSBC	13,648
1,204	Hyster-Yale Materials Handling Inc	Morgan Stanley	3,142
(1,070)	I3 Verticals Inc 'A'	Bank of America Merrill Lynch	192
(15,426)	I3 Verticals Inc 'A'	Barclays Bank	159
(7,744)	I3 Verticals Inc 'A'	Goldman Sachs	(1,781)
(4,000)	I3 Verticals Inc 'A'	HSBC	5,600
(1,808)	I3 Verticals Inc 'A'	Morgan Stanley	127
(4,578)	IAA Inc	Bank of America Merrill Lynch	(7,233)
(2,060)	IAA Inc	Barclays Bank	(1,051)
(28,762)	IAA Inc	Goldman Sachs	(39,666)
(14,095)	IAA Inc	HSBC	(69,649)
(37,056)	IAA Inc	Morgan Stanley	(18,899)
(881)	IAC Holdings Inc	Bank of America Merrill Lynch	(4,105)
(19,598)	IAC Holdings Inc	Barclays Bank	(38,412)
(8,165)	IAC Holdings Inc	HSBC	(98,470)
1,280	IBEX Holdings Ltd	Bank of America Merrill Lynch	3,238
3,706	IBEX Holdings Ltd	Barclays Bank	6,189
6,222	IBEX Holdings Ltd	Goldman Sachs	15,742
488	IBEX Holdings Ltd	Morgan Stanley	815
(82,022)	iBio Inc	Barclays Bank	1,394
(14,103)	iBio Inc	Goldman Sachs	(75)
(6,042)	iCAD Inc	Goldman Sachs	(2,236)
(9,977)	iCAD Inc	HSBC	(3,991)
(1,315)	iCAD Inc	Morgan Stanley	(513)
(2,255)	ICF International Inc	Bank of America Merrill Lynch	(11,501)
(9,406)	ICF International Inc	Barclays Bank	(61,891)
(4,460)	ICF International Inc	Goldman Sachs	(22,746)
(10,304)	ICF International Inc	HSBC	(28,645)
(780)	ICF International Inc	Morgan Stanley	(5,132)
2,312	Ichor Holdings Ltd	Barclays Bank	4,601
10,537	Ichor Holdings Ltd	Goldman Sachs	20,020
1,785	Ichor Holdings Ltd	Morgan Stanley	3,552
(5,946)	ICON Plc	Barclays Bank	(41,622)
(1,761)	ICON Plc	Goldman Sachs	(24,760)
(653)	ICON Plc	HSBC	(11,095)
(4,464)	Icosavax Inc	Barclays Bank	(4,152)
(1,265)	Icosavax Inc	HSBC	(2,138)
(2,382)	Icosavax Inc	Morgan Stanley	(2,215)
(166)	ICU Medical Inc	Bank of America Merrill Lynch	450
(1,971)	ICU Medical Inc	Barclays Bank	5,184
(2,363)	ICU Medical Inc	HSBC	54,656
(2,855)	ICU Medical Inc	Morgan Stanley	7,508
5,350	IDACORP Inc	Bank of America Merrill Lynch	3,210
39,357	IDACORP Inc	Barclays Bank	71,630
13,358	IDACORP Inc	Goldman Sachs	8,015
5,272	IDACORP Inc	HSBC	3,374
12,526	IDACORP Inc	Morgan Stanley	22,797
(3,077)	Ideaya Biosciences Inc	Barclays Bank	(62)
(9,407)	Ideaya Biosciences Inc	Goldman Sachs	(3,104)
(1,952)	Ideaya Biosciences Inc	HSBC	(4,841)
(12,958)	Identiv Inc	Bank of America Merrill Lynch	(17,105)
(20,311)	Identiv Inc	Barclays Bank	(21,530)
(16,843)	Identiv Inc	Goldman Sachs	(22,233)
(20,786)	Idera Pharmaceuticals Inc	Bank of America Merrill Lynch	(6,970)
(35,875)	Idera Pharmaceuticals Inc	Barclays Bank	(5,561)
(3,115)	IDEX Corp	Bank of America Merrill Lynch	(9,688)
(10,762)	IDEX Corp	Barclays Bank	(33,147)

保有高	銘柄	取引相手	未実現純利益/(損) (米ドル)
	米国(続き)		
(9,616)	IDEX Corp	Goldman Sachs	(28,231)
(4,221)	IDEX Corp	HSBC	(13,838)
(5,111)	IDEX Corp	Morgan Stanley	(15,742)
5,020	IDEX Laboratories Inc	Barclays Bank	124,797
478	IDEX Laboratories Inc	Goldman Sachs	15,769
872	IDEX Laboratories Inc	HSBC	42,004
493	IDT Corp 'B'	Bank of America Merrill Lynch	626
1,240	IDT Corp 'B'	HSBC	1,290
5,848	IDT Corp 'B'	Morgan Stanley	5,205
(4,316)	IES Holdings Inc	Bank of America Merrill Lynch	(5,827)
(3,049)	IES Holdings Inc	Barclays Bank	(4,452)
(2,091)	IES Holdings Inc	Goldman Sachs	(2,823)
(1,732)	IES Holdings Inc	HSBC	(7,049)
(5,974)	IES Holdings Inc	Morgan Stanley	(8,722)
(2,288)	IGM Biosciences Inc	Barclays Bank	4,759
(3,161)	IGM Biosciences Inc	Goldman Sachs	(4,931)
(1,340)	IGM Biosciences Inc	HSBC	(1,755)
(870)	IGM Biosciences Inc	Morgan Stanley	1,810
(2,875)	iHeartMedia Inc 'A'	Bank of America Merrill Lynch	2,640
(11,248)	iHeartMedia Inc 'A'	Barclays Bank	3,037
(1,307)	II-VI Inc	Bank of America Merrill Lynch	78
(20,056)	II-VI Inc	Barclays Bank	(7,220)
2,711	II-VI Inc	Barclays Bank	976
(7,718)	II-VI Inc	Goldman Sachs	463
221	II-VI Inc	Goldman Sachs	(13)
(13,173)	II-VI Inc	HSBC	(25,819)
1,612	Ikena Oncology Inc	Barclays Bank	(500)
2,368	Ikena Oncology Inc	Morgan Stanley	(734)
4,742	Illinois Tool Works Inc	Bank of America Merrill Lynch	(14,953)
3,184	Illinois Tool Works Inc	Barclays Bank	4,426
21,519	Illinois Tool Works Inc	Goldman Sachs	(64,153)
26,663	Illinois Tool Works Inc	HSBC	(141,945)
(644)	llumina Inc	Bank of America Merrill Lynch	(6,240)
583	llumina Inc	Bank of America Merrill Lynch	5,649
(1,569)	llumina Inc	Barclays Bank	2,573
766	llumina Inc	Barclays Bank	(1,256)
(550)	llumina Inc	Goldman Sachs	(5,330)
193	llumina Inc	Goldman Sachs	1,870
(922)	llumina Inc	Morgan Stanley	1,512
(6,251)	Imago Biosciences Inc	Bank of America Merrill Lynch	(6,001)
(1,246)	Imago Biosciences Inc	Barclays Bank	(1,296)
(4,936)	Imago Biosciences Inc	Goldman Sachs	(4,739)
(1,031)	Imago Biosciences Inc	HSBC	(1,722)
(17,303)	IMAX Corp	Barclays Bank	(25,435)
(6,439)	IMAX Corp	Goldman Sachs	(9,594)
(58,638)	Immersion Corp	Bank of America Merrill Lynch	(6,450)
(79,749)	Immersion Corp	Barclays Bank	(12,760)
(33,485)	Immersion Corp	Goldman Sachs	(3,683)
4,143	Immuneering Corp 'A'	Barclays Bank	911
2,351	Immuneering Corp 'A'	Goldman Sachs	(165)
628	Immuneering Corp 'A'	HSBC	207
2,449	Immuneering Corp 'A'	Morgan Stanley	539
(16,839)	Immunic Inc	Bank of America Merrill Lynch	(4,063)
(1,232)	Immunic Inc	Barclays Bank	(99)
(4,227)	Immunic Inc	Goldman Sachs	(211)
(6,037)	ImmunityBio Inc	Goldman Sachs	362
(23,479)	ImmunityBio Inc	Morgan Stanley	(470)
(12,366)	ImmunoGen Inc	Bank of America Merrill Lynch	495
(13,663)	ImmunoGen Inc	HSBC	2,869
(10,891)	Immunovant Inc	Bank of America Merrill Lynch	(1,960)
(21,061)	Immunovant Inc	Barclays Bank	(7,161)
(7,070)	Immunovant Inc	Goldman Sachs	(1,273)

保有高	銘柄	取引相手	未実現純利益/(損) (米ドル)
	米国(続き)		
(2,123)	Immunovant Inc	Morgan Stanley	(722)
2,727	Impel Pharmaceuticals Inc	Goldman Sachs	382
4,812	Impel Pharmaceuticals Inc	Morgan Stanley	2,598
(4,010)	Impinj Inc	Barclays Bank	(8,822)
(2,269)	Impinj Inc	Goldman Sachs	(1,997)
(4,785)	Impinj Inc	HSBC	(17,752)
(1,024)	Impinj Inc	Morgan Stanley	(2,253)
(2,104)	Inari Medical Inc	Bank of America Merrill Lynch	(12,666)
(12,137)	Inari Medical Inc	Barclays Bank	(42,965)
(17,415)	Inari Medical Inc	Goldman Sachs	(102,450)
(6,081)	Inari Medical Inc	HSBC	(68,225)
8,131	Incyte Corp	Bank of America Merrill Lynch	9,979
13,578	Incyte Corp	Barclays Bank	(17,371)
3,503	Incyte Corp	Goldman Sachs	3,678
7,833	Incyte Corp	HSBC	(2,217)
893	Incyte Corp	Morgan Stanley	(1,233)
(2,723)	Independence Realty Trust Inc (REIT)	Bank of America Merrill Lynch	(3,159)
3,290	Independence Realty Trust Inc (REIT)	Bank of America Merrill Lynch	2,936
(48,508)	Independence Realty Trust Inc (REIT)	Barclays Bank	(36,866)
(25,025)	Independence Realty Trust Inc (REIT)	Goldman Sachs	(29,089)
22,425	Independence Realty Trust Inc (REIT)	Goldman Sachs	26,013
(36,852)	Independence Realty Trust Inc (REIT)	HSBC	(52,691)
29,646	Independence Realty Trust Inc (REIT)	HSBC	37,631
(26,616)	Independence Realty Trust Inc (REIT)	Morgan Stanley	(20,229)
(3,445)	Independent Bank Corp	Bank of America Merrill Lynch	(20,308)
82,437	Independent Bank Corp	Bank of America Merrill Lynch	40,394
(11,556)	Independent Bank Corp	Barclays Bank	(13,346)
79,539	Independent Bank Corp	Barclays Bank	46,928
45,227	Independent Bank Corp	Goldman Sachs	22,161
(1,485)	Independent Bank Corp	Goldman Sachs	(7,840)
(11,216)	Independent Bank Corp	HSBC	(60,686)
44,960	Independent Bank Corp	Morgan Stanley	26,526
(2,125)	Independent Bank Corp	Morgan Stanley	(2,656)
(3,953)	Independent Bank Group Inc	Bank of America Merrill Lynch	(12,860)
(7,095)	Independent Bank Group Inc	Barclays Bank	(10,926)
(11,696)	Independent Bank Group Inc	Goldman Sachs	(49,942)
(6,309)	Independent Bank Group Inc	HSBC	(19,563)
(3,908)	Independent Bank Group Inc	Morgan Stanley	(7,849)
(6,527)	Indus Realty Trust Inc (REIT)	Bank of America Merrill Lynch	25,444
(2,053)	Indus Realty Trust Inc (REIT)	Barclays Bank	2,710
(12,378)	Indus Realty Trust Inc (REIT)	Goldman Sachs	52,872
(2,349)	Indus Realty Trust Inc (REIT)	HSBC	10,622
(4,282)	Indus Realty Trust Inc (REIT)	Morgan Stanley	5,439
(7,072)	Industrial Logistics Properties Trust (REIT)	Bank of America Merrill Lynch	(530)
(26,582)	Industrial Logistics Properties Trust (REIT)	Barclays Bank	(28,177)
(41,386)	Industrial Logistics Properties Trust (REIT)	Goldman Sachs	(7,036)
7,837	Infinera Corp	Barclays Bank	1,254
22,906	Infinera Corp	Goldman Sachs	229
29,042	Infinera Corp	HSBC	2,384
4,251	Infinity Pharmaceuticals Inc	Bank of America Merrill Lynch	729
14,720	Infinity Pharmaceuticals Inc	Barclays Bank	1,622
11,972	Infinity Pharmaceuticals Inc	Goldman Sachs	2,053
26,123	Infinity Pharmaceuticals Inc	HSBC	525
(6,437)	Informatica Inc 'A'	Barclays Bank	(7,531)
(4,441)	Informatica Inc 'A'	HSBC	(12,346)
(12,755)	Informatica Inc 'A'	Morgan Stanley	(14,923)
9,816	Information Services Group Inc	Bank of America Merrill Lynch	3,386
23,730	Information Services Group Inc	Barclays Bank	5,114
8,974	Information Services Group Inc	Goldman Sachs	(91)
13,452	Information Services Group Inc	Morgan Stanley	3,632
(10,306)	Infrastructure and Energy Alternatives Inc	Goldman Sachs	(16,696)
(8,616)	InfuSystem Holdings Inc	Barclays Bank	(6,376)

保有高	銘柄	取引相手	未実現純利益/(損) (米ドル)
	米国(続き)		
(22,828)	InfuSystem Holdings Inc	Goldman Sachs	(34,470)
(4,079)	InfuSystem Holdings Inc	HSBC	(5,343)
(13,718)	Ingersoll Rand Inc	Bank of America Merrill Lynch	(52,403)
5,295	Ingersoll Rand Inc	Bank of America Merrill Lynch	20,227
(35,761)	Ingersoll Rand Inc	Barclays Bank	(68,304)
6,983	Ingersoll Rand Inc	Barclays Bank	13,338
(58,385)	Ingersoll Rand Inc	Goldman Sachs	(223,031)
7,846	Ingersoll Rand Inc	Goldman Sachs	29,972
(10,123)	Ingersoll Rand Inc	HSBC	(40,788)
(11,195)	Ingersoll Rand Inc	Morgan Stanley	(21,382)
(324)	Ingevity Corp	Bank of America Merrill Lynch	(447)
(4,374)	Ingevity Corp	Barclays Bank	(6,780)
(11,120)	Ingevity Corp	Goldman Sachs	(46,249)
(352)	Ingevity Corp	HSBC	(1,396)
(1,216)	Ingevity Corp	Morgan Stanley	(1,885)
(971)	Ingles Markets Inc 'A'	Bank of America Merrill Lynch	4,467
(10,701)	Ingles Markets Inc 'A'	Barclays Bank	(23,270)
(3,331)	Ingles Markets Inc 'A'	Goldman Sachs	9,275
(632)	Ingles Markets Inc 'A'	HSBC	3,568
(1,797)	Ingredion Inc	Bank of America Merrill Lynch	(3,822)
(1,125)	Ingredion Inc	Barclays Bank	(1,575)
12,941	Ingredion Inc	Goldman Sachs	33,000
(2,857)	Ingredion Inc	HSBC	(3,236)
(1,777)	Ingredion Inc	Morgan Stanley	(2,189)
(1,002)	Inhibrx Inc	Bank of America Merrill Lynch	421
(2,019)	Inhibrx Inc	Goldman Sachs	848
(1,604)	Inhibrx Inc	HSBC	2,053
(10,580)	Innodata Inc	Bank of America Merrill Lynch	9,310
(13,471)	Innodata Inc	Barclays Bank	(2,290)
(3,851)	Innodata Inc	Goldman Sachs	3,389
4,102	Innospec Inc	Barclays Bank	7,753
14,687	Innospec Inc	Goldman Sachs	1,469
3,108	Innospec Inc	HSBC	7,708
(2,140)	Innovage Holding Corp	Bank of America Merrill Lynch	(535)
(2,836)	Innovage Holding Corp	Barclays Bank	142
(15,897)	Innovage Holding Corp	Goldman Sachs	(3,974)
(9,044)	Innovage Holding Corp	HSBC	2,080
(16,514)	INNOVATE Corp	Bank of America Merrill Lynch	(1,486)
(48,441)	INNOVATE Corp	Barclays Bank	(6,782)
(10,836)	INNOVATE Corp	Goldman Sachs	(975)
(1,266)	Innoviva Inc	Bank of America Merrill Lynch	1,139
(29,166)	Innoviva Inc	Barclays Bank	33,833
(6,628)	Innoviva Inc	Goldman Sachs	5,965
(3,083)	Innoviva Inc	HSBC	1,363
(3,039)	Innoviva Inc	Morgan Stanley	3,525
(3,628)	Inogen Inc	Barclays Bank	1,995
(3,704)	Inogen Inc	Goldman Sachs	259
(4,157)	Inogen Inc	HSBC	(7,275)
(2,702)	Inogen Inc	Morgan Stanley	1,486
(1,758)	Inotiv Inc	Bank of America Merrill Lynch	3,757
(5,562)	Inotiv Inc	Barclays Bank	(17,131)
(1,660)	Inotiv Inc	Goldman Sachs	(4,447)
(26,917)	Inovio Pharmaceuticals Inc	Barclays Bank	(808)
(10,634)	Inovio Pharmaceuticals Inc	HSBC	4,466
6,403	Inozyme Pharma Inc	Barclays Bank	(1,601)
5,796	Inozyme Pharma Inc	Goldman Sachs	58
13,311	Inozyme Pharma Inc	Morgan Stanley	(3,328)
6,907	Inseego Corp	Bank of America Merrill Lynch	(1,105)
23,656	Inseego Corp	Barclays Bank	(373)
9,601	Inseego Corp	Goldman Sachs	(1,536)
5,733	Inseego Corp	HSBC	(631)
3,774	Inseego Corp	Morgan Stanley	(113)

保有高	銘柄	取引相手	未実現純利益/(損) (米ドル)
	米国(続き)		
1,365	Insight Enterprises Inc	Bank of America Merrill Lynch	(1,611)
19,396	Insight Enterprises Inc	Barclays Bank	24,439
5,363	Insight Enterprises Inc	Goldman Sachs	(6,328)
9,178	Insight Enterprises Inc	HSBC	(9,453)
606	Insight Enterprises Inc	Morgan Stanley	764
(11,899)	Insmed Inc	Barclays Bank	6,068
(6,492)	Insmed Inc	Goldman Sachs	958
(12,569)	Insmed Inc	HSBC	(23,001)
(2,812)	Insmed Inc	Morgan Stanley	(677)
13,376	Insperty Inc	Barclays Bank	82,262
2,443	Insperty Inc	HSBC	31
1,962	Insperty Inc	Morgan Stanley	12,066
14,769	Inspirato Inc	Barclays Bank	12,406
40,228	Inspirato Inc	HSBC	38,217
18,286	Inspirato Inc	Morgan Stanley	15,360
(2,428)	Inspire Medical Systems Inc	Bank of America Merrill Lynch	(45,840)
(2,952)	Inspire Medical Systems Inc	Barclays Bank	(15,941)
(1,887)	Inspire Medical Systems Inc	Goldman Sachs	(35,627)
(1,867)	Inspire Medical Systems Inc	HSBC	(63,900)
(1,189)	Inspire Medical Systems Inc	Morgan Stanley	(6,421)
(6,787)	Inspired Entertainment Inc	Bank of America Merrill Lynch	(4,344)
(10,298)	Inspired Entertainment Inc	Barclays Bank	(9,371)
(5,753)	Inspired Entertainment Inc	Morgan Stanley	(5,235)
(13,373)	Installed Building Products Inc	Barclays Bank	(71,679)
(12,221)	Insteel Industries Inc	Goldman Sachs	4,522
(12,082)	Insteel Industries Inc	HSBC	23,077
(2,519)	Insteel Industries Inc	Morgan Stanley	(1,360)
(14,517)	Instil Bio Inc	Barclays Bank	22,211
(2,304)	Instil Bio Inc	HSBC	(599)
2,419	Instructure Holdings Inc	Bank of America Merrill Lynch	3,798
11,316	Instructure Holdings Inc	Barclays Bank	13,466
7,546	Instructure Holdings Inc	Goldman Sachs	11,847
7,125	Instructure Holdings Inc	HSBC	6,199
5,161	Instructure Holdings Inc	Morgan Stanley	6,142
(879)	Insulet Corp	Bank of America Merrill Lynch	(6,751)
(2,508)	Insulet Corp	Barclays Bank	(4,364)
(1,587)	Insulet Corp	Goldman Sachs	(12,188)
(980)	Insulet Corp	HSBC	(12,867)
(550)	Insulet Corp	Morgan Stanley	(957)
1,699	Intapp Inc	Barclays Bank	(1,512)
2,897	Intapp Inc	Goldman Sachs	1,159
1,816	Intapp Inc	HSBC	(7,518)
9,186	Integer Holdings Corp	Barclays Bank	27,466
14,899	Integer Holdings Corp	Goldman Sachs	110,700
19,536	Integra LifeSciences Holdings Corp	Bank of America Merrill Lynch	39,267
21,354	Integra LifeSciences Holdings Corp	Barclays Bank	21,995
6,721	Integra LifeSciences Holdings Corp	Goldman Sachs	7,110
5,855	Integra LifeSciences Holdings Corp	HSBC	30,621
26,400	Integra LifeSciences Holdings Corp	Morgan Stanley	27,192
1,953	Integral Ad Science Holding LLC	Bank of America Merrill Lynch	2,832
11,571	Integral Ad Science Holding LLC	Barclays Bank	2,430
19,817	Integral Ad Science Holding LLC	Goldman Sachs	21,443
7,227	Integral Ad Science Holding LLC	HSBC	7,720
9,510	Integral Ad Science Holding LLC	Morgan Stanley	1,997
3,684	Intel Corp	Bank of America Merrill Lynch	5,812
27,937	Intel Corp	Barclays Bank	52,941
70,738	Intel Corp	Goldman Sachs	110,852
21,546	Intel Corp	HSBC	(345)
(1,719)	Intellia Therapeutics Inc	Bank of America Merrill Lynch	(3,455)
(6,254)	Intellia Therapeutics Inc	Barclays Bank	(4,065)
(10,047)	Intellia Therapeutics Inc	Goldman Sachs	(16,850)
(1,949)	Intellia Therapeutics Inc	HSBC	(10,903)

保有高	銘柄	取引相手	未実現純利益/(損) (米ドル)
	米国(続き)		
(2,301)	Intellia Therapeutics Inc	Morgan Stanley	(1,496)
(8,246)	Intellicheck Inc	Bank of America Merrill Lynch	990
(56,390)	Intellicheck Inc	Barclays Bank	(4,511)
(6,085)	Inter Parfums Inc	Barclays Bank	(9,736)
(6,472)	Inter Parfums Inc	Goldman Sachs	(8,155)
(5,182)	Inter Parfums Inc	HSBC	31,507
3,356	Interactive Brokers Group Inc 'A'	Bank of America Merrill Lynch	20,754
11,837	Interactive Brokers Group Inc 'A'	Barclays Bank	37,161
5,155	Interactive Brokers Group Inc 'A'	Goldman Sachs	32,820
475	Interactive Brokers Group Inc 'A'	HSBC	3,276
3,500	Interactive Brokers Group Inc 'A'	Morgan Stanley	11,900
11,854	Intercept Pharmaceuticals Inc	Barclays Bank	7,824
6,678	Intercept Pharmaceuticals Inc	Goldman Sachs	3,272
3,647	Intercept Pharmaceuticals Inc	HSBC	2,298
10,082	Intercontinental Exchange Inc	Barclays Bank	40,429
7,663	Intercontinental Exchange Inc	Goldman Sachs	36,859
6,190	Intercontinental Exchange Inc	HSBC	31,755
4,932	Intercontinental Exchange Inc	Morgan Stanley	19,777
(774)	InterDigital Inc	Bank of America Merrill Lynch	(2,763)
(9,315)	InterDigital Inc	Barclays Bank	(30,553)
(14,891)	InterDigital Inc	HSBC	(68,201)
(2,302)	Interface Inc	Bank of America Merrill Lynch	(2,302)
(77,946)	Interface Inc	Barclays Bank	(49,106)
(18,191)	Interface Inc	Goldman Sachs	(18,191)
(11,360)	Interface Inc	HSBC	(17,835)
(6,725)	Interface Inc	Morgan Stanley	(4,237)
(1,491)	International Bancshares Corp	Bank of America Merrill Lynch	(1,581)
(5,688)	International Bancshares Corp	Barclays Bank	(4,607)
(4,550)	International Bancshares Corp	Goldman Sachs	(7,144)
(11,278)	International Bancshares Corp	HSBC	(5,419)
(23,282)	International Bancshares Corp	Morgan Stanley	(18,858)
(1,674)	International Business Machines Corp	Barclays Bank	(11,517)
(26,115)	International Business Machines Corp	Goldman Sachs	(78,868)
(1,744)	International Flavors & Fragrances Inc	Bank of America Merrill Lynch	(4,656)
(3,047)	International Flavors & Fragrances Inc	Barclays Bank	(2,646)
(12,236)	International Flavors & Fragrances Inc	Goldman Sachs	(28,619)
(17,953)	International Flavors & Fragrances Inc	HSBC	(140,629)
10,707	International Game Technology Plc	Bank of America Merrill Lynch	19,096
26,443	International Game Technology Plc	Barclays Bank	21,947
37,047	International Game Technology Plc	Goldman Sachs	40,011
17,701	International Game Technology Plc	HSBC	57,174
8,300	International Game Technology Plc	Morgan Stanley	5,332
14,640	International Money Express Inc	Barclays Bank	3,928
27,726	International Money Express Inc	Goldman Sachs	23,013
1,897	International Money Express Inc	HSBC	57
(19,344)	International Paper Co	Bank of America Merrill Lynch	(18,051)
(25,748)	International Paper Co	Barclays Bank	(15,843)
(8,407)	International Paper Co	Goldman Sachs	(7,767)
(13,853)	International Paper Co	HSBC	(11,913)
(39,595)	International Paper Co	Morgan Stanley	(20,985)
(9,084)	International Seaways Inc	Barclays Bank	(1,998)
(31,527)	International Seaways Inc	Goldman Sachs	(34,364)
(13,122)	International Seaways Inc	HSBC	(58,130)
(5,956)	Interpublic Group of Cos Inc	Barclays Bank	(4,646)
53,446	Interpublic Group of Cos Inc	Goldman Sachs	5,345
(14,426)	Interpublic Group of Cos Inc	Goldman Sachs	4,959
3,687	Interpublic Group of Cos Inc	HSBC	(1,770)
(903)	Interpublic Group of Cos Inc	HSBC	433
(7,959)	Interpublic Group of Cos Inc	Morgan Stanley	(6,208)
(11,764)	Intevac Inc	Bank of America Merrill Lynch	235
(782)	Intevac Inc	Barclays Bank	(8)
(30,794)	Intevac Inc	Goldman Sachs	616

保有高	銘柄	取引相手	未実現純利益/(損) (米ドル)
(900)	Intevac Inc	HSBC	(99)
(4,245)	Intra-Cellular Therapies Inc	Bank of America Merrill Lynch	5,417
(3,848)	Intra-Cellular Therapies Inc	Barclays Bank	3,040
(13,139)	Intra-Cellular Therapies Inc	Goldman Sachs	17,537
(3,743)	Intra-Cellular Therapies Inc	HSBC	(45,270)
(2,645)	Intrepid Potash Inc	Barclays Bank	(10,644)
(407)	Intrepid Potash Inc	Goldman Sachs	(1,476)
(807)	Intrepid Potash Inc	HSBC	(5,483)
888	Intuit Inc	Bank of America Merrill Lynch	54,532
2,634	Intuit Inc	Barclays Bank	130,725
619	Intuit Inc	Goldman Sachs	41,483
557	Intuit Inc	HSBC	32,892
608	Intuit Inc	Morgan Stanley	30,175
(1,301)	Intuitive Surgical Inc	Bank of America Merrill Lynch	(12,260)
(3,135)	Intuitive Surgical Inc	Barclays Bank	(17,085)
(8,068)	Intuitive Surgical Inc	Goldman Sachs	(62,642)
(12,474)	Intuitive Surgical Inc	HSBC	(216,501)
(3,970)	Intuitive Surgical Inc	Morgan Stanley	(21,637)
5,918	Invacare Corp	Bank of America Merrill Lynch	(473)
9,737	Invacare Corp	Barclays Bank	611
16,923	Invacare Corp	Goldman Sachs	(1,354)
37,821	Invacare Corp	HSBC	(16,641)
(52,635)	Invesco Ltd	Barclays Bank	(30,002)
(46,459)	Invesco Ltd	Goldman Sachs	(73,405)
(64,416)	Invesco Ltd	HSBC	(100,488)
(26,339)	Invesco Mortgage Capital Inc (REIT)	Bank of America Merrill Lynch	132
(228,184)	Invesco Mortgage Capital Inc (REIT)	Barclays Bank	(10,268)
(133,797)	Invesco Mortgage Capital Inc (REIT)	Goldman Sachs	669
(58,591)	Invesco Mortgage Capital Inc (REIT)	HSBC	(4,980)
10,705	Investar Holding Corp	Barclays Bank	16,593
10,254	Investar Holding Corp	Goldman Sachs	18,560
29,512	Investar Holding Corp	HSBC	56,663
5,910	Investar Holding Corp	Morgan Stanley	9,161
670	Investors Title Co	Bank of America Merrill Lynch	446
1,037	Investors Title Co	Barclays Bank	6,072
5,531	Investors Title Co	Goldman Sachs	3,678
1,658	Investors Title Co	HSBC	(12,103)
1,069	Investors Title Co	Morgan Stanley	6,259
14,973	Invitae Corp	Bank of America Merrill Lynch	1,422
46,392	Invitae Corp	Barclays Bank	6,263
46,069	Invitae Corp	Goldman Sachs	4,377
54,319	Invitae Corp	HSBC	(20,913)
11,971	Invitae Corp	Morgan Stanley	1,616
2,070	Invitation Homes Inc (REIT)	Barclays Bank	2,939
(26,608)	Invitation Homes Inc (REIT)	Barclays Bank	(37,783)
8,254	Invitation Homes Inc (REIT)	Goldman Sachs	13,867
(15,763)	Invitation Homes Inc (REIT)	Goldman Sachs	(23,087)
13,219	Invitation Homes Inc (REIT)	HSBC	30,668
(9,967)	Invitation Homes Inc (REIT)	HSBC	(23,123)
48,322	Invitation Homes Inc (REIT)	Morgan Stanley	60,207
(1,152)	Invitation Homes Inc (REIT)	Morgan Stanley	(1,636)
(1,621)	Ionis Pharmaceuticals Inc	Bank of America Merrill Lynch	(1,054)
(3,917)	Ionis Pharmaceuticals Inc	Barclays Bank	8,696
(10,791)	Ionis Pharmaceuticals Inc	Goldman Sachs	(7,014)
(12,915)	Iovance Biotherapeutics Inc	Goldman Sachs	92,342
(6,269)	Iovance Biotherapeutics Inc	HSBC	38,680
(12,025)	Iovance Biotherapeutics Inc	Morgan Stanley	97,523
511	IPG Photonics Corp	Bank of America Merrill Lynch	3,266
522	IPG Photonics Corp	Barclays Bank	2,098
7,202	IPG Photonics Corp	Goldman Sachs	46,021
4,594	IPG Photonics Corp	HSBC	10,704
3,175	IPG Photonics Corp	Morgan Stanley	12,763

保有高	銘柄	取引相手	未実現純利益/(損) (米ドル)
米国(続き)			
(14,255)	Ipsidy Inc	Barclays Bank	143
(1,920)	IQVIA Holdings Inc	Bank of America Merrill Lynch	(17,261)
(5,332)	IQVIA Holdings Inc	Barclays Bank	(64,251)
(2,196)	IQVIA Holdings Inc	Goldman Sachs	(19,742)
(3,828)	IQVIA Holdings Inc	HSBC	(43,881)
(649)	IQVIA Holdings Inc	Morgan Stanley	(7,820)
4,757	iRadimed Corp	Barclays Bank	3,663
1,073	iRadimed Corp	Goldman Sachs	(1,191)
(1,517)	iRhythm Technologies Inc	Bank of America Merrill Lynch	(13,486)
(2,193)	iRhythm Technologies Inc	Barclays Bank	(6,667)
(5,549)	iRhythm Technologies Inc	Goldman Sachs	(49,300)
(310)	iRhythm Technologies Inc	HSBC	(6,680)
(1,017)	iRhythm Technologies Inc	Morgan Stanley	(3,092)
5,759	Iridium Communications Inc	Bank of America Merrill Lynch	20,675
28,267	Iridium Communications Inc	Barclays Bank	26,006
30,305	Iridium Communications Inc	Goldman Sachs	108,795
67,575	Iridium Communications Inc	HSBC	289,613
11,770	Iridium Communications Inc	Morgan Stanley	10,828
1,323	iRobot Corp	Bank of America Merrill Lynch	1,535
4,891	iRobot Corp	Barclays Bank	6,358
2,649	iRobot Corp	HSBC	7,715
2,790	iRobot Corp	Morgan Stanley	3,627
(13,385)	Iron Mountain Inc (REIT)	Bank of America Merrill Lynch	(15,794)
1,492	Iron Mountain Inc (REIT)	Barclays Bank	4,819
(7,406)	Iron Mountain Inc (REIT)	Goldman Sachs	(8,739)
(556)	Iron Mountain Inc (REIT)	HSBC	(667)
4,522	Iron Mountain Inc (REIT)	HSBC	12,971
(10,257)	Iron Mountain Inc (REIT)	Morgan Stanley	(33,130)
4,037	Iron Mountain Inc (REIT)	Morgan Stanley	10,188
30,449	Ironwood Pharmaceuticals Inc	Barclays Bank	(5,785)
40,905	Ironwood Pharmaceuticals Inc	Goldman Sachs	(13,908)
41,085	Ironwood Pharmaceuticals Inc	HSBC	(28,760)
15,436	Ironwood Pharmaceuticals Inc	Morgan Stanley	(2,933)
5,355	IsoPlexis Corp	Barclays Bank	428
1,334	IsoPlexis Corp	Goldman Sachs	280
8,602	IsoPlexis Corp	HSBC	(1,548)
1,260	IsoPlexis Corp	Morgan Stanley	101
(6,012)	iStar Inc (REIT)	Bank of America Merrill Lynch	(3,398)
(6,923)	iStar Inc (REIT)	Barclays Bank	(138)
(5,747)	iStar Inc (REIT)	Goldman Sachs	(4,425)
(33,590)	iStar Inc (REIT)	HSBC	(21,912)
(18,792)	iStar Inc (REIT)	Morgan Stanley	(376)
(471)	iTeos Therapeutics Inc	Barclays Bank	146
(5,853)	iTeos Therapeutics Inc	Goldman Sachs	4,911
(6,731)	iTeos Therapeutics Inc	HSBC	44,533
(44,244)	Iteris Inc	Bank of America Merrill Lynch	(11,061)
(9,336)	Iteris Inc	Goldman Sachs	(2,334)
(17,355)	Iteris Inc	Morgan Stanley	(3,297)
2,279	Itron Inc	Bank of America Merrill Lynch	8,159
9,755	Itron Inc	Barclays Bank	12,194
3,693	Itron Inc	Goldman Sachs	13,221
18,739	Itron Inc	HSBC	55,655
1,918	Itron Inc	Morgan Stanley	2,398
(21,489)	ITT Inc	Bank of America Merrill Lynch	(41,875)
(6,440)	ITT Inc	Barclays Bank	(22,357)
(7,643)	ITT Inc	Goldman Sachs	(19,687)
(21,570)	ITT Inc	HSBC	(44,086)
(3,544)	ITT Inc	Morgan Stanley	(13,239)
(8,218)	IVERIC bio Inc	Barclays Bank	2,301
(31,740)	IVERIC bio Inc	Goldman Sachs	2,539
(3,029)	IVERIC bio Inc	HSBC	(1,878)
7,986	J & J Snack Foods Corp	Barclays Bank	15,732

保有高	銘柄	取引相手	未実現純利益/(損) (米ドル)
米国(続き)			
6,103	J & J Snack Foods Corp	Goldman Sachs	4,577
(3,164)	J M Smucker Co	Barclays Bank	(5,221)
(9,778)	J M Smucker Co	Goldman Sachs	194,680
1,209	J M Smucker Co	Goldman Sachs	(980)
10,491	J M Smucker Co	HSBC	7,853
(2,372)	J M Smucker Co	Morgan Stanley	(3,914)
3,172	J M Smucker Co	Morgan Stanley	(8,550)
4,525	Jabil Inc	Bank of America Merrill Lynch	17,930
26,672	Jabil Inc	Barclays Bank	90,418
4,709	Jabil Inc	Goldman Sachs	16,953
15,258	Jabil Inc	HSBC	73,541
14,499	Jabil Inc	Morgan Stanley	49,151
(5,995)	Jack Henry & Associates Inc	Barclays Bank	(24,220)
(3,939)	Jack Henry & Associates Inc	Goldman Sachs	(36,712)
(14,805)	Jack Henry & Associates Inc	HSBC	(132,329)
1,071	Jack in the Box Inc	Bank of America Merrill Lynch	(7,276)
2,011	Jack in the Box Inc	Barclays Bank	(9,050)
4,973	Jack in the Box Inc	Goldman Sachs	(49,835)
2,803	Jack in the Box Inc	HSBC	(41,176)
3,059	Jack in the Box Inc	Morgan Stanley	(13,294)
4,086	Jacobs Engineering Group Inc	Barclays Bank	7,273
2,962	Jacobs Engineering Group Inc	Goldman Sachs	15,343
(6,827)	Jacobs Engineering Group Inc	Goldman Sachs	(25,760)
10,373	Jacobs Engineering Group Inc	HSBC	89,934
(1,608)	Jacobs Engineering Group Inc	HSBC	(14,227)
(21,517)	James River Group Holdings Ltd	Barclays Bank	(4,949)
(120)	Jamf Holding Corp	Bank of America Merrill Lynch	(414)
(21,423)	Jamf Holding Corp	Barclays Bank	7,712
(10,786)	Jamf Holding Corp	Goldman Sachs	(37,212)
(2,491)	Jamf Holding Corp	HSBC	(4,583)
(15,971)	Janus Henderson Group Plc	Barclays Bank	(11,180)
10,668	Janus Henderson Group Plc	Barclays Bank	7,468
(5,576)	Janus Henderson Group Plc	Goldman Sachs	(2,469)
(8,684)	Janus Henderson Group Plc	HSBC	(13,834)
8,880	Janus Henderson Group Plc	HSBC	10,440
(4,898)	Janus Henderson Group Plc	Morgan Stanley	(5,571)
10,269	Jasper Therapeutics Inc	Goldman Sachs	1,232
2,496	Jasper Therapeutics Inc	HSBC	(25)
(6,906)	Jazz Pharmaceuticals Plc	Barclays Bank	(18,646)
(1,375)	Jazz Pharmaceuticals Plc	Goldman Sachs	(1,444)
(3,009)	Jazz Pharmaceuticals Plc	HSBC	(19,047)
1,200	JB Hunt Transport Services Inc	Bank of America Merrill Lynch	(2,076)
9,665	JB Hunt Transport Services Inc	Barclays Bank	56,347
(2,139)	JB Hunt Transport Services Inc	Barclays Bank	(12,470)
2,528	JB Hunt Transport Services Inc	Goldman Sachs	(1,364)
(3,437)	JB Hunt Transport Services Inc	Goldman Sachs	5,946
757	JB Hunt Transport Services Inc	HSBC	(4,254)
(1,195)	JB Hunt Transport Services Inc	Morgan Stanley	(5,787)
(16,414)	JBG SMITH Properties (REIT)	Bank of America Merrill Lynch	(11,490)
(39,369)	JBG SMITH Properties (REIT)	Barclays Bank	(35,038)
13,416	JBG SMITH Properties (REIT)	Barclays Bank	11,940
(17,231)	JBG SMITH Properties (REIT)	Goldman Sachs	(12,062)
1,121	JBG SMITH Properties (REIT)	Goldman Sachs	785
(32,442)	JBG SMITH Properties (REIT)	HSBC	(48,339)
3,068	JBG SMITH Properties (REIT)	HSBC	3,015
(9,118)	JBG SMITH Properties (REIT)	Morgan Stanley	(8,115)
1,417	JBG SMITH Properties (REIT)	Morgan Stanley	1,146
23,046	Jefferies Financial Group Inc	Bank of America Merrill Lynch	49,779
(3,786)	Jefferies Financial Group Inc	Bank of America Merrill Lynch	(5,662)
42,416	Jefferies Financial Group Inc	Barclays Bank	64,896
14,623	Jefferies Financial Group Inc	Goldman Sachs	31,586
(5,974)	Jefferies Financial Group Inc	Goldman Sachs	(12,904)

保有高	銘柄	取引相手	未実現純利益/(損) (米ドル)
	米国(続き)		
7,301	Jefferies Financial Group Inc	HSBC	5,330
5,773	Jefferies Financial Group Inc	Morgan Stanley	8,833
30,940	JELD-WEN Holding Inc	Barclays Bank	21,039
25,190	JELD-WEN Holding Inc	Goldman Sachs	38,289
5,713	JELD-WEN Holding Inc	HSBC	4,399
79,669	JetBlue Airways Corp	Barclays Bank	31,868
174,309	JetBlue Airways Corp	Goldman Sachs	205,685
94,779	JetBlue Airways Corp	HSBC	71,084
1,523	JFrog Ltd	Bank of America Merrill Lynch	1,843
17,625	JFrog Ltd	Barclays Bank	(529)
9,698	JFrog Ltd	Goldman Sachs	7,851
6,886	JFrog Ltd	HSBC	3,512
1,313	JFrog Ltd	Morgan Stanley	(39)
(11,668)	Joby Aviation Inc	Bank of America Merrill Lynch	(5,484)
12,792	Joby Aviation Inc	Barclays Bank	8,187
15,200	Joby Aviation Inc	Goldman Sachs	7,144
3,659	Joby Aviation Inc	Morgan Stanley	2,342
591	John B Sanfilippo & Son Inc	Bank of America Merrill Lynch	361
3,592	John B Sanfilippo & Son Inc	Barclays Bank	7,040
9,188	John B Sanfilippo & Son Inc	Goldman Sachs	5,605
2,492	John B Sanfilippo & Son Inc	HSBC	4,311
5,083	John B Sanfilippo & Son Inc	Morgan Stanley	9,963
(1,831)	John Bean Technologies Corp	Barclays Bank	(15,545)
(4,080)	John Bean Technologies Corp	Goldman Sachs	(19,951)
(9,222)	John Bean Technologies Corp	HSBC	(45,747)
(12,054)	John Wiley & Sons Inc 'A'	Barclays Bank	(20,371)
(10,505)	John Wiley & Sons Inc 'A'	HSBC	(29,637)
(16,363)	Johnson & Johnson	Barclays Bank	55,470
(5,187)	Johnson & Johnson	Goldman Sachs	18,647
(5,104)	Johnson & Johnson	HSBC	6,357
(771)	Johnson & Johnson	Morgan Stanley	2,614
10,733	Johnson Controls International Plc	Barclays Bank	26,403
(21,401)	Johnson Controls International Plc	Barclays Bank	(52,646)
187	Johnson Controls International Plc	Goldman Sachs	445
(10,658)	Johnson Controls International Plc	Goldman Sachs	(26,923)
2,853	Johnson Outdoors Inc 'A'	Bank of America Merrill Lynch	(1,427)
3,787	Johnson Outdoors Inc 'A'	Barclays Bank	13,292
5,251	Johnson Outdoors Inc 'A'	Goldman Sachs	(2,626)
11,740	Johnson Outdoors Inc 'A'	HSBC	(470)
1,338	Johnson Outdoors Inc 'A'	Morgan Stanley	4,696
(3,903)	Joint Corp	Barclays Bank	(4,098)
(3,408)	Joint Corp	Goldman Sachs	2,406
(1,957)	Joint Corp	HSBC	(783)
(1,831)	Joint Corp	Morgan Stanley	(1,923)
325	Jones Lang LaSalle Inc	Bank of America Merrill Lynch	2,777
(151)	Jones Lang LaSalle Inc	Barclays Bank	(1,333)
1,401	Jones Lang LaSalle Inc	Barclays Bank	12,371
(3,233)	Jones Lang LaSalle Inc	Goldman Sachs	(20,239)
813	Jones Lang LaSalle Inc	Goldman Sachs	6,105
(1,814)	Jones Lang LaSalle Inc	HSBC	(5,351)
828	Jones Lang LaSalle Inc	HSBC	10,061
(2,513)	Jones Lang LaSalle Inc	Morgan Stanley	(22,190)
2,184	Jounce Therapeutics Inc	Bank of America Merrill Lynch	(1,201)
26,666	Jounce Therapeutics Inc	Barclays Bank	(16,266)
9,633	Jounce Therapeutics Inc	Goldman Sachs	(5,298)
2,805	Jounce Therapeutics Inc	Morgan Stanley	(1,711)
2,143	JPMorgan Chase & Co	Bank of America Merrill Lynch	28,266
23,387	JPMorgan Chase & Co	Barclays Bank	160,201
20,816	JPMorgan Chase & Co	Goldman Sachs	274,563
7,360	JPMorgan Chase & Co	HSBC	73,060
15,020	JPMorgan Chase & Co	Morgan Stanley	102,887
(14,311)	Juniper Networks Inc	Barclays Bank	(14,740)

保有高	銘柄	取引相手	未実現純利益/(損) (米ドル)
	米国(続き)		
177,788	Juniper Networks Inc	Goldman Sachs	65,782
(23,423)	Juniper Networks Inc	Goldman Sachs	(8,667)
16,132	Juniper Networks Inc	HSBC	3,737
(9,185)	Juniper Networks Inc	HSBC	551
(6,384)	Juniper Networks Inc	Morgan Stanley	(6,576)
(384)	Kadant Inc	Bank of America Merrill Lynch	(729)
(635)	Kadant Inc	Barclays Bank	(804)
(1,283)	Kadant Inc	Goldman Sachs	1,003
(426)	Kadant Inc	HSBC	275
(6,439)	Kadant Inc	Morgan Stanley	(8,371)
1,420	Kaiser Aluminum Corp	Bank of America Merrill Lynch	4,473
771	Kaiser Aluminum Corp	Barclays Bank	1,627
340	Kaiser Aluminum Corp	Goldman Sachs	1,071
4,318	Kaiser Aluminum Corp	HSBC	33,983
(1,775)	KalVista Pharmaceuticals Inc	Barclays Bank	266
(8,963)	KalVista Pharmaceuticals Inc	Goldman Sachs	538
(10,225)	Kaman Corp	Barclays Bank	(4,090)
(14,364)	Kaman Corp	Goldman Sachs	(25,281)
(8,285)	Kaman Corp	HSBC	(6,628)
(6,205)	KAR Auction Services Inc	Barclays Bank	(6,143)
(17,514)	KAR Auction Services Inc	Goldman Sachs	(23,649)
(28,683)	KAR Auction Services Inc	HSBC	(82,033)
35,938	Karat Packaging Inc	Barclays Bank	13,656
5,240	Karat Packaging Inc	Goldman Sachs	1,991
12,435	Karat Packaging Inc	Morgan Stanley	4,725
(3,559)	Karuna Therapeutics Inc	Barclays Bank	12,078
(3,680)	Karuna Therapeutics Inc	Goldman Sachs	(55)
6,924	Karyopharm Therapeutics Inc	Bank of America Merrill Lynch	5,816
19,324	Karyopharm Therapeutics Inc	Barclays Bank	9,082
9,168	Karyopharm Therapeutics Inc	Goldman Sachs	7,701
(16,027)	KB Home	Bank of America Merrill Lynch	(20,835)
(38,400)	KB Home	Barclays Bank	(74,496)
(10,141)	KB Home	Goldman Sachs	(13,184)
(26,759)	KB Home	HSBC	(36,050)
(18,207)	KB Home	Morgan Stanley	(35,322)
18,598	KBR Inc	Bank of America Merrill Lynch	76,624
15,980	KBR Inc	Barclays Bank	40,109
16,707	KBR Inc	Goldman Sachs	68,832
59,553	KBR Inc	HSBC	292,640
4,129	KBR Inc	Morgan Stanley	10,363
(14,195)	Kearny Financial Corp	Bank of America Merrill Lynch	(7,381)
(205,665)	Kearny Financial Corp	Barclays Bank	(41,133)
(184,527)	Kearny Financial Corp	Goldman Sachs	(95,954)
(53,360)	Kearny Financial Corp	HSBC	(16,008)
(25,168)	Kearny Financial Corp	Morgan Stanley	(5,034)
23,588	Kellogg Co	Bank of America Merrill Lynch	(111,807)
(9,893)	Kellogg Co	Bank of America Merrill Lynch	36,799
12,430	Kellogg Co	Barclays Bank	(622)
(5,583)	Kellogg Co	Barclays Bank	279
27,542	Kellogg Co	Goldman Sachs	(130,549)
(13,897)	Kellogg Co	Goldman Sachs	29,850
9,792	Kellogg Co	HSBC	(59,829)
(2,735)	Kellogg Co	HSBC	446
(7,557)	Kellogg Co	Morgan Stanley	378
2,598	Kelly Services Inc 'A'	Bank of America Merrill Lynch	3,429
5,906	Kelly Services Inc 'A'	Barclays Bank	2,599
21,643	Kelly Services Inc 'A'	HSBC	8,874
5,576	Kemper Corp	Bank of America Merrill Lynch	27,359
(7,836)	Kemper Corp	Goldman Sachs	(41,452)
(6,063)	Kemper Corp	HSBC	(26,253)
829	Kemper Corp	HSBC	3,590
1,574	Kemper Corp	Morgan Stanley	5,635

保有高	銘柄	取引相手	未実現純利益/(損) (米ドル)
	米国(続き)		
(10,099)	KemPharm Inc	Goldman Sachs	(3,939)
(6,894)	KemPharm Inc	HSBC	(4,412)
(6,445)	KemPharm Inc	Morgan Stanley	(580)
18,458	Kennametal Inc	Bank of America Merrill Lynch	32,117
27,596	Kennametal Inc	Barclays Bank	28,424
32,923	Kennametal Inc	Goldman Sachs	57,286
27,598	Kennametal Inc	HSBC	27,003
11,081	Kennametal Inc	Morgan Stanley	11,333
1,099	Kennedy-Wilson Holdings Inc	Bank of America Merrill Lynch	385
23,693	Kennedy-Wilson Holdings Inc	Barclays Bank	12,320
94,016	Kennedy-Wilson Holdings Inc	Goldman Sachs	32,906
(782)	Keros Therapeutics Inc	Bank of America Merrill Lynch	7,765
(2,120)	Keros Therapeutics Inc	Barclays Bank	4,728
(5,862)	Keros Therapeutics Inc	Goldman Sachs	58,210
(435)	Keros Therapeutics Inc	HSBC	4,080
(6,269)	Keurig Dr Pepper Inc	Bank of America Merrill Lynch	3,131
101,198	Keurig Dr Pepper Inc	Barclays Bank	(35,419)
(36,660)	Keurig Dr Pepper Inc	Goldman Sachs	72,185
(19,812)	Keurig Dr Pepper Inc	HSBC	50,124
66,360	Keurig Dr Pepper Inc	Morgan Stanley	(23,226)
(3,393)	Keurig Dr Pepper Inc	Morgan Stanley	1,188
8,608	Key Tronic Corp	Bank of America Merrill Lynch	904
63,469	KeyCorp	Bank of America Merrill Lynch	74,259
146,566	KeyCorp	Barclays Bank	109,924
64,363	KeyCorp	Goldman Sachs	74,059
37,597	KeyCorp	HSBC	33,686
79,701	KeyCorp	Morgan Stanley	59,775
4,695	Keysight Technologies Inc	Bank of America Merrill Lynch	46,879
6,352	Keysight Technologies Inc	Barclays Bank	31,951
20,056	Keysight Technologies Inc	Goldman Sachs	200,022
9,063	Keysight Technologies Inc	HSBC	100,342
2,638	Keysight Technologies Inc	Morgan Stanley	13,269
(1,606)	Kezar Life Sciences Inc	Bank of America Merrill Lynch	1,478
(5,235)	Kezar Life Sciences Inc	Barclays Bank	2,146
(12,478)	Kezar Life Sciences Inc	Goldman Sachs	10,169
(6,590)	Kezar Life Sciences Inc	HSBC	4,020
(10,330)	Kezar Life Sciences Inc	Morgan Stanley	4,235
5,719	Kforce Inc	Barclays Bank	(16,070)
20,671	Kforce Inc	Goldman Sachs	(159,373)
452	Kforce Inc	HSBC	(4,231)
(19,975)	Kilroy Realty Corp (REIT)	Barclays Bank	(14,182)
(17,208)	Kilroy Realty Corp (REIT)	Morgan Stanley	(12,218)
(2,165)	Kimball Electronics Inc	Bank of America Merrill Lynch	(2,825)
(8,246)	Kimball Electronics Inc	Barclays Bank	(4,247)
(29,665)	Kimball Electronics Inc	Goldman Sachs	(38,713)
(9,706)	Kimball Electronics Inc	HSBC	(8,590)
(6,722)	Kimball Electronics Inc	Morgan Stanley	(3,462)
1,540	Kimball International Inc 'B'	Bank of America Merrill Lynch	62
31,085	Kimball International Inc 'B'	Barclays Bank	3,730
81,333	Kimball International Inc 'B'	Goldman Sachs	3,253
8,092	Kimberly-Clark Corp	Bank of America Merrill Lynch	16,487
(28,338)	Kimberly-Clark Corp	Barclays Bank	(53,559)
3,643	Kimberly-Clark Corp	Barclays Bank	(1,377)
(16,446)	Kimberly-Clark Corp	Goldman Sachs	125,483
4,602	Kimberly-Clark Corp	HSBC	243
(6,216)	Kimberly-Clark Corp	Morgan Stanley	(11,748)
2,637	Kimberly-Clark Corp	Morgan Stanley	4,984
(34,648)	Kimco Realty Corp (REIT)	Bank of America Merrill Lynch	(10,048)
(24,403)	Kimco Realty Corp (REIT)	Barclays Bank	(33,483)
(41,443)	Kimco Realty Corp (REIT)	Goldman Sachs	(16,843)
(25,863)	Kimco Realty Corp (REIT)	HSBC	(7,297)
(4,361)	Kimco Realty Corp (REIT)	Morgan Stanley	(4,874)

保有高	銘柄	取引相手	未実現純利益/(損) (米ドル)
	米国(続き)		
28,147	Kinder Morgan Inc	Barclays Bank	22,279
36,973	Kinder Morgan Inc	Goldman Sachs	21,444
43,555	Kinder Morgan Inc	HSBC	35,843
8,131	Kinder Morgan Inc	Morgan Stanley	6,586
5,280	King Pubco Inc	Barclays Bank	(422)
14,530	King Pubco Inc	Goldman Sachs	6,248
15,656	King Pubco Inc	HSBC	5,166
4,626	King Pubco Inc	Morgan Stanley	(370)
14,808	Kiniksa Pharmaceuticals Ltd 'A'	Barclays Bank	(9,033)
38,733	Kiniksa Pharmaceuticals Ltd 'A'	Goldman Sachs	(19,367)
14,185	Kinnate Biopharma Inc	Barclays Bank	(40,995)
6,656	Kinnate Biopharma Inc	Goldman Sachs	(12,913)
6,902	Kinnate Biopharma Inc	HSBC	2,968
14,367	Kinnate Biopharma Inc	Morgan Stanley	(41,521)
(4,528)	Kinsale Capital Group Inc	Bank of America Merrill Lynch	(50,669)
(5,602)	Kinsale Capital Group Inc	Barclays Bank	(43,864)
(3,162)	Kinsale Capital Group Inc	Goldman Sachs	(34,404)
(2,272)	Kinsale Capital Group Inc	HSBC	(21,098)
(1,991)	Kinsale Capital Group Inc	Morgan Stanley	(15,589)
9,845	Kirby Corp	Bank of America Merrill Lynch	35,048
5,889	Kirby Corp	Barclays Bank	21,730
1,107	Kirby Corp	Goldman Sachs	3,941
(3,694)	Kirby Corp	HSBC	(20,243)
10,057	Kirby Corp	HSBC	55,112
1,118	Kirby Corp	Morgan Stanley	4,125
(19,199)	Kirkland's Inc	Barclays Bank	7,680
(7,332)	Kirkland's Inc	HSBC	9,605
(7,997)	Kite Realty Group Trust (REIT)	Bank of America Merrill Lynch	1,769
(66,812)	Kite Realty Group Trust (REIT)	Barclays Bank	(78,838)
(77,806)	Kite Realty Group Trust (REIT)	Goldman Sachs	35,982
(1,945)	Kite Realty Group Trust (REIT)	HSBC	1,273
4,958	KKR & Co Inc	Goldman Sachs	18,493
9,305	KKR Real Estate Finance Trust Inc (REIT)	Bank of America Merrill Lynch	5,979
12,433	KKR Real Estate Finance Trust Inc (REIT)	Barclays Bank	7,211
8,788	KKR Real Estate Finance Trust Inc (REIT)	Goldman Sachs	5,572
7,290	KKR Real Estate Finance Trust Inc (REIT)	HSBC	10,517
6,994	KKR Real Estate Finance Trust Inc (REIT)	Morgan Stanley	3,350
492	KLA Corp	Bank of America Merrill Lynch	14,917
1,478	KLA Corp	Barclays Bank	29,087
4,210	KLA Corp	Goldman Sachs	127,647
(3,014)	KLA Corp	Goldman Sachs	(93,653)
1,585	KLA Corp	HSBC	66,554
(1,223)	KLA Corp	HSBC	(28,357)
543	KLA Corp	Morgan Stanley	10,686
(9,098)	KLX Energy Services Holdings Inc	Bank of America Merrill Lynch	(9,553)
(3,093)	Knight-Swift Transportation Holdings Inc	Bank of America Merrill Lynch	(3,093)
(1,135)	Knight-Swift Transportation Holdings Inc	Barclays Bank	(533)
(11,901)	Knight-Swift Transportation Holdings Inc	Goldman Sachs	(11,901)
(4,888)	Knight-Swift Transportation Holdings Inc	HSBC	11,291
(12,866)	Knight-Swift Transportation Holdings Inc	Morgan Stanley	(6,047)
7,149	Knowles Corp	Bank of America Merrill Lynch	2,302
84,772	Knowles Corp	Barclays Bank	22,888
57,369	Knowles Corp	Goldman Sachs	18,433
7,030	Knowles Corp	Morgan Stanley	1,898
10,553	Kodiak Sciences Inc	Bank of America Merrill Lynch	14,035
22,195	Kodiak Sciences Inc	Barclays Bank	3,995
4,139	Kodiak Sciences Inc	Goldman Sachs	5,505
26,521	Kodiak Sciences Inc	HSBC	45,881
5,056	Kontoor Brands Inc	Bank of America Merrill Lynch	(16,483)
4,929	Kontoor Brands Inc	Barclays Bank	6,112
5,392	Kontoor Brands Inc	Goldman Sachs	(17,578)
11,166	Kontoor Brands Inc	HSBC	(33,721)

保有高	銘柄	取引相手	未実現純利益/(損) (米ドル)
	米国(続き)		
6,858	Kontoor Brands Inc	Morgan Stanley	8,504
(12,969)	Kopin Corp	Bank of America Merrill Lynch	908
(2,768)	Kopin Corp	Goldman Sachs	194
(10,052)	Kopin Corp	HSBC	1,307
(10,073)	Koppers Holdings Inc	Barclays Bank	(18,232)
(18,378)	Koppers Holdings Inc	Goldman Sachs	(38,594)
(12,708)	Koppers Holdings Inc	Morgan Stanley	(23,001)
(5,287)	Korn Ferry	Bank of America Merrill Lynch	(8,757)
(11,129)	Korn Ferry	Barclays Bank	(25,465)
(6,071)	Korn Ferry	Goldman Sachs	(10,783)
(2,316)	Korn Ferry	HSBC	(2,039)
(1,246)	Korn Ferry	Morgan Stanley	(2,941)
10,086	Kosmos Energy Ltd	HSBC	16,702
(12,719)	Kraft Heinz Co	Goldman Sachs	85,980
(61,236)	Kraft Heinz Co	HSBC	420,691
(28,781)	Kraft Heinz Co	Morgan Stanley	48,064
(17,091)	Kratos Defense & Security Solutions Inc	Barclays Bank	(17,775)
(5,298)	Kratos Defense & Security Solutions Inc	HSBC	(8,742)
(37,643)	Krispy Kreme Inc	HSBC	(75,286)
(4,931)	Krispy Kreme Inc	Morgan Stanley	(1,183)
18,512	Kroger Co	Bank of America Merrill Lynch	(4,582)
(13,277)	Kroger Co	Barclays Bank	(31,201)
7,115	Kroger Co	Goldman Sachs	(4,482)
(2,996)	Kroger Co	Goldman Sachs	(8,770)
(1,644)	Kroger Co	Morgan Stanley	(1,854)
2,872	Kronos Bio Inc	Bank of America Merrill Lynch	144
16,128	Kronos Bio Inc	Barclays Bank	(2,419)
14,669	Kronos Bio Inc	Goldman Sachs	733
13,420	Kronos Bio Inc	HSBC	(8,320)
37,219	Kronos Bio Inc	Morgan Stanley	1,247
(26,578)	Kronos Worldwide Inc	Barclays Bank	(23,389)
(20,844)	Kronos Worldwide Inc	Goldman Sachs	(58,989)
(53,544)	Kronos Worldwide Inc	HSBC	(174,018)
(1,665)	Krystal Biotech Inc	Bank of America Merrill Lynch	(2,690)
(394)	Krystal Biotech Inc	Barclays Bank	(185)
(596)	Krystal Biotech Inc	Goldman Sachs	(882)
(7,184)	Krystal Biotech Inc	HSBC	(64,225)
(3,068)	Kulicke & Soffa Industries Inc	Barclays Bank	(9,081)
(6,010)	Kulicke & Soffa Industries Inc	Goldman Sachs	(14,184)
(3,814)	Kulicke & Soffa Industries Inc	HSBC	(11,289)
(1,952)	Kulicke & Soffa Industries Inc	Morgan Stanley	(5,778)
2,314	Kura Oncology Inc	Bank of America Merrill Lynch	3,957
5,588	Kura Oncology Inc	Barclays Bank	3,073
2,491	Kura Oncology Inc	Goldman Sachs	4,260
(728)	Kura Sushi USA Inc 'A'	Bank of America Merrill Lynch	(3,519)
(3,020)	Kura Sushi USA Inc 'A'	Barclays Bank	(11,144)
(2,010)	Kura Sushi USA Inc 'A'	Goldman Sachs	(7,357)
(3,000)	Kura Sushi USA Inc 'A'	HSBC	(2,205)
3,795	KVH Industries Inc	Bank of America Merrill Lynch	721
30,118	KVH Industries Inc	Barclays Bank	14,457
13,245	KVH Industries Inc	Morgan Stanley	6,358
(1,864)	Kymera Therapeutics Inc	Bank of America Merrill Lynch	3,542
(5,474)	Kymera Therapeutics Inc	Barclays Bank	1,040
(1,518)	Kymera Therapeutics Inc	HSBC	5,404
(4,170)	Kyndryl Holdings Inc	Goldman Sachs	(959)
(4,166)	Kyndryl Holdings Inc	HSBC	1,500
10,797	Kyndryl Holdings Inc	Morgan Stanley	(5,217)
23,258	L B Foster Co 'A'	Bank of America Merrill Lynch	14,536
8,413	L B Foster Co 'A'	Barclays Bank	3,323
14,739	L B Foster Co 'A'	Goldman Sachs	9,212
1,159	L B Foster Co 'A'	HSBC	122
11,886	L B Foster Co 'A'	Morgan Stanley	4,695

保有高	銘柄	取引相手	未実現純利益/(損) (米ドル)
	米国(続き)		
(16,325)	L Brands Inc	Bank of America Merrill Lynch	118,682
(29,081)	L Brands Inc	Goldman Sachs	211,419
(7,147)	L Brands Inc	HSBC	65,752
2,736	La Jolla Pharmaceutical Co	Bank of America Merrill Lynch	(930)
5,352	La Jolla Pharmaceutical Co	Barclays Bank	-
2,664	La Jolla Pharmaceutical Co	HSBC	80
8,968	La Jolla Pharmaceutical Co	Morgan Stanley	-
(2,450)	Laboratory Corp of America Holdings	Bank of America Merrill Lynch	(17,444)
872	Laboratory Corp of America Holdings	Barclays Bank	-
(3,898)	Laboratory Corp of America Holdings	Goldman Sachs	(27,754)
379	Laboratory Corp of America Holdings	Goldman Sachs	931
(1,674)	Laboratory Corp of America Holdings	HSBC	(14,874)
(689)	Laboratory Corp of America Holdings	Morgan Stanley	-
1,288	Laboratory Corp of America Holdings	Morgan Stanley	-
(9,421)	Ladder Capital Corp (REIT)	Bank of America Merrill Lynch	(1,131)
(34,643)	Ladder Capital Corp (REIT)	Barclays Bank	(12,471)
(94,341)	Ladder Capital Corp (REIT)	Goldman Sachs	(12,202)
(63,409)	Ladder Capital Corp (REIT)	HSBC	(27,266)
(12,907)	Ladder Capital Corp (REIT)	Morgan Stanley	(4,647)
(927)	Laird Superfood Inc	Barclays Bank	83
1,600	Lakeland Bancorp Inc	Bank of America Merrill Lynch	784
66,080	Lakeland Bancorp Inc	Barclays Bank	25,110
27,430	Lakeland Bancorp Inc	Goldman Sachs	13,441
31,515	Lakeland Bancorp Inc	HSBC	10,725
130,499	Lakeland Bancorp Inc	Morgan Stanley	49,590
(377)	Lakeland Financial Corp	Bank of America Merrill Lynch	54
(14,083)	Lakeland Financial Corp	Barclays Bank	(10,562)
(6,223)	Lakeland Financial Corp	Goldman Sachs	(11,886)
(1,741)	Lakeland Financial Corp	HSBC	825
(29,422)	Lakeland Industries Inc	Barclays Bank	(31,776)
(363)	Lam Research Corp	Bank of America Merrill Lynch	(11,798)
(5,573)	Lam Research Corp	Barclays Bank	(176,497)
682	Lam Research Corp	Goldman Sachs	13,852
598	Lam Research Corp	HSBC	21,331
1,576	Lam Research Corp	Morgan Stanley	50,113
1,324	Lamar Advertising Co 'A' (REIT)	Bank of America Merrill Lynch	4,008
2,688	Lamar Advertising Co 'A' (REIT)	Barclays Bank	2,876
(3,878)	Lamar Advertising Co 'A' (REIT)	Goldman Sachs	3,723
4,185	Lamar Advertising Co 'A' (REIT)	Goldman Sachs	(2,483)
(3,010)	Lamar Advertising Co 'A' (REIT)	HSBC	181
1,260	Lamar Advertising Co 'A' (REIT)	HSBC	(978)
2,688	Lamar Advertising Co 'A' (REIT)	Morgan Stanley	2,876
(10,850)	Lamb Weston Holdings Inc	Bank of America Merrill Lynch	(50,312)
(7,137)	Lamb Weston Holdings Inc	Goldman Sachs	(30,434)
(5,071)	Lamb Weston Holdings Inc	HSBC	(22,924)
(5,970)	Lamb Weston Holdings Inc	Morgan Stanley	(21,552)
5,250	Lancaster Colony Corp	Barclays Bank	(13,755)
8,344	Lancaster Colony Corp	Goldman Sachs	(109,640)
3,311	Lancaster Colony Corp	HSBC	(50,711)
545	Lancaster Colony Corp	Morgan Stanley	(1,428)
47,985	Landec Corp	Goldman Sachs	35,509
12,845	Landec Corp	HSBC	11,560
(7,590)	Landmark Bancorp Inc	Bank of America Merrill Lynch	(4,934)
(12,676)	Landmark Bancorp Inc	Goldman Sachs	(8,239)
3,897	Landos Biopharma Inc	Goldman Sachs	175
2,976	Lands' End Inc	Barclays Bank	1,786
1,236	Lands' End Inc	HSBC	(1,644)
2,650	Lands' End Inc	Morgan Stanley	1,590
16,919	Landsea Homes Corp	Barclays Bank	1,861
7,388	Landsea Homes Corp	HSBC	(6,575)
5,387	Landstar System Inc	Bank of America Merrill Lynch	(15,191)
6,564	Landstar System Inc	Barclays Bank	10,174

保有高	銘柄	取引相手	未実現純利益/(損) (米ドル)
米国(続き)			
(2,608)	Landstar System Inc	Barclays Bank	(4,042)
8,664	Landstar System Inc	Goldman Sachs	(24,432)
(1,838)	Landstar System Inc	Goldman Sachs	5,183
(837)	Landstar System Inc	HSBC	6,077
3,463	Lannett Co Inc	Bank of America Merrill Lynch	(131)
1,056	Lannett Co Inc	Barclays Bank	(7)
3,386	Lannett Co Inc	Morgan Stanley	(24)
(3,106)	Lantheus Holdings Inc	Bank of America Merrill Lynch	(9,536)
(1,435)	Lantheus Holdings Inc	Barclays Bank	(4,807)
(873)	Lantheus Holdings Inc	Goldman Sachs	(3,416)
(13,099)	Lantheus Holdings Inc	Morgan Stanley	(43,881)
6,571	Lantronix Inc	Barclays Bank	(723)
2,334	Lantronix Inc	HSBC	(210)
6,402	Lantronix Inc	Morgan Stanley	(704)
298	Laredo Petroleum Inc	Bank of America Merrill Lynch	7,864
1,741	Laredo Petroleum Inc	Barclays Bank	31,756
360	Laredo Petroleum Inc	Goldman Sachs	6,200
1,320	Laredo Petroleum Inc	HSBC	35,555
(41,207)	Las Vegas Sands Corp	Barclays Bank	(113,319)
(1,677)	Las Vegas Sands Corp	HSBC	(8,889)
(31,572)	Latch Inc	Barclays Bank	(4,578)
(7,070)	Latch Inc	HSBC	3,641
(8,106)	Latch Inc	Morgan Stanley	1,175
(2,181)	Latham Group Inc	Bank of America Merrill Lynch	2,203
(9,345)	Latham Group Inc	Barclays Bank	2,056
(19,121)	Latham Group Inc	Goldman Sachs	19,312
(1,466)	Latham Group Inc	HSBC	3,460
1,561	Lattice Semiconductor Corp	Bank of America Merrill Lynch	6,057
15,749	Lattice Semiconductor Corp	Barclays Bank	44,412
39,791	Lattice Semiconductor Corp	Goldman Sachs	154,390
20,674	Lattice Semiconductor Corp	HSBC	144,925
7,914	Lattice Semiconductor Corp	Morgan Stanley	22,317
6,244	Laureate Education Inc	Bank of America Merrill Lynch	7,586
7,126	Laureate Education Inc	Barclays Bank	2,387
59,243	Laureate Education Inc	Goldman Sachs	70,260
34,073	Laureate Education Inc	HSBC	48,554
(10,779)	Lazard Ltd 'A'	Bank of America Merrill Lynch	(30,073)
(38,179)	Lazard Ltd 'A'	Barclays Bank	(53,832)
(17,264)	Lazard Ltd 'A'	Goldman Sachs	(48,167)
(4,400)	Lazard Ltd 'A'	Morgan Stanley	(6,204)
5,627	La-Z-Boy Inc	Bank of America Merrill Lynch	(4,558)
16,850	La-Z-Boy Inc	Barclays Bank	23,590
11,893	La-Z-Boy Inc	Goldman Sachs	(11,275)
18,097	La-Z-Boy Inc	HSBC	(29,591)
5,633	La-Z-Boy Inc	Morgan Stanley	7,886
(3,036)	Lazydays Holdings Inc	Bank of America Merrill Lynch	3,267
(6,617)	Lazydays Holdings Inc	Barclays Bank	(2,316)
(17,191)	Lazydays Holdings Inc	Goldman Sachs	44,525
(4,229)	Lazydays Holdings Inc	HSBC	14,421
240	LCI Industries	Bank of America Merrill Lynch	1,914
7,367	LCI Industries	Barclays Bank	52,969
2,319	LCI Industries	HSBC	17,903
11,046	LCNB Corp	Barclays Bank	4,860
3,206	LCNB Corp	Goldman Sachs	737
4,094	LCNB Corp	HSBC	(205)
7,441	LCNB Corp	Morgan Stanley	3,274
3,573	Lear Corp	Bank of America Merrill Lynch	38,482
5,726	Lear Corp	Barclays Bank	36,201
5,221	Lear Corp	Goldman Sachs	56,230
6,441	Lear Corp	HSBC	69,692
4,753	Lear Corp	Morgan Stanley	36,180
567	Lee Enterprises Inc	Goldman Sachs	454

保有高	銘柄	取引相手	未実現純利益/(損) (米ドル)
米国(続き)			
1,660	Lee Enterprises Inc	HSBC	4,465
592	Lee Enterprises Inc	Morgan Stanley	408
(5,079)	Legacy Housing Corp	Barclays Bank	7,060
(4,267)	Legacy Housing Corp	Goldman Sachs	7,254
(4,074)	Legacy Housing Corp	HSBC	8,311
(32,833)	Legalzoom.com Inc	Barclays Bank	(64,024)
(7,312)	Legalzoom.com Inc	Goldman Sachs	(13,381)
(1,599)	Leggett & Platt Inc	Bank of America Merrill Lynch	(2,670)
(1,278)	Leggett & Platt Inc	Bank of America Merrill Lynch	(1,192)
(20,396)	Leggett & Platt Inc	Barclays Bank	(35,489)
(14,519)	Leggett & Platt Inc	Goldman Sachs	(24,247)
(12,517)	Leggett & Platt Inc	Goldman Sachs	20,903
(23,803)	Leggett & Platt Inc	HSBC	(43,321)
10,212	Leggett & Platt Inc	HSBC	12,246
(2,731)	Leggett & Platt Inc	Morgan Stanley	(4,752)
1,414	Leggett & Platt Inc	Morgan Stanley	2,460
(245)	Leidos Holdings Inc	Bank of America Merrill Lynch	(449)
(936)	Leidos Holdings Inc	Barclays Bank	(2,050)
5,418	Leidos Holdings Inc	Barclays Bank	11,865
5,024	Leidos Holdings Inc	Goldman Sachs	14,919
(4,240)	Leidos Holdings Inc	Morgan Stanley	(9,286)
(10,480)	LeMaitre Vascular Inc	Barclays Bank	(5,659)
(11,258)	LeMaitre Vascular Inc	Goldman Sachs	(14,298)
(4,676)	LeMaitre Vascular Inc	HSBC	(27,214)
7,480	Lemonade Inc	Bank of America Merrill Lynch	21,242
5,212	Lemonade Inc	Barclays Bank	8,652
2,169	Lemonade Inc	Goldman Sachs	6,615
2,960	Lemonade Inc	HSBC	11,514
1,273	Lemonade Inc	Morgan Stanley	2,113
2,018	LendingClub Corp	Bank of America Merrill Lynch	4,392
9,333	LendingClub Corp	Goldman Sachs	18,293
2,829	LendingClub Corp	HSBC	6,970
4,086	LendingClub Corp	Morgan Stanley	8,540
1,076	LendingTree Inc	Bank of America Merrill Lynch	611
3,945	LendingTree Inc	Barclays Bank	7,417
5,962	LendingTree Inc	Goldman Sachs	(3,473)
1,825	LendingTree Inc	HSBC	(6,466)
27,842	Lennar Corp 'A'	Barclays Bank	163,155
30,557	Lennar Corp 'A'	Goldman Sachs	142,652
29,012	Lennar Corp 'A'	HSBC	82,990
20,123	Lennar Corp 'A'	Morgan Stanley	117,921
1,466	Lennox International Inc	Bank of America Merrill Lynch	(13,942)
14,323	Lennox International Inc	Barclays Bank	10,599
5,688	Lennox International Inc	Goldman Sachs	(51,362)
1,732	Lennox International Inc	HSBC	(17,528)
1,258	Lennox International Inc	Morgan Stanley	931
(22,250)	LENSAR Inc	Bank of America Merrill Lynch	14,240
(586)	LENSAR Inc	Barclays Bank	328
(1,462)	LENSAR Inc	Goldman Sachs	936
(7,457)	LENSAR Inc	HSBC	3,952
(10,755)	LENSAR Inc	Morgan Stanley	6,023
(5,605)	Leslie's Inc	Bank of America Merrill Lynch	(4,599)
(4,716)	Leslie's Inc	Barclays Bank	(2,594)
(14,280)	Leslie's Inc	Goldman Sachs	(10,382)
(7,605)	Leslie's Inc	HSBC	(2,844)
(5,427)	Leslie's Inc	Morgan Stanley	(3,806)
26,463	Levi Strauss & Co 'A'	Barclays Bank	40,224
42,172	Levi Strauss & Co 'A'	Goldman Sachs	28,665
26,579	Levi Strauss & Co 'A'	HSBC	26,640
2,939	Levi Strauss & Co 'A'	Morgan Stanley	4,951
(3,374)	Lexicon Pharmaceuticals Inc	Bank of America Merrill Lynch	(101)
(2,606)	Lexicon Pharmaceuticals Inc	Barclays Bank	(104)

保有高	銘柄	取引相手	未実現純利益/(損) (米ドル)
米国(続き)			
(22,877)	Lexicon Pharmaceuticals Inc	Goldman Sachs	(686)
(16,282)	Lexicon Pharmaceuticals Inc	HSBC	(651)
(6,000)	Lexicon Pharmaceuticals Inc	Morgan Stanley	(240)
(1,780)	LGI Homes Inc	Bank of America Merrill Lynch	3,880
(6,265)	LGI Homes Inc	Barclays Bank	(23,618)
(6,478)	LGI Homes Inc	Goldman Sachs	14,122
(21,456)	LGI Homes Inc	HSBC	25,962
(4,162)	LGI Homes Inc	Morgan Stanley	(15,691)
(2,647)	Liberty Broadband Corp 'A'	Bank of America Merrill Lynch	(26,417)
(7,545)	Liberty Broadband Corp 'A'	Barclays Bank	(55,154)
(7,207)	Liberty Broadband Corp 'A'	Goldman Sachs	(69,986)
(12,430)	Liberty Broadband Corp 'A'	HSBC	(132,422)
(1,844)	Liberty Broadband Corp 'A'	Morgan Stanley	(13,480)
(436)	Liberty Broadband Corp 'C'	Bank of America Merrill Lynch	(3,793)
(7,941)	Liberty Broadband Corp 'C'	Barclays Bank	(49,472)
(2,920)	Liberty Broadband Corp 'C'	Goldman Sachs	(25,404)
(1,688)	Liberty Broadband Corp 'C'	HSBC	(16,998)
(13,401)	Liberty Broadband Corp 'C'	Morgan Stanley	(83,488)
26,447	Liberty Global Plc 'A'	Bank of America Merrill Lynch	48,398
59,849	Liberty Global Plc 'A'	Barclays Bank	101,743
29,031	Liberty Global Plc 'A'	Goldman Sachs	53,127
29,016	Liberty Global Plc 'A'	HSBC	89,184
42,141	Liberty Global Plc 'A'	Morgan Stanley	71,640
18,664	Liberty Latin America Ltd 'A'	Bank of America Merrill Lynch	14,371
5,113	Liberty Latin America Ltd 'A'	Barclays Bank	2,505
48,876	Liberty Latin America Ltd 'A'	Goldman Sachs	37,635
10,095	Liberty Latin America Ltd 'A'	HSBC	18,474
14,180	Liberty Latin America Ltd 'A'	Morgan Stanley	6,948
(35,591)	Liberty Latin America Ltd 'C'	Barclays Bank	(20,999)
(14,525)	Liberty Latin America Ltd 'C'	HSBC	(26,833)
(1,690)	Liberty Media Corp-Liberty Braves 'A'	Barclays Bank	(62)
(9,229)	Liberty Media Corp-Liberty Braves 'A'	Goldman Sachs	1,903
(8,944)	Liberty Media Corp-Liberty Braves 'C'	Barclays Bank	1,789
(28,669)	Liberty Media Corp-Liberty Braves 'C'	Goldman Sachs	-
(27,952)	Liberty Media Corp-Liberty Braves 'C'	Morgan Stanley	5,590
(3,001)	Liberty Media Corp-Liberty Formula One 'A'	Bank of America Merrill Lynch	(5,612)
(4,029)	Liberty Media Corp-Liberty Formula One 'A'	Barclays Bank	(6,164)
461	Liberty Media Corp-Liberty Formula One 'A'	Barclays Bank	705
(11,211)	Liberty Media Corp-Liberty Formula One 'A'	Goldman Sachs	(20,965)
(6,076)	Liberty Media Corp-Liberty Formula One 'A'	HSBC	(36,517)
(15,169)	Liberty Media Corp-Liberty Formula One 'C'	Barclays Bank	(17,540)
(26,525)	Liberty Media Corp-Liberty Formula One 'C'	Goldman Sachs	(59,732)
(27,382)	Liberty Media Corp-Liberty SiriusXM 'C'	Barclays Bank	(23,822)
2,473	Liberty Media Corp-Liberty SiriusXM 'C'	Barclays Bank	2,152
(44,048)	Liberty Media Corp-Liberty SiriusXM 'C'	HSBC	(118,930)
3,075	Liberty Media Corp-Liberty SiriusXM 'C'	HSBC	6,605
(7,323)	Liberty Media Corp-Liberty SiriusXM 'C'	Morgan Stanley	(6,371)
(5,285)	Liberty Oilfield Services Inc 'A'	Barclays Bank	(4,651)
(11,905)	Liberty Oilfield Services Inc 'A'	Goldman Sachs	(21,072)
(2,008)	Liberty Oilfield Services Inc 'A'	HSBC	(4,923)
(7,409)	Liberty TripAdvisor Holdings Inc 'A'	Goldman Sachs	704
(16,329)	Liberty TripAdvisor Holdings Inc 'A'	HSBC	2,694
(25,874)	Liberty TripAdvisor Holdings Inc 'A'	Morgan Stanley	2,717
4,034	Life Storage Inc (REIT)	Bank of America Merrill Lynch	7,751
19,994	Life Storage Inc (REIT)	Barclays Bank	97,171
12,998	Life Storage Inc (REIT)	Goldman Sachs	23,787
2,938	Life Storage Inc (REIT)	HSBC	16,952
9,586	Life Time Group Holdings Inc	Barclays Bank	7,381
(6,212)	LifeMD Inc	Bank of America Merrill Lynch	(1,305)
(13,528)	LifeMD Inc	Barclays Bank	(271)
12,856	LifeStance Health Group Inc	Barclays Bank	129
4,420	LifeStance Health Group Inc	Goldman Sachs	4,906

保有高	銘柄	取引相手	未実現純利益/(損) (米ドル)
米国(続き)			
504	Lifetime Brands Inc	Bank of America Merrill Lynch	(10)
8,600	Lifetime Brands Inc	Barclays Bank	4,730
17,060	Lifetime Brands Inc	Morgan Stanley	9,383
1,541	Lifevantage Corp	Bank of America Merrill Lynch	170
32,012	Lifevantage Corp	Barclays Bank	5,442
15,873	Lifevantage Corp	Morgan Stanley	2,698
(2,322)	Ligand Pharmaceuticals Inc	Bank of America Merrill Lynch	(4,992)
(2,534)	Ligand Pharmaceuticals Inc	Barclays Bank	(13,608)
(505)	Ligand Pharmaceuticals Inc	HSBC	(3,858)
(1,212)	Ligand Pharmaceuticals Inc	Morgan Stanley	(6,508)
11,278	Lightning eMotors Inc	Barclays Bank	1,353
5,755	Lightning eMotors Inc	Morgan Stanley	691
(4,001)	Lightwave Logic Inc	Barclays Bank	(840)
(4,736)	Limelight Networks Inc	Barclays Bank	(521)
(6,813)	Limelight Networks Inc	Goldman Sachs	(2,385)
(23,382)	Limelight Networks Inc	HSBC	(8,184)
(366)	Limestone Bancorp Inc	Barclays Bank	(399)
(7,224)	Limestone Bancorp Inc	Goldman Sachs	(433)
(19,090)	Limoneira Co	Bank of America Merrill Lynch	(12,027)
(22,503)	Limoneira Co	Barclays Bank	(7,876)
(32,348)	Limoneira Co	Goldman Sachs	(20,379)
(10,711)	Limoneira Co	HSBC	(8,033)
(16,433)	Limoneira Co	Morgan Stanley	(5,752)
17,702	Lincoln Educational Services Corp	Bank of America Merrill Lynch	14,339
10,070	Lincoln Educational Services Corp	Goldman Sachs	8,157
31,287	Lincoln Educational Services Corp	HSBC	(5,945)
13,660	Lincoln Educational Services Corp	Morgan Stanley	12,977
(4,193)	Lincoln Electric Holdings Inc	Bank of America Merrill Lynch	(3,941)
(6,233)	Lincoln Electric Holdings Inc	Goldman Sachs	(5,859)
(1,629)	Lincoln Electric Holdings Inc	HSBC	3,111
11,078	Lincoln Electric Holdings Inc	HSBC	(21,159)
(1,114)	Lincoln Electric Holdings Inc	Morgan Stanley	(4,590)
2,397	Lincoln National Corp	Bank of America Merrill Lynch	10,841
21,791	Lincoln National Corp	Barclays Bank	82,370
32,303	Lincoln National Corp	Goldman Sachs	129,265
21,526	Lincoln National Corp	HSBC	53,155
6,917	Lincoln National Corp	Morgan Stanley	26,146
(29,246)	Lindblad Expeditions Holdings Inc	Barclays Bank	(51,765)
(3,783)	Lindblad Expeditions Holdings Inc	Goldman Sachs	(7,679)
4,716	Linde Plc	Barclays Bank	17,308
8,787	Linde Plc	Goldman Sachs	87,480
9,518	Linde Plc	HSBC	226,718
1,874	Linde Plc	Morgan Stanley	6,878
2,049	Lindsay Corp	Bank of America Merrill Lynch	2,084
4,864	Lindsay Corp	Barclays Bank	1,751
2,668	Lindsay Corp	Goldman Sachs	(943)
854	Lindsay Corp	HSBC	1,068
1,426	Lindsay Corp	Morgan Stanley	213
(63,597)	Lineage Cell Therapeutics Inc	Bank of America Merrill Lynch	(7,632)
(35,893)	Lineage Cell Therapeutics Inc	HSBC	(2,513)
4,137	Lions Gate Entertainment Corp 'A'	Bank of America Merrill Lynch	(6,702)
25,606	Lions Gate Entertainment Corp 'A'	Barclays Bank	(55,309)
11,486	Lions Gate Entertainment Corp 'A'	Goldman Sachs	(18,607)
4,101	Lions Gate Entertainment Corp 'A'	Morgan Stanley	(8,858)
(2,445)	Lions Gate Entertainment Corp 'B'	Bank of America Merrill Lynch	3,594
(1,190)	Lions Gate Entertainment Corp 'B'	Barclays Bank	2,356
(7,565)	Lions Gate Entertainment Corp 'B'	Goldman Sachs	11,121
(12,478)	Lions Gate Entertainment Corp 'B'	HSBC	37,684
(11,499)	Liquidia Corp	Barclays Bank	7,129
(30,118)	Liquidia Corp	Goldman Sachs	47,888
(3,848)	Liquidia Corp	Morgan Stanley	2,386
1,791	Liquidity Services Inc	Barclays Bank	(197)

保有高	銘柄	取引相手	未実現純利益/(損) (米ドル)
	米国(続き)		
957	Liquidity Services Inc	Goldman Sachs	57
3,968	Liquidity Services Inc	Morgan Stanley	(436)
386	Lithia Motors Inc	Bank of America Merrill Lynch	(1,576)
1,884	Lithia Motors Inc	Barclays Bank	28,917
1,964	Lithia Motors Inc	Goldman Sachs	6,422
235	Lithia Motors Inc	HSBC	3,466
1,417	Lithia Motors Inc	Morgan Stanley	26,994
(704)	Littelfuse Inc	Bank of America Merrill Lynch	(3,133)
867	Littelfuse Inc	Barclays Bank	1,734
(587)	Littelfuse Inc	Barclays Bank	(1,174)
4,860	Littelfuse Inc	Goldman Sachs	21,627
(442)	Littelfuse Inc	Goldman Sachs	(1,967)
97	Littelfuse Inc	HSBC	(352)
(155)	Littelfuse Inc	HSBC	(2,007)
(810)	Littelfuse Inc	Morgan Stanley	(1,620)
4,814	LivaNova Plc	Bank of America Merrill Lynch	2,239
3,683	LivaNova Plc	Barclays Bank	3,223
2,137	LivaNova Plc	Goldman Sachs	994
7,108	LivaNova Plc	HSBC	50,502
4,683	Live Nation Entertainment Inc	Bank of America Merrill Lynch	38,278
314	Live Nation Entertainment Inc	Barclays Bank	1,573
4,649	Live Nation Entertainment Inc	Goldman Sachs	33,798
11,265	Live Nation Entertainment Inc	HSBC	94,278
3,608	Live Nation Entertainment Inc	Morgan Stanley	18,076
(660)	Live Oak Bancshares Inc	Bank of America Merrill Lynch	(1,214)
(6,735)	Live Oak Bancshares Inc	Barclays Bank	(15,221)
(8,267)	Live Oak Bancshares Inc	Goldman Sachs	(15,211)
(2,069)	Live Oak Bancshares Inc	HSBC	5,959
(2,079)	Live Oak Bancshares Inc	Morgan Stanley	(4,699)
(326)	Livent Corp	Bank of America Merrill Lynch	(2,070)
(16,662)	Livent Corp	Barclays Bank	(51,819)
(7,471)	Livent Corp	Goldman Sachs	(47,441)
(26,464)	Livent Corp	HSBC	(130,003)
22,828	LiveOne Inc	Goldman Sachs	3,196
8,890	LiveOne Inc	Morgan Stanley	685
1,349	LivePerson Inc	Bank of America Merrill Lynch	189
25,902	LivePerson Inc	Barclays Bank	20,204
8,526	LivePerson Inc	Goldman Sachs	1,194
7,050	LivePerson Inc	HSBC	(3,274)
2,608	LivePerson Inc	Morgan Stanley	2,034
2,468	LiveRamp Holdings Inc	Bank of America Merrill Lynch	1,678
15,355	LiveRamp Holdings Inc	Barclays Bank	15,048
18,804	LiveRamp Holdings Inc	Goldman Sachs	11,096
4,253	LiveRamp Holdings Inc	HSBC	3,514
2,692	LiveRamp Holdings Inc	Morgan Stanley	2,638
(21,190)	LKQ Corp	Barclays Bank	(46,618)
(23,004)	LKQ Corp	Goldman Sachs	(12,883)
(2,135)	LKQ Corp	HSBC	1,885
(1,821)	LL Flooring Holdings Inc	Bank of America Merrill Lynch	(23)
(7,781)	LL Flooring Holdings Inc	Barclays Bank	(9,726)
(29,582)	LL Flooring Holdings Inc	Goldman Sachs	(32,887)
(2,652)	LL Flooring Holdings Inc	HSBC	318
17,169	loanDepot Inc 'A'	Barclays Bank	172
6,664	loanDepot Inc 'A'	Goldman Sachs	2,599
8,148	loanDepot Inc 'A'	HSBC	489
535	loanDepot Inc 'A'	Morgan Stanley	5
7,482	Local Bounti Corp	Barclays Bank	1,571
23,856	Local Bounti Corp	Goldman Sachs	(7,634)
31,756	Local Bounti Corp	HSBC	6,986
(1,823)	Loews Corp	Bank of America Merrill Lynch	(4,229)
(58,329)	Loews Corp	Barclays Bank	(76,220)
(78,607)	Loews Corp	Goldman Sachs	(182,368)

保有高	銘柄	取引相手	未実現純利益/(損) (米ドル)
	米国(続き)		
(24,441)	Loews Corp	HSBC	(57,192)
(3,536)	Loews Corp	Morgan Stanley	(4,435)
3,018	LogicBio Therapeutics Inc	Barclays Bank	59
4,588	LogicBio Therapeutics Inc	HSBC	(859)
1,235	LogicBio Therapeutics Inc	Morgan Stanley	24
(24,338)	Lordstown Motors Corp 'A'	Bank of America Merrill Lynch	7,788
(26,875)	Lordstown Motors Corp 'A'	Barclays Bank	3,494
(4,925)	Lordstown Motors Corp 'A'	Goldman Sachs	1,576
(3,156)	Lordstown Motors Corp 'A'	Morgan Stanley	410
2,429	Louisiana-Pacific Corp	Bank of America Merrill Lynch	2,891
(4,109)	Louisiana-Pacific Corp	Barclays Bank	(17,751)
(4,075)	Louisiana-Pacific Corp	Goldman Sachs	(7,430)
(6,314)	Louisiana-Pacific Corp	HSBC	27,327
(10,476)	Louisiana-Pacific Corp	Morgan Stanley	(45,256)
(1,934)	Lovesac Co	Bank of America Merrill Lynch	3,945
(1,304)	Lovesac Co	Barclays Bank	(4,955)
(840)	Lovesac Co	Goldman Sachs	1,714
(4,466)	Lovesac Co	HSBC	26,284
(390)	Lowe's Cos Inc	Bank of America Merrill Lynch	1,066
7,558	Lowe's Cos Inc	Barclays Bank	70,516
(1,086)	Lowe's Cos Inc	Goldman Sachs	(520)
4,102	Lowe's Cos Inc	Goldman Sachs	7,312
(3,618)	Lowe's Cos Inc	HSBC	(39,725)
(1,565)	Lowe's Cos Inc	Morgan Stanley	(12,063)
1,152	Loyalty Ventures Inc	Barclays Bank	(864)
(8,001)	Loyalty Ventures Inc	Barclays Bank	6,001
6,597	Loyalty Ventures Inc	Goldman Sachs	(2,771)
(8,502)	Loyalty Ventures Inc	Goldman Sachs	3,571
6,373	Loyalty Ventures Inc	HSBC	2,358
(3,139)	Loyalty Ventures Inc	HSBC	(1,161)
(2,601)	Loyalty Ventures Inc	Morgan Stanley	1,951
(580)	LPL Financial Holdings Inc	Bank of America Merrill Lynch	(3,109)
439	LPL Financial Holdings Inc	Bank of America Merrill Lynch	10,098
795	LPL Financial Holdings Inc	Barclays Bank	12,903
(6,658)	LPL Financial Holdings Inc	Goldman Sachs	(195,013)
1,219	LPL Financial Holdings Inc	Morgan Stanley	19,784
16,001	LSI Industries Inc	Barclays Bank	1,600
5,432	LSI Industries Inc	Goldman Sachs	(760)
6,085	LSI Industries Inc	HSBC	(2,251)
9,367	LSI Industries Inc	Morgan Stanley	937
(79,594)	LTC Properties Inc (REIT)	Barclays Bank	(101,880)
(10,129)	LTC Properties Inc (REIT)	Morgan Stanley	(12,965)
4,016	Lucira Health Inc	Barclays Bank	(161)
4,133	Lucira Health Inc	HSBC	(2,025)
(1,110)	Lululemon Athletica Inc	Barclays Bank	(23,165)
(585)	Lululemon Athletica Inc	HSBC	(327)
(2,235)	Lululemon Athletica Inc	Morgan Stanley	(46,644)
(7,465)	Lulu's Fashion Lounge Holdings Inc	Goldman Sachs	(71,888)
1,025	Lumen Technologies Inc	Bank of America Merrill Lynch	738
(13,077)	Lumen Technologies Inc	Bank of America Merrill Lynch	(6,516)
22,734	Lumen Technologies Inc	Barclays Bank	21,370
(15,366)	Lumen Technologies Inc	Barclays Bank	(14,444)
(15,745)	Lumen Technologies Inc	Goldman Sachs	(11,336)
61,878	Lumen Technologies Inc	HSBC	76,729
14,670	Lumen Technologies Inc	Morgan Stanley	13,790
(7,865)	Lumen Technologies Inc	Morgan Stanley	(7,393)
(1,537)	Lumentum Holdings Inc	Barclays Bank	1,691
(11,447)	Lumentum Holdings Inc	Goldman Sachs	13,736
1,601	Lumentum Holdings Inc	Goldman Sachs	(1,921)
(3,149)	Lumentum Holdings Inc	HSBC	3,275
1,731	Lumentum Holdings Inc	Morgan Stanley	(1,904)
(109,616)	Luminar Technologies Inc	Barclays Bank	(41,654)

保有高	銘柄	取引相手	未実現純利益/(損) (米ドル)
米国(続々)			
(1,800)	Lumos Pharma Inc	Bank of America Merrill Lynch	(288)
(9,318)	Lumos Pharma Inc	Barclays Bank	3,261
(10)	Lumos Pharma Inc	Goldman Sachs	(2)
(23,874)	Luna Innovations Inc	Bank of America Merrill Lynch	(10,505)
(45,087)	Luna Innovations Inc	Barclays Bank	(18,937)
(52,708)	Luna Innovations Inc	Goldman Sachs	(23,192)
(47,066)	Luna Innovations Inc	HSBC	(48,007)
(12,954)	Luna Innovations Inc	Morgan Stanley	(5,441)
48,599	Luther Burbank Corp	Bank of America Merrill Lynch	21,870
10,292	Luther Burbank Corp	Barclays Bank	2,985
21,960	Luther Burbank Corp	Goldman Sachs	9,882
7,686	Luther Burbank Corp	HSBC	461
20,468	Luther Burbank Corp	Morgan Stanley	5,936
(5,073)	Luxfer Holdings Plc	Barclays Bank	(3,145)
(6,387)	Luxfer Holdings Plc	Goldman Sachs	(6,515)
(1,187)	Luxfer Holdings Plc	HSBC	(997)
(10,310)	Luxfer Holdings Plc	Morgan Stanley	(6,392)
3,064	LXP Industrial Trust (REIT)	Bank of America Merrill Lynch	(61)
(24,442)	LXP Industrial Trust (REIT)	Barclays Bank	(6,599)
(30,341)	LXP Industrial Trust (REIT)	Goldman Sachs	607
8,644	LXP Industrial Trust (REIT)	Goldman Sachs	2,740
(13,327)	LXP Industrial Trust (REIT)	HSBC	(3,598)
31,906	LXP Industrial Trust (REIT)	HSBC	9,024
(31,854)	LXP Industrial Trust (REIT)	Morgan Stanley	(8,601)
12,314	LXP Industrial Trust (REIT)	Morgan Stanley	3,325
(5,263)	Lyell Immunopharma Inc	HSBC	4,789
(769)	Lyft Inc 'A'	Bank of America Merrill Lynch	1,192
(6,300)	Lyft Inc 'A'	HSBC	6,426
15,082	Lyft Inc 'A'	HSBC	(15,384)
(6,087)	Lyft Inc 'A'	Morgan Stanley	15,948
(7,037)	LyondellBasell Industries NV 'A'	Barclays Bank	(66,922)
(8,514)	LyondellBasell Industries NV 'A'	Morgan Stanley	(80,968)
(5,016)	M&T Bank Corp	Barclays Bank	(47,050)
(4,334)	M&T Bank Corp	Goldman Sachs	(56,785)
(10,169)	M&T Bank Corp	HSBC	(100,493)
(4,660)	M/I Homes Inc	Bank of America Merrill Lynch	(12,037)
(7,434)	M/I Homes Inc	Barclays Bank	(19,031)
(1,854)	M/I Homes Inc	Goldman Sachs	(3,302)
(13,489)	M/I Homes Inc	HSBC	(10,456)
(4,115)	M/I Homes Inc	Morgan Stanley	(8,000)
47,518	Macatawa Bank Corp	Barclays Bank	15,919
82,386	Macatawa Bank Corp	Goldman Sachs	17,713
62,288	Macatawa Bank Corp	HSBC	12,146
57,601	Macatawa Bank Corp	Morgan Stanley	19,296
(4,276)	Macerich Co (REIT)	Barclays Bank	(812)
(8,769)	Macerich Co (REIT)	Goldman Sachs	9,646
(27,874)	Macerich Co (REIT)	HSBC	36,248
4,179	MACOM Technology Solutions Holdings Inc	Bank of America Merrill Lynch	12,788
(451)	MACOM Technology Solutions Holdings Inc	Bank of America Merrill Lynch	(1,380)
2,195	MACOM Technology Solutions Holdings Inc	Barclays Bank	5,136
(14,851)	MACOM Technology Solutions Holdings Inc	Barclays Bank	(34,751)
(6,693)	MACOM Technology Solutions Holdings Inc	Goldman Sachs	(21,097)
1,294	MACOM Technology Solutions Holdings Inc	Goldman Sachs	3,960
3,497	MACOM Technology Solutions Holdings Inc	HSBC	14,722
(2,091)	MACOM Technology Solutions Holdings Inc	HSBC	(11,175)
(20,749)	MACOM Technology Solutions Holdings Inc	Morgan Stanley	(48,553)
(20,174)	Macquarie Infrastructure Holdings LLC	Barclays Bank	-
10,698	MacroGenics Inc	Bank of America Merrill Lynch	(7,629)
31,177	MacroGenics Inc	Barclays Bank	(11,867)
15,168	MacroGenics Inc	Goldman Sachs	(9,708)
15,985	MacroGenics Inc	HSBC	(12,308)
6,903	MacroGenics Inc	Morgan Stanley	(3,244)

保有高	銘柄	取引相手	未実現純利益/(損) (米ドル)
米国(続々)			
(18,305)	Macy's Inc	Bank of America Merrill Lynch	(40,271)
5,447	Macy's Inc	Bank of America Merrill Lynch	11,983
(9,830)	Macy's Inc	Barclays Bank	(46,693)
(29,960)	Macy's Inc	Goldman Sachs	(64,362)
10,104	Macy's Inc	Goldman Sachs	22,229
(7,758)	Macy's Inc	HSBC	(5,741)
11,032	Macy's Inc	HSBC	9,975
(3,488)	Macy's Inc	Morgan Stanley	(16,568)
1,797	Macy's Inc	Morgan Stanley	8,536
(7,867)	Madison Square Garden Sports Corp	Barclays Bank	14,082
(3,473)	Madison Square Garden Sports Corp	Goldman Sachs	(35,031)
(833)	Madison Square Garden Sports Corp	Morgan Stanley	1,491
(309)	Madrigal Pharmaceuticals Inc	Barclays Bank	(74)
(1,125)	Madrigal Pharmaceuticals Inc	Goldman Sachs	23
(1,672)	Madrigal Pharmaceuticals Inc	HSBC	(10,993)
8,377	Magenta Therapeutics Inc	Barclays Bank	(377)
11,635	Magenta Therapeutics Inc	Goldman Sachs	582
2,673	Magenta Therapeutics Inc	HSBC	53
(9,033)	Magnite Inc	Bank of America Merrill Lynch	(9,485)
(26,850)	Magnite Inc	HSBC	(50,745)
(5,173)	Magnite Inc	Morgan Stanley	(1,914)
(61,468)	Magnolia Oil & Gas Corp 'A'	Barclays Bank	(183,174)
(64,676)	Magnolia Oil & Gas Corp 'A'	Goldman Sachs	(304,624)
(36,409)	Magnolia Oil & Gas Corp 'A'	HSBC	(204,619)
(24,711)	Magnolia Oil & Gas Corp 'A'	Morgan Stanley	(73,639)
(23,477)	Maiden Holdings Ltd	Barclays Bank	(7,043)
(11,151)	Maiden Holdings Ltd	Goldman Sachs	(1,450)
(27,121)	Maiden Holdings Ltd	HSBC	(3,797)
(2,659)	MainStreet Bancshares Inc	Barclays Bank	1,742
(1,239)	MainStreet Bancshares Inc	Goldman Sachs	(19)
(25,082)	MainStreet Bancshares Inc	Morgan Stanley	16,429
5,822	Malibu Boats Inc 'A'	Barclays Bank	19,154
4,474	Malibu Boats Inc 'A'	Goldman Sachs	(3,534)
6,207	Malibu Boats Inc 'A'	HSBC	36,621
(2,387)	Malvern Bancorp Inc	Barclays Bank	(561)
(1,994)	Malvern Bancorp Inc	Goldman Sachs	(688)
(10,216)	Malvern Bancorp Inc	HSBC	868
2,584	Mammoth Energy Services Inc	Barclays Bank	439
13,963	Mammoth Energy Services Inc	HSBC	3,630
4,181	Mammoth Energy Services Inc	Morgan Stanley	711
(36,042)	Mandiant Inc	Goldman Sachs	(5,046)
8,578	Manhattan Associates Inc	Barclays Bank	21,874
3,999	Manhattan Associates Inc	Goldman Sachs	10,638
5,911	Manhattan Associates Inc	HSBC	15,250
6,092	Manhattan Associates Inc	Morgan Stanley	15,535
16,568	Manitowoc Co Inc	Bank of America Merrill Lynch	21,373
19,840	Manitowoc Co Inc	Barclays Bank	19,642
12,034	Manitowoc Co Inc	Goldman Sachs	15,524
32,148	Manitowoc Co Inc	HSBC	45,107
6,868	Manitowoc Co Inc	Morgan Stanley	6,799
(7,631)	Manning & Napier Inc	Bank of America Merrill Lynch	(3,587)
(5,533)	Manning & Napier Inc	Barclays Bank	(2,877)
(20,125)	Manning & Napier Inc	HSBC	(1,651)
(9,480)	Manning & Napier Inc	Morgan Stanley	(4,930)
(13,941)	MannKind Corp	Barclays Bank	(3,346)
(68,127)	MannKind Corp	Goldman Sachs	(91,971)
(9,681)	MannKind Corp	HSBC	(15,877)
6,744	ManpowerGroup Inc	Bank of America Merrill Lynch	(20,974)
5,821	ManpowerGroup Inc	Barclays Bank	(20,898)
4,852	ManpowerGroup Inc	Goldman Sachs	(15,090)
11,120	ManpowerGroup Inc	HSBC	(79,952)
5,290	ManpowerGroup Inc	Morgan Stanley	(18,991)

保有高	銘柄	取引相手	未実現純利益/(損) (米ドル)
米国(続々)			
(9,056)	Marathon Digital Holdings Inc	Bank of America Merrill Lynch	(1,268)
(27,012)	Marathon Digital Holdings Inc	Barclays Bank	(14,317)
(12,535)	Marathon Digital Holdings Inc	Goldman Sachs	(1,755)
5,438	Marathon Oil Corp	Bank of America Merrill Lynch	24,362
24,852	Marathon Oil Corp	Barclays Bank	107,609
139,794	Marathon Oil Corp	Goldman Sachs	626,277
6,752	Marathon Oil Corp	HSBC	55,772
11,566	Marathon Oil Corp	Morgan Stanley	50,081
(37,980)	Marathon Petroleum Corp	Barclays Bank	(282,951)
(41,427)	Marathon Petroleum Corp	Goldman Sachs	(326,859)
(2,376)	Marathon Petroleum Corp	HSBC	(26,356)
(4,464)	Marathon Petroleum Corp	Morgan Stanley	(30,814)
(4,029)	Maravai LifeSciences Holdings Inc 'A'	Bank of America Merrill Lynch	242
(8,596)	Maravai LifeSciences Holdings Inc 'A'	Barclays Bank	29,742
(893)	Maravai LifeSciences Holdings Inc 'A'	Goldman Sachs	1,806
(3,044)	Maravai LifeSciences Holdings Inc 'A'	HSBC	(6,652)
(2,715)	Maravai LifeSciences Holdings Inc 'A'	Morgan Stanley	9,394
1,057	Marchex Inc 'B'	Bank of America Merrill Lynch	(222)
56,414	Marchex Inc 'B'	Goldman Sachs	(11,847)
43,305	Marchex Inc 'B'	Morgan Stanley	(8,228)
39,658	Marcus & Millichap Inc	Barclays Bank	2,379
(3,713)	Marcus Corp	Barclays Bank	(5,607)
(17,419)	Marcus Corp	HSBC	(21,425)
(15,891)	Marine Products Corp	Barclays Bank	(3,814)
(4,270)	Marine Products Corp	Goldman Sachs	2,818
(4,752)	Marine Products Corp	HSBC	2,091
(8,372)	Marine Products Corp	Morgan Stanley	(2,009)
9,784	MarineMax Inc	Barclays Bank	16,633
937	MarineMax Inc	HSBC	(3,476)
6,404	MarineMax Inc	Morgan Stanley	10,887
(11,351)	Marinus Pharmaceuticals Inc	Barclays Bank	4,767
(305)	Markel Corp	Bank of America Merrill Lynch	(15,906)
(2,242)	Markel Corp	Barclays Bank	(58,113)
(638)	Markel Corp	Goldman Sachs	(33,272)
(874)	Markel Corp	HSBC	(78,826)
(1,528)	Markel Corp	Morgan Stanley	(39,606)
1,621	MarketAxess Holdings Inc	Bank of America Merrill Lynch	29,956
746	MarketAxess Holdings Inc	Barclays Bank	(4,827)
633	MarketAxess Holdings Inc	Goldman Sachs	11,698
669	MarketAxess Holdings Inc	HSBC	12,959
1,450	MarketAxess Holdings Inc	Morgan Stanley	(9,382)
(43,078)	Markforged Holding Corp	Barclays Bank	5,169
(42,200)	Markforged Holding Corp	HSBC	16,458
25,557	Marqeta Inc 'A'	Barclays Bank	26,579
(3,465)	Marqeta Inc 'A'	Barclays Bank	(3,604)
3,376	Marqeta Inc 'A'	Goldman Sachs	6,955
(14,322)	Marqeta Inc 'A'	Goldman Sachs	(29,503)
(3,354)	Marqeta Inc 'A'	HSBC	(11,940)
(5,166)	Marqeta Inc 'A'	Morgan Stanley	(5,373)
2,090	Marriott International Inc 'A'	Barclays Bank	25,749
1,843	Marriott International Inc 'A'	Goldman Sachs	12,418
3,993	Marriott International Inc 'A'	HSBC	25,675
2,722	Marriott International Inc 'A'	Morgan Stanley	33,535
1,372	Marriott Vacations Worldwide Corp	Barclays Bank	9,522
9,201	Marriott Vacations Worldwide Corp	Goldman Sachs	54,562
4,661	Marriott Vacations Worldwide Corp	HSBC	60,686
6,091	Marriott Vacations Worldwide Corp	Morgan Stanley	42,272
22,230	Marsh & McLennan Cos Inc	Barclays Bank	147,607
15,631	Marsh & McLennan Cos Inc	Goldman Sachs	8,157
6,184	Marsh & McLennan Cos Inc	HSBC	43,936
490	Marsh & McLennan Cos Inc	Morgan Stanley	3,254
67,098	Marten Transport Ltd	Barclays Bank	(4,697)

保有高	銘柄	取引相手	未実現純利益/(損) (米ドル)
米国(続々)			
54,642	Marten Transport Ltd	Goldman Sachs	(13,661)
2,916	Martin Marietta Materials Inc	Bank of America Merrill Lynch	33,389
6,727	Martin Marietta Materials Inc	Barclays Bank	31,482
3,019	Martin Marietta Materials Inc	Goldman Sachs	36,512
5,373	Martin Marietta Materials Inc	HSBC	41,604
2,713	Martin Marietta Materials Inc	Morgan Stanley	12,697
858	Marvell Technology Inc	Bank of America Merrill Lynch	3,303
4,452	Marvell Technology Inc	Barclays Bank	18,788
3,325	Marvell Technology Inc	Goldman Sachs	7,422
19,970	Marvell Technology Inc	HSBC	109,711
6,090	Marvell Technology Inc	Morgan Stanley	25,699
4,149	Masco Corp	Bank of America Merrill Lynch	6,748
43,573	Masco Corp	Barclays Bank	71,895
16,112	Masco Corp	Goldman Sachs	18,046
33,047	Masco Corp	HSBC	87,929
25,217	Masco Corp	Morgan Stanley	41,608
2,151	Masimo Corp	Barclays Bank	2,452
4,546	Masimo Corp	HSBC	104,285
(3,187)	Masonite International Corp	Barclays Bank	(17,879)
(10,673)	Masonite International Corp	Goldman Sachs	(78,340)
2,607	MasTec Inc	Bank of America Merrill Lynch	15,720
3,694	MasTec Inc	Goldman Sachs	22,275
13,413	MasTec Inc	HSBC	127,557
13,169	MasTec Inc	Morgan Stanley	60,709
4,034	Mastech Digital Inc	Bank of America Merrill Lynch	(2,420)
3,208	Mastech Digital Inc	Barclays Bank	(962)
3,555	Mastech Digital Inc	HSBC	(2,417)
2,133	Mastech Digital Inc	Morgan Stanley	(640)
(2,778)	Mastercard Inc 'A'	Barclays Bank	(24,516)
(4,660)	Mastercard Inc 'A'	Goldman Sachs	(119,125)
(3,196)	Mastercard Inc 'A'	Morgan Stanley	(25,728)
(3,787)	MasterCraft Boat Holdings Inc	Barclays Bank	(4,128)
(13,567)	MasterCraft Boat Holdings Inc	Goldman Sachs	8,547
(6,380)	MasterCraft Boat Holdings Inc	HSBC	6,252
(9,542)	Matador Resources Co	Barclays Bank	(107,920)
19,788	Matador Resources Co	Barclays Bank	223,802
(7,824)	Matador Resources Co	Goldman Sachs	(112,353)
9,785	Matador Resources Co	Goldman Sachs	140,513
(17,591)	Matador Resources Co	HSBC	(298,116)
5,760	Matador Resources Co	HSBC	96,678
(2,792)	Matador Resources Co	Morgan Stanley	(31,578)
1,030	Match Group Inc	Bank of America Merrill Lynch	3,317
(11,794)	Match Group Inc	Goldman Sachs	(37,977)
821	Match Group Inc	Goldman Sachs	2,644
(1,324)	Match Group Inc	HSBC	(10,936)
395	Materion Corp	Bank of America Merrill Lynch	1,875
416	Materion Corp	Barclays Bank	1,768
2,074	Materion Corp	Goldman Sachs	5,309
553	Materion Corp	HSBC	2,032
537	Materion Corp	Morgan Stanley	1,795
3,475	Matrix Service Co	Bank of America Merrill Lynch	3,684
9,654	Matrix Service Co	Barclays Bank	6,951
58,903	Matrix Service Co	Goldman Sachs	62,437
15,908	Matrix Service Co	HSBC	(6,681)
22,684	Matrix Service Co	Morgan Stanley	16,332
588	Matson Inc	Bank of America Merrill Lynch	3,021
(9,018)	Matson Inc	Barclays Bank	(31,834)
8,302	Matson Inc	Barclays Bank	29,306
(4,165)	Matson Inc	Goldman Sachs	(12,079)
(958)	Matson Inc	HSBC	(3,290)
(587)	Matson Inc	Morgan Stanley	(2,072)
15,029	Mattel Inc	Bank of America Merrill Lynch	(16,682)

保有高	銘柄	取引相手	未実現純利益/(損) (米ドル)
	米国(続き)		
6,969	Mattel Inc	Barclays Bank	10,663
(6,076)	Mattel Inc	Barclays Bank	(9,296)
4,390	Mattel Inc	Goldman Sachs	(412)
(23,563)	Mattel Inc	Goldman Sachs	4,861
(18,160)	Mattel Inc	HSBC	678
608	Mattel Inc	Morgan Stanley	930
(2,020)	Matthews International Corp 'A'	Bank of America Merrill Lynch	(2,788)
(9,986)	Matthews International Corp 'A'	Barclays Bank	(10,885)
(18,956)	Matthews International Corp 'A'	Goldman Sachs	(26,159)
(21,613)	Matthews International Corp 'A'	HSBC	(36,310)
(1,088)	Matthews International Corp 'A'	Morgan Stanley	(1,186)
15,957	Maui Land & Pineapple Co Inc	Barclays Bank	(3,511)
473	Maui Land & Pineapple Co Inc	Morgan Stanley	(104)
(14,460)	Maxar Technologies Inc	Barclays Bank	(62,901)
(9,127)	Maxar Technologies Inc	Goldman Sachs	(10,679)
(5,300)	Maxar Technologies Inc	HSBC	(7,367)
3,051	MaxCyte Inc	Bank of America Merrill Lynch	549
6,864	MaxCyte Inc	Barclays Bank	137
5,148	MaxCyte Inc	Goldman Sachs	927
9,831	MaxCyte Inc	HSBC	(2,065)
5,632	MaxCyte Inc	Morgan Stanley	113
(17,310)	Maximus Inc	Bank of America Merrill Lynch	(4,500)
(34,209)	Maximus Inc	Barclays Bank	(10,947)
(28,087)	Maximus Inc	Goldman Sachs	(7,302)
(28,688)	Maximus Inc	HSBC	77,744
(4,567)	Maximus Inc	Morgan Stanley	(1,461)
6,734	MaxLinear Inc	Bank of America Merrill Lynch	(12,727)
20,287	MaxLinear Inc	Barclays Bank	25,968
16,026	MaxLinear Inc	Goldman Sachs	(30,289)
12,354	MaxLinear Inc	HSBC	(20,672)
28,523	MaxLinear Inc	Morgan Stanley	36,509
9,675	Mayville Engineering Co Inc	Bank of America Merrill Lynch	7,526
16,071	Mayville Engineering Co Inc	Barclays Bank	8,467
6,416	Mayville Engineering Co Inc	Goldman Sachs	6,929
10,084	Mayville Engineering Co Inc	HSBC	6,555
7,066	Mayville Engineering Co Inc	Morgan Stanley	3,250
(28,655)	MBIA Inc	Morgan Stanley	(19,772)
6,341	McCormick & Co Inc	Bank of America Merrill Lynch	(15,066)
32,493	McCormick & Co Inc	Barclays Bank	(19,007)
34,718	McCormick & Co Inc	Goldman Sachs	(240,889)
7,711	McCormick & Co Inc	HSBC	10,761
(687)	McDonald's Corp	Bank of America Merrill Lynch	(4,183)
(2,804)	McDonald's Corp	Barclays Bank	(34,012)
(21,003)	McDonald's Corp	Goldman Sachs	(127,908)
(15,933)	McDonald's Corp	HSBC	(85,436)
(957)	McDonald's Corp	Morgan Stanley	(11,608)
(9,967)	McGrath RentCorp	Barclays Bank	1,595
1,069	McKesson Corp	Bank of America Merrill Lynch	8,248
11,853	McKesson Corp	Barclays Bank	8,416
9,012	McKesson Corp	Goldman Sachs	8,953
599	McKesson Corp	HSBC	5,689
58,099	MDC Holdings Inc	Barclays Bank	117,941
30,190	MDC Holdings Inc	Goldman Sachs	27,775
14,234	MDC Holdings Inc	HSBC	(712)
2,764	MDC Holdings Inc	Morgan Stanley	5,611
(12,667)	MDU Resources Group Inc	Bank of America Merrill Lynch	(8,728)
4,591	MDU Resources Group Inc	Bank of America Merrill Lynch	3,030
(38,339)	MDU Resources Group Inc	Barclays Bank	(13,035)
9,369	MDU Resources Group Inc	Barclays Bank	3,185
(4,421)	MDU Resources Group Inc	Goldman Sachs	(984)
4,685	MDU Resources Group Inc	Goldman Sachs	3,092
(37,734)	MDU Resources Group Inc	HSBC	(47,126)

保有高	銘柄	取引相手	未実現純利益/(損) (米ドル)
	米国(続き)		
13,218	MDU Resources Group Inc	HSBC	25,956
(27,319)	MDU Resources Group Inc	Morgan Stanley	(9,288)
(15,260)	Medallion Financial Corp	Barclays Bank	(5,799)
(18,888)	Medallion Financial Corp	Goldman Sachs	(1,700)
2,633	MediaAlpha Inc 'A'	Bank of America Merrill Lynch	418
1,897	MediaAlpha Inc 'A'	Barclays Bank	645
2,202	MediaAlpha Inc 'A'	Goldman Sachs	624
13,775	MediaAlpha Inc 'A'	HSBC	(13,222)
5,343	MediaAlpha Inc 'A'	Morgan Stanley	2,333
(1,350)	Medical Properties Trust Inc (REIT)	Bank of America Merrill Lynch	(515)
5,188	Medical Properties Trust Inc (REIT)	Bank of America Merrill Lynch	2,335
(1,416)	Medical Properties Trust Inc (REIT)	Barclays Bank	(595)
(46,670)	Medical Properties Trust Inc (REIT)	Goldman Sachs	(21,261)
(18,096)	Medical Properties Trust Inc (REIT)	HSBC	(11,562)
50,209	Medical Properties Trust Inc (REIT)	HSBC	33,640
976	MediciNova Inc	HSBC	(59)
2,431	Medifast Inc	Barclays Bank	8,849
3,034	Medifast Inc	Goldman Sachs	15,868
345	Medifast Inc	HSBC	(1,154)
361	Medifast Inc	Morgan Stanley	3,822
(19,773)	MEDNAX Inc	Barclays Bank	(17,203)
(7,220)	MEDNAX Inc	Goldman Sachs	(7,148)
231	Medpace Holdings Inc	Bank of America Merrill Lynch	1,268
3,898	Medpace Holdings Inc	Barclays Bank	45,879
5,060	Medpace Holdings Inc	Goldman Sachs	27,780
(219)	Medpace Holdings Inc	Goldman Sachs	(1,202)
1,608	Medpace Holdings Inc	HSBC	23,509
(944)	Medpace Holdings Inc	HSBC	(13,801)
7,394	Medtronic Plc	Bank of America Merrill Lynch	(21,062)
11,461	Medtronic Plc	Barclays Bank	(51,868)
13,700	Medtronic Plc	Goldman Sachs	(54,800)
14,663	Medtronic Plc	HSBC	(35,845)
5,317	Medtronic Plc	Morgan Stanley	(11,207)
49,146	MEI Pharma Inc	Barclays Bank	722
34,195	MEI Pharma Inc	Goldman Sachs	(434)
(17,147)	MeiraGTx Holdings Plc	Barclays Bank	(5,316)
48	MercadoLibre Inc	Bank of America Merrill Lynch	172
1,080	MercadoLibre Inc	Barclays Bank	3,121
404	MercadoLibre Inc	Goldman Sachs	1,228
221	MercadoLibre Inc	HSBC	1,370
314	MercadoLibre Inc	Morgan Stanley	908
24,414	Mercantile Bank Corp	Bank of America Merrill Lynch	20,756
990	Mercantile Bank Corp	Barclays Bank	931
8,602	Mercantile Bank Corp	Goldman Sachs	7,459
5,450	Mercantile Bank Corp	HSBC	4,975
3,978	Mercantile Bank Corp	Morgan Stanley	2,421
31,435	Merchants Bancorp	HSBC	66,957
39,683	Merchants Bancorp	Morgan Stanley	37,699
1,028	Merck & Co Inc	Bank of America Merrill Lynch	(1,800)
13,378	Merck & Co Inc	Barclays Bank	(37,325)
8,959	Merck & Co Inc	Goldman Sachs	(11,468)
17,227	Merck & Co Inc	HSBC	37,725
8,176	Merck & Co Inc	Morgan Stanley	(22,625)
(3,975)	Mercury General Corp	Goldman Sachs	(4,373)
1,998	Mercury General Corp	HSBC	1,339
(5,220)	Mercury General Corp	Morgan Stanley	(5,116)
5,743	Mercury Systems Inc	Goldman Sachs	3,676
(17,129)	Meridian Bioscience Inc	Barclays Bank	(24,666)
(11,665)	Meridian Bioscience Inc	Goldman Sachs	(32,545)
(3,201)	Meridian Bioscience Inc	HSBC	(11,136)
(1,841)	Meridian Bioscience Inc	Morgan Stanley	(2,651)
6,234	Meridian Corp	Bank of America Merrill Lynch	4,146

保有高	銘柄	取引相手	未実現純利益/(損) (米ドル)
	米国(続き)		
18,269	Meridian Corp	Barclays Bank	21,466
800	Meridian Corp	Goldman Sachs	532
14,407	Meridian Corp	HSBC	9,004
8,803	Meridian Corp	Morgan Stanley	10,344
(1,152)	MeridianLink Inc	Barclays Bank	150
(9,175)	MeridianLink Inc	Goldman Sachs	(9,769)
(8,106)	MeridianLink Inc	HSBC	(17,590)
594	Merit Medical Systems Inc	Bank of America Merrill Lynch	689
21,396	Merit Medical Systems Inc	Barclays Bank	21,610
14,759	Merit Medical Systems Inc	Goldman Sachs	18,481
3,206	Merit Medical Systems Inc	HSBC	15,596
2,628	Merit Medical Systems Inc	Morgan Stanley	12,827
(3,018)	Meritage Homes Corp	Bank of America Merrill Lynch	(5,857)
1,883	Meritage Homes Corp	Bank of America Merrill Lynch	6,251
(25,114)	Meritage Homes Corp	Barclays Bank	(133,286)
13,834	Meritage Homes Corp	Barclays Bank	73,182
(13,421)	Meritage Homes Corp	Goldman Sachs	(32,362)
4,331	Meritage Homes Corp	Goldman Sachs	12,260
(20,467)	Meritage Homes Corp	HSBC	(50,756)
6,315	Meritage Homes Corp	HSBC	9,995
(7,063)	Meritage Homes Corp	Morgan Stanley	(37,363)
29,689	Mersana Therapeutics Inc	Barclays Bank	(3,563)
43,235	Mersana Therapeutics Inc	Goldman Sachs	5,188
18,737	Mersana Therapeutics Inc	HSBC	1,124
(10,469)	Mesa Air Group Inc	Barclays Bank	(3,036)
(9,526)	Mesa Air Group Inc	HSBC	(191)
(23,696)	Mesa Air Group Inc	Morgan Stanley	(6,872)
(414)	Mesa Laboratories Inc	Bank of America Merrill Lynch	(2,857)
(2,100)	Mesa Laboratories Inc	Barclays Bank	(16,716)
(3,674)	Mesa Laboratories Inc	Goldman Sachs	(25,351)
(1,939)	Mesa Laboratories Inc	HSBC	5,003
(65)	Mesa Laboratories Inc	Morgan Stanley	(517)
(5,701)	Meta Financial Group Inc	Bank of America Merrill Lynch	(15,393)
(18,503)	Meta Financial Group Inc	Barclays Bank	(38,486)
(4,203)	Meta Financial Group Inc	HSBC	(6,809)
(19,516)	Meta Financial Group Inc	Morgan Stanley	(40,593)
(777)	Meta Platforms Inc 'A'	Bank of America Merrill Lynch	4,841
(3,067)	Meta Platforms Inc 'A'	Goldman Sachs	7,788
(4,703)	Meta Platforms Inc 'A'	HSBC	11,287
(99)	Meta Platforms Inc 'A'	Morgan Stanley	(1,003)
(18,787)	Methode Electronics Inc	Barclays Bank	(33,629)
(25,759)	Methode Electronics Inc	Goldman Sachs	(3,091)
(16,622)	Methode Electronics Inc	HSBC	(14,461)
6,982	MetLife Inc	Bank of America Merrill Lynch	24,856
136,271	MetLife Inc	Barclays Bank	440,155
41,300	MetLife Inc	Goldman Sachs	149,223
15,816	MetLife Inc	HSBC	37,527
49,550	MetLife Inc	Morgan Stanley	160,047
(25,914)	Metrocity Bankshares Inc	Barclays Bank	(8,552)
(17,328)	Metrocity Bankshares Inc	Goldman Sachs	(7,624)
(10,748)	MetroMile Inc	Bank of America Merrill Lynch	(1,692)
(84,216)	MetroMile Inc	Barclays Bank	(7,579)
(2,277)	Metropolitan Bank Holding Corp	Barclays Bank	(2,163)
(14,754)	Metropolitan Bank Holding Corp	Goldman Sachs	28,180
(10,560)	Metropolitan Bank Holding Corp	HSBC	124,925
588	Mettler-Toledo International Inc	Barclays Bank	34,921
1,030	Mettler-Toledo International Inc	Goldman Sachs	75,561
1,636	Mettler-Toledo International Inc	HSBC	181,269
33	Mettler-Toledo International Inc	Morgan Stanley	1,960
(26,197)	MFA Financial Inc (REIT)	Bank of America Merrill Lynch	-
(1,740)	MFA Financial Inc (REIT)	Barclays Bank	(400)
(59,144)	MFA Financial Inc (REIT)	Goldman Sachs	(1,795)

保有高	銘柄	取引相手	未実現純利益/(損) (米ドル)
	米国(続き)		
(12,214)	MFA Financial Inc (REIT)	HSBC	(2,531)
(9,037)	MGE Energy Inc	Barclays Bank	5,332
(23,372)	MGE Energy Inc	HSBC	30,617
(30,309)	MGE Energy Inc	Morgan Stanley	17,882
14,105	MGIC Investment Corp	Bank of America Merrill Lynch	10,297
12,484	MGIC Investment Corp	Barclays Bank	5,243
14,289	MGIC Investment Corp	Goldman Sachs	10,431
14,364	MGIC Investment Corp	Morgan Stanley	6,033
(19,715)	MGM Resorts International	Bank of America Merrill Lynch	(8,851)
(18,131)	MGM Resorts International	Barclays Bank	(28,103)
(52,569)	MGM Resorts International	Goldman Sachs	(4,731)
(39,453)	MGM Resorts International	HSBC	9,368
579	MGP Ingredients Inc	Barclays Bank	2,426
2,841	MGP Ingredients Inc	Goldman Sachs	(6,534)
2,527	MGP Ingredients Inc	HSBC	8,693
1,747	MGP Ingredients Inc	Morgan Stanley	7,320
2,892	Microchip Technology Inc	Bank of America Merrill Lynch	15,935
(32,849)	Microchip Technology Inc	Barclays Bank	(145,850)
1,338	Microchip Technology Inc	Barclays Bank	5,941
8,496	Microchip Technology Inc	Goldman Sachs	37,902
(32,094)	Microchip Technology Inc	Morgan Stanley	(142,497)
(21,386)	Micron Technology Inc	Goldman Sachs	(45,338)
(4,149)	Micron Technology Inc	HSBC	(18,760)
(11,808)	Micron Technology Inc	Morgan Stanley	(35,424)
5,915	Microsoft Corp	Barclays Bank	52,986
1,993	Microsoft Corp	Goldman Sachs	18,635
4,041	Microsoft Corp	HSBC	24,239
3,988	Microsoft Corp	Morgan Stanley	40,678
(2,418)	MicroStrategy Inc 'A'	Bank of America Merrill Lynch	(88,233)
(7,828)	MicroVision Inc	Bank of America Merrill Lynch	(3,992)
(3,961)	MicroVision Inc	Goldman Sachs	(2,020)
1,213	Mid Penn Bancorp Inc	Bank of America Merrill Lynch	2,244
17,990	Mid Penn Bancorp Inc	Barclays Bank	22,128
4,464	Mid Penn Bancorp Inc	Goldman Sachs	8,258
11,825	Mid Penn Bancorp Inc	HSBC	18,683
18,957	Mid Penn Bancorp Inc	Morgan Stanley	23,317
10,082	Mid-America Apartment Communities Inc (REIT)	Bank of America Merrill Lynch	48,696
12,250	Mid-America Apartment Communities Inc (REIT)	Barclays Bank	46,060
5,940	Mid-America Apartment Communities Inc (REIT)	Goldman Sachs	28,690
5,915	Mid-America Apartment Communities Inc (REIT)	HSBC	25,908
8,169	Mid-America Apartment Communities Inc (REIT)	Morgan Stanley	30,716
(1,237)	Middleby Corp	Bank of America Merrill Lynch	(12,209)
(14,396)	Middleby Corp	Barclays Bank	(139,642)
(3,269)	Middleby Corp	HSBC	2,909
(4,698)	Middleby Corp	Morgan Stanley	(45,571)
30	Middlefield Banc Corp	Bank of America Merrill Lynch	(27)
3,052	Middlefield Banc Corp	Barclays Bank	305
3,202	Middlefield Banc Corp	Goldman Sachs	(2,882)
597	Middlefield Banc Corp	HSBC	(1,003)
(1,656)	Middlesex Water Co	Bank of America Merrill Lynch	7,384
(628)	Middlesex Water Co	Barclays Bank	2,688
(393)	Middlesex Water Co	Goldman Sachs	1,996
(5,710)	Middlesex Water Co	HSBC	22,212
(6,887)	Middlesex Water Co	Morgan Stanley	29,476
26,331	Midland States Bancorp Inc	Bank of America Merrill Lynch	22,273
18,686	Midland States Bancorp Inc	Barclays Bank	8,596
14,910	Midland States Bancorp Inc	Goldman Sachs	12,673
19,350	Midland States Bancorp Inc	HSBC	(3,677)
6,851	Midland States Bancorp Inc	Morgan Stanley	3,151
4,466	MidWestOne Financial Group Inc	Bank of America Merrill Lynch	6,076
32,990	MidWestOne Financial Group Inc	Barclays Bank	24,083
25,414	MidWestOne Financial Group Inc	Goldman Sachs	40,686

保有高	銘柄	取引相手	未実現純利益/(損) (米ドル)
	米国(続き)		
3,350	MidWestOne Financial Group Inc	HSBC	1,106
5,841	MidWestOne Financial Group Inc	Morgan Stanley	4,264
(101,369)	Milestone Scientific Inc	Barclays Bank	(7,714)
(20,990)	Milestone Scientific Inc	Goldman Sachs	(2,078)
1,148	Miller Industries Inc	Bank of America Merrill Lynch	930
13,547	Miller Industries Inc	Barclays Bank	12,328
12,684	Miller Industries Inc	Goldman Sachs	10,274
18,869	Miller Industries Inc	HSBC	(17,328)
10,266	Miller Industries Inc	Morgan Stanley	9,342
(37,450)	MillerKnoll Inc	Barclays Bank	(73,777)
(8,261)	MillerKnoll Inc	Goldman Sachs	(11,896)
(10,806)	MillerKnoll Inc	HSBC	(7,780)
(40,306)	MiMedx Group Inc	Goldman Sachs	403
(13,618)	Minerals Technologies Inc	Barclays Bank	(26,283)
(11,572)	Minerals Technologies Inc	Goldman Sachs	(16,317)
(22,192)	Minerals Technologies Inc	Morgan Stanley	(42,831)
(34,690)	Minerva Neurosciences Inc	HSBC	(715)
(9,178)	Minerva Neurosciences Inc	Morgan Stanley	(702)
51,209	Miragen Therapeutics Inc	Goldman Sachs	(51)
1,884	Miragen Therapeutics Inc	Morgan Stanley	-
1,009	Mirati Therapeutics Inc	Bank of America Merrill Lynch	(18,152)
(5,926)	Mirati Therapeutics Inc	Barclays Bank	148,742
569	Mirati Therapeutics Inc	Barclays Bank	(14,282)
(1,184)	Mirati Therapeutics Inc	Goldman Sachs	21,300
854	Mirati Therapeutics Inc	Goldman Sachs	(15,363)
4,286	Mirati Therapeutics Inc	HSBC	(74,542)
(1,942)	Mirati Therapeutics Inc	Morgan Stanley	48,744
3,553	Mirati Therapeutics Inc	Morgan Stanley	(89,180)
21,928	Miram Pharmaceuticals Inc	Barclays Bank	(31,357)
2,642	Mission Produce Inc	Barclays Bank	1,427
13,133	Mission Produce Inc	Goldman Sachs	(2,758)
2,726	Mission Produce Inc	HSBC	2,399
(3,106)	Mister Car Wash Inc	Barclays Bank	(2,081)
(10,543)	Mister Car Wash Inc	Goldman Sachs	(6,642)
(2,198)	Mister Car Wash Inc	HSBC	249
(4,357)	Mister Car Wash Inc	Morgan Stanley	(2,919)
35,814	Mistras Group Inc	Bank of America Merrill Lynch	17,191
7,157	Mistras Group Inc	Barclays Bank	3,078
3,615	Mistras Group Inc	HSBC	1,699
37,123	Mistras Group Inc	Morgan Stanley	15,963
(21,333)	Mitek Systems Inc	Barclays Bank	(5,054)
(3,285)	Mitek Systems Inc	Goldman Sachs	99
(34,042)	Mitek Systems Inc	HSBC	13,186
11,948	MKS Instruments Inc	Barclays Bank	27,958
8,370	MKS Instruments Inc	Goldman Sachs	49,718
4,574	MKS Instruments Inc	HSBC	31,240
1,302	MKS Instruments Inc	Morgan Stanley	3,047
5,732	Model N Inc	Bank of America Merrill Lynch	5,101
12,384	Model N Inc	Barclays Bank	27,492
13,341	Model N Inc	Goldman Sachs	11,873
9,811	Model N Inc	HSBC	10,446
8,362	Model N Inc	Morgan Stanley	18,564
(4,573)	Moderna Inc	Barclays Bank	(42,255)
(3,933)	Moderna Inc	Goldman Sachs	(41,690)
(40)	Moderna Inc	HSBC	(442)
(1,356)	Moderna Inc	Morgan Stanley	(12,529)
3,201	Modine Manufacturing Co	Bank of America Merrill Lynch	9,571
12,829	Modine Manufacturing Co	Barclays Bank	33,612
31,023	Modine Manufacturing Co	Goldman Sachs	92,759
12,957	Modine Manufacturing Co	HSBC	38,741
2,644	Modine Manufacturing Co	Morgan Stanley	6,927
(2,731)	ModivCare Inc	Barclays Bank	1,939

保有高	銘柄	取引相手	未実現純利益/(損) (米ドル)
	米国(続き)		
(2,830)	ModivCare Inc	Goldman Sachs	5,773
8,710	Moelis & Co 'A'	Bank of America Merrill Lynch	33,969
31,625	Moelis & Co 'A'	Barclays Bank	60,720
32,484	Moelis & Co 'A'	Goldman Sachs	126,688
8,630	Moelis & Co 'A'	HSBC	36,419
(356)	Mohawk Industries Inc	Bank of America Merrill Lynch	382
(26,007)	Mohawk Industries Inc	Barclays Bank	(96,504)
(458)	Mohawk Industries Inc	Goldman Sachs	(17)
(1,532)	Mohawk Industries Inc	HSBC	97
(1,698)	Mohawk Industries Inc	Morgan Stanley	(5,224)
6,708	Molecular Templates Inc	Bank of America Merrill Lynch	(1,275)
7,340	Molecular Templates Inc	Barclays Bank	(514)
38,904	Molecular Templates Inc	Goldman Sachs	(7,392)
10,169	Molecular Templates Inc	HSBC	(3,661)
15,387	Molecular Templates Inc	Morgan Stanley	(1,077)
4,737	Molina Healthcare Inc	Barclays Bank	(59,497)
403	Molina Healthcare Inc	Goldman Sachs	(1,745)
7,445	Molina Healthcare Inc	HSBC	20,473
1,153	Molina Healthcare Inc	Morgan Stanley	(14,482)
1,035	Molson Coors Beverage Co 'B'	Bank of America Merrill Lynch	1,717
44,980	Molson Coors Beverage Co 'B'	Barclays Bank	114,249
14,563	Molson Coors Beverage Co 'B'	Goldman Sachs	(19,995)
5,392	Molson Coors Beverage Co 'B'	HSBC	2,254
1,729	Molson Coors Beverage Co 'B'	Morgan Stanley	4,392
4,525	Momentive Global Inc	Bank of America Merrill Lynch	588
23,822	Momentive Global Inc	Barclays Bank	3,097
16,833	Momentive Global Inc	Goldman Sachs	2,188
2,497	Momentive Global Inc	HSBC	(13)
4,605	Momentive Global Inc	Morgan Stanley	1,965
(8,569)	Monarch Casino & Resort Inc	Barclays Bank	4,799
(377)	Monarch Casino & Resort Inc	HSBC	259
6,702	Mondelez International Inc 'A'	Bank of America Merrill Lynch	(15,826)
(3,547)	Mondelez International Inc 'A'	Bank of America Merrill Lynch	(6,532)
(4,281)	Mondelez International Inc 'A'	Barclays Bank	(3,510)
3,704	Mondelez International Inc 'A'	Goldman Sachs	(12,112)
(13,495)	Mondelez International Inc 'A'	Goldman Sachs	39,087
22,622	Mondelez International Inc 'A'	HSBC	(807)
(15,812)	Mondelez International Inc 'A'	HSBC	6,527
13,998	Mondelez International Inc 'A'	Morgan Stanley	9,860
(9,251)	Mondelez International Inc 'A'	Morgan Stanley	(7,586)
11,599	Moneylion Inc	Barclays Bank	3,364
26,155	Moneylion Inc	Goldman Sachs	10,462
13,507	Moneylion Inc	HSBC	5,403
(606)	MongoDB Inc	Bank of America Merrill Lynch	1,385
(246)	MongoDB Inc	Barclays Bank	(2,440)
(965)	MongoDB Inc	Goldman Sachs	2,559
(1,043)	MongoDB Inc	HSBC	(18,746)
(2,078)	MongoDB Inc	Morgan Stanley	582
772	Monolithic Power Systems Inc	Bank of America Merrill Lynch	22,655
1,051	Monolithic Power Systems Inc	Barclays Bank	29,207
1,743	Monolithic Power Systems Inc	Goldman Sachs	47,413
(2,508)	Monro Inc	Bank of America Merrill Lynch	(1,978)
(10,231)	Monro Inc	Barclays Bank	(36,832)
(3,161)	Monro Inc	Goldman Sachs	(2,181)
(41,167)	Monster Beverage Corp	Barclays Bank	(55,164)
(7,231)	Monster Beverage Corp	Goldman Sachs	(9,727)
(10,320)	Monster Beverage Corp	HSBC	(43,935)
(54,642)	Monster Beverage Corp	Morgan Stanley	(72,877)
(46,088)	Montauk Renewables Inc	Barclays Bank	(28,575)
(1,630)	Montrose Environmental Group Inc	Bank of America Merrill Lynch	(2,921)
(3,690)	Montrose Environmental Group Inc	Barclays Bank	(2,214)
(11,717)	Montrose Environmental Group Inc	Goldman Sachs	(14,609)

保有高	銘柄	取引相手	未実現純利益/損 (米ドル)
	米国(続き)		
(1,116)	Montrose Environmental Group Inc	HSBC	1,489
219	Moody's Corp	Bank of America Merrill Lynch	3,105
11,502	Moody's Corp	Barclays Bank	78,098
7,141	Moody's Corp	Goldman Sachs	101,260
2,325	Moody's Corp	HSBC	37,921
2,681	Moog Inc 'A'	Bank of America Merrill Lynch	12,654
26,749	Moog Inc 'A'	Barclays Bank	113,683
17,850	Moog Inc 'A'	Goldman Sachs	84,252
10,458	Moog Inc 'A'	HSBC	49,780
966	Moog Inc 'A'	Morgan Stanley	4,106
(171)	Morgan Group Holding Co	Bank of America Merrill Lynch	(4)
(47)	Morgan Group Holding Co	Barclays Bank	11
(9)	Morgan Group Holding Co	Goldman Sachs	-
(69)	Morgan Group Holding Co	HSBC	(35)
(50)	Morgan Group Holding Co	Morgan Stanley	11
(21,382)	Morgan Stanley	Bank of America Merrill Lynch	(116,985)
(5,901)	Morgan Stanley	Barclays Bank	(22,778)
(26,958)	Morgan Stanley	Goldman Sachs	(169,026)
(17,943)	Morgan Stanley	HSBC	(90,074)
378	Morningstar Inc	Barclays Bank	4,154
(405)	Morningstar Inc	Barclays Bank	(4,451)
1,308	Morningstar Inc	Goldman Sachs	26,304
(1,151)	Morningstar Inc	Goldman Sachs	(19,800)
1,971	Morningstar Inc	HSBC	34,142
(492)	Morningstar Inc	HSBC	(11,719)
1,082	Morningstar Inc	Morgan Stanley	12,015
(1,147)	Morningstar Inc	Morgan Stanley	(12,606)
(1,608)	Morphic Holding Inc	Bank of America Merrill Lynch	1,721
(4,233)	Morphic Holding Inc	Barclays Bank	2,709
(7,607)	Morphic Holding Inc	Goldman Sachs	8,139
(1,214)	Morphic Holding Inc	HSBC	4,832
1,590	Mosaic Co	Barclays Bank	5,917
(4,476)	Mosaic Co	Barclays Bank	(5,685)
14,664	Mosaic Co	Goldman Sachs	(11,878)
2,994	Motorcar Parts of America Inc	Bank of America Merrill Lynch	1,946
3,632	Motorcar Parts of America Inc	Barclays Bank	1,271
6,217	Motorcar Parts of America Inc	Goldman Sachs	4,053
3,091	Motorcar Parts of America Inc	HSBC	(124)
1,095	Motorcar Parts of America Inc	Morgan Stanley	383
(375)	Motorola Solutions Inc	Bank of America Merrill Lynch	(3,752)
(11,212)	Motorola Solutions Inc	Barclays Bank	(67,577)
1,672	Motorola Solutions Inc	Barclays Bank	10,099
(119)	Motorola Solutions Inc	HSBC	(118)
(771)	Motorola Solutions Inc	Morgan Stanley	(4,509)
(8,962)	Motorsport Games Inc 'A'	Bank of America Merrill Lynch	272
(19,072)	Motorsport Games Inc 'A'	Goldman Sachs	580
(5,581)	Movado Group Inc	Bank of America Merrill Lynch	(7,107)
(4,286)	Movado Group Inc	Barclays Bank	(7,790)
(13,121)	Movado Group Inc	HSBC	(1,652)
(4,001)	Movado Group Inc	Morgan Stanley	(6,242)
30,131	MP Materials Corp	Bank of America Merrill Lynch	58,211
(3,319)	MP Materials Corp	Barclays Bank	(2,191)
26,289	MP Materials Corp	Barclays Bank	14,105
4,609	MP Materials Corp	Goldman Sachs	(657)
(1,704)	Mr Cooper Group Inc	Barclays Bank	1,465
(4,119)	Mr Cooper Group Inc	Goldman Sachs	(3,584)
(11,083)	Mr Cooper Group Inc	HSBC	(6,249)
19,171	MRC Global Inc	Barclays Bank	16,487
21,161	MRC Global Inc	Goldman Sachs	27,509
33,576	MRC Global Inc	HSBC	11,132
1,794	MSA Safety Inc	Bank of America Merrill Lynch	13,096
(6,690)	MSA Safety Inc	Barclays Bank	(48,503)

保有高	銘柄	取引相手	未実現純利益/損 (米ドル)
	米国(続き)		
1,959	MSA Safety Inc	Barclays Bank	14,203
1,275	MSA Safety Inc	Goldman Sachs	9,622
(1,984)	MSA Safety Inc	HSBC	(11,527)
940	MSA Safety Inc	HSBC	5,461
2,567	MSA Safety Inc	Morgan Stanley	18,611
(797)	MSC Industrial Direct Co Inc 'A'	Bank of America Merrill Lynch	(2,000)
(22,674)	MSC Industrial Direct Co Inc 'A'	Barclays Bank	(62,807)
(18,184)	MSC Industrial Direct Co Inc 'A'	Goldman Sachs	(45,642)
(815)	MSC Industrial Direct Co Inc 'A'	HSBC	(1,697)
(283)	MSC Industrial Direct Co Inc 'A'	Morgan Stanley	(784)
(883)	MSCI Inc	Bank of America Merrill Lynch	(30,638)
(2,208)	MSCI Inc	Barclays Bank	(55,818)
(1,456)	MSCI Inc	Goldman Sachs	(59,934)
(1,675)	MSCI Inc	HSBC	(53,463)
(2,317)	MSCI Inc	Morgan Stanley	(58,574)
(330)	MSG Entertainment Spinc Co Inc 'A'	Bank of America Merrill Lynch	(1,739)
(6,884)	MSG Entertainment Spinc Co Inc 'A'	Barclays Bank	(17,210)
(4,870)	MSG Entertainment Spinc Co Inc 'A'	Goldman Sachs	(25,665)
(971)	MSG Entertainment Spinc Co Inc 'A'	HSBC	(6,951)
7,631	Mueller Industries Inc	Bank of America Merrill Lynch	7,917
3,564	Mueller Industries Inc	Barclays Bank	(2,103)
11,261	Mueller Industries Inc	Goldman Sachs	15,090
9,227	Mueller Industries Inc	HSBC	5,684
13	Mueller Industries Inc	Morgan Stanley	(8)
(7,108)	Mueller Water Products Inc 'A'	Bank of America Merrill Lynch	(1,955)
(31,082)	Mueller Water Products Inc 'A'	Barclays Bank	(4,507)
(39,967)	Mueller Water Products Inc 'A'	Goldman Sachs	(10,991)
(52,909)	Mueller Water Products Inc 'A'	HSBC	3,555
(12,592)	Mueller Water Products Inc 'A'	Morgan Stanley	(1,826)
25,162	Multiplan Corp	Goldman Sachs	9,562
14,330	Multiplan Corp	HSBC	15,190
59,255	Murphy Oil Corp	Barclays Bank	447,376
38,425	Murphy Oil Corp	Goldman Sachs	358,968
82,249	Murphy Oil Corp	HSBC	905,591
187	Murphy Oil Corp	Morgan Stanley	1,412
1,505	Murphy USA Inc	Bank of America Merrill Lynch	(8,217)
1,023	Murphy USA Inc	Barclays Bank	12,747
(586)	Murphy USA Inc	Goldman Sachs	3,200
1,741	Murphy USA Inc	Goldman Sachs	(9,506)
1,626	Murphy USA Inc	Morgan Stanley	20,260
69,887	Mustang Bio Inc	Barclays Bank	(1,440)
69,311	Mustang Bio Inc	Goldman Sachs	(3,265)
120,531	Mustang Bio Inc	HSBC	241
17,135	Mustang Bio Inc	Morgan Stanley	(353)
(3,776)	MVB Financial Corp	Barclays Bank	(227)
(8,233)	MVB Financial Corp	Goldman Sachs	329
(4,771)	MVB Financial Corp	HSBC	8,302
(5,748)	MVB Financial Corp	Morgan Stanley	(345)
(51,217)	Myers Industries Inc	Barclays Bank	(18,950)
(27,338)	Myers Industries Inc	Goldman Sachs	12,302
6,225	MyMD Pharmaceuticals Inc	Barclays Bank	2,615
3,356	MyMD Pharmaceuticals Inc	HSBC	-
2,900	MyMD Pharmaceuticals Inc	Morgan Stanley	1,218
7,538	MYR Group Inc	Barclays Bank	26,911
8,307	MYR Group Inc	Goldman Sachs	51,420
963	MYR Group Inc	HSBC	8,792
8,975	Myriad Genetics Inc	Barclays Bank	(808)
14,139	Myriad Genetics Inc	Goldman Sachs	(5,656)
7,670	Myriad Genetics Inc	HSBC	14,803
6,674	Myriad Genetics Inc	Morgan Stanley	(601)
(19,426)	N-able Inc	HSBC	(15,152)
(10,077)	N-Able Inc	Barclays Bank	(5,442)

保有高	銘柄	取引相手	未実現純利益/損 (米ドル)
米国(続き)			
(39,655)	N-Able Inc	Goldman Sachs	(39,655)
(9,380)	N-Able Inc	Morgan Stanley	(5,065)
(1,970)	Nabors Industries Ltd	Barclays Bank	(54,352)
(2,239)	Nabors Industries Ltd	Barclays Bank	(28,939)
(1,094)	Nabors Industries Ltd	HSBC	(50,109)
(1,421)	NACCO Industries Inc 'A'	Bank of America Merrill Lynch	(5,869)
(1,348)	NACCO Industries Inc 'A'	Barclays Bank	(3,882)
3,193	NanoString Technologies Inc	Bank of America Merrill Lynch	3,975
1,390	NanoString Technologies Inc	Goldman Sachs	585
5,572	NanoString Technologies Inc	HSBC	10,510
(28,696)	Napco Security Technologies Inc	Barclays Bank	(74,036)
(19,110)	Napco Security Technologies Inc	Goldman Sachs	(45,482)
(9,000)	Napco Security Technologies Inc	HSBC	(26,550)
(3,968)	Napco Security Technologies Inc	Morgan Stanley	(10,237)
(4,047)	Nasdaq Inc	Bank of America Merrill Lynch	(36,180)
(6,054)	Nasdaq Inc	Barclays Bank	(44,557)
(13,374)	Nasdaq Inc	Goldman Sachs	(114,994)
(5,199)	Nasdaq Inc	HSBC	(46,219)
(3,689)	Nasdaq Inc	Morgan Stanley	(27,151)
4,012	Natera Inc	Bank of America Merrill Lynch	17,773
3,048	Natera Inc	Barclays Bank	(2,134)
4,428	Natera Inc	Goldman Sachs	19,616
5,693	Natera Inc	HSBC	48,732
(898)	Nathan's Famous Inc	Bank of America Merrill Lynch	(2,398)
(10,359)	Nathan's Famous Inc	Barclays Bank	(41,747)
(272)	Nathan's Famous Inc	Goldman Sachs	(726)
(2,537)	Nathan's Famous Inc	Morgan Stanley	(10,224)
5,079	National Bank Holdings Corp 'A'	Goldman Sachs	12,444
10,583	National Bank Holdings Corp 'A'	HSBC	26,563
12,531	National Bank Holdings Corp 'A'	Morgan Stanley	17,669
(8,946)	National Bankshares Inc	Bank of America Merrill Lynch	9,035
(9,187)	National Bankshares Inc	Barclays Bank	7,166
(10,067)	National Bankshares Inc	Morgan Stanley	7,852
(3,617)	National Beverage Corp	Bank of America Merrill Lynch	(7,596)
(13,698)	National Beverage Corp	Barclays Bank	(55,066)
(3,476)	National Beverage Corp	HSBC	(15,642)
(1,523)	National Beverage Corp	Morgan Stanley	(6,122)
25,849	National CineMedia Inc	Barclays Bank	1,422
18,257	National CineMedia Inc	Goldman Sachs	(3,195)
(28,676)	National Energy Services Reunited Corp	Barclays Bank	(30,683)
(9,591)	National Energy Services Reunited Corp	Goldman Sachs	(13,236)
(52,000)	National Fuel Gas Co	Barclays Bank	(208,520)
(23,457)	National Fuel Gas Co	Goldman Sachs	(158,803)
(23,775)	National Fuel Gas Co	Morgan Stanley	(95,338)
(15,155)	National Health Investors Inc (REIT)	Bank of America Merrill Lynch	(46,223)
(26,056)	National Health Investors Inc (REIT)	Barclays Bank	(61,753)
(10,983)	National Health Investors Inc (REIT)	Goldman Sachs	(33,498)
(17,943)	National Health Investors Inc (REIT)	HSBC	(85,588)
(14,415)	National Health Investors Inc (REIT)	Morgan Stanley	(34,164)
(13,959)	National HealthCare Corp	Goldman Sachs	12,005
(8,072)	National HealthCare Corp	HSBC	16,225
(4,094)	National HealthCare Corp	Morgan Stanley	(3,726)
(3,928)	National Instruments Corp	Bank of America Merrill Lynch	(4,124)
28,205	National Instruments Corp	Barclays Bank	26,231
(11,252)	National Instruments Corp	Goldman Sachs	(12,167)
12,425	National Instruments Corp	HSBC	30,317
(7,336)	National Instruments Corp	HSBC	(6,935)
15,709	National Instruments Corp	Morgan Stanley	(14,609)
(4,401)	National Presto Industries Inc	Bank of America Merrill Lynch	12,949
(2,082)	National Presto Industries Inc	Barclays Bank	1,062
(5,308)	National Presto Industries Inc	Goldman Sachs	15,597
(2,066)	National Presto Industries Inc	HSBC	9,844

保有高	銘柄	取引相手	未実現純利益/損 (米ドル)
米国(続き)			
(2,407)	National Presto Industries Inc	Morgan Stanley	1,228
1,402	National Research Corp	Bank of America Merrill Lynch	2,411
6,283	National Research Corp	Barclays Bank	13,236
2,243	National Research Corp	Goldman Sachs	3,858
1,273	National Research Corp	HSBC	2,253
8,887	National Research Corp	Morgan Stanley	20,085
(2,290)	National Retail Properties Inc (REIT)	Bank of America Merrill Lynch	23
(19,076)	National Retail Properties Inc (REIT)	Barclays Bank	(19,648)
(51,308)	National Retail Properties Inc (REIT)	Goldman Sachs	513
(89,175)	National Retail Properties Inc (REIT)	HSBC	(124,845)
(46,349)	National Retail Properties Inc (REIT)	Morgan Stanley	(47,743)
(94,312)	National Storage Affiliates Trust (REIT)	Barclays Bank	300,856
16,646	National Storage Affiliates Trust (REIT)	Goldman Sachs	31,461
21,727	National Storage Affiliates Trust (REIT)	HSBC	70,395
9,098	National Storage Affiliates Trust (REIT)	Morgan Stanley	29,023
5,038	National Vision Holdings Inc	Bank of America Merrill Lynch	8,867
8,308	National Vision Holdings Inc	Barclays Bank	3,905
16,599	National Vision Holdings Inc	Goldman Sachs	29,214
2,618	National Vision Holdings Inc	HSBC	5,517
(572)	National Western Life Group Inc 'A'	Bank of America Merrill Lynch	(5,517)
(3,115)	National Western Life Group Inc 'A'	Barclays Bank	(23,534)
(2,628)	National Western Life Group Inc 'A'	Goldman Sachs	(25,347)
(1,590)	National Western Life Group Inc 'A'	Morgan Stanley	(12,012)
27,916	Natural Gas Services Group Inc	Morgan Stanley	29,312
11,350	Natural Grocers by Vitamin Cottage Inc	Barclays Bank	11,463
14,415	Natural Grocers by Vitamin Cottage Inc	Goldman Sachs	(11,100)
13,805	Natural Grocers by Vitamin Cottage Inc	HSBC	(2,761)
19,911	Nature's Sunshine Products Inc	Bank of America Merrill Lynch	199
20,720	Nature's Sunshine Products Inc	Barclays Bank	7,252
11,746	Nature's Sunshine Products Inc	Goldman Sachs	117
1,012	Nature's Sunshine Products Inc	HSBC	(324)
19,046	Nature's Sunshine Products Inc	Morgan Stanley	6,666
41,516	Nautilus Biotechnology Inc	Barclays Bank	(13,700)
25,890	Nautilus Biotechnology Inc	Goldman Sachs	(5,178)
18,464	Nautilus Biotechnology Inc	HSBC	739
11,654	Nautilus Biotechnology Inc	Morgan Stanley	(3,846)
(13,015)	Nautilus Inc	Barclays Bank	5,076
(9,172)	Nautilus Inc	Goldman Sachs	3,577
(7,590)	Nautilus Inc	HSBC	5,389
(2,081)	Navient Corp	Bank of America Merrill Lynch	(603)
(33,897)	Navient Corp	Barclays Bank	(17,864)
(4,643)	Navient Corp	HSBC	(2,513)
(23,163)	Navient Corp	Morgan Stanley	(10,003)
20,508	Navigator Holdings Ltd	Barclays Bank	(10,049)
7,447	Navigator Holdings Ltd	Goldman Sachs	894
(690)	NBT Bancorp Inc	Goldman Sachs	197
(9,528)	nCino Inc	Bank of America Merrill Lynch	(38,874)
(8,575)	nCino Inc	Barclays Bank	(13,736)
(17,005)	nCino Inc	Goldman Sachs	(69,381)
(11,973)	nCino Inc	HSBC	(49,450)
(4,893)	nCino Inc	Morgan Stanley	(6,409)
(2,923)	NCR Corp	Bank of America Merrill Lynch	(2,923)
(15,046)	NCR Corp	Barclays Bank	(20,613)
(21,405)	NCR Corp	Goldman Sachs	(21,405)
(23,100)	NCR Corp	HSBC	(31,878)
11,947	Nektar Therapeutics	Bank of America Merrill Lynch	(4,062)
30,431	Nektar Therapeutics	Barclays Bank	(913)
41,396	Nektar Therapeutics	Goldman Sachs	(10,100)
21,895	Nektar Therapeutics	HSBC	(3,722)
88,351	Nektar Therapeutics	Morgan Stanley	(2,651)
1,760	Nelnet Inc 'A'	Bank of America Merrill Lynch	3,415
4,630	Nelnet Inc 'A'	Barclays Bank	3,010

保有高	銘柄	取引相手	未実現評価益/(損) (米ドル)
	米国(続き)		
8,118	Nelnet Inc 'A'	Goldman Sachs	11,690
2,488	Nelnet Inc 'A'	HSBC	8,111
(557)	NEOGAMES SA	Barclays Bank	(448)
(3,968)	NEOGAMES SA	Goldman Sachs	(5,337)
(1,614)	NEOGAMES SA	Morgan Stanley	(1,299)
(9,528)	Neogen Corp	Barclays Bank	-
(19,685)	Neogen Corp	Goldman Sachs	(9,449)
(1,675)	NeoGenomics Inc	Bank of America Merrill Lynch	871
(8,489)	NeoGenomics Inc	Barclays Bank	2,716
(31,689)	NeoGenomics Inc	Goldman Sachs	16,478
(6,620)	NeoGenomics Inc	HSBC	(1,390)
(6,324)	Neoleukin Therapeutics Inc	Bank of America Merrill Lynch	506
(10,951)	Neoleukin Therapeutics Inc	Barclays Bank	329
(16,811)	Neoleukin Therapeutics Inc	Goldman Sachs	1,345
(3,007)	Neoleukin Therapeutics Inc	HSBC	391
(2,605)	Neoleukin Therapeutics Inc	Morgan Stanley	78
4,222	NerdWallet Inc 'A'	Goldman Sachs	7,726
(8,489)	NerdWallet Inc 'A'	HSBC	31,152
7,135	NerdWallet Inc 'A'	Morgan Stanley	7,777
34,286	Nerdy Inc	Barclays Bank	22,972
39,761	Nerdy Inc	Goldman Sachs	7,952
14,311	Nerdy Inc	HSBC	4,690
16,921	Nerdy Inc	Morgan Stanley	11,337
14,476	NetApp Inc	Bank of America Merrill Lynch	6,225
15,671	NetApp Inc	Barclays Bank	53,595
26,602	NetApp Inc	Goldman Sachs	3,425
5,965	NetApp Inc	HSBC	10,002
16,185	NetApp Inc	Morgan Stanley	55,353
(1,430)	Netflix Inc	Barclays Bank	(8,208)
(3,433)	Netflix Inc	Goldman Sachs	(22,898)
(3,999)	Netflix Inc	HSBC	(81,134)
4,158	Netflix Inc	Morgan Stanley	23,867
14,969	NETGEAR Inc	Barclays Bank	3,443
26,313	NETGEAR Inc	Goldman Sachs	(26,050)
4,543	NETGEAR Inc	HSBC	(5,315)
(15,798)	NetScout Systems Inc	Barclays Bank	36,651
(13,606)	NetScout Systems Inc	Goldman Sachs	7,483
(3,406)	NetScout Systems Inc	HSBC	(5,177)
(7,089)	NETSTREIT Corp (REIT)	Bank of America Merrill Lynch	(2,669)
(45,260)	NETSTREIT Corp (REIT)	Barclays Bank	(23,083)
(40,058)	NETSTREIT Corp (REIT)	Goldman Sachs	(3,668)
(16,607)	NETSTREIT Corp (REIT)	HSBC	(8,526)
(4,413)	NETSTREIT Corp (REIT)	Morgan Stanley	(1,679)
(37,849)	NeuBase Therapeutics Inc	Bank of America Merrill Lynch	(2,649)
(14,766)	NeuBase Therapeutics Inc	Barclays Bank	(295)
1,251	Neurocrine Biosciences Inc	Bank of America Merrill Lynch	9,071
(2,490)	Neurocrine Biosciences Inc	Barclays Bank	(15,040)
(2,266)	Neurocrine Biosciences Inc	Goldman Sachs	(17,335)
(2,924)	Neurocrine Biosciences Inc	HSBC	(48,948)
3,997	Neurocrine Biosciences Inc	HSBC	66,910
(3,229)	Neurocrine Biosciences Inc	Morgan Stanley	(19,503)
338	Neurocrine Biosciences Inc	Morgan Stanley	2,042
(7,855)	Neuronetics Inc	Bank of America Merrill Lynch	(2,278)
(257)	Neuronetics Inc	Barclays Bank	(87)
937	NeuroPace Inc	Bank of America Merrill Lynch	1,181
3,401	NeuroPace Inc	Barclays Bank	1,020
2,807	NeuroPace Inc	Goldman Sachs	3,537
2,074	NeuroPace Inc	Morgan Stanley	622
(584)	Nevro Corp	Bank of America Merrill Lynch	753
(2,523)	Nevro Corp	Barclays Bank	6,484
(1,353)	Nevro Corp	HSBC	677
(460)	Nevro Corp	Morgan Stanley	1,182

保有高	銘柄	取引相手	未実現評価益/(損) (米ドル)
	米国(続き)		
(11,864)	New Fortress Energy Inc	Bank of America Merrill Lynch	(39,270)
(11,818)	New Fortress Energy Inc	Goldman Sachs	(39,117)
(5,441)	New Fortress Energy Inc	HSBC	(33,551)
(2,260)	New Fortress Energy Inc	Morgan Stanley	(7,820)
(1,255)	New Jersey Resources Corp	Bank of America Merrill Lynch	(1,406)
(33,900)	New Jersey Resources Corp	Barclays Bank	(13,221)
(28,795)	New Jersey Resources Corp	Goldman Sachs	(32,250)
(13,563)	New Jersey Resources Corp	HSBC	(21,848)
(1,719)	New Jersey Resources Corp	Morgan Stanley	(670)
3,099	New Relic Inc	Bank of America Merrill Lynch	9,435
1,069	New Relic Inc	Barclays Bank	(139)
5,686	New Relic Inc	Goldman Sachs	22,232
394	New Relic Inc	HSBC	(1,300)
7,325	New Relic Inc	Morgan Stanley	(952)
(13,645)	New Residential Investment Corp (REIT)	Bank of America Merrill Lynch	(3,821)
(152,932)	New Residential Investment Corp (REIT)	Barclays Bank	(68,820)
(277,049)	New Residential Investment Corp (REIT)	Goldman Sachs	(77,573)
(60,581)	New Residential Investment Corp (REIT)	HSBC	(23,627)
63,419	New York Community Bancorp Inc	Barclays Bank	23,148
235,582	New York Community Bancorp Inc	Goldman Sachs	173,153
33,919	New York Community Bancorp Inc	HSBC	25,948
(8,837)	New York Mortgage Trust Inc (REIT)	Bank of America Merrill Lynch	(777)
(96,917)	New York Mortgage Trust Inc (REIT)	Barclays Bank	(8,238)
(162,977)	New York Mortgage Trust Inc (REIT)	Goldman Sachs	(5,704)
(36,719)	New York Mortgage Trust Inc (REIT)	HSBC	(551)
(125,508)	New York Mortgage Trust Inc (REIT)	Morgan Stanley	(10,668)
5,788	New York Times Co 'A'	Bank of America Merrill Lynch	4,314
3,167	New York Times Co 'A'	Barclays Bank	(285)
9,083	New York Times Co 'A'	Goldman Sachs	8,448
13,614	New York Times Co 'A'	HSBC	9,258
4,725	New York Times Co 'A'	Morgan Stanley	(425)
(47,560)	NewAge Inc	Bank of America Merrill Lynch	2,202
(20,900)	NewAge Inc	Barclays Bank	(508)
6,952	Newegg Commerce Inc	Barclays Bank	1,182
17,070	Newegg Commerce Inc	HSBC	2,579
(4,196)	Newell Brands Inc	Bank of America Merrill Lynch	6,653
(18,715)	Newell Brands Inc	Barclays Bank	(34,436)
(55,774)	Newell Brands Inc	Goldman Sachs	64,698
(8,950)	Newell Brands Inc	HSBC	25,328
(3,252)	Newell Brands Inc	Morgan Stanley	(5,984)
(38,150)	Newmark Group Inc 'A'	Barclays Bank	(9,919)
(49,515)	Newmark Group Inc 'A'	Goldman Sachs	12,379
(56,022)	Newmark Group Inc 'A'	HSBC	32,724
(9,009)	Newmark Group Inc 'A'	Morgan Stanley	(2,342)
1,990	NewMarket Corp	Bank of America Merrill Lynch	1,265
(521)	NewMarket Corp	Bank of America Merrill Lynch	(115)
389	NewMarket Corp	Goldman Sachs	86
1,591	NewMarket Corp	HSBC	(2,683)
(179)	NewMarket Corp	HSBC	714
(4,563)	Newmont Corp	Bank of America Merrill Lynch	(16,290)
(25,349)	Newmont Corp	Barclays Bank	(40,305)
(24,023)	Newmont Corp	HSBC	(32,236)
(2,160)	Newmont Corp	Morgan Stanley	(3,434)
6,249	Newpark Resources Inc	Bank of America Merrill Lynch	2,500
14,792	Newpark Resources Inc	Barclays Bank	592
37,884	Newpark Resources Inc	HSBC	40,157
34,408	News Corp 'A'	Barclays Bank	(1,055)
38,379	News Corp 'A'	Goldman Sachs	(11,130)
66,455	News Corp 'A'	HSBC	(3,252)
37,963	News Corp 'A'	Morgan Stanley	3,887
26,913	News Corp 'B'	Bank of America Merrill Lynch	(7,835)
23,403	News Corp 'B'	Barclays Bank	(6,553)

保有高	銘柄	取引相手	未実現純利益/(損) (米ドル)
	米国(続き)		
19,064	News Corp 'B'	Goldman Sachs	(4,375)
43,614	News Corp 'B'	HSBC	(5,042)
12,177	News Corp 'B'	Morgan Stanley	(3,409)
1,044	NexImmune Inc	Bank of America Merrill Lynch	(104)
968	NexImmune Inc	Barclays Bank	(58)
3,020	NexImmune Inc	HSBC	(1,842)
1,296	NexImmune Inc	Morgan Stanley	(78)
3,971	NexPoint Residential Trust Inc (REIT)	Barclays Bank	6,155
17,209	NexPoint Residential Trust Inc (REIT)	Goldman Sachs	4,302
1,749	NexPoint Residential Trust Inc (REIT)	HSBC	2,221
1,970	NexPoint Residential Trust Inc (REIT)	Morgan Stanley	3,054
5,964	Nexstar Media Group Inc 'A'	Barclays Bank	3,042
(1,393)	Nexstar Media Group Inc 'A'	Barclays Bank	(710)
(1,081)	Nexstar Media Group Inc 'A'	Goldman Sachs	(4,454)
5,294	Nexstar Media Group Inc 'A'	HSBC	124,250
(2,667)	Nexstar Media Group Inc 'A'	HSBC	(24,648)
(241)	Nexstar Media Group Inc 'A'	Morgan Stanley	(123)
10,410	NextCure Inc	Bank of America Merrill Lynch	3,852
67,956	NextCure Inc	Barclays Bank	7,475
10,134	NextCure Inc	Goldman Sachs	3,750
18,397	NextCure Inc	HSBC	8,095
6,094	NextCure Inc	Morgan Stanley	670
(21,052)	NextDecade Corp	Barclays Bank	(14,736)
(5,060)	NextDecade Corp	Goldman Sachs	(4,503)
(3,352)	NextEra Energy Inc	Barclays Bank	(12,687)
40,678	NextEra Energy Inc	Goldman Sachs	252,814
(18,040)	NextEra Energy Inc	Goldman Sachs	(107,167)
(10,891)	NextEra Energy Inc	Morgan Stanley	(40,442)
(15,354)	NextEra Energy Partners LP	Bank of America Merrill Lynch	(123,600)
(7,489)	NextEra Energy Partners LP	Barclays Bank	(40,740)
4,331	NextEra Energy Partners LP	Barclays Bank	23,561
(12,043)	NextEra Energy Partners LP	HSBC	(104,014)
1,506	NextEra Energy Partners LP	HSBC	9,937
(2,951)	NextEra Energy Partners LP	Morgan Stanley	(16,053)
18,219	NextGen Healthcare Inc	Barclays Bank	11,842
43,830	NextGen Healthcare Inc	Goldman Sachs	(69,902)
7,511	NextGen Healthcare Inc	HSBC	(3,973)
3,725	NextGen Healthcare Inc	Morgan Stanley	2,421
(27,391)	NexTier Oilfield Solutions Inc	HSBC	(54,231)
12,993	NGM Biopharmaceuticals Inc	Bank of America Merrill Lynch	6,367
15,545	NGM Biopharmaceuticals Inc	Barclays Bank	(4,197)
12,082	NGM Biopharmaceuticals Inc	Goldman Sachs	5,920
10,325	NGM Biopharmaceuticals Inc	HSBC	29,013
10,673	NGM Biopharmaceuticals Inc	Morgan Stanley	(2,882)
8,897	NI Holdings Inc	Bank of America Merrill Lynch	845
11,120	NI Holdings Inc	Barclays Bank	7,617
17,241	NI Holdings Inc	Goldman Sachs	1,638
16,681	NI Holdings Inc	HSBC	13,428
6,252	NI Holdings Inc	Morgan Stanley	4,283
(8,117)	Nicolet Bankshares Inc	Barclays Bank	(10,146)
(11,834)	Nicolet Bankshares Inc	Goldman Sachs	(40,591)
(14,425)	Nicolet Bankshares Inc	HSBC	(2,020)
(3,014)	Nicolet Bankshares Inc	Morgan Stanley	(3,768)
(9,616)	NIKE Inc 'B'	Barclays Bank	(72,697)
12,454	NIKE Inc 'B'	Barclays Bank	94,152
(7,330)	NIKE Inc 'B'	HSBC	(37,430)
1,861	NIKE Inc 'B'	HSBC	17,109
24,934	Nikola Corp	Goldman Sachs	31,417
18,086	Nikola Corp	HSBC	21,341
5,016	Nikola Corp	Morgan Stanley	3,912
(40,223)	NiSource Inc	Bank of America Merrill Lynch	(31,610)
98,333	NiSource Inc	Barclays Bank	60,475

保有高	銘柄	取引相手	未実現純利益/(損) (米ドル)
	米国(続き)		
(24,125)	NiSource Inc	Barclays Bank	(14,837)
(15,959)	NiSource Inc	Goldman Sachs	(14,922)
(26,220)	NiSource Inc	HSBC	(50,474)
2,745	Nkarta Inc	Bank of America Merrill Lynch	2,971
3,446	Nkarta Inc	Barclays Bank	3,768
3,658	Nkarta Inc	Goldman Sachs	478
1,062	Nkarta Inc	HSBC	244
(35,339)	NL Industries Inc	Bank of America Merrill Lynch	(48,768)
(2,310)	NL Industries Inc	Barclays Bank	(2,102)
(21,055)	NL Industries Inc	Goldman Sachs	(29,056)
(7,732)	nLight Inc	Barclays Bank	(4,330)
(7,535)	nLight Inc	Goldman Sachs	(5,877)
(2,210)	nLight Inc	HSBC	1,370
15,992	NMI Holdings Inc 'A'	Bank of America Merrill Lynch	10,235
27,915	NMI Holdings Inc 'A'	Barclays Bank	17,586
19,489	NMI Holdings Inc 'A'	Goldman Sachs	11,199
43,381	NMI Holdings Inc 'A'	HSBC	23,971
14,682	NMI Holdings Inc 'A'	Morgan Stanley	9,250
(22,692)	NN Inc	Bank of America Merrill Lynch	(11,346)
(26,938)	NN Inc	Barclays Bank	(2,694)
(12,015)	NN Inc	Goldman Sachs	(6,008)
(8,618)	NN Inc	HSBC	3,792
(14,139)	NN Inc	Morgan Stanley	(1,414)
1,234	Noble Corp	Barclays Bank	5,072
20,694	Noodles & Co	Barclays Bank	20,694
10,442	Noodles & Co	Goldman Sachs	10,129
71,029	Nordic American Tankers Ltd	Goldman Sachs	(38,356)
2,846	Nordic American Tankers Ltd	Morgan Stanley	(427)
1,497	Nordson Corp	Bank of America Merrill Lynch	9,020
4,191	Nordson Corp	Barclays Bank	37,694
2,311	Nordson Corp	Goldman Sachs	11,786
6,509	Nordson Corp	HSBC	47,224
2,125	Nordson Corp	Morgan Stanley	20,995
2,576	Nordstrom Inc	Bank of America Merrill Lynch	8,866
17,929	Nordstrom Inc	Barclays Bank	79,246
18,752	Nordstrom Inc	Goldman Sachs	33,995
7,345	Nordstrom Inc	HSBC	21,578
9,097	Nordstrom Inc	Morgan Stanley	42,196
3,775	Norfolk Southern Corp	Bank of America Merrill Lynch	(19,167)
6,782	Norfolk Southern Corp	Barclays Bank	51,604
7,410	Norfolk Southern Corp	Goldman Sachs	(31,859)
5,927	Norfolk Southern Corp	HSBC	(42,249)
2,239	Norfolk Southern Corp	Morgan Stanley	16,913
(5,490)	Northeast Bank	Bank of America Merrill Lynch	(10,376)
(628)	Northeast Bank	Goldman Sachs	(1,187)
(5,774)	Northeast Bank	HSBC	(12,645)
(1,826)	Northeast Bank	Morgan Stanley	(2,301)
(17,683)	Northern Oil and Gas Inc	Goldman Sachs	(96,549)
(12,784)	Northern Oil and Gas Inc	HSBC	(98,565)
(941)	Northern Oil and Gas Inc	Morgan Stanley	(4,244)
1,180	Northern Technologies International Corp	Goldman Sachs	389
6,051	Northern Technologies International Corp	Morgan Stanley	4,296
(3,773)	Northern Trust Corp	Barclays Bank	(20,110)
(15,473)	Northern Trust Corp	Goldman Sachs	(124,491)
(3,067)	Northern Trust Corp	HSBC	(20,733)
(91,670)	Northfield Bancorp Inc	Bank of America Merrill Lynch	(19,251)
(30,035)	Northfield Bancorp Inc	Barclays Bank	(6,608)
(40,622)	Northfield Bancorp Inc	Goldman Sachs	(8,531)
(12,235)	Northfield Bancorp Inc	HSBC	612
(13,691)	Northfield Bancorp Inc	Morgan Stanley	(3,012)
3,775	Northrim BanCorp Inc	Bank of America Merrill Lynch	10,645
27,480	Northrim BanCorp Inc	Barclays Bank	49,739

保有高	銘柄	取引相手	未実現純利益/(損) (米ドル)
	米国(続き)		
18,563	Northrim BanCorp Inc	Goldman Sachs	52,348
10,186	Northrim BanCorp Inc	HSBC	11,612
265	Northrim BanCorp Inc	Morgan Stanley	480
(19,785)	Northwest Bancshares Inc	Bank of America Merrill Lynch	(8,843)
(101,547)	Northwest Bancshares Inc	Barclays Bank	(23,356)
(54,545)	Northwest Bancshares Inc	Goldman Sachs	(29,156)
(38,621)	Northwest Bancshares Inc	HSBC	(18,406)
(32,360)	Northwest Bancshares Inc	Morgan Stanley	(7,443)
3,870	Northwest Natural Holding Co	Bank of America Merrill Lynch	11,416
3,465	Northwest Natural Holding Co	Barclays Bank	358
21,482	Northwest Natural Holding Co	Goldman Sachs	63,372
30,007	Northwest Natural Holding Co	HSBC	125,729
(956)	Northwest Pipe Co	Bank of America Merrill Lynch	(2,906)
(15,711)	Northwest Pipe Co	Barclays Bank	(2,200)
(5,425)	Northwest Pipe Co	Goldman Sachs	(16,492)
(1,589)	Northwest Pipe Co	Morgan Stanley	(222)
35,610	NorthWestern Corp	Barclays Bank	(5,342)
13,296	NorthWestern Corp	Goldman Sachs	5,451
18,998	NorthWestern Corp	HSBC	35,336
13,211	NorthWestern Corp	Morgan Stanley	(1,982)
(7,605)	NortonLifeLock Inc	Barclays Bank	(228)
(26,529)	NortonLifeLock Inc	Goldman Sachs	(19,897)
(24,416)	NortonLifeLock Inc	HSBC	(4,732)
17,776	Norwegian Cruise Line Holdings Ltd	Bank of America Merrill Lynch	533
79,243	Norwegian Cruise Line Holdings Ltd	Barclays Bank	80,828
5,040	Norwegian Cruise Line Holdings Ltd	Goldman Sachs	151
38,539	Norwegian Cruise Line Holdings Ltd	HSBC	6,551
7,222	Norwegian Cruise Line Holdings Ltd	Morgan Stanley	7,366
(2,074)	Norwood Financial Corp	Barclays Bank	1,276
(758)	Norwood Financial Corp	HSBC	1,004
(860)	Norwood Financial Corp	Morgan Stanley	529
(18,981)	NOV Inc	Bank of America Merrill Lynch	(35,874)
(26,279)	NOV Inc	Barclays Bank	(37,579)
(59,913)	NOV Inc	Goldman Sachs	(113,235)
(28,681)	NOV Inc	HSBC	(84,182)
(13,020)	NOV Inc	Morgan Stanley	(18,619)
3,176	Novagold Resources Inc	Bank of America Merrill Lynch	730
108,466	Novagold Resources Inc	Barclays Bank	5,423
111,366	Novagold Resources Inc	Goldman Sachs	25,614
13,667	Novagold Resources Inc	HSBC	4,100
700	Novagold Resources Inc	Morgan Stanley	35
(10,041)	Novanta Inc	Barclays Bank	5,824
(4,579)	Novanta Inc	Goldman Sachs	14,012
(731)	Novanta Inc	HSBC	(4,496)
(2,878)	Novavax Inc	Bank of America Merrill Lynch	(26,075)
(2,426)	Novavax Inc	Barclays Bank	(17,049)
(767)	Novavax Inc	Goldman Sachs	(6,949)
(714)	Novavax Inc	Morgan Stanley	(4,041)
(6,026)	Novocure Ltd	Barclays Bank	(25,792)
(4,432)	Novocure Ltd	Goldman Sachs	(62,080)
(658)	Novocure Ltd	HSBC	(12,186)
(5,471)	Novocure Ltd	Morgan Stanley	(23,416)
(59,920)	Novume Solutions Inc	Bank of America Merrill Lynch	(14,381)
(24,176)	Novume Solutions Inc	Barclays Bank	(5,077)
(4,322)	Novume Solutions Inc	HSBC	(951)
(226)	Novume Solutions Inc	Morgan Stanley	(47)
(11,506)	NOW Inc	Barclays Bank	(7,939)
(4,621)	NRG Energy Inc	Barclays Bank	416
27,232	NRG Energy Inc	Goldman Sachs	55,009
16,886	NRG Energy Inc	Morgan Stanley	(1,520)
(11,184)	NRG Energy Inc	Morgan Stanley	1,007
(2,523)	Nu Skin Enterprises Inc 'A'	Bank of America Merrill Lynch	(1,690)

保有高	銘柄	取引相手	未実現純利益/(損) (米ドル)
	米国(続き)		
(10,307)	Nu Skin Enterprises Inc 'A'	Barclays Bank	(12,059)
(6,903)	Nu Skin Enterprises Inc 'A'	Goldman Sachs	(4,625)
(6,437)	Nucor Corp	Barclays Bank	(54,843)
(4,226)	Nucor Corp	Goldman Sachs	(66,468)
(10,239)	Nucor Corp	HSBC	(49,100)
(11,211)	Nucor Corp	Morgan Stanley	(95,517)
(3,169)	Nurix Therapeutics Inc	Barclays Bank	380
(3,660)	Nurix Therapeutics Inc	Goldman Sachs	(1,061)
32,437	Nutanix Inc 'A'	Barclays Bank	(162,509)
20,292	Nutanix Inc 'A'	Goldman Sachs	(106,869)
28,559	Nutanix Inc 'A'	HSBC	(132,593)
(1,266)	Nuvalent Inc 'A'	Goldman Sachs	(2,494)
(6,651)	Nuvalent Inc 'A'	HSBC	(4,257)
(864)	NuVasive Inc	Bank of America Merrill Lynch	(3,594)
(5,396)	NuVasive Inc	Barclays Bank	(14,104)
20,185	Nuvation Bio Inc	Barclays Bank	(5,652)
34,161	Nuvation Bio Inc	Goldman Sachs	(18,789)
7,243	Nuvve Holding Corp	Barclays Bank	4,491
4,756	Nuvve Holding Corp	Goldman Sachs	2,806
(1,409)	NV5 Global Inc	Barclays Bank	(12,089)
(2,347)	NV5 Global Inc	Goldman Sachs	(21,827)
(2,299)	NV5 Global Inc	HSBC	(24,199)
(690)	NV5 Global Inc	Morgan Stanley	(4,403)
(1,849)	NVE Corp	Bank of America Merrill Lynch	(2,884)
(13,725)	NVE Corp	Barclays Bank	(2,745)
(8,692)	NVE Corp	Goldman Sachs	(13,560)
(2,315)	NVE Corp	HSBC	(6,968)
(895)	NVE Corp	Morgan Stanley	(179)
3,317	nVent Electric Plc	Bank of America Merrill Lynch	2,919
40,778	nVent Electric Plc	Barclays Bank	19,981
23,552	nVent Electric Plc	Goldman Sachs	20,725
14,262	nVent Electric Plc	HSBC	15,260
2,539	nVent Electric Plc	Morgan Stanley	1,244
(969)	NVIDIA Corp	Bank of America Merrill Lynch	(12,568)
(2,082)	NVIDIA Corp	Barclays Bank	(34,624)
(2,057)	NVIDIA Corp	Goldman Sachs	(26,402)
4,091	NVIDIA Corp	Goldman Sachs	68,373
(1,631)	NVIDIA Corp	HSBC	(25,263)
(1,427)	NVIDIA Corp	Morgan Stanley	(23,731)
973	NVIDIA Corp	Morgan Stanley	16,181
(76)	NVR Inc	Bank of America Merrill Lynch	(13,402)
(65)	NVR Inc	Barclays Bank	(11,130)
(273)	NVR Inc	Goldman Sachs	(42,286)
(173)	NVR Inc	HSBC	(2,147)
(281)	NVR Inc	Morgan Stanley	(48,119)
(514)	NXP Semiconductors NV	Bank of America Merrill Lynch	(7,217)
(11,906)	NXP Semiconductors NV	Barclays Bank	(123,108)
4,844	NXP Semiconductors NV	Goldman Sachs	68,010
(759)	NXP Semiconductors NV	Goldman Sachs	(9,087)
(3,568)	NXP Semiconductors NV	HSBC	(50,470)
600	NXP Semiconductors NV	Morgan Stanley	6,204
(4,968)	NXP Semiconductors NV	Morgan Stanley	(51,369)
4,708	Nymox Pharmaceutical Corp	Bank of America Merrill Lynch	(4,402)
21,780	Nymox Pharmaceutical Corp	Goldman Sachs	(20,364)
46,926	Nymox Pharmaceutical Corp	Morgan Stanley	(1,666)
(5,222)	Oak Street Health Inc	Bank of America Merrill Lynch	(9,608)
12,860	Oak Street Health Inc	Goldman Sachs	23,662
(4,875)	Oak Street Health Inc	Goldman Sachs	(8,970)
4,971	Oak Street Health Inc	HSBC	12,974
899	Oak Street Health Inc	Morgan Stanley	872
(2,961)	Oak Street Health Inc	Morgan Stanley	(2,872)
6,480	Oak Valley Bancorp	Barclays Bank	-

保有高	銘柄	取引相手	未実現評価益/(損) (米ドル)
	米国(続吉)		
10,269	Oak Valley Bancorp	Goldman Sachs	(2,156)
6,612	Oak Valley Bancorp	HSBC	(1,719)
3,345	Oak Valley Bancorp	Morgan Stanley	-
1,766	Oasis Petroleum Inc	Bank of America Merrill Lynch	38,658
625	Oasis Petroleum Inc	Barclays Bank	8,469
2,727	Oasis Petroleum Inc	Goldman Sachs	59,694
5,625	Oasis Petroleum Inc	HSBC	147,917
370	Oasis Petroleum Inc	Morgan Stanley	5,014
(642)	Occidental Petroleum Corp	Bank of America Merrill Lynch	(3,139)
998	Occidental Petroleum Corp	Bank of America Merrill Lynch	4,880
3,757	Occidental Petroleum Corp	Bank of America Merrill Lynch	18,334
1,112	Occidental Petroleum Corp	Barclays Bank	7,984
3,458	Occidental Petroleum Corp	Goldman Sachs	18,303
(3,362)	Occidental Petroleum Corp	HSBC	(49,119)
3,371	Occidental Petroleum Corp	HSBC	49,400
2,916	Occidental Petroleum Corp	HSBC	42,603
(1,729)	Occidental Petroleum Corp	Morgan Stanley	(12,259)
1,189	Occidental Petroleum Corp	Morgan Stanley	9,804
79	Ocean Bio-Chem Inc	Bank of America Merrill Lynch	(36)
578	Ocean Bio-Chem Inc	Barclays Bank	(92)
4,425	Oceaneering International Inc	Bank of America Merrill Lynch	8,850
24,087	Oceaneering International Inc	Barclays Bank	28,182
51,397	Oceaneering International Inc	Goldman Sachs	102,794
22,300	Oceaneering International Inc	HSBC	47,722
9,356	Oceaneering International Inc	Morgan Stanley	10,947
23,365	OceanFirst Financial Corp	Bank of America Merrill Lynch	17,469
115,623	OceanFirst Financial Corp	Barclays Bank	63,593
46,543	OceanFirst Financial Corp	HSBC	29,322
42,685	OceanFirst Financial Corp	Morgan Stanley	23,477
(680)	Oconee Federal Financial Corp	Barclays Bank	(469)
(27,807)	Ocugen Inc	Barclays Bank	(5,561)
(3,634)	Ocular Therapeutix Inc	Barclays Bank	563
(16,813)	Ocular Therapeutix Inc	Goldman Sachs	3,951
(7,196)	Ocular Therapeutix Inc	HSBC	971
4,508	Ocwen Financial Corp	Barclays Bank	4,373
3,306	Ocwen Financial Corp	Goldman Sachs	16,728
1,246	Ocwen Financial Corp	HSBC	5,433
(1,964)	ODP Corp	Barclays Bank	1,650
(7,108)	ODP Corp	Goldman Sachs	22,319
(4,508)	ODP Corp	HSBC	20,196
(10,017)	Offerpad Solutions Inc	Barclays Bank	4,107
(4,382)	Offerpad Solutions Inc	HSBC	438
12,943	Office Properties Income Trust (REIT)	Bank of America Merrill Lynch	9,433
5,300	Office Properties Income Trust (REIT)	Barclays Bank	2,226
11,100	Office Properties Income Trust (REIT)	Goldman Sachs	9,102
3,203	Office Properties Income Trust (REIT)	HSBC	3,031
17,415	Office Properties Income Trust (REIT)	Morgan Stanley	7,314
(1,209)	OFG Bancorp	HSBC	(342)
18,499	OGE Energy Corp	Bank of America Merrill Lynch	31,633
57,717	OGE Energy Corp	Barclays Bank	53,677
42,960	OGE Energy Corp	Goldman Sachs	73,462
7,244	OGE Energy Corp	HSBC	13,981
157,824	OGE Energy Corp	Morgan Stanley	146,776
(1,627)	Ohio Valley Banc Corp	Bank of America Merrill Lynch	586
(1,071)	Ohio Valley Banc Corp	Morgan Stanley	1,157
(41,642)	O-I Glass Inc	Barclays Bank	(73,706)
(3,499)	O-I Glass Inc	Goldman Sachs	(8,573)
(13,376)	O-I Glass Inc	HSBC	(40,839)
(2,476)	O-I Glass Inc	Morgan Stanley	(4,383)
39,132	Oil States International Inc	Barclays Bank	34,045
31,201	Oil States International Inc	Goldman Sachs	26,833
42,416	Oil States International Inc	HSBC	70,411

保有高	銘柄	取引相手	未実現評価益/(損) (米ドル)
	米国(続吉)		
(7,002)	Oil-Dri Corp of America	Goldman Sachs	2,661
(2,153)	Oil-Dri Corp of America	HSBC	3,186
2,651	Okta Inc	Bank of America Merrill Lynch	(3,238)
1,830	Okta Inc	Barclays Bank	2,452
4,529	Okta Inc	Goldman Sachs	(15,370)
2,461	Okta Inc	HSBC	(9,053)
983	Okta Inc	Morgan Stanley	1,317
(19,598)	Olaplex Holdings Inc	Bank of America Merrill Lynch	(50,759)
(25,131)	Olaplex Holdings Inc	Goldman Sachs	(65,089)
(22,941)	Olaplex Holdings Inc	HSBC	(89,453)
(1,357)	Old Dominion Freight Line Inc	Bank of America Merrill Lynch	9,295
4,998	Old Dominion Freight Line Inc	Barclays Bank	27,839
(551)	Old Dominion Freight Line Inc	Barclays Bank	(3,069)
775	Old Dominion Freight Line Inc	Goldman Sachs	(5,309)
(449)	Old Dominion Freight Line Inc	Goldman Sachs	3,076
(531)	Old Dominion Freight Line Inc	HSBC	7,995
11,026	Old National Bancorp	Bank of America Merrill Lynch	4,741
(14,212)	Old National Bancorp	Bank of America Merrill Lynch	(6,111)
156,794	Old National Bancorp	Barclays Bank	23,672
(21,340)	Old National Bancorp	Barclays Bank	(3,841)
125,020	Old National Bancorp	Goldman Sachs	53,759
(7,665)	Old National Bancorp	Goldman Sachs	(3,296)
44,073	Old National Bancorp	HSBC	12,208
(28,471)	Old National Bancorp	HSBC	(5,345)
16,089	Old National Bancorp	Morgan Stanley	3,358
(10,430)	Old National Bancorp	Morgan Stanley	(1,877)
6,701	Old Republic International Corp	Bank of America Merrill Lynch	5,428
85,774	Old Republic International Corp	Barclays Bank	54,895
90,704	Old Republic International Corp	Goldman Sachs	73,470
37,267	Old Republic International Corp	HSBC	36,894
38,792	Old Republic International Corp	Morgan Stanley	24,827
10,289	Old Second Bancorp Inc	Bank of America Merrill Lynch	10,495
36,685	Old Second Bancorp Inc	Barclays Bank	13,207
22,825	Old Second Bancorp Inc	Goldman Sachs	23,281
13,014	Old Second Bancorp Inc	HSBC	12,363
52,884	Old Second Bancorp Inc	Morgan Stanley	19,038
3,798	Olema Pharmaceuticals Inc	Bank of America Merrill Lynch	2,583
3,827	Olema Pharmaceuticals Inc	Barclays Bank	1,952
22,059	Olema Pharmaceuticals Inc	Goldman Sachs	15,000
10,150	Olema Pharmaceuticals Inc	HSBC	8,323
26,186	Olema Pharmaceuticals Inc	Morgan Stanley	13,355
(2,350)	Olin Corp	Bank of America Merrill Lynch	(9,189)
(17,716)	Olin Corp	Barclays Bank	(54,565)
(8,016)	Olin Corp	Morgan Stanley	(24,689)
(631)	Ollie's Bargain Outlet Holdings Inc	Bank of America Merrill Lynch	907
2,164	Ollie's Bargain Outlet Holdings Inc	Barclays Bank	6,579
(5,868)	Ollie's Bargain Outlet Holdings Inc	Goldman Sachs	(1,467)
1,466	Ollie's Bargain Outlet Holdings Inc	Goldman Sachs	367
954	Ollie's Bargain Outlet Holdings Inc	Morgan Stanley	2,900
1,172	Olympic Steel Inc	Bank of America Merrill Lynch	3,551
7,025	Olympic Steel Inc	Barclays Bank	(3,864)
17,544	Olympic Steel Inc	Goldman Sachs	53,158
342	Omega Flex Inc	Morgan Stanley	1,016
(15,747)	Omega Healthcare Investors Inc (REIT)	Bank of America Merrill Lynch	1,701
(19,253)	Omega Healthcare Investors Inc (REIT)	Barclays Bank	(21,178)
(50,115)	Omega Healthcare Investors Inc (REIT)	Goldman Sachs	(24,125)
(22,500)	Omega Healthcare Investors Inc (REIT)	HSBC	(35,550)
(8,937)	Omega Healthcare Investors Inc (REIT)	Morgan Stanley	(9,831)
13,377	Omega Therapeutics Inc	Barclays Bank	(2,675)
2,756	Omega Therapeutics Inc	Goldman Sachs	(744)
306	Omega Therapeutics Inc	HSBC	(67)
18,594	Omeros Corp	Bank of America Merrill Lynch	(8,925)

保有高	銘柄	取引相手	未実現純利益/(損) (米ドル)
	米国(続き)		
15,425	Omeros Corp	Barclays Bank	(4,319)
8,966	Omeros Corp	Goldman Sachs	(4,304)
3,934	Omeros Corp	HSBC	(551)
7,795	Omeros Corp	Morgan Stanley	(2,183)
8,066	Omnicell Inc	Barclays Bank	3,065
10,834	Omnicell Inc	Goldman Sachs	22,969
4,051	Omnicell Inc	HSBC	(2,795)
325	Omnicell Inc	Morgan Stanley	55
3,316	Omnicom Group Inc	Bank of America Merrill Lynch	(8,787)
2,865	Omnicom Group Inc	Barclays Bank	(4,326)
8,033	Omnicom Group Inc	Goldman Sachs	(13,912)
8,747	Omnicom Group Inc	HSBC	(25,706)
2,003	Omnicom Group Inc	Morgan Stanley	7,095
(2,735)	ON Semiconductor Corp	Barclays Bank	(10,966)
(11,990)	ON Semiconductor Corp	Goldman Sachs	(58,151)
(18,595)	ON Semiconductor Corp	HSBC	(164,140)
(1,864)	ON Semiconductor Corp	Morgan Stanley	(7,661)
15,681	ON24 Inc	HSBC	19,288
3,961	ON24 Inc	Morgan Stanley	3,248
(12,359)	Oncocyte Corp	Goldman Sachs	1,730
(14,620)	Oncocyte Corp	HSBC	1,170
(32,664)	Oncocyte Corp	Morgan Stanley	1,960
216	Oncorus Inc	Bank of America Merrill Lynch	(2)
9,268	Oncorus Inc	Barclays Bank	(927)
11,874	Oncorus Inc	Goldman Sachs	(119)
3,206	Oncorus Inc	Morgan Stanley	(321)
5,848	Oncternal Therapeutics Inc	Bank of America Merrill Lynch	3,359
3,627	Oncternal Therapeutics Inc	Barclays Bank	1,796
3,484	Oncternal Therapeutics Inc	Goldman Sachs	2,001
7,969	Oncternal Therapeutics Inc	HSBC	2,627
(32,170)	Ondas Holdings Inc	Bank of America Merrill Lynch	(16,085)
(12,840)	Ondas Holdings Inc	Barclays Bank	(5,393)
4,781	ONE Gas Inc	Bank of America Merrill Lynch	1,352
26,256	ONE Gas Inc	Barclays Bank	1,557
(5,687)	ONE Gas Inc	Barclays Bank	(739)
33,006	ONE Gas Inc	Goldman Sachs	27,471
20,786	ONE Gas Inc	HSBC	25,089
(7,409)	ONE Gas Inc	HSBC	(9,970)
7,064	ONE Gas Inc	Morgan Stanley	(3,885)
(2,500)	ONE Gas Inc	Morgan Stanley	(325)
2,426	ONE Group Hospitality Inc	Bank of America Merrill Lynch	1,650
2,284	ONE Group Hospitality Inc	Barclays Bank	1,782
11,602	ONE Group Hospitality Inc	Morgan Stanley	9,050
(46,395)	One Liberty Properties Inc (REIT)	Barclays Bank	(58,922)
(44,641)	One Liberty Properties Inc (REIT)	Goldman Sachs	(47,319)
(8,123)	One Liberty Properties Inc (REIT)	HSBC	(18,764)
(5,445)	OneMain Holdings Inc	Bank of America Merrill Lynch	(12,193)
3,332	OneMain Holdings Inc	Bank of America Merrill Lynch	5,764
(2,878)	OneMain Holdings Inc	Barclays Bank	(5,180)
(3,468)	OneMain Holdings Inc	Goldman Sachs	(2,670)
6,738	OneMain Holdings Inc	Goldman Sachs	5,884
(15,893)	OneMain Holdings Inc	HSBC	(33,517)
973	OneMain Holdings Inc	HSBC	1,522
(2,300)	OneMain Holdings Inc	Morgan Stanley	(4,140)
(14,436)	ONEOK Inc	Bank of America Merrill Lynch	(18,443)
(8,865)	ONEOK Inc	Barclays Bank	(28,988)
(34,665)	ONEOK Inc	Goldman Sachs	(60,016)
(19,286)	ONEOK Inc	HSBC	(66,717)
(15,746)	ONEOK Inc	Morgan Stanley	(51,714)
(24,892)	OneSpan Inc	Barclays Bank	(8,712)
(38,203)	OneSpan Inc	Goldman Sachs	(55,012)
(6,437)	OneSpan Inc	HSBC	(12,423)

保有高	銘柄	取引相手	未実現純利益/(損) (米ドル)
	米国(続き)		
(21,339)	OneSpan Inc	Morgan Stanley	(7,469)
7,676	OneSpaWorld Holdings Ltd	Bank of America Merrill Lynch	1,535
31,697	OneSpaWorld Holdings Ltd	Barclays Bank	(2,219)
31,722	OneSpaWorld Holdings Ltd	Goldman Sachs	6,344
35,093	OneSpaWorld Holdings Ltd	HSBC	12,468
12,260	OneSpaWorld Holdings Ltd	Morgan Stanley	(858)
(2,255)	OneWater Marine Inc 'A'	Bank of America Merrill Lynch	(699)
(14,127)	OneWater Marine Inc 'A'	Barclays Bank	(13,986)
(2,562)	OneWater Marine Inc 'A'	HSBC	3,741
(1,314)	OneWater Marine Inc 'A'	Morgan Stanley	(1,301)
(825)	Onto Innovation Inc	Bank of America Merrill Lynch	(5,750)
1,186	Onto Innovation Inc	Bank of America Merrill Lynch	8,266
(3,216)	Onto Innovation Inc	Barclays Bank	(18,588)
8,388	Onto Innovation Inc	Barclays Bank	48,483
(21,273)	Onto Innovation Inc	Goldman Sachs	(148,273)
5,997	Onto Innovation Inc	Goldman Sachs	41,799
(2,251)	Onto Innovation Inc	HSBC	(21,848)
1,473	Onto Innovation Inc	HSBC	12,882
(1,607)	Onto Innovation Inc	Morgan Stanley	(9,288)
1,048	Onto Innovation Inc	Morgan Stanley	6,057
(2,519)	Ontrak Inc	Bank of America Merrill Lynch	(529)
(5,278)	Ontrak Inc	Barclays Bank	(1,478)
15,433	Ooma Inc	Bank of America Merrill Lynch	22,687
25,354	Ooma Inc	Barclays Bank	9,888
15,806	Ooma Inc	Goldman Sachs	23,235
3,044	Ooma Inc	HSBC	4,536
14,487	Ooma Inc	Morgan Stanley	5,650
23,388	OP Bancorp	Goldman Sachs	8,887
23,417	OP Bancorp	Morgan Stanley	8,898
10,765	Open Lending Corp 'A'	Bank of America Merrill Lynch	4,161
6,152	Open Lending Corp 'A'	Barclays Bank	1,538
19,181	Open Lending Corp 'A'	Goldman Sachs	7,424
2,653	Open Lending Corp 'A'	HSBC	(516)
8,343	Open Lending Corp 'A'	Morgan Stanley	2,086
5,480	Opendoor Technologies Inc	Bank of America Merrill Lynch	493
(4,086)	Opendoor Technologies Inc	Bank of America Merrill Lynch	(368)
12,156	Opendoor Technologies Inc	Barclays Bank	5,835
(41,390)	Opendoor Technologies Inc	Barclays Bank	(19,867)
10,201	Opendoor Technologies Inc	Goldman Sachs	918
31,522	Opendoor Technologies Inc	HSBC	39,402
13,313	OPKO Health Inc	HSBC	8,520
11,583	OPKO Health Inc	Morgan Stanley	(232)
8,079	Oportun Financial Corp	Bank of America Merrill Lynch	(1,858)
13,126	Oportun Financial Corp	Barclays Bank	(656)
24,548	Oportun Financial Corp	Goldman Sachs	(5,646)
11,809	Oportun Financial Corp	HSBC	2,008
4,016	Oportun Financial Corp	Morgan Stanley	(201)
(862)	Oppenheimer Holdings Inc 'A'	Bank of America Merrill Lynch	(2,113)
(7,954)	Oppenheimer Holdings Inc 'A'	Barclays Bank	(11,430)
(1,516)	Oppenheimer Holdings Inc 'A'	HSBC	(191)
(3,107)	Oppenheimer Holdings Inc 'A'	Morgan Stanley	(5,624)
(1,646)	OptimizeRx Corp	Bank of America Merrill Lynch	(1,959)
(2,310)	OptimizeRx Corp	Barclays Bank	185
(5,283)	OptimizeRx Corp	Goldman Sachs	(3,720)
(3,912)	OptimizeRx Corp	HSBC	(6,729)
(13,315)	OptimizeRx Corp	Morgan Stanley	1,065
66,840	Optinose Inc	Barclays Bank	9,358
27,036	Optinose Inc	Goldman Sachs	5,407
30,661	Optinose Inc	HSBC	2,759
26,068	Optinose Inc	Morgan Stanley	3,650
(9,583)	Option Care Health Inc	Bank of America Merrill Lynch	(17,921)
(23,620)	Option Care Health Inc	Barclays Bank	(47,240)

保有高	銘柄	取引相手	未実現純利益/(損) (米ドル)
	米国(続吉)		
(9,644)	Option Care Health Inc	Goldman Sachs	(18,034)
(11,322)	Option Care Health Inc	HSBC	(26,438)
(13,597)	Option Care Health Inc	Morgan Stanley	(27,194)
(260)	Oracle Corp	Bank of America Merrill Lynch	(551)
(35,466)	Oracle Corp	Barclays Bank	(74,124)
(18,880)	Oracle Corp	Morgan Stanley	(39,459)
6,522	Oramed Pharmaceuticals Inc	Barclays Bank	1,500
4,290	Oramed Pharmaceuticals Inc	Goldman Sachs	760
1,853	Oramed Pharmaceuticals Inc	HSBC	760
781	Oramed Pharmaceuticals Inc	Morgan Stanley	180
(2,676)	OraSure Technologies Inc	Bank of America Merrill Lynch	2,301
(9,849)	OraSure Technologies Inc	Barclays Bank	13,001
(15,123)	OraSure Technologies Inc	Goldman Sachs	13,006
(18,681)	OraSure Technologies Inc	HSBC	25,967
(5,383)	Orbital Energy Group Inc	Goldman Sachs	(269)
(27,239)	Orchid Island Capital Inc (REIT)	Bank of America Merrill Lynch	(2,860)
(76,781)	Orchid Island Capital Inc (REIT)	Barclays Bank	(3,455)
(66,253)	Orchid Island Capital Inc (REIT)	Goldman Sachs	(6,957)
(229,416)	Orchid Island Capital Inc (REIT)	HSBC	(30,971)
(30,355)	Orchid Island Capital Inc (REIT)	Morgan Stanley	(1,366)
(2,272)	O'Reilly Automotive Inc	Barclays Bank	(145,158)
(1,230)	O'Reilly Automotive Inc	Goldman Sachs	(1,043)
(1,396)	O'Reilly Automotive Inc	HSBC	(45,970)
(27,630)	Organogenesis Holdings Inc	Barclays Bank	(1,934)
(14,502)	Organon & Co	Barclays Bank	(5,365)
(17,947)	Organon & Co	Goldman Sachs	(42,297)
2,019	Orgenesis Inc	Bank of America Merrill Lynch	(464)
7,279	Orgenesis Inc	Barclays Bank	2,766
6,742	Orgenesis Inc	Goldman Sachs	(1,551)
6,736	Orgenesis Inc	Morgan Stanley	2,560
(13,802)	ORIC Pharmaceuticals Inc	Barclays Bank	(3,036)
(11,856)	ORIC Pharmaceuticals Inc	Goldman Sachs	237
4,118	Origin Bancorp Inc	Bank of America Merrill Lynch	5,889
34,234	Origin Bancorp Inc	Barclays Bank	30,173
35,539	Origin Bancorp Inc	Goldman Sachs	49,983
24,579	Origin Bancorp Inc	HSBC	8,357
7,452	Origin Bancorp Inc	Morgan Stanley	6,781
70,084	Origin Materials Inc	Barclays Bank	18,923
(9,331)	Orion Energy Systems Inc	Barclays Bank	1,026
(46,866)	Orion Engineered Carbons SA	Goldman Sachs	(79,204)
(4,817)	Orion Engineered Carbons SA	HSBC	(11,127)
6,129	Orion Office Inc (REIT)	Bank of America Merrill Lynch	1,630
22,889	Orion Office Inc (REIT)	Barclays Bank	6,867
(32,305)	Orion Office Inc (REIT)	Barclays Bank	(9,692)
8,963	Orion Office Inc (REIT)	Goldman Sachs	2,609
(11,842)	Orion Office Inc (REIT)	Goldman Sachs	(5,210)
(14,621)	Orion Office Inc (REIT)	HSBC	(9,065)
1,873	Orion Office Inc (REIT)	Morgan Stanley	562
(25,247)	Ormat Technologies Inc	Barclays Bank	(141,636)
(11,787)	Ormat Technologies Inc	Goldman Sachs	(128,361)
(8,135)	Ormat Technologies Inc	HSBC	(71,425)
(1,558)	Ormat Technologies Inc	Morgan Stanley	(8,740)
4,585	Orrstown Financial Services Inc	Bank of America Merrill Lynch	3,714
11,022	Orrstown Financial Services Inc	Barclays Bank	7,054
9,211	Orrstown Financial Services Inc	Goldman Sachs	7,461
11,169	Orrstown Financial Services Inc	HSBC	7,801
1,015	Orrstown Financial Services Inc	Morgan Stanley	650
8,937	Orthofix Medical Inc	Bank of America Merrill Lynch	(2,860)
20,762	Orthofix Medical Inc	Barclays Bank	3,322
7,505	Orthofix Medical Inc	Goldman Sachs	(2,402)
1,469	Orthofix Medical Inc	HSBC	(823)
4,449	Orthofix Medical Inc	Morgan Stanley	712

保有高	銘柄	取引相手	未実現純利益/(損) (米ドル)
	米国(続吉)		
(4,610)	OrthoPediatrics Corp	Bank of America Merrill Lynch	(11,940)
(545)	OrthoPediatrics Corp	Barclays Bank	(921)
(5,095)	OrthoPediatrics Corp	Goldman Sachs	(13,196)
(549)	OrthoPediatrics Corp	HSBC	(2,057)
(6,155)	OrthoPediatrics Corp	Morgan Stanley	(10,402)
(1,056)	Oshkosh Corp	Barclays Bank	740
6,797	Oshkosh Corp	Barclays Bank	12,931
(2,260)	Oshkosh Corp	Goldman Sachs	816
(10,000)	Oshkosh Corp	HSBC	(12,336)
11,082	Oshkosh Corp	HSBC	13,631
11,498	OSI Systems Inc	Barclays Bank	7,819
4,397	OSI Systems Inc	Goldman Sachs	7,387
24,337	OSI Systems Inc	Morgan Stanley	16,549
801	Otis Worldwide Corp	Bank of America Merrill Lynch	(873)
3,350	Otis Worldwide Corp	Barclays Bank	1,005
32,705	Otis Worldwide Corp	Goldman Sachs	(3,311)
954	Otis Worldwide Corp	HSBC	275
1,891	Otis Worldwide Corp	Morgan Stanley	567
(1,669)	Otter Tail Corp	Bank of America Merrill Lynch	(2,217)
(21,002)	Otter Tail Corp	Barclays Bank	(29,110)
(7,390)	Otter Tail Corp	Goldman Sachs	(15,557)
(1,814)	Otter Tail Corp	HSBC	(2,617)
(1,952)	Otter Tail Corp	Morgan Stanley	(1,269)
30,193	Ouster Inc	Bank of America Merrill Lynch	(4,404)
11,666	Ouster Inc	Barclays Bank	(992)
11,160	Ouster Inc	HSBC	(5,413)
48,571	Outbrain Inc	Barclays Bank	1,457
12,194	Outbrain Inc	Goldman Sachs	2,561
2,598	Outbrain Inc	HSBC	(6,547)
2,607	Outbrain Inc	Morgan Stanley	78
10,329	Outfront Media Inc (REIT)	Bank of America Merrill Lynch	(2,025)
97,280	Outfront Media Inc (REIT)	Barclays Bank	39,109
64,640	Outfront Media Inc (REIT)	Goldman Sachs	(18,263)
87,424	Outfront Media Inc (REIT)	HSBC	(16,469)
12,381	Outfront Media Inc (REIT)	Morgan Stanley	4,334
(55,361)	Outlook Therapeutics Inc	Goldman Sachs	44,943
(34,682)	Outlook Therapeutics Inc	HSBC	24,534
(11,688)	Outlook Therapeutics Inc	Morgan Stanley	9,350
(6,984)	Outset Medical Inc	Barclays Bank	13,479
(4,281)	Outset Medical Inc	Goldman Sachs	16,268
(6,874)	Outset Medical Inc	HSBC	7,424
(1,356)	Outset Medical Inc	Morgan Stanley	2,617
(138,038)	Overseas Shipholding Group Inc 'A'	Bank of America Merrill Lynch	(12,423)
(25,219)	Overseas Shipholding Group Inc 'A'	Barclays Bank	(3,278)
(11,707)	Overseas Shipholding Group Inc 'A'	Goldman Sachs	(1,054)
(9,870)	Overseas Shipholding Group Inc 'A'	HSBC	(2,073)
1,516	Overstock.com Inc	Bank of America Merrill Lynch	4,760
9,123	Overstock.com Inc	Goldman Sachs	27,492
8,568	Overstock.com Inc	HSBC	(18,335)
(11,490)	Ovid therapeutics Inc	Barclays Bank	2,068
(29,084)	Ovid therapeutics Inc	Goldman Sachs	9,889
5,858	Ovintiv Inc	Bank of America Merrill Lynch	71,369
30,733	Ovintiv Inc	Barclays Bank	253,505
29,979	Ovintiv Inc	Goldman Sachs	408,234
1,659	Ovintiv Inc	HSBC	17,901
3,420	Ovintiv Inc	Morgan Stanley	28,283
(1,883)	Owens & Minor Inc	Bank of America Merrill Lynch	659
(7,580)	Owens & Minor Inc	Goldman Sachs	2,653
(5,537)	Owens & Minor Inc	HSBC	7,608
(3,449)	Owens & Minor Inc	Morgan Stanley	(517)
1,117	Owens Corning	Bank of America Merrill Lynch	1,765
5,439	Owens Corning	Barclays Bank	12,945

保有高	銘柄	取引相手	未実現純利益/損 (米ドル)
	米国(続き)		
27,750	Owens Corning	Goldman Sachs	43,845
14,885	Owens Corning	Morgan Stanley	35,426
1,926	Oxford Industries Inc	Bank of America Merrill Lynch	9,476
2,706	Oxford Industries Inc	Barclays Bank	17,589
2,537	Oxford Industries Inc	Goldman Sachs	12,482
4,964	Oxford Industries Inc	HSBC	35,954
1,160	Oxford Industries Inc	Morgan Stanley	7,540
8,427	Oyster Point Pharma Inc	Goldman Sachs	(6,742)
3,594	Oyster Point Pharma Inc	HSBC	(4,205)
6,392	PACCAR Inc	Bank of America Merrill Lynch	8,865
21,630	PACCAR Inc	Barclays Bank	71,523
16,728	PACCAR Inc	Goldman Sachs	34,460
14,854	PACCAR Inc	HSBC	17,722
18,204	PACCAR Inc	Morgan Stanley	62,834
(836)	Pacific Biosciences of California Inc	Bank of America Merrill Lynch	(251)
14,338	Pacific Biosciences of California Inc	Barclays Bank	2,129
6,258	Pacific Biosciences of California Inc	Goldman Sachs	1,877
(8,253)	Pacific Biosciences of California Inc	HSBC	(4,374)
5,510	Pacific Biosciences of California Inc	HSBC	2,920
(5,619)	Pacific Premier Bancorp Inc	Bank of America Merrill Lynch	(8,148)
(37,380)	Pacific Premier Bancorp Inc	Barclays Bank	(26,166)
(55,294)	Pacific Premier Bancorp Inc	Goldman Sachs	(75,441)
(2,616)	Pacific Premier Bancorp Inc	HSBC	(732)
(2,731)	Pacific Premier Bancorp Inc	Morgan Stanley	(1,912)
(2,678)	Pacira BioSciences Inc	Bank of America Merrill Lynch	(54)
(5,331)	Pacira BioSciences Inc	Barclays Bank	(2,399)
(753)	Pacira BioSciences Inc	Goldman Sachs	(15)
(914)	Pacira BioSciences Inc	HSBC	(3,702)
(4,528)	Pacira BioSciences Inc	Morgan Stanley	(2,038)
(6,798)	Packaging Corp of America	Barclays Bank	(27,396)
(3,691)	Packaging Corp of America	Goldman Sachs	(5,278)
3,498	Packaging Corp of America	Goldman Sachs	(8,581)
(9,974)	Packaging Corp of America	HSBC	38,001
(54,436)	Pactiv Evergreen Inc	Barclays Bank	(10,887)
(31,645)	Pactiv Evergreen Inc	Goldman Sachs	1,582
(3,875)	PacWest Bancorp	Barclays Bank	(3,836)
5,561	PacWest Bancorp	Barclays Bank	5,505
(48,772)	PacWest Bancorp	Goldman Sachs	(61,940)
15,865	PacWest Bancorp	Goldman Sachs	20,149
36,873	PacWest Bancorp	HSBC	(5,162)
12,151	PacWest Bancorp	Morgan Stanley	12,029
5,397	PagerDuty Inc	Bank of America Merrill Lynch	6,584
40,208	PagerDuty Inc	Barclays Bank	46,240
17,148	PagerDuty Inc	Goldman Sachs	20,921
1,537	Pain Therapeutics Inc	Morgan Stanley	1,322
(40,187)	Palantir Technologies Inc 'A'	Bank of America Merrill Lynch	(28,952)
(21,481)	Palantir Technologies Inc 'A'	Barclays Bank	(16,003)
(50,787)	Palantir Technologies Inc 'A'	Goldman Sachs	(36,312)
(52,801)	Palantir Technologies Inc 'A'	Morgan Stanley	(39,337)
197	Palo Alto Networks Inc	Bank of America Merrill Lynch	4,437
465	Palo Alto Networks Inc	Barclays Bank	1,419
497	Palo Alto Networks Inc	Goldman Sachs	28,849
1,094	Palo Alto Networks Inc	HSBC	47,928
1,300	Palo Alto Networks Inc	Morgan Stanley	3,965
(3,491)	Palomar Holdings Inc	Barclays Bank	(9,077)
(2,639)	Palomar Holdings Inc	Goldman Sachs	(11,849)
(1,102)	Palomar Holdings Inc	HSBC	(9,170)
(1,024)	PAM Transportation Services Inc	Barclays Bank	512
(8,804)	PAM Transportation Services Inc	Morgan Stanley	4,402
10,265	Pan American Silver Corp (Right)	Bank of America Merrill Lynch	103
46,959	Pan American Silver Corp (Right)	Goldman Sachs	470
21,553	Pan American Silver Corp (Right)	Morgan Stanley	216

保有高	銘柄	取引相手	未実現純利益/損 (米ドル)
	米国(続き)		
(48,986)	Pangaea Logistics Solutions Ltd	Barclays Bank	(8,817)
(12,333)	Pangaea Logistics Solutions Ltd	Goldman Sachs	(16,033)
(16,851)	Pangaea Logistics Solutions Ltd	HSBC	(33,533)
5,099	Papa John's International Inc	Bank of America Merrill Lynch	29,471
9,108	Papa John's International Inc	Barclays Bank	85,889
27,521	Papa John's International Inc	Goldman Sachs	153,842
8,121	Papa John's International Inc	HSBC	37,562
6,866	Papa John's International Inc	Morgan Stanley	64,747
(2,394)	Par Pacific Holdings Inc	Bank of America Merrill Lynch	(3,232)
(6,483)	Par Pacific Holdings Inc	Barclays Bank	(6,289)
(12,601)	Par Pacific Holdings Inc	Goldman Sachs	(17,011)
(12,814)	Par Pacific Holdings Inc	HSBC	(41,902)
(9,691)	PAR Technology Corp	Barclays Bank	(21,029)
(3,103)	PAR Technology Corp	HSBC	(21,069)
11,518	Paragon 28 Inc	Barclays Bank	10,597
3,465	Paragon 28 Inc	HSBC	11,294
12,634	Paramount Group Inc (REIT)	Bank of America Merrill Lynch	3,411
41,403	Paramount Group Inc (REIT)	Barclays Bank	12,421
49,723	Paramount Group Inc (REIT)	Goldman Sachs	13,425
65,061	Paramount Group Inc (REIT)	HSBC	14,964
74,784	Paramount Group Inc (REIT)	Morgan Stanley	22,435
(29,496)	Paratek Pharmaceuticals Inc	Goldman Sachs	3,245
(15,672)	Paratek Pharmaceuticals Inc	Morgan Stanley	627
6,914	Pardes Biosciences Inc	Barclays Bank	(4,425)
8,617	Pardes Biosciences Inc	Goldman Sachs	259
1,872	Pardes Biosciences Inc	HSBC	(1,853)
(197)	Park Aerospace Corp	Bank of America Merrill Lynch	(18)
(63,928)	Park Aerospace Corp	Barclays Bank	(18,539)
(73,633)	Park Aerospace Corp	Goldman Sachs	(6,627)
(45,376)	Park Aerospace Corp	HSBC	(13,159)
(16,426)	Park Aerospace Corp	Morgan Stanley	(4,764)
(21,646)	Park City Group Inc	Bank of America Merrill Lynch	(14,070)
(81,158)	Park City Group Inc	Barclays Bank	(17,043)
(5,136)	Park Hotels & Resorts Inc (REIT)	Bank of America Merrill Lynch	1,438
115,113	Park Hotels & Resorts Inc (REIT)	Barclays Bank	168,065
(11,996)	Park Hotels & Resorts Inc (REIT)	Barclays Bank	(17,514)
20,807	Park Hotels & Resorts Inc (REIT)	Goldman Sachs	(5,826)
(3,563)	Park National Corp	Barclays Bank	(9,549)
(237)	Park National Corp	Goldman Sachs	(1,187)
(2,382)	Park National Corp	HSBC	(2,588)
(26,040)	Park National Corp	Morgan Stanley	(69,787)
(11,201)	Parke Bancorp Inc	Bank of America Merrill Lynch	(9,633)
(20,690)	Parke Bancorp Inc	Barclays Bank	(10,759)
(9,181)	Parke Bancorp Inc	Goldman Sachs	(7,896)
(904)	Parke Bancorp Inc	HSBC	(1,094)
(9,235)	Parke Bancorp Inc	Morgan Stanley	(4,802)
2,489	Parker Drilling Co	HSBC	622
(1,277)	Parker-Hannifin Corp	Bank of America Merrill Lynch	(6,372)
(3,182)	Parker-Hannifin Corp	Barclays Bank	(27,874)
(2,048)	Parker-Hannifin Corp	Goldman Sachs	(10,496)
(1,401)	Parker-Hannifin Corp	HSBC	(4,238)
4,472	Parker-Hannifin Corp	Morgan Stanley	39,175
(2,701)	Parker-Hannifin Corp	Morgan Stanley	(23,661)
(4,823)	Park-Ohio Holdings Corp	Bank of America Merrill Lynch	(5,836)
(7,585)	Park-Ohio Holdings Corp	Barclays Bank	(12,895)
(1,848)	Park-Ohio Holdings Corp	Goldman Sachs	(2,236)
(2,859)	Park-Ohio Holdings Corp	HSBC	(16,840)
(2,215)	Park-Ohio Holdings Corp	Morgan Stanley	(3,766)
(1,120)	Parsons Corp	Bank of America Merrill Lynch	(1,154)
(6,047)	Parsons Corp	Barclays Bank	(6,470)
(5,938)	Parsons Corp	Goldman Sachs	(6,116)
(4,842)	Parsons Corp	HSBC	(17,141)

保有高	銘柄	取引相手	未実現純利益/(損) (米ドル)
	米国(続き)		
(1,867)	Parsons Corp	Morgan Stanley	(1,998)
4,623	PARTS iD Inc	Bank of America Merrill Lynch	(2)
1,606	PARTS iD Inc	Barclays Bank	(104)
1,300	PARTS iD Inc	Goldman Sachs	(1)
8,472	PARTS iD Inc	Morgan Stanley	(551)
(24,180)	Party City Holdco Inc	Barclays Bank	(1,934)
(7,637)	Party City Holdco Inc	Goldman Sachs	153
(13,800)	Party City Holdco Inc	HSBC	(3,036)
5,521	Passage Bio Inc	Bank of America Merrill Lynch	635
13,784	Passage Bio Inc	Barclays Bank	(1,172)
27,029	Passage Bio Inc	Goldman Sachs	3,108
6,061	Passage Bio Inc	HSBC	(1,182)
8,630	Passage Bio Inc	Morgan Stanley	(734)
8,950	Patrick Industries Inc	Barclays Bank	3,849
3,858	Patrick Industries Inc	Goldman Sachs	(25,386)
1,818	Patrick Industries Inc	HSBC	(17,016)
8,030	Patterson Cos Inc	Barclays Bank	(803)
18,493	Patterson Cos Inc	Goldman Sachs	(2,034)
14,289	Patterson Cos Inc	HSBC	5,020
8,075	Patterson Cos Inc	Morgan Stanley	(808)
2,229	Patterson-UTI Energy Inc	Bank of America Merrill Lynch	8,403
9,114	Patterson-UTI Energy Inc	Barclays Bank	22,238
17,622	Patterson-UTI Energy Inc	Goldman Sachs	66,435
16,075	Patterson-UTI Energy Inc	HSBC	82,465
(140,548)	PAVmed Inc	Barclays Bank	(1,405)
(6,200)	PAVmed Inc	HSBC	2,232
21,445	Paya Holdings Inc	Barclays Bank	(858)
4,699	Paya Holdings Inc	Goldman Sachs	3,477
4,161	Paya Holdings Inc	HSBC	4,868
18,000	Paya Holdings Inc	Morgan Stanley	(720)
4,045	Paychex Inc	Bank of America Merrill Lynch	9,859
5,489	Paychex Inc	Barclays Bank	18,073
15,734	Paychex Inc	Goldman Sachs	36,500
4,524	Paychex Inc	HSBC	18,663
3,377	Paychex Inc	Morgan Stanley	14,859
4,407	Paycom Software Inc	Barclays Bank	53,368
2,143	Paycom Software Inc	Goldman Sachs	14,315
962	Paycom Software Inc	HSBC	6,080
(1,089)	Paycor HCM Inc	Bank of America Merrill Lynch	341
(2,861)	Paycor HCM Inc	Barclays Bank	1,688
(5,079)	Paycor HCM Inc	Goldman Sachs	(13,358)
(1,324)	Paycor HCM Inc	HSBC	(2,861)
3,170	Paylocity Holding Corp	Bank of America Merrill Lynch	36,582
2,783	Paylocity Holding Corp	Barclays Bank	17,477
2,915	Paylocity Holding Corp	Goldman Sachs	29,012
1,254	Paylocity Holding Corp	HSBC	10,860
2,439	Paylocity Holding Corp	Morgan Stanley	13,009
2,726	PayPal Holdings Inc	Barclays Bank	7,715
2,013	PayPal Holdings Inc	Goldman Sachs	12,803
17,199	PayPal Holdings Inc	HSBC	77,052
64,462	Paysafe Ltd	Bank of America Merrill Lynch	27,326
108,732	Paysafe Ltd	Barclays Bank	28,271
128,281	Paysafe Ltd	Goldman Sachs	64,140
23,013	Paysafe Ltd	HSBC	6,674
41,541	Paysafe Ltd	Morgan Stanley	10,801
(41,190)	Paysign Inc	Bank of America Merrill Lynch	(9,062)
(17,193)	Paysign Inc	Barclays Bank	(3,439)
(4,817)	Paysign Inc	Goldman Sachs	(1,060)
(11,281)	Paysign Inc	HSBC	(226)
(15,724)	Paysign Inc	Morgan Stanley	(3,145)
1,745	PBF Energy Inc 'A'	Bank of America Merrill Lynch	5,706
4,245	PBF Energy Inc 'A'	Barclays Bank	16,471

保有高	銘柄	取引相手	未実現純利益/(損) (米ドル)
	米国(続き)		
1,695	PBF Energy Inc 'A'	Goldman Sachs	5,543
4,569	PBF Energy Inc 'A'	HSBC	25,908
899	PC Connection Inc	Bank of America Merrill Lynch	(1,315)
4,990	PC Connection Inc	Barclays Bank	3,892
1,057	PC Connection Inc	HSBC	(2,703)
23,407	PC Connection Inc	Morgan Stanley	18,257
(1,110)	PCB Bancorp	Bank of America Merrill Lynch	(422)
(15,194)	PCB Bancorp	Barclays Bank	(11,851)
16,879	PCSB Financial Corp	Barclays Bank	26,500
41,532	PCSB Financial Corp	Goldman Sachs	71,435
14,856	PCSB Financial Corp	HSBC	17,976
36,352	PCSB Financial Corp	Morgan Stanley	57,073
(12,121)	PCTEL Inc	Bank of America Merrill Lynch	(727)
(16,023)	PCTEL Inc	Barclays Bank	(1,602)
(39,394)	PCTEL Inc	Goldman Sachs	(2,364)
(12,130)	PCTEL Inc	Morgan Stanley	(1,213)
(6,773)	PDC Energy Inc	Bank of America Merrill Lynch	(93,806)
(12,814)	PDC Energy Inc	Barclays Bank	(124,938)
(30,483)	PDC Energy Inc	Goldman Sachs	(422,189)
(4,228)	PDC Energy Inc	HSBC	(61,395)
(2,940)	PDF Solutions Inc	Bank of America Merrill Lynch	853
(8,046)	PDF Solutions Inc	Barclays Bank	(8,529)
(12,593)	PDF Solutions Inc	Goldman Sachs	3,652
(9,212)	PDF Solutions Inc	HSBC	(9,028)
(4,930)	PDF Solutions Inc	Morgan Stanley	(5,226)
(337,585)	PDL BioPharma Inc	Bank of America Merrill Lynch	486,460
(46,279)	PDL BioPharma Inc	Barclays Bank	66,688
(74,293)	PDL BioPharma Inc	Goldman Sachs	107,056
(98,282)	PDL BioPharma Inc	HSBC	141,624
(141,740)	PDL BioPharma Inc	Morgan Stanley	204,247
(4,938)	PDS Biotechnology Corp	Barclays Bank	1,037
(1,282)	Peapack-Gladstone Financial Corp	Bank of America Merrill Lynch	(2,602)
(1,464)	Peapack-Gladstone Financial Corp	Barclays Bank	(2,284)
(4,886)	Peapack-Gladstone Financial Corp	Goldman Sachs	(9,919)
(3,047)	Peapack-Gladstone Financial Corp	HSBC	(4,845)
(4,787)	Peapack-Gladstone Financial Corp	Morgan Stanley	(7,468)
(3,623)	Pebblebrook Hotel Trust (REIT)	Bank of America Merrill Lynch	942
(20,779)	Pebblebrook Hotel Trust (REIT)	Barclays Bank	(27,220)
(57,520)	Pebblebrook Hotel Trust (REIT)	Goldman Sachs	14,248
(11,927)	Pebblebrook Hotel Trust (REIT)	HSBC	(6,415)
2,586	Pegasystems Inc	Barclays Bank	3,103
749	Pegasystems Inc	Goldman Sachs	(517)
(8,589)	Pegasystems Inc	HSBC	139,142
1,075	Pegasystems Inc	HSBC	785
1,275	Pegasystems Inc	Morgan Stanley	1,530
8,486	Peloton Interactive Inc 'A'	Bank of America Merrill Lynch	(10,862)
6,405	Peloton Interactive Inc 'A'	Goldman Sachs	(8,198)
(12,017)	Peloton Interactive Inc 'A'	Goldman Sachs	10,413
1,678	Peloton Interactive Inc 'A'	HSBC	1,153
(7,596)	Peloton Interactive Inc 'A'	HSBC	4,303
1,827	Peloton Interactive Inc 'A'	Morgan Stanley	1,060
2,612	Penn National Gaming Inc	Bank of America Merrill Lynch	2,637
1,686	Penn National Gaming Inc	Barclays Bank	1,332
5,576	Penn National Gaming Inc	Goldman Sachs	9,776
5,074	Penn National Gaming Inc	HSBC	3,057
2,310	Penn Virginia Corp	Bank of America Merrill Lynch	23,131
626	Penn Virginia Corp	Barclays Bank	4,908
2,390	Penn Virginia Corp	Goldman Sachs	23,135
3,334	Penn Virginia Corp	Morgan Stanley	26,139
(3,444)	Pennant Group Inc	Bank of America Merrill Lynch	(3,754)
(4,447)	Pennant Group Inc	Barclays Bank	(4,669)
(1,440)	Pennant Group Inc	Goldman Sachs	(1,570)

保有高	銘柄	取引相手	未実現純利益/(損) (米ドル)
米国(続々)			
(4,279)	Pennant Group Inc	HSBC	(24,818)
(8,430)	Pennant Group Inc	Morgan Stanley	(8,852)
7,906	Penns Woods Bancorp Inc	Barclays Bank	3,716
3,598	Penns Woods Bancorp Inc	Morgan Stanley	1,691
(3,369)	PennyMac Financial Services Inc	Bank of America Merrill Lynch	(14,588)
(15,594)	PennyMac Financial Services Inc	Barclays Bank	(7,486)
(19,491)	PennyMac Financial Services Inc	Goldman Sachs	(84,396)
(10,647)	PennyMac Financial Services Inc	HSBC	(25,020)
(17,748)	PennyMac Financial Services Inc	Morgan Stanley	(8,519)
(3,170)	PennyMac Mortgage Investment Trust (REIT)	Bank of America Merrill Lynch	(2,631)
(52,892)	PennyMac Mortgage Investment Trust (REIT)	Barclays Bank	(20,099)
(36,863)	PennyMac Mortgage Investment Trust (REIT)	Goldman Sachs	(30,596)
(31,765)	PennyMac Mortgage Investment Trust (REIT)	HSBC	(20,547)
(1,512)	PennyMac Mortgage Investment Trust (REIT)	Morgan Stanley	(575)
12,788	Penske Automotive Group Inc	Barclays Bank	76,925
2,510	Penske Automotive Group Inc	Goldman Sachs	(2,786)
2,885	Penske Automotive Group Inc	HSBC	5,014
938	Penske Automotive Group Inc	Morgan Stanley	5,731
20,132	Pentair Plc	Bank of America Merrill Lynch	12,699
(3,894)	Pentair Plc	Bank of America Merrill Lynch	312
12,691	Pentair Plc	Barclays Bank	5,159
16,337	Pentair Plc	Goldman Sachs	(1,986)
(3,910)	Pentair Plc	Goldman Sachs	3,683
13,713	Pentair Plc	HSBC	4,463
15,356	Pentair Plc	Morgan Stanley	1,880
761	Penumbra Inc	Bank of America Merrill Lynch	5,662
4,236	Penumbra Inc	Barclays Bank	22,578
4,556	Penumbra Inc	Goldman Sachs	33,896
2,071	Penumbra Inc	Morgan Stanley	11,038
(2,380)	Peoples Bancorp Inc	Bank of America Merrill Lynch	(2,356)
(14,014)	Peoples Bancorp Inc	Barclays Bank	(7,147)
(29,652)	Peoples Bancorp Inc	Goldman Sachs	(29,355)
(15,281)	Peoples Bancorp Inc	HSBC	(9,780)
(32,287)	Peoples Bancorp Inc	Morgan Stanley	(16,466)
(607)	Peoples Financial Services Corp	Bank of America Merrill Lynch	(1,499)
(5,551)	Peoples Financial Services Corp	Barclays Bank	(7,327)
(2,652)	Peoples Financial Services Corp	Goldman Sachs	(6,550)
(1,872)	Peoples Financial Services Corp	Morgan Stanley	(2,471)
(2,847)	PepsiCo Inc	Bank of America Merrill Lynch	22,580
(19,485)	PepsiCo Inc	Barclays Bank	1,242
(6,599)	PepsiCo Inc	Goldman Sachs	44,548
(4,913)	PepsiCo Inc	HSBC	33,961
(1,270)	PepsiCo Inc	Morgan Stanley	-
(41,870)	Perdoceo Education Corp	Barclays Bank	(23,866)
(7,756)	Perdoceo Education Corp	Goldman Sachs	(6,205)
(23,043)	Perdoceo Education Corp	HSBC	(14,978)
5,132	Perella Weinberg Partners	Bank of America Merrill Lynch	3,284
44,514	Perella Weinberg Partners	Barclays Bank	28,489
24,965	Perella Weinberg Partners	Goldman Sachs	15,978
14,139	Perella Weinberg Partners	HSBC	17,674
8,920	Perella Weinberg Partners	Morgan Stanley	5,709
(6,468)	Perficient Inc	Barclays Bank	(6,856)
(2,968)	Perficient Inc	Goldman Sachs	(3,740)
(3,151)	Perficient Inc	HSBC	(17,743)
(124)	Perficient Inc	Morgan Stanley	(131)
12,392	Performance Food Group Co	Bank of America Merrill Lynch	(2,141)
14,064	Performance Food Group Co	Barclays Bank	27,073
24,104	Performance Food Group Co	Goldman Sachs	(12,173)
7,899	Performance Food Group Co	HSBC	(13,152)
7,597	Performance Food Group Co	Morgan Stanley	18,426
(2,590)	PerkinElmer Inc	Bank of America Merrill Lynch	(11,344)
(5,846)	PerkinElmer Inc	Barclays Bank	(27,418)

保有高	銘柄	取引相手	未実現純利益/(損) (米ドル)
米国(続々)			
(13,124)	PerkinElmer Inc	Goldman Sachs	(65,328)
(2,103)	PerkinElmer Inc	HSBC	(17,153)
(5,813)	PerkinElmer Inc	Morgan Stanley	(27,263)
56,750	Perrigo Co Plc	Barclays Bank	68,668
38,814	Perrigo Co Plc	Goldman Sachs	94,318
1,869	Perrigo Co Plc	Morgan Stanley	2,261
2,858	Personalis Inc	Bank of America Merrill Lynch	(1,172)
26,998	Personalis Inc	Barclays Bank	810
39,123	Personalis Inc	Goldman Sachs	(16,040)
30,075	Personalis Inc	HSBC	1,931
7,707	Personalis Inc	Morgan Stanley	231
(13,556)	PET Acquisition LLC 'A'	Goldman Sachs	33,483
6,090	PET Acquisition LLC 'A'	Goldman Sachs	(15,042)
5,345	PET Acquisition LLC 'A'	HSBC	(17,742)
(9,979)	PET Acquisition LLC 'A'	Morgan Stanley	(12,873)
16,189	PetIQ Inc	Barclays Bank	39,015
3,959	PetIQ Inc	Goldman Sachs	1,702
2,800	PetIQ Inc	HSBC	560
(39,378)	PetMed Express Inc	Barclays Bank	(42,134)
(2,936)	PetMed Express Inc	HSBC	(2,026)
(19,748)	Pfizer Inc	Barclays Bank	15,996
(8,779)	Pfizer Inc	Goldman Sachs	(12,290)
(10,569)	Pfizer Inc	HSBC	(15,408)
(5,715)	Pfizer Inc	Morgan Stanley	4,629
(30,870)	PFSweb Inc	Bank of America Merrill Lynch	(6,483)
(7,885)	PFSweb Inc	Goldman Sachs	(1,656)
(13,124)	PG&E Corp	Bank of America Merrill Lynch	(4,397)
(230,722)	PG&E Corp	Goldman Sachs	(77,292)
(56,647)	PG&E Corp	Morgan Stanley	(3,116)
11,078	PGT Innovations Inc	Barclays Bank	8,641
26,062	PGT Innovations Inc	Goldman Sachs	38,832
26,845	PGT Innovations Inc	HSBC	60,670
27,840	PhaseBio Pharmaceuticals Inc	Barclays Bank	(476)
20,545	PhaseBio Pharmaceuticals Inc	Morgan Stanley	(351)
4,152	Phathom Pharmaceuticals Inc	Bank of America Merrill Lynch	(3,571)
3,612	Phathom Pharmaceuticals Inc	Barclays Bank	(3,901)
4,915	Phathom Pharmaceuticals Inc	Goldman Sachs	(4,227)
3,935	Phathom Pharmaceuticals Inc	HSBC	(6,296)
2,499	Phathom Pharmaceuticals Inc	Morgan Stanley	(2,699)
4,341	Phibro Animal Health Corp 'A'	Bank of America Merrill Lynch	4,211
17,133	Phibro Animal Health Corp 'A'	Barclays Bank	19,874
18,256	Phibro Animal Health Corp 'A'	Goldman Sachs	17,708
11,309	Phibro Animal Health Corp 'A'	HSBC	13,797
3,358	Phibro Animal Health Corp 'A'	Morgan Stanley	3,895
(8,655)	Philip Morris International Inc	Bank of America Merrill Lynch	4,377
(9,350)	Philip Morris International Inc	Barclays Bank	26,559
(1,319)	Philip Morris International Inc	Goldman Sachs	4,128
(8,217)	Philip Morris International Inc	HSBC	(52,681)
(1,974)	Philip Morris International Inc	Morgan Stanley	2,474
2,779	Phillips 66	Bank of America Merrill Lynch	11,868
6,971	Phillips 66	Barclays Bank	57,232
26,788	Phillips 66	Goldman Sachs	166,353
(9,910)	Phillips Edison & Co Inc (REIT)	Bank of America Merrill Lynch	(4,272)
3,405	Phillips Edison & Co Inc (REIT)	Bank of America Merrill Lynch	3,337
(22,139)	Phillips Edison & Co Inc (REIT)	Barclays Bank	(36,086)
9,983	Phillips Edison & Co Inc (REIT)	Barclays Bank	16,272
(20,489)	Phillips Edison & Co Inc (REIT)	Goldman Sachs	(20,935)
8,289	Phillips Edison & Co Inc (REIT)	Goldman Sachs	8,123
(10,029)	Phillips Edison & Co Inc (REIT)	HSBC	(12,876)
13,556	Phillips Edison & Co Inc (REIT)	HSBC	37,200
(41,731)	Phillips Edison & Co Inc (REIT)	Morgan Stanley	(66,282)
(6,316)	Photronics Inc	Barclays Bank	(36,633)

保有高	銘柄	取引相手	未実現純利益/(損) (米ドル)
	米国(続き)		
(19,408)	Photronics Inc	Goldman Sachs	(112,760)
4,193	Phreesia Inc	Bank of America Merrill Lynch	11,111
5,355	Phreesia Inc	Barclays Bank	7,604
6,727	Phreesia Inc	Goldman Sachs	17,827
6,224	Phreesia Inc	HSBC	12,012
4,076	Phreesia Inc	Morgan Stanley	5,788
(31,171)	PHX Minerals Inc	Bank of America Merrill Lynch	(1,559)
(17,887)	PHX Minerals Inc	Barclays Bank	(4,293)
(11,531)	PHX Minerals Inc	Goldman Sachs	(577)
(2,276)	PHX Minerals Inc	HSBC	(569)
66,516	Physicians Realty Trust (REIT)	Barclays Bank	35,254
89,197	Physicians Realty Trust (REIT)	Goldman Sachs	74,926
39,341	Physicians Realty Trust (REIT)	HSBC	30,686
68,219	Piedmont Office Realty Trust Inc 'A' (REIT)	Barclays Bank	12,279
99,593	Piedmont Office Realty Trust Inc 'A' (REIT)	Goldman Sachs	(30,341)
37,401	Piedmont Office Realty Trust Inc 'A' (REIT)	HSBC	(12,404)
3,230	Pieris Pharmaceuticals Inc	Bank of America Merrill Lynch	145
33,189	Pieris Pharmaceuticals Inc	Barclays Bank	(498)
31,703	Pieris Pharmaceuticals Inc	Goldman Sachs	1,427
20,185	Pieris Pharmaceuticals Inc	HSBC	(8,579)
3,890	Pieris Pharmaceuticals Inc	Morgan Stanley	(58)
(7,415)	Pilgrim's Pride Corp	Barclays Bank	(18,538)
(871)	Pilgrim's Pride Corp	Goldman Sachs	92
9,800	Pilgrim's Pride Corp	Goldman Sachs	33,026
(833)	Pilgrim's Pride Corp	HSBC	(1,272)
(5,795)	Pilgrim's Pride Corp	Morgan Stanley	(14,488)
(3,995)	Ping Identity Holding Corp	Bank of America Merrill Lynch	200
(6,329)	Ping Identity Holding Corp	Barclays Bank	823
(11,029)	Ping Identity Holding Corp	Goldman Sachs	918
(27,653)	Ping Identity Holding Corp	HSBC	15,113
(3,617)	Ping Identity Holding Corp	Morgan Stanley	470
11,959	Pinnacle Financial Partners Inc	Bank of America Merrill Lynch	72,324
16,155	Pinnacle Financial Partners Inc	Barclays Bank	51,373
30,118	Pinnacle Financial Partners Inc	Goldman Sachs	191,249
10,625	Pinnacle Financial Partners Inc	HSBC	43,881
9,551	Pinnacle Financial Partners Inc	Morgan Stanley	30,373
(4,621)	Pinnacle West Capital Corp	Bank of America Merrill Lynch	(17,883)
3,973	Pinnacle West Capital Corp	Barclays Bank	9,575
(7,306)	Pinnacle West Capital Corp	Barclays Bank	(17,607)
34,417	Pinnacle West Capital Corp	Goldman Sachs	133,194
(2,814)	Pinnacle West Capital Corp	HSBC	(9,427)
13,909	Pinnacle West Capital Corp	Morgan Stanley	33,521
(16,785)	Pinterest Inc 'A'	Goldman Sachs	26,856
(16,924)	Pinterest Inc 'A'	HSBC	5,835
(42,101)	Pinterest Inc 'A'	Morgan Stanley	113,673
(3,203)	Pioneer Bancorp Inc	Goldman Sachs	(993)
(94,050)	Pioneer Bancorp Inc	Morgan Stanley	(15,989)
(243)	Pioneer Natural Resources Co	Bank of America Merrill Lynch	(3,888)
(9,591)	Pioneer Natural Resources Co	Barclays Bank	(122,573)
(3,701)	Pioneer Natural Resources Co	Goldman Sachs	(54,108)
(2,288)	Pioneer Natural Resources Co	HSBC	(74,832)
(355)	Pioneer Natural Resources Co	Morgan Stanley	(4,537)
8,203	Piper Sandler Cos	Barclays Bank	47,331
5,435	Piper Sandler Cos	Goldman Sachs	12,664
4,387	Piper Sandler Cos	HSBC	(4,650)
(8,913)	Pitney Bowes Inc	Bank of America Merrill Lynch	(178)
(54,663)	Pitney Bowes Inc	Barclays Bank	1,640
(14,330)	Pitney Bowes Inc	Goldman Sachs	(287)
(77,185)	Pitney Bowes Inc	HSBC	10,806
(40,175)	Pixelworks Inc	Barclays Bank	(5,625)
(15,935)	Pixelworks Inc	Goldman Sachs	(159)
(9,939)	Pixelworks Inc	Morgan Stanley	(1,391)

保有高	銘柄	取引相手	未実現純利益/(損) (米ドル)
	米国(続き)		
3,689	PJT Partners Inc 'A'	Bank of America Merrill Lynch	13,612
608	PJT Partners Inc 'A'	Barclays Bank	1,411
15,071	PJT Partners Inc 'A'	Goldman Sachs	56,215
2,204	PJT Partners Inc 'A'	HSBC	15,133
(3,232)	Planet Fitness Inc 'A'	Bank of America Merrill Lynch	(6,143)
1,197	Planet Fitness Inc 'A'	Bank of America Merrill Lynch	(2,155)
(1,125)	Planet Fitness Inc 'A'	Barclays Bank	(3,870)
1,964	Planet Fitness Inc 'A'	Barclays Bank	6,756
(8,338)	Planet Fitness Inc 'A'	Goldman Sachs	1,270
(5,305)	Planet Fitness Inc 'A'	HSBC	(5,913)
1,195	Planet Fitness Inc 'A'	HSBC	1,434
(2,033)	Planet Fitness Inc 'A'	Morgan Stanley	(6,994)
1,027	Planet Fitness Inc 'A'	Morgan Stanley	3,533
16,146	PlayAGS Inc	Barclays Bank	9,688
17,779	PlayAGS Inc	Goldman Sachs	5,867
33,600	PlayAGS Inc	HSBC	(6,720)
2,316	PlayAGS Inc	Morgan Stanley	1,390
(8,821)	Playstudios Inc	HSBC	(5,868)
(8,225)	Playstudios Inc	Morgan Stanley	(1,810)
11,341	Playtika Holding Corp	Barclays Bank	10,831
(4,056)	Playtika Holding Corp	Barclays Bank	(3,873)
4,394	Playtika Holding Corp	Morgan Stanley	5,221
(22,363)	PLBY Group Inc	Bank of America Merrill Lynch	(7,156)
(5,294)	PLBY Group Inc	Barclays Bank	1,429
(4,907)	PLBY Group Inc	Morgan Stanley	1,325
(8,631)	Plexus Corp	Barclays Bank	(21,578)
7,061	Pliant Therapeutics Inc	Bank of America Merrill Lynch	6,567
11,519	Pliant Therapeutics Inc	Barclays Bank	8,063
35,847	Pliant Therapeutics Inc	Goldman Sachs	33,338
18,070	Pliant Therapeutics Inc	HSBC	21,142
9,002	Pliant Therapeutics Inc	Morgan Stanley	6,301
(23,695)	Plug Power Inc	Bank of America Merrill Lynch	(93,951)
(32,201)	Plug Power Inc	Barclays Bank	(70,905)
(5,923)	Plug Power Inc	Goldman Sachs	(23,485)
(5,929)	Plug Power Inc	Morgan Stanley	(10,820)
(5,196)	Plumas Bancorp	Bank of America Merrill Lynch	20,836
(530)	Plumas Bancorp	Barclays Bank	1,081
(1,764)	Plumas Bancorp	Morgan Stanley	3,599
(9,149)	PLx Pharma Inc	Barclays Bank	3,202
4,650	Plymouth Industrial Inc (REIT)	Bank of America Merrill Lynch	(6,138)
4,636	Plymouth Industrial Inc (REIT)	Barclays Bank	3,384
13,530	Plymouth Industrial Inc (REIT)	Goldman Sachs	(17,860)
38,064	Plymouth Industrial Inc (REIT)	HSBC	(32,354)
1,006	Plymouth Industrial Inc (REIT)	Morgan Stanley	734
7,888	PMV Pharmaceuticals Inc	Bank of America Merrill Lynch	8,913
6,656	PMV Pharmaceuticals Inc	Barclays Bank	(8,120)
8,015	PMV Pharmaceuticals Inc	Goldman Sachs	9,057
6,127	PNM Resources Inc	Barclays Bank	2,451
35,939	PNM Resources Inc	HSBC	58,932
13,412	Point Biopharma Global Inc	Barclays Bank	20,923
7,521	Point Biopharma Global Inc	Goldman Sachs	22,864
2,988	Point Biopharma Global Inc	Morgan Stanley	4,661
(2,233)	Polaris Inc	Bank of America Merrill Lynch	(15,701)
(13,185)	Polaris Inc	Barclays Bank	(52,081)
(1,291)	Polaris Inc	Goldman Sachs	8,796
(5,295)	Polaris Inc	HSBC	(1,190)
(4,639)	Polaris Inc	Morgan Stanley	(18,325)
(1,832)	PolarityTE Inc	Morgan Stanley	(73)
7,758	PolyMet Mining Corp	Bank of America Merrill Lynch	388
15,394	PolyMet Mining Corp	Barclays Bank	(308)
34,064	PolyMet Mining Corp	Goldman Sachs	1,703
8,324	PolyMet Mining Corp	HSBC	1,415

保有高	銘柄	取引相手	未実現純利益/(損) (米ドル)
	米国(続き)		
8,352	Ponce Financial Group Inc	Goldman Sachs	1,545
81	Pool Corp	Bank of America Merrill Lynch	(151)
557	Pool Corp	Barclays Bank	(3,036)
1,888	Pool Corp	HSBC	(291)
1,714	Popular Inc	Bank of America Merrill Lynch	5,416
15,639	Popular Inc	Barclays Bank	26,223
15,089	Popular Inc	HSBC	29,613
1,826	Popular Inc	Morgan Stanley	3,524
(7,621)	Porch Group Inc	Bank of America Merrill Lynch	(533)
(11,744)	Porch Group Inc	Barclays Bank	804
(23,651)	Porch Group Inc	Goldman Sachs	(1,656)
983	Portage Biotech Inc	Bank of America Merrill Lynch	3,509
5,655	Portage Biotech Inc	Barclays Bank	4,694
1,291	Portage Biotech Inc	Goldman Sachs	4,609
1,378	Portage Biotech Inc	HSBC	5,595
3,044	Portage Biotech Inc	Morgan Stanley	2,527
8,139	Portland General Electric Co	Bank of America Merrill Lynch	6,626
94,231	Portland General Electric Co	Barclays Bank	16,019
60,077	Portland General Electric Co	Goldman Sachs	63,081
4,213	Portland General Electric Co	HSBC	5,098
43,195	Portland General Electric Co	Morgan Stanley	5,964
29,428	Poseida Therapeutics Inc	Barclays Bank	1,177
11,662	Poseida Therapeutics Inc	Goldman Sachs	(583)
10,072	Poseida Therapeutics Inc	Morgan Stanley	403
(19,701)	Post Holdings Inc	Barclays Bank	(65,999)
(8,772)	Post Holdings Inc	Goldman Sachs	(13,936)
(6,848)	Post Holdings Inc	HSBC	(21,436)
(50,439)	Potbelly Corp	Bank of America Merrill Lynch	11,097
(1,626)	Potbelly Corp	HSBC	959
(18,477)	Potbelly Corp	Morgan Stanley	2,402
7,707	PotlatchDeltic Corp (REIT)	Barclays Bank	(1,002)
8,705	PotlatchDeltic Corp (REIT)	Goldman Sachs	8,357
24,884	PotlatchDeltic Corp (REIT)	HSBC	(6,354)
(1,341)	Powell Industries Inc	Bank of America Merrill Lynch	(577)
(3,505)	Powell Industries Inc	Barclays Bank	(1,753)
(8,975)	Powell Industries Inc	Goldman Sachs	(3,859)
(989)	Powell Industries Inc	HSBC	(1,226)
9,870	Power Integrations Inc	Bank of America Merrill Lynch	11,351
3,700	Power Integrations Inc	Barclays Bank	5,167
7,045	Power Integrations Inc	Goldman Sachs	8,101
11,936	Power Integrations Inc	HSBC	40,490
20,084	Power Integrations Inc	Morgan Stanley	31,733
(10,778)	Powerfleet Inc	Bank of America Merrill Lynch	(754)
(37,316)	Powerfleet Inc	Barclays Bank	(746)
(17,161)	Powerfleet Inc	Goldman Sachs	(1,201)
(11,752)	Powerfleet Inc	HSBC	6,464
(9,519)	Powerfleet Inc	Morgan Stanley	(190)
(1,328)	PowerSchool Holdings Inc 'A'	Barclays Bank	(903)
(16,885)	PowerSchool Holdings Inc 'A'	HSBC	7,261
2,086	PPG Industries Inc	Bank of America Merrill Lynch	11,035
11,279	PPG Industries Inc	Barclays Bank	33,273
6,722	PPG Industries Inc	Goldman Sachs	35,559
368	PPG Industries Inc	HSBC	(508)
18,841	PPG Industries Inc	Morgan Stanley	55,581
(14,305)	PPL Corp	Bank of America Merrill Lynch	(16,880)
(20,960)	PPL Corp	Barclays Bank	(12,366)
(54,657)	PPL Corp	Goldman Sachs	(64,495)
(136,404)	PPL Corp	HSBC	(186,873)
(129,333)	PPL Corp	Morgan Stanley	(76,306)
21,017	PRA Group Inc	Barclays Bank	210
16,677	PRA Group Inc	Goldman Sachs	(14,175)
1,385	PRA Group Inc	Morgan Stanley	14

保有高	銘柄	取引相手	未実現純利益/(損) (米ドル)
	米国(続き)		
(5,649)	Praxis Precision Medicines Inc	Barclays Bank	6,609
(22,687)	Precigen Inc	Barclays Bank	(2,496)
25,178	Precision BioSciences Inc	Bank of America Merrill Lynch	(1,637)
49,459	Precision BioSciences Inc	Barclays Bank	1,236
37,390	Precision BioSciences Inc	Goldman Sachs	(2,430)
8,443	Precision BioSciences Inc	HSBC	(380)
12,135	Precision BioSciences Inc	Morgan Stanley	303
(6,693)	Preferred Bank	Barclays Bank	(11,043)
(6,224)	Preferred Bank	Goldman Sachs	(11,141)
(676)	Preferred Bank	HSBC	(189)
519	Preformed Line Products Co	Barclays Bank	581
374	Preformed Line Products Co	Goldman Sachs	629
4,287	Preformed Line Products Co	Morgan Stanley	4,801
6,586	Prelude Therapeutics Inc	Bank of America Merrill Lynch	(1,185)
4,060	Prelude Therapeutics Inc	Barclays Bank	122
5,062	Prelude Therapeutics Inc	Goldman Sachs	(911)
9,408	Prelude Therapeutics Inc	HSBC	5,174
723	Prelude Therapeutics Inc	Morgan Stanley	22
41,397	Premier Financial Corp	Bank of America Merrill Lynch	27,736
18,567	Premier Financial Corp	Barclays Bank	8,726
31,230	Premier Financial Corp	Goldman Sachs	20,924
7,966	Premier Financial Corp	HSBC	2,629
2,283	Premier Financial Corp	Morgan Stanley	1,073
(9,649)	Premier Inc 'A'	Bank of America Merrill Lynch	(4,843)
(16,363)	Premier Inc 'A'	Barclays Bank	(597)
(14,386)	Premier Inc 'A'	Goldman Sachs	(7,049)
(26,223)	Premier Inc 'A'	HSBC	(30,096)
(25,649)	Premier Inc 'A'	Morgan Stanley	(4,827)
25,910	Prestige Consumer Healthcare Inc	Barclays Bank	(21,505)
1,759	Prestige Consumer Healthcare Inc	Goldman Sachs	(2,762)
2,704	Prestige Consumer Healthcare Inc	HSBC	(5,435)
1,045	PriceSmart Inc	Bank of America Merrill Lynch	(637)
8,610	PriceSmart Inc	Barclays Bank	24,022
7,722	PriceSmart Inc	Goldman Sachs	(4,710)
5,407	PriceSmart Inc	HSBC	598
2,377	PriceSmart Inc	Morgan Stanley	6,632
(460)	Primerica Inc	Bank of America Merrill Lynch	(1,187)
(15,040)	Primerica Inc	Barclays Bank	(52,941)
(10,783)	Primerica Inc	Goldman Sachs	(27,820)
(6,652)	Primerica Inc	HSBC	(49,823)
(3,610)	Primerica Inc	Morgan Stanley	(12,707)
(33,283)	Primis Financial Corp	Bank of America Merrill Lynch	(13,979)
(40,442)	Primis Financial Corp	Barclays Bank	(11,324)
(27,744)	Primis Financial Corp	Goldman Sachs	(11,652)
(4,252)	Primis Financial Corp	HSBC	(1,092)
(7,838)	Primis Financial Corp	Morgan Stanley	(2,195)
31,550	Primo Water Corp	Bank of America Merrill Lynch	3,471
47,636	Primo Water Corp	Barclays Bank	16,196
21,501	Primo Water Corp	Goldman Sachs	2,365
21,584	Primo Water Corp	HSBC	5,180
22,633	Primo Water Corp	Morgan Stanley	7,695
4,602	Primoris Services Corp	Bank of America Merrill Lynch	5,292
4,532	Primoris Services Corp	Barclays Bank	2,719
10,679	Primoris Services Corp	Goldman Sachs	12,281
2,615	Primoris Services Corp	HSBC	2,092
(5,625)	Principal Financial Group Inc	Bank of America Merrill Lynch	(12,507)
2,594	Principal Financial Group Inc	Bank of America Merrill Lynch	6,148
(59,795)	Principal Financial Group Inc	Barclays Bank	(104,470)
3,440	Principal Financial Group Inc	Barclays Bank	6,605
(414)	Principal Financial Group Inc	Goldman Sachs	(981)
24,130	Principal Financial Group Inc	Goldman Sachs	57,188
(13,787)	Principal Financial Group Inc	HSBC	(24,321)

保有高	銘柄	取引相手	未実現純利益/(損) (米ドル)
	米国(続き)		
(4,853)	Principal Financial Group Inc	Morgan Stanley	(10,656)
2,726	Principal Financial Group Inc	Morgan Stanley	5,234
(4,456)	Priority Technology Holdings Inc	Barclays Bank	446
8,587	Privia Health Group Inc	Bank of America Merrill Lynch	12,194
8,441	Privia Health Group Inc	Barclays Bank	3,630
4,995	Privia Health Group Inc	HSBC	21,728
(16,178)	ProAssurance Corp	Bank of America Merrill Lynch	(28,635)
(15,588)	ProAssurance Corp	Barclays Bank	(12,938)
(9,456)	ProAssurance Corp	Goldman Sachs	(16,737)
(21,229)	ProAssurance Corp	HSBC	46,279
(1,378)	PROCEPT BioRobotics Corp	Morgan Stanley	(3,335)
(4,682)	Procere Technologies Inc	Bank of America Merrill Lynch	(13,485)
(3,954)	Procere Technologies Inc	Barclays Bank	(15,658)
(14,574)	Procere Technologies Inc	Goldman Sachs	(41,973)
(24,710)	Procere Technologies Inc	HSBC	(21,931)
(1,447)	Procere Technologies Inc	Morgan Stanley	(5,730)
18,444	Procter & Gamble Co	Barclays Bank	25,822
(18,916)	Procter & Gamble Co	Barclays Bank	(26,482)
1,481	Procter & Gamble Co	Goldman Sachs	(6,168)
(11,254)	Procter & Gamble Co	Goldman Sachs	39,099
3,298	Procter & Gamble Co	HSBC	(30,210)
6,592	Procter & Gamble Co	Morgan Stanley	9,229
(16,022)	Professional Holding Corp	Barclays Bank	(961)
(2,606)	Professional Holding Corp	Goldman Sachs	(756)
(3,511)	Professional Holding Corp	Morgan Stanley	211
1,163	PROG Holdings Inc	Bank of America Merrill Lynch	2,535
31,330	PROG Holdings Inc	Barclays Bank	84,904
1,261	PROG Holdings Inc	Goldman Sachs	2,427
4,859	PROG Holdings Inc	HSBC	4,705
7,736	PROG Holdings Inc	Morgan Stanley	17,938
2,298	Progress Software Corp	Bank of America Merrill Lynch	2,068
20,142	Progress Software Corp	Barclays Bank	17,281
6,050	Progress Software Corp	HSBC	4,140
(3,466)	Progressive Corp	Bank of America Merrill Lynch	(31,055)
(16,504)	Progressive Corp	Barclays Bank	(95,228)
(20,046)	Progressive Corp	Goldman Sachs	(179,612)
(7,959)	Progressive Corp	HSBC	(79,272)
(607)	Progyny Inc	Bank of America Merrill Lynch	1,275
(14,019)	Progyny Inc	Barclays Bank	7,710
(19,711)	Progyny Inc	Goldman Sachs	41,393
(28,790)	Progyny Inc	HSBC	(31,615)
25,646	Prologis Inc (REIT)	Barclays Bank	150,286
(366)	Prologis Inc (REIT)	Barclays Bank	(2,145)
(2,052)	Prologis Inc (REIT)	Goldman Sachs	(10,473)
(1,284)	Prologis Inc (REIT)	HSBC	7,743
7,528	Prologis Inc (REIT)	Morgan Stanley	44,114
(3,639)	Prologis Inc (REIT)	Morgan Stanley	(21,325)
(2,958)	Prometheus Biosciences Inc	Goldman Sachs	8,164
(4,175)	Prometheus Biosciences Inc	HSBC	(16,241)
(1,292)	Prometheus Biosciences Inc	Morgan Stanley	2,364
15,028	ProPetro Holding Corp	Bank of America Merrill Lynch	7,624
31,886	ProPetro Holding Corp	Barclays Bank	30,611
24,793	ProPetro Holding Corp	Goldman Sachs	8,698
7,899	ProPetro Holding Corp	HSBC	9,400
23,952	ProPetro Holding Corp	Morgan Stanley	22,994
(1,896)	PROS Holdings Inc	Bank of America Merrill Lynch	1,192
(2,635)	PROS Holdings Inc	Barclays Bank	660
(961)	PROS Holdings Inc	Goldman Sachs	638
(8,334)	PROS Holdings Inc	HSBC	(3,475)
(1,165)	PROS Holdings Inc	Morgan Stanley	967
(14,926)	Prosperity Bancshares Inc	Bank of America Merrill Lynch	(45,667)
(35,720)	Prosperity Bancshares Inc	Barclays Bank	(50,590)

保有高	銘柄	取引相手	未実現純利益/(損) (米ドル)
	米国(続き)		
(18,793)	Prosperity Bancshares Inc	Goldman Sachs	(77,866)
(16,137)	Prosperity Bancshares Inc	HSBC	(30,067)
(8,112)	Prosperity Bancshares Inc	Morgan Stanley	(10,627)
(10,391)	Protagonist Therapeutics Inc	Barclays Bank	(9,456)
(10,054)	Protagonist Therapeutics Inc	Goldman Sachs	(1,508)
(8,225)	Protagonist Therapeutics Inc	HSBC	658
1,998	Protara Therapeutics Inc	Barclays Bank	579
3,446	Protara Therapeutics Inc	HSBC	1,137
(6,530)	Prothena Corp Plc	Barclays Bank	(8,489)
(3,351)	Prothena Corp Plc	Goldman Sachs	(5,576)
(4,866)	Prothena Corp Plc	HSBC	(5,056)
(4,496)	Prothena Corp Plc	Morgan Stanley	(5,845)
1,473	Proto Labs Inc	Bank of America Merrill Lynch	7,439
4,536	Proto Labs Inc	Barclays Bank	2,830
6,565	Proto Labs Inc	Goldman Sachs	33,153
1,858	Proto Labs Inc	Morgan Stanley	1,003
10,254	Provention Bio Inc	Barclays Bank	513
8,533	Provention Bio Inc	Goldman Sachs	(1,451)
11,070	Provident Bancorp Inc	Barclays Bank	1,328
(6,771)	Provident Financial Holdings Inc	Bank of America Merrill Lynch	(1,659)
(17,179)	Provident Financial Holdings Inc	Barclays Bank	(6,614)
(18,189)	Provident Financial Holdings Inc	Goldman Sachs	(4,456)
(11,112)	Provident Financial Services Inc	Bank of America Merrill Lynch	(13,112)
(49,076)	Provident Financial Services Inc	Barclays Bank	(20,612)
(24,307)	Provident Financial Services Inc	Goldman Sachs	(28,682)
(51,019)	Provident Financial Services Inc	HSBC	(21,428)
(2,987)	Provident Financial Services Inc	Morgan Stanley	(1,255)
(10,635)	Prudential Bancorp Inc	Bank of America Merrill Lynch	(7,976)
(10,167)	Prudential Bancorp Inc	Barclays Bank	(1,627)
(15,743)	Prudential Bancorp Inc	Goldman Sachs	(11,807)
(2,571)	Prudential Bancorp Inc	Morgan Stanley	(411)
21,494	Prudential Financial Inc	Bank of America Merrill Lynch	102,035
21,542	Prudential Financial Inc	Barclays Bank	88,322
(27,031)	Prudential Financial Inc	Barclays Bank	(110,827)
10,556	Prudential Financial Inc	Goldman Sachs	47,958
1,437	Prudential Financial Inc	HSBC	10,305
2,760	Prudential Financial Inc	Morgan Stanley	11,316
(3,257)	Prudential Financial Inc	Morgan Stanley	(10,884)
(18,550)	pSivida Corp	Barclays Bank	(2,597)
(1,386)	pSivida Corp	HSBC	(305)
(1,231)	pSivida Corp	Morgan Stanley	(172)
(424)	PTC Inc	Bank of America Merrill Lynch	(3,229)
(6,032)	PTC Inc	Barclays Bank	(23,042)
(3,873)	PTC Inc	Goldman Sachs	(30,209)
(2,100)	PTC Inc	HSBC	(18,755)
(1,379)	PTC Inc	Morgan Stanley	(5,268)
1,021	PTC Therapeutics Inc	Bank of America Merrill Lynch	(878)
6,995	PTC Therapeutics Inc	Barclays Bank	(15,879)
4,731	PTC Therapeutics Inc	Goldman Sachs	(4,069)
10,397	PTC Therapeutics Inc	HSBC	(9,669)
2,956	PTC Therapeutics Inc	Morgan Stanley	(6,710)
(19,822)	Public Service Enterprise Group Inc	Bank of America Merrill Lynch	(4,163)
(43,882)	Public Service Enterprise Group Inc	Barclays Bank	439
(17,459)	Public Service Enterprise Group Inc	Goldman Sachs	(3,666)
(17,375)	Public Service Enterprise Group Inc	HSBC	6,449
(34,818)	Public Service Enterprise Group Inc	Morgan Stanley	523
7,436	Public Storage (REIT)	Barclays Bank	94,363
1,778	Public Storage (REIT)	Goldman Sachs	24,216
7,081	Public Storage (REIT)	Morgan Stanley	89,858
(2,190)	Pulmonx Corp	Bank of America Merrill Lynch	(701)
(5,334)	Pulmonx Corp	Barclays Bank	7,308
(3,603)	Pulmonx Corp	Goldman Sachs	(1,153)

保有高	銘柄	取引相手	未実現評価益/(損) (米ドル)
	米国(続き)		
(1,930)	Pulmonx Corp	HSBC	(4,478)
(1,697)	Pulmonx Corp	Morgan Stanley	2,325
(862)	Pulse Biosciences Inc	Bank of America Merrill Lynch	-
(862)	Pulse Biosciences Inc	Bank of America Merrill Lynch	-
(22,608)	Pulse Biosciences Inc	Barclays Bank	(7,687)
(22,608)	Pulse Biosciences Inc	Barclays Bank	-
(33,110)	Pulse Biosciences Inc	Goldman Sachs	-
(8,313)	Pulse Biosciences Inc	HSBC	1,496
(8,313)	Pulse Biosciences Inc	HSBC	-
(8,732)	Pulse Biosciences Inc	Morgan Stanley	(2,969)
(8,732)	Pulse Biosciences Inc	Morgan Stanley	-
4,502	Pulse Evolution Group Inc	Bank of America Merrill Lynch	315
42,467	Pulse Evolution Group Inc	Barclays Bank	4,247
12,551	Pulse Evolution Group Inc	Goldman Sachs	878
24,607	Pulse Evolution Group Inc	HSBC	10,335
13,486	PulteGroup Inc	Bank of America Merrill Lynch	28,984
24,956	PulteGroup Inc	Barclays Bank	59,645
12,426	PulteGroup Inc	Morgan Stanley	29,698
8,946	Puma Biotechnology Inc	Bank of America Merrill Lynch	1,074
47,066	Puma Biotechnology Inc	Barclays Bank	3,765
70,959	Puma Biotechnology Inc	Goldman Sachs	8,515
23,284	Puma Biotechnology Inc	HSBC	7,451
12,283	Puma Biotechnology Inc	Morgan Stanley	983
(9,005)	Pure Cycle Corp	Bank of America Merrill Lynch	(9,005)
(2,666)	Pure Cycle Corp	Barclays Bank	(1,973)
(36,487)	Pure Cycle Corp	Goldman Sachs	(36,487)
(41,131)	Pure Cycle Corp	HSBC	(43,656)
(3,541)	Pure Cycle Corp	Morgan Stanley	(2,620)
6,555	Pure Storage Inc 'A'	Bank of America Merrill Lynch	(7,421)
11,957	Pure Storage Inc 'A'	Barclays Bank	6,098
24,129	Pure Storage Inc 'A'	Goldman Sachs	(47,798)
2,408	Pure Storage Inc 'A'	HSBC	4,397
2,799	Pure Storage Inc 'A'	Morgan Stanley	1,427
(30,956)	Purple Innovation Inc	Barclays Bank	(8,358)
(30,915)	Purple Innovation Inc	Goldman Sachs	(25,041)
(8,231)	Purple Innovation Inc	HSBC	(18,964)
8,171	PVH Corp	Barclays Bank	46,248
14,657	PVH Corp	Goldman Sachs	42,066
(465)	PVH Corp	Goldman Sachs	(1,953)
6,431	PVH Corp	HSBC	18,457
4,049	Pyxis Oncology Inc	Goldman Sachs	1,944
1,686	Pyxis Oncology Inc	Morgan Stanley	34
1,907	Pzena Investment Management Inc 'A'	Barclays Bank	1,220
10,314	Pzena Investment Management Inc 'A'	Goldman Sachs	8,870
3,851	Pzena Investment Management Inc 'A'	HSBC	2,965
36,517	Pzena Investment Management Inc 'A'	Morgan Stanley	23,371
1,352	Q2 Holdings Inc	Bank of America Merrill Lynch	14,426
6,596	Q2 Holdings Inc	Barclays Bank	(395)
33,345	Q2 Holdings Inc	Goldman Sachs	355,791
3,272	Q2 Holdings Inc	HSBC	36,548
3,892	Q2 Holdings Inc	Morgan Stanley	(234)
9,463	QCR Holdings Inc	Barclays Bank	17,507
16,902	QCR Holdings Inc	Goldman Sachs	51,551
3,481	QCR Holdings Inc	HSBC	4,978
1,063	QCR Holdings Inc	Morgan Stanley	1,967
1,564	QIAGEN NV	Bank of America Merrill Lynch	313
(12,478)	QIAGEN NV	Barclays Bank	(7,046)
1,839	QIAGEN NV	Barclays Bank	1,214
2,083	QIAGEN NV	Goldman Sachs	705
(546)	QIAGEN NV	HSBC	(639)
2,000	QIAGEN NV	HSBC	3,320
3,919	QIAGEN NV	Morgan Stanley	2,587

保有高	銘柄	取引相手	未実現評価益/(損) (米ドル)
	米国(続き)		
(2,563)	Qorvo Inc	Bank of America Merrill Lynch	(18,530)
791	Qorvo Inc	Bank of America Merrill Lynch	5,109
(6,522)	Qorvo Inc	Barclays Bank	(32,928)
3,036	Qorvo Inc	Barclays Bank	13,875
(387)	Qorvo Inc	Goldman Sachs	(2,074)
(579)	Qorvo Inc	HSBC	(2,677)
2,195	Qorvo Inc	HSBC	3,745
(7,209)	Qorvo Inc	Morgan Stanley	(32,945)
(8,442)	Quad/Graphics Inc	Bank of America Merrill Lynch	3,546
(7,891)	Quad/Graphics Inc	Barclays Bank	(2,525)
(23,188)	Quad/Graphics Inc	HSBC	(596)
1,793	Quaker Chemical Corp	Bank of America Merrill Lynch	19,203
1,621	Quaker Chemical Corp	Goldman Sachs	17,361
1,742	Quaker Chemical Corp	HSBC	(3,449)
6,281	QUALCOMM Inc	Bank of America Merrill Lynch	28,076
675	QUALCOMM Inc	Barclays Bank	4,226
3,651	QUALCOMM Inc	Goldman Sachs	13,622
5,686	QUALCOMM Inc	Morgan Stanley	35,594
18,482	Qualtrics International Inc 'A'	Goldman Sachs	(19,036)
4,981	Qualtrics International Inc 'A'	HSBC	(7,870)
1,520	Qualys Inc	Bank of America Merrill Lynch	24,948
(8,284)	Qualys Inc	Barclays Bank	(89,025)
1,433	Qualys Inc	Barclays Bank	15,591
(4,234)	Qualys Inc	Goldman Sachs	(60,824)
591	Qualys Inc	Goldman Sachs	11,564
(2,807)	Qualys Inc	HSBC	(59,747)
1,266	Qualys Inc	HSBC	24,670
(1,963)	Qualys Inc	Morgan Stanley	(21,357)
354	Qualys Inc	Morgan Stanley	3,852
(1,437)	Quanex Building Products Corp	Bank of America Merrill Lynch	(52)
(37,375)	Quanex Building Products Corp	Barclays Bank	(15,322)
(34,943)	Quanex Building Products Corp	Goldman Sachs	(25,676)
971	Quanta Services Inc	Bank of America Merrill Lynch	9,040
(5,988)	Quanta Services Inc	Barclays Bank	(30,359)
844	Quanta Services Inc	Barclays Bank	4,279
(2,649)	Quanta Services Inc	Goldman Sachs	(14,434)
1,785	Quanta Services Inc	Goldman Sachs	16,618
(3,619)	Quanta Services Inc	HSBC	(42,234)
1,319	Quanta Services Inc	HSBC	10,999
(5,071)	Quanta Services Inc	Morgan Stanley	(25,710)
3,040	Quanta Services Inc	Morgan Stanley	15,413
(6,941)	Quanterix Corp	Barclays Bank	(1,735)
(1,990)	Quanterix Corp	Goldman Sachs	1,274
(2,770)	Quanterix Corp	HSBC	746
(21,407)	Quantum Corp	Bank of America Merrill Lynch	(4,710)
(16,400)	Quantum Corp	Barclays Bank	(2,624)
(22,726)	Quantum Corp	Goldman Sachs	(5,000)
(68,594)	QuantumScape Corp	Barclays Bank	(88,486)
31,458	Quantum-Si Inc	Barclays Bank	9,437
4,495	Quantum-Si Inc	Goldman Sachs	3,551
(687)	Quest Diagnostics Inc	Bank of America Merrill Lynch	(3,318)
(5,848)	Quest Diagnostics Inc	Barclays Bank	(3,976)
(2,977)	Quest Diagnostics Inc	Goldman Sachs	(14,379)
(7,132)	Quest Diagnostics Inc	HSBC	(42,408)
(2,132)	Quest Diagnostics Inc	Morgan Stanley	(1,450)
(236)	QuidelOrtho Corp	Bank of America Merrill Lynch	(786)
(1,865)	QuidelOrtho Corp	Barclays Bank	(261)
(4,265)	QuidelOrtho Corp	Goldman Sachs	(12,765)
(862)	QuidelOrtho Corp	HSBC	(7,939)
23,379	QuinStreet Inc	Barclays Bank	19,872
34,646	QuinStreet Inc	Goldman Sachs	30,835
(67,942)	Quotient Ltd	Barclays Bank	(2,446)

保有高	銘柄	取引相手	未実現評価益/(損) (米ドル)
	米国(続き)		
(67,240)	Quotient Ltd	Goldman Sachs	558
(8,164)	Quotient Ltd	HSBC	773
(15,063)	Quotient Ltd	Morgan Stanley	(542)
(8,996)	Quotient Technology Inc	Bank of America Merrill Lynch	(1,349)
(26,170)	Quotient Technology Inc	Barclays Bank	(1,832)
(29,872)	Quotient Technology Inc	Goldman Sachs	(4,481)
(33,058)	Quotient Technology Inc	HSBC	(1,983)
(5,362)	Quotient Technology Inc	Morgan Stanley	(375)
1,097	Qurate Retail Inc (Pref)	Goldman Sachs	4,180
599	Qurate Retail Inc (Pref)	HSBC	1,635
330	Qurate Retail Inc (Pref)	Morgan Stanley	205
9,259	Qurate Retail Inc 'A'	Barclays Bank	46
(14,017)	Qurate Retail Inc 'A'	Barclays Bank	(70)
27,718	Qurate Retail Inc 'A'	Goldman Sachs	(1,802)
(68,887)	Qurate Retail Inc 'A'	Goldman Sachs	4,478
65,624	Qurate Retail Inc 'A'	HSBC	(5,680)
(27,638)	Qurate Retail Inc 'A'	HSBC	3,178
5,829	Qurate Retail Inc 'A'	Morgan Stanley	29
(13,972)	R1 RCM Inc	Bank of America Merrill Lynch	12,674
(29,287)	R1 RCM Inc	Barclays Bank	11,894
(15,487)	R1 RCM Inc	Goldman Sachs	17,346
(24,441)	R1 RCM Inc	HSBC	(42,888)
(28,348)	R1 RCM Inc	Morgan Stanley	15,308
(7,516)	Rackspace Technology Inc	Bank of America Merrill Lynch	902
(8,449)	Rackspace Technology Inc	Barclays Bank	(3,633)
(30,325)	Rackspace Technology Inc	Goldman Sachs	3,639
1,400	Rackspace Technology Inc	HSBC	(112)
(21,979)	Rackspace Technology Inc	HSBC	1,758
14,946	Rackspace Technology Inc	Morgan Stanley	6,427
125,668	Radian Group Inc	Barclays Bank	71,631
65,444	Radian Group Inc	Goldman Sachs	5,221
107,929	Radian Group Inc	HSBC	15,109
18,561	Radian Group Inc	Morgan Stanley	10,579
26,471	Radiant Logistics Inc	Bank of America Merrill Lynch	(6,353)
26,454	Radiant Logistics Inc	Barclays Bank	(794)
20,165	Radiant Logistics Inc	Goldman Sachs	(4,840)
46,536	Radiant Logistics Inc	HSBC	27,456
47,942	Radiant Logistics Inc	Morgan Stanley	(1,438)
(24,192)	Radius Health Inc	Barclays Bank	(5,564)
1,156	RadNet Inc	Bank of America Merrill Lynch	180
4,839	RadNet Inc	Barclays Bank	2,807
1,286	RadNet Inc	Goldman Sachs	1,184
8,888	RadNet Inc	HSBC	15,818
2,775	RadNet Inc	Morgan Stanley	1,610
(16,350)	Rafael Holdings Inc 'B'	Barclays Bank	(2,453)
(12,818)	Rafael Holdings Inc 'B'	Goldman Sachs	(3,205)
(2,725)	Rafael Holdings Inc 'B'	HSBC	136
(1,904)	Rafael Holdings Inc 'B'	Morgan Stanley	(286)
4,604	Rallybio Corp	Barclays Bank	829
2,102	Rallybio Corp	Goldman Sachs	4,078
5,091	Rallybio Corp	HSBC	14,051
1,692	Rallybio Corp	Morgan Stanley	305
841	Ralph Lauren Corp	Bank of America Merrill Lynch	(197)
12,078	Ralph Lauren Corp	Barclays Bank	90,464
10,662	Ralph Lauren Corp	Goldman Sachs	1,493
8,643	Ralph Lauren Corp	HSBC	33,059
3,598	Ralph Lauren Corp	Morgan Stanley	26,949
(17,432)	Ramaco Resources Inc	Barclays Bank	20,918
(5,633)	Ramaco Resources Inc	Goldman Sachs	9,914
(15,589)	Rambus Inc	Bank of America Merrill Lynch	(4,209)
(21,938)	Rambus Inc	Barclays Bank	(8,117)
(8,306)	Rambus Inc	Goldman Sachs	(2,243)

保有高	銘柄	取引相手	未実現評価益/(損) (米ドル)
	米国(続き)		
(4,464)	Rambus Inc	HSBC	(1,671)
(3,488)	Rambus Inc	Morgan Stanley	(1,291)
7,587	Range Resources Corp	Barclays Bank	47,987
10,070	Range Resources Corp	Goldman Sachs	78,538
(3,976)	Range Resources Corp	Goldman Sachs	(31,490)
(4,679)	Range Resources Corp	HSBC	(41,316)
(10,514)	Range Resources Corp	Morgan Stanley	(66,133)
3,928	Ranger Energy Services Inc	Bank of America Merrill Lynch	2,200
3,685	Ranger Energy Services Inc	Goldman Sachs	2,064
9,263	Ranger Energy Services Inc	Morgan Stanley	(1,204)
(33,294)	Ranpak Holdings Corp	Barclays Bank	(12,985)
(37,541)	Ranpak Holdings Corp	Goldman Sachs	(36,794)
8,052	Rapid7 Inc	Barclays Bank	(3,221)
17,073	Rapid7 Inc	Goldman Sachs	49,511
150	Rapid7 Inc	Morgan Stanley	(60)
(14,016)	RAPT Therapeutics Inc	Barclays Bank	(24,668)
(249)	RAPT Therapeutics Inc	Goldman Sachs	(142)
(1,786)	Rattler Midstream LP	Bank of America Merrill Lynch	(5,537)
(46,212)	Rattler Midstream LP	Barclays Bank	(119,227)
(2,991)	Raymond James Financial Inc	Bank of America Merrill Lynch	(15,314)
(23,751)	Raymond James Financial Inc	Barclays Bank	(120,655)
(6,474)	Raymond James Financial Inc	HSBC	(36,513)
(400)	Raymond James Financial Inc	Morgan Stanley	(2,622)
(2,528)	Rayonier Advanced Materials Inc	Bank of America Merrill Lynch	2,857
(39,235)	Rayonier Advanced Materials Inc	Barclays Bank	14,125
(10,546)	Rayonier Advanced Materials Inc	Goldman Sachs	11,917
(4,370)	Rayonier Advanced Materials Inc	HSBC	4,676
(19,064)	Rayonier Advanced Materials Inc	Morgan Stanley	6,863
(3,854)	Rayonier Inc (REIT)	Bank of America Merrill Lynch	(15,493)
(16,600)	Rayonier Inc (REIT)	Barclays Bank	(36,188)
(22,653)	Rayonier Inc (REIT)	Goldman Sachs	(91,065)
(5,102)	Rayonier Inc (REIT)	HSBC	(18,928)
(14,039)	Rayonier Inc (REIT)	Morgan Stanley	(30,605)
(2,081)	RBB Bancorp	Bank of America Merrill Lynch	(1,845)
(5,281)	RBB Bancorp	Barclays Bank	(1,901)
(8,537)	RBB Bancorp	Goldman Sachs	(11,098)
(12,193)	RBB Bancorp	HSBC	(2,561)
(3,977)	RBC Bearings Inc	Bank of America Merrill Lynch	(95,686)
(14,094)	RBC Bearings Inc	Barclays Bank	(304,572)
(13,689)	RBC Bearings Inc	Goldman Sachs	(329,357)
(2,166)	RBC Bearings Inc	HSBC	(45,638)
(6,637)	RBC Bearings Inc	Morgan Stanley	(143,426)
(2,569)	RCI Hospitality Holdings Inc	Bank of America Merrill Lynch	1,966
(1,000)	RCI Hospitality Holdings Inc	Barclays Bank	(2,404)
(1,409)	RCI Hospitality Holdings Inc	Goldman Sachs	1,874
(3,014)	RCI Hospitality Holdings Inc	HSBC	7,208
1,535	RCM Technologies Inc	Barclays Bank	1,949
1,054	RCM Technologies Inc	HSBC	1,773
1,600	RCM Technologies Inc	Morgan Stanley	2,032
9,590	RE/MAX Holdings Inc 'A'	Barclays Bank	7,288
1,950	RE/MAX Holdings Inc 'A'	Goldman Sachs	2,243
25,623	RE/MAX Holdings Inc 'A'	Morgan Stanley	19,473
(497)	Reading International Inc 'A'	Bank of America Merrill Lynch	(109)
(30,500)	Reading International Inc 'A'	HSBC	1,830
(8,868)	Ready Capital Corp (REIT)	Bank of America Merrill Lynch	(177)
(20,047)	Ready Capital Corp (REIT)	Barclays Bank	(5,613)
(35,006)	Ready Capital Corp (REIT)	Goldman Sachs	(700)
(33,924)	Ready Capital Corp (REIT)	HSBC	(12,642)
(15,321)	Ready Capital Corp (REIT)	Morgan Stanley	(4,290)
2,038	Realogy Holdings Corp	Bank of America Merrill Lynch	1,814
22,629	Realogy Holdings Corp	Barclays Bank	13,577
4,636	Realogy Holdings Corp	Goldman Sachs	6,027

保有高	銘柄	取引相手	未実現評価益/(損) (米ドル)
	米国(続々)		
14,715	Realogy Holdings Corp	HSBC	17,571
17,934	RealReal Inc	Barclays Bank	(179)
28,019	RealReal Inc	Goldman Sachs	(4,728)
11,738	RealReal Inc	HSBC	(16,785)
(14,074)	Realty Income Corp (REIT)	Bank of America Merrill Lynch	7,218
(60,797)	Realty Income Corp (REIT)	Barclays Bank	(18,239)
(66,084)	Realty Income Corp (REIT)	Goldman Sachs	35,331
(46,070)	Realty Income Corp (REIT)	HSBC	(74,169)
(8,704)	Realty Income Corp (REIT)	Morgan Stanley	(2,611)
(3,974)	Reata Pharmaceuticals Inc 'A'	HSBC	(31,593)
(2,206)	Reata Pharmaceuticals Inc 'A'	Morgan Stanley	(1,015)
(31,919)	Recro Pharma Inc	Bank of America Merrill Lynch	3,192
(41,295)	Recro Pharma Inc	Barclays Bank	2,065
(45,995)	Recro Pharma Inc	Goldman Sachs	4,600
(3,123)	Recro Pharma Inc	HSBC	1,499
(7,345)	Recro Pharma Inc	Morgan Stanley	367
13,685	Recursion Pharmaceuticals Inc 'A'	Barclays Bank	3,695
7,996	Recursion Pharmaceuticals Inc 'A'	Goldman Sachs	2,958
13,071	Recursion Pharmaceuticals Inc 'A'	HSBC	7,844
(7,878)	Red River Bancshares Inc	Barclays Bank	4,845
(6,513)	Red River Bancshares Inc	Goldman Sachs	5,373
(3,874)	Red River Bancshares Inc	HSBC	5,985
(5,908)	Red River Bancshares Inc	Morgan Stanley	3,633
3,417	Red Robin Gourmet Burgers Inc	Barclays Bank	9,499
4,295	Red Robin Gourmet Burgers Inc	Goldman Sachs	7,173
5,722	Red Robin Gourmet Burgers Inc	HSBC	5,150
5,517	Red Robin Gourmet Burgers Inc	Morgan Stanley	15,337
(14,794)	Red Rock Resorts Inc 'A'	Bank of America Merrill Lynch	(6,719)
(24,161)	Red Rock Resorts Inc 'A'	Barclays Bank	(44,215)
(15,423)	Red Rock Resorts Inc 'A'	Goldman Sachs	(3,085)
(21,362)	Red Rock Resorts Inc 'A'	HSBC	(24,450)
(4,178)	Red Rock Resorts Inc 'A'	Morgan Stanley	(7,646)
(9,248)	Red Violet Inc	Barclays Bank	(740)
(2,028)	Red Violet Inc	HSBC	264
(10,200)	Redfin Corp	Bank of America Merrill Lynch	1,632
(14,627)	Redfin Corp	Barclays Bank	1,755
(10,838)	Redfin Corp	Goldman Sachs	1,734
(12,586)	Redfin Corp	Morgan Stanley	1,510
4,980	Redwood Trust Inc (REIT)	Bank of America Merrill Lynch	1,244
20,621	Redwood Trust Inc (REIT)	Barclays Bank	8,042
4,154	Redwood Trust Inc (REIT)	Goldman Sachs	1,537
61,623	Redwood Trust Inc (REIT)	HSBC	31,640
15,753	Redwood Trust Inc (REIT)	Morgan Stanley	6,144
3,003	Regal Rexnord Corp	Bank of America Merrill Lynch	4,409
7,680	Regal Rexnord Corp	Barclays Bank	20,046
5,311	Regal Rexnord Corp	Goldman Sachs	13,395
7,896	Regal Rexnord Corp	HSBC	12,731
2,665	Regal Rexnord Corp	Morgan Stanley	7,864
1,831	Regency Centers Corp (REIT)	Barclays Bank	9,375
(2,123)	Regency Centers Corp (REIT)	Barclays Bank	(10,870)
13,185	Regency Centers Corp (REIT)	Goldman Sachs	17,738
(8,844)	Regency Centers Corp (REIT)	Goldman Sachs	(4,156)
3,555	Regency Centers Corp (REIT)	HSBC	2,253
18,733	Regency Centers Corp (REIT)	Morgan Stanley	95,913
(5,231)	Regency Centers Corp (REIT)	Morgan Stanley	(26,783)
(41)	Regeneron Pharmaceuticals Inc	Bank of America Merrill Lynch	(1,000)
(841)	Regeneron Pharmaceuticals Inc	Barclays Bank	2,107
(754)	Regeneron Pharmaceuticals Inc	Goldman Sachs	(18,394)
(1,023)	Regeneron Pharmaceuticals Inc	HSBC	(81,467)
(360)	Regeneron Pharmaceuticals Inc	Morgan Stanley	902
(4,806)	REGENXBIO Inc	Bank of America Merrill Lynch	(7,285)
(1,128)	REGENXBIO Inc	Barclays Bank	(2,279)

保有高	銘柄	取引相手	未実現評価益/(損) (米ドル)
	米国(続々)		
(4,117)	REGENXBIO Inc	Goldman Sachs	(3,746)
(3,766)	REGENXBIO Inc	HSBC	(3,215)
(2,241)	REGENXBIO Inc	Morgan Stanley	(4,527)
2,081	Regional Management Corp	Barclays Bank	2,664
7,226	Regional Management Corp	Goldman Sachs	24,930
12,064	Regional Management Corp	Morgan Stanley	15,442
30,294	Regions Financial Corp	Bank of America Merrill Lynch	62,708
72,393	Regions Financial Corp	Barclays Bank	77,460
145,266	Regions Financial Corp	Goldman Sachs	300,701
56,993	Regions Financial Corp	HSBC	69,531
88,506	Regions Financial Corp	Morgan Stanley	94,701
(23,054)	Regis Corp	Bank of America Merrill Lynch	5,199
(8,027)	Regis Corp	Barclays Bank	519
(5,604)	Regis Corp	Goldman Sachs	1,264
(29,549)	Regis Corp	HSBC	14,568
(7,687)	Regis Corp	Morgan Stanley	497
1,039	Reinsurance Group of America Inc	Bank of America Merrill Lynch	6,743
14,178	Reinsurance Group of America Inc	Barclays Bank	54,160
17,123	Reinsurance Group of America Inc	Goldman Sachs	111,128
3,947	Reinsurance Group of America Inc	HSBC	39,707
2,328	Reinsurance Group of America Inc	Morgan Stanley	8,893
8,402	Relay Therapeutics Inc	Barclays Bank	(4,285)
1,498	Relay Therapeutics Inc	Goldman Sachs	(749)
6,773	Relay Therapeutics Inc	HSBC	2,301
16,475	Reliance Steel & Aluminum Co	Barclays Bank	340,688
71	Reliance Steel & Aluminum Co	Goldman Sachs	1,097
3,379	Reliance Steel & Aluminum Co	HSBC	26,964
2,485	Reliance Steel & Aluminum Co	Morgan Stanley	51,936
5,807	Relmada Therapeutics Inc	Barclays Bank	(1,452)
7,740	Relmada Therapeutics Inc	Goldman Sachs	(9,985)
8,755	Relmada Therapeutics Inc	HSBC	(5,778)
5,400	Relmada Therapeutics Inc	Morgan Stanley	(1,350)
10,678	Remitly Global Inc	Barclays Bank	3,844
14,831	Remitly Global Inc	Goldman Sachs	25,954
3,852	Remitly Global Inc	HSBC	12,750
(9,474)	RenaissanceRe Holdings Ltd	Barclays Bank	(31,548)
5,985	RenaissanceRe Holdings Ltd	Barclays Bank	19,930
(8,425)	RenaissanceRe Holdings Ltd	HSBC	(88,463)
2,115	RenaissanceRe Holdings Ltd	HSBC	22,207
(2,526)	RenaissanceRe Holdings Ltd	Morgan Stanley	(8,412)
(9,300)	Renasant Corp	Bank of America Merrill Lynch	(10,642)
(13,076)	Renasant Corp	Barclays Bank	(3,298)
(8,015)	Renasant Corp	HSBC	(3,204)
(12,310)	Renasant Corp	Morgan Stanley	(4,897)
1,801	Reneo Pharmaceuticals Inc	Bank of America Merrill Lynch	36
2,149	Reneo Pharmaceuticals Inc	Barclays Bank	322
1,471	Reneo Pharmaceuticals Inc	Morgan Stanley	221
(2,893)	Renewable Energy Group Inc	Barclays Bank	145
(813)	Renewable Energy Group Inc	Goldman Sachs	(154)
(886)	Renewable Energy Group Inc	HSBC	(310)
(8,180)	Rent the Runway Inc 'A'	Barclays Bank	(5,399)
(3,880)	Rent the Runway Inc 'A'	HSBC	4,889
(7,338)	Rent-A-Center Inc	Barclays Bank	(18,125)
(9,392)	Rent-A-Center Inc	Goldman Sachs	18,127
(6,967)	Rent-A-Center Inc	HSBC	9,754
(18,799)	Rentech Inc	Morgan Stanley	56
12,137	Repay Holdings Corp	Bank of America Merrill Lynch	20,624
7,305	Repay Holdings Corp	Barclays Bank	(950)
9,643	Repay Holdings Corp	Goldman Sachs	15,865
9,860	Repay Holdings Corp	HSBC	7,338
401	Repligen Corp	Bank of America Merrill Lynch	5,441
434	Repligen Corp	Barclays Bank	5,821

保有高	銘柄	取引相手	未実現評価益/(損) (米ドル)
	米国(続き)		
1,773	Repligen Corp	Goldman Sachs	27,889
1,010	Repligen Corp	HSBC	19,254
528	Repligen Corp	Morgan Stanley	6,494
(2,233)	Replimune Group Inc	Barclays Bank	(1,094)
(9,882)	Replimune Group Inc	Goldman Sachs	(1,779)
(3,976)	Replimune Group Inc	HSBC	(3,539)
(301)	Replimune Group Inc	Morgan Stanley	(147)
(49,825)	Repro-Med Systems Inc	Bank of America Merrill Lynch	(2,491)
(3,548)	Repro-Med Systems Inc	Morgan Stanley	(568)
(528)	Republic Bancorp Inc 'A'	Bank of America Merrill Lynch	(1,035)
(9,063)	Republic Bancorp Inc 'A'	Barclays Bank	(10,422)
(11,263)	Republic Bancorp Inc 'A'	Goldman Sachs	(22,075)
(4,459)	Republic Bancorp Inc 'A'	HSBC	(5,752)
91,287	Republic First Bancorp Inc	Barclays Bank	5,477
121,205	Republic First Bancorp Inc	Goldman Sachs	2,424
13,200	Republic First Bancorp Inc	Morgan Stanley	792
709	Republic Services Inc	Bank of America Merrill Lynch	2,758
20,990	Republic Services Inc	Barclays Bank	76,813
4,868	Republic Services Inc	Goldman Sachs	17,964
19,256	Republic Services Inc	HSBC	72,403
(14,831)	Research Frontiers Inc	Barclays Bank	(1,483)
(14,789)	Research Frontiers Inc	HSBC	444
(66,270)	Research Frontiers Inc	Morgan Stanley	(6,627)
(3,646)	Resideo Technologies Inc	Bank of America Merrill Lynch	(3,938)
(20,425)	Resideo Technologies Inc	Barclays Bank	(20,834)
(25,452)	Resideo Technologies Inc	HSBC	(1,093)
(951)	ResMed Inc	Bank of America Merrill Lynch	(6,423)
248	ResMed Inc	Bank of America Merrill Lynch	1,694
137	ResMed Inc	Barclays Bank	723
(6,285)	ResMed Inc	Goldman Sachs	(42,927)
2,005	ResMed Inc	Goldman Sachs	13,461
(1,229)	ResMed Inc	Morgan Stanley	(6,489)
37,762	Resources Connection Inc	Barclays Bank	29,832
(119,769)	Retail Opportunity Investments Corp (REIT)	Barclays Bank	(128,752)
(103,438)	Retail Opportunity Investments Corp (REIT)	Goldman Sachs	(20,170)
(157,951)	Retail Opportunity Investments Corp (REIT)	HSBC	(114,514)
(4,635)	Retractable Technologies Inc	Morgan Stanley	(1,391)
(35,335)	REV Group Inc	Barclays Bank	(16,961)
(34,216)	REV Group Inc	Goldman Sachs	(9,238)
(1,780)	REV Group Inc	HSBC	(178)
(1,877)	REV Group Inc	Morgan Stanley	(901)
8,162	Revanche Therapeutics Inc	Barclays Bank	6,122
23,597	Revanche Therapeutics Inc	HSBC	(17,632)
(11,645)	Revlon Inc 'A'	HSBC	8,268
(8,375)	REVOLUTION Medicines Inc	Barclays Bank	(586)
(6,264)	REVOLUTION Medicines Inc	Goldman Sachs	(8,412)
(3,520)	REVOLUTION Medicines Inc	HSBC	(6,019)
(1,756)	REVOLUTION Medicines Inc	Morgan Stanley	(123)
(64)	Revolve Group Inc	Bank of America Merrill Lynch	(20)
949	Revolve Group Inc	Bank of America Merrill Lynch	304
(11,386)	Revolve Group Inc	Barclays Bank	(19,584)
(10,560)	Revolve Group Inc	Goldman Sachs	(3,379)
(646)	Revolve Group Inc	HSBC	1,518
(2,214)	Revolve Group Inc	Morgan Stanley	(3,808)
(1,075)	REX American Resources Corp	Barclays Bank	2,387
(517)	REX American Resources Corp	Goldman Sachs	2,099
(3)	REX American Resources Corp	Morgan Stanley	7
6,111	Rexford Industrial Realty Inc (REIT)	Bank of America Merrill Lynch	(341)
8,715	Rexford Industrial Realty Inc (REIT)	Barclays Bank	4,619
11,023	Rexford Industrial Realty Inc (REIT)	Goldman Sachs	(16,135)
10,993	Rexford Industrial Realty Inc (REIT)	HSBC	(32,787)
4,144	Rexford Industrial Realty Inc (REIT)	Morgan Stanley	2,196

保有高	銘柄	取引相手	未実現評価益/(損) (米ドル)
	米国(続き)		
(856)	Reynolds Consumer Products Inc	Bank of America Merrill Lynch	984
(14,156)	Reynolds Consumer Products Inc	Barclays Bank	(708)
(15,780)	Reynolds Consumer Products Inc	Goldman Sachs	18,147
10,431	Reynolds Consumer Products Inc	Goldman Sachs	(10,313)
(41,345)	Reynolds Consumer Products Inc	HSBC	73,032
9,713	Reynolds Consumer Products Inc	Morgan Stanley	486
(5,830)	RGC Resources Inc	Bank of America Merrill Lynch	(583)
(6,892)	RGC Resources Inc	Barclays Bank	(414)
(7,553)	RGC Resources Inc	Goldman Sachs	(755)
(7,122)	RGC Resources Inc	HSBC	1,211
(1,716)	RH	Bank of America Merrill Lynch	(15,221)
(1,623)	RH	Barclays Bank	(52,391)
(1,370)	RH	HSBC	2,466
(1,319)	RH	Morgan Stanley	(42,577)
9,289	Rhythm Pharmaceuticals Inc	Barclays Bank	372
2,606	Ribbon Communications Inc	Bank of America Merrill Lynch	(339)
16,458	Ribbon Communications Inc	Barclays Bank	1,975
12,272	Ribbon Communications Inc	Goldman Sachs	(1,595)
14,805	Ribbon Communications Inc	HSBC	(2,517)
13,800	Richmond Mutual BanCorp Inc	Barclays Bank	4,278
27,600	Richmond Mutual BanCorp Inc	Goldman Sachs	8,556
4,463	Richmond Mutual BanCorp Inc	Morgan Stanley	1,384
(40,652)	Rigel Pharmaceuticals Inc	Barclays Bank	4,878
(47,407)	Rigel Pharmaceuticals Inc	Goldman Sachs	9,007
(40,152)	Rigel Pharmaceuticals Inc	HSBC	4,417
(7,771)	Riley Exploration Permian Inc	Goldman Sachs	(31,783)
(10,720)	Rimini Street Inc	Barclays Bank	(4,074)
(15,143)	Rimini Street Inc	Goldman Sachs	(8,026)
(23,899)	Rimini Street Inc	HSBC	(11,950)
6,216	Ring Energy Inc	Barclays Bank	3,108
8,089	Ring Energy Inc	Goldman Sachs	3,155
7,386	Ring Energy Inc	Morgan Stanley	3,693
7,157	RingCentral Inc 'A'	Bank of America Merrill Lynch	13,098
10,521	RingCentral Inc 'A'	Barclays Bank	33,207
15,694	RingCentral Inc 'A'	Goldman Sachs	26,374
15,780	RingCentral Inc 'A'	HSBC	(47,118)
(43,303)	Riot Blockchain Inc	Barclays Bank	(21,002)
(4,329)	Riot Blockchain Inc	Morgan Stanley	(2,100)
4,598	Rite Aid Corp	Barclays Bank	(276)
14,050	Rite Aid Corp	Goldman Sachs	(2,248)
5,922	Rite Aid Corp	HSBC	2,426
24,268	Rite Aid Corp	Morgan Stanley	(1,456)
106,206	Riverview Bancorp Inc	Bank of America Merrill Lynch	67,972
24,562	Riverview Bancorp Inc	Goldman Sachs	15,720
31,593	Riverview Bancorp Inc	Morgan Stanley	10,110
(6,401)	Rivian Automotive Inc 'A'	Goldman Sachs	(38,854)
3,299	Rivian Automotive Inc 'A'	Goldman Sachs	12,009
(1,166)	Rivian Automotive Inc 'A'	Morgan Stanley	(5,533)
19,461	RLI Corp	Barclays Bank	65,584
11,734	RLI Corp	Goldman Sachs	(1,408)
2,448	RLI Corp	HSBC	(1,151)
(10,088)	RLJ Lodging Trust (REIT)	Bank of America Merrill Lynch	(3,929)
(34,186)	RLJ Lodging Trust (REIT)	Barclays Bank	(32,477)
(10,957)	RLJ Lodging Trust (REIT)	Goldman Sachs	(821)
(10,536)	RLJ Lodging Trust (REIT)	HSBC	(11,800)
4,516	RMR Group Inc 'A'	Bank of America Merrill Lynch	5,329
20,372	RMR Group Inc 'A'	Barclays Bank	31,861
8,299	RMR Group Inc 'A'	Goldman Sachs	9,793
14,164	RMR Group Inc 'A'	HSBC	31,302
7,989	RMR Group Inc 'A'	Morgan Stanley	13,102
(11,680)	Roadrunner Transportation Systems Inc	Bank of America Merrill Lynch	(1,752)
(1,411)	Roadrunner Transportation Systems Inc	Goldman Sachs	(212)

保有高	銘柄	取引相手	未実現評価益/(損) (米ドル)
	米国(続き)		
(11,046)	Robert Half International Inc	Goldman Sachs	42,859
(46,902)	Robinhood Markets Inc 'A'	Barclays Bank	(11,726)
(6,746)	ROBLOX Corp 'A'	Barclays Bank	(6,881)
1,208	ROBLOX Corp 'A'	Goldman Sachs	(1,280)
(2,494)	ROBLOX Corp 'A'	Goldman Sachs	(10,556)
9,387	ROBLOX Corp 'A'	HSBC	60,734
3,800	ROBLOX Corp 'A'	Morgan Stanley	7,850
(130,187)	Rocket Cos Inc 'A'	Bank of America Merrill Lynch	(111,961)
(23,118)	Rocket Cos Inc 'A'	Barclays Bank	(9,479)
(2,688)	Rocket Cos Inc 'A'	Goldman Sachs	(2,312)
(17,933)	Rocket Cos Inc 'A'	Morgan Stanley	(7,353)
(9,442)	Rocket Lab USA Inc	Barclays Bank	(2,974)
(7,128)	Rocket Lab USA Inc	Morgan Stanley	(2,245)
22,095	Rocket Pharmaceuticals Inc	Bank of America Merrill Lynch	59,656
19,856	Rocket Pharmaceuticals Inc	Goldman Sachs	47,815
8,540	Rocket Pharmaceuticals Inc	HSBC	29,890
2,288	Rockwell Automation Inc	Bank of America Merrill Lynch	13,911
(3,167)	Rockwell Automation Inc	Barclays Bank	(18,400)
222	Rockwell Automation Inc	Barclays Bank	1,290
(7,637)	Rockwell Automation Inc	Goldman Sachs	(46,433)
2,692	Rockwell Automation Inc	Goldman Sachs	17,291
(465)	Rockwell Automation Inc	HSBC	(2,441)
(1,775)	Rockwell Automation Inc	Morgan Stanley	(10,313)
(1,810)	Rockwell Medical Inc	Bank of America Merrill Lynch	4,743
(725)	Rockwell Medical Inc	Barclays Bank	189
(7,942)	Rockwell Medical Inc	Morgan Stanley	2,065
(1,846)	Rocky Brands Inc	Bank of America Merrill Lynch	222
(6,844)	Rocky Brands Inc	Barclays Bank	(19,437)
(4,784)	Rocky Brands Inc	Goldman Sachs	574
(6,218)	Rocky Brands Inc	HSBC	(13,991)
3,120	Roivant Sciences Ltd	Barclays Bank	1,030
9,182	Roivant Sciences Ltd	Goldman Sachs	4,132
14,684	Roivant Sciences Ltd	HSBC	12,041
(2,193)	Roku Inc	Bank of America Merrill Lynch	(13,273)
3,926	Roku Inc	Barclays Bank	12,288
(887)	Roku Inc	Barclays Bank	(2,776)
452	Roku Inc	HSBC	5,109
1,019	Roku Inc	Morgan Stanley	5,693
(796)	Roku Inc	Morgan Stanley	(2,491)
(28,624)	Rollins Inc	Barclays Bank	(16,130)
(17,487)	Rollins Inc	Goldman Sachs	(17,237)
(38,773)	Rollins Inc	HSBC	(79,523)
(13,139)	Rollins Inc	Morgan Stanley	(7,695)
(5,945)	Romeo Power Inc	Bank of America Merrill Lynch	1,006
(161,760)	Romeo Power Inc	Barclays Bank	12,973
(21,694)	Romeo Power Inc	Goldman Sachs	3,673
(2,224)	Romeo Power Inc	Morgan Stanley	178
20,852	Root Inc 'A'	Barclays Bank	3,232
10,447	Root Inc 'A'	Goldman Sachs	1,410
789	Roper Technologies Inc	Bank of America Merrill Lynch	19,288
96	Roper Technologies Inc	Barclays Bank	1,542
816	Roper Technologies Inc	Goldman Sachs	8,250
4,107	Roper Technologies Inc	HSBC	29,211
6,965	Roper Technologies Inc	Morgan Stanley	111,858
(6,480)	Ross Stores Inc	Bank of America Merrill Lynch	43,934
(7,705)	Ross Stores Inc	Goldman Sachs	53,940
22,836	Ross Stores Inc	HSBC	(106,459)
890	Ross Stores Inc	Morgan Stanley	5,589
(934)	Ross Stores Inc	Morgan Stanley	(5,866)
(7,139)	Roth CH Acquisition I Co Parent Corp	Goldman Sachs	(5,140)
(29,557)	Roth CH Acquisition I Co Parent Corp	HSBC	(40,789)
(1,652)	Rover Group Inc	Goldman Sachs	(1,520)

保有高	銘柄	取引相手	未実現評価益/(損) (米ドル)
	米国(続き)		
(25,831)	Rover Group Inc	HSBC	(3,487)
1,262	Royal Caribbean Cruises Ltd	Bank of America Merrill Lynch	715
2,109	Royal Caribbean Cruises Ltd	Barclays Bank	6,158
(6,924)	Royal Caribbean Cruises Ltd	Goldman Sachs	7,505
8,630	Royal Caribbean Cruises Ltd	Goldman Sachs	(27,977)
15,067	Royal Caribbean Cruises Ltd	HSBC	(35,693)
(1,674)	Royal Caribbean Cruises Ltd	Morgan Stanley	(4,888)
1,502	Royal Gold Inc	Bank of America Merrill Lynch	(1,232)
6,799	Royal Gold Inc	Barclays Bank	12,344
(2,108)	Royal Gold Inc	Barclays Bank	(4,026)
(1,219)	Royal Gold Inc	Goldman Sachs	1,000
4,139	Royal Gold Inc	HSBC	(32,284)
(2,693)	Royal Gold Inc	HSBC	2,962
(5,935)	Royalty Pharma Plc 'A'	Barclays Bank	(3,620)
(19,475)	Royalty Pharma Plc 'A'	Goldman Sachs	(9,758)
(9,806)	Royalty Pharma Plc 'A'	HSBC	(30,693)
(10,301)	Royalty Pharma Plc 'A'	Morgan Stanley	(6,283)
(54,252)	RPC Inc	Barclays Bank	(40,146)
(17,348)	RPM International Inc	Barclays Bank	(63,320)
(36,312)	RPM International Inc	Goldman Sachs	(194,269)
(9,450)	RPM International Inc	HSBC	(42,609)
(15,359)	RPM International Inc	Morgan Stanley	(56,060)
24,987	RPT Realty (REIT)	Bank of America Merrill Lynch	(6,497)
71,296	RPT Realty (REIT)	Barclays Bank	62,740
106,357	RPT Realty (REIT)	Goldman Sachs	(27,653)
62,007	RPT Realty (REIT)	HSBC	(7,441)
23,017	RPT Realty (REIT)	Morgan Stanley	20,255
(15,110)	Rubicon Technology Inc	Morgan Stanley	(378)
(21,926)	Rubius Therapeutics Inc	Barclays Bank	(2,631)
6,556	Rush Enterprises Inc 'A'	Bank of America Merrill Lynch	(4,491)
37,590	Rush Enterprises Inc 'A'	Barclays Bank	46,800
29,161	Rush Enterprises Inc 'A'	Goldman Sachs	(19,975)
4,679	Rush Enterprises Inc 'A'	HSBC	(6,902)
3,115	Rush Enterprises Inc 'B'	Bank of America Merrill Lynch	1,184
12,287	Rush Enterprises Inc 'B'	Barclays Bank	25,434
8,302	Rush Enterprises Inc 'B'	Goldman Sachs	3,155
4,585	Rush Enterprises Inc 'B'	HSBC	(734)
8,509	Rush Enterprises Inc 'B'	Morgan Stanley	17,614
5,135	Rush Street Interactive Inc	Bank of America Merrill Lynch	(197)
9,352	Rush Street Interactive Inc	Barclays Bank	-
13,219	Rush Street Interactive Inc	Goldman Sachs	2,926
12,013	Rush Street Interactive Inc	HSBC	6,487
2,903	Rush Street Interactive Inc	Morgan Stanley	-
(2,368)	Ruth's Hospitality Group Inc	Bank of America Merrill Lynch	47
(6,079)	Ruth's Hospitality Group Inc	Barclays Bank	(7,778)
(10,137)	Ruth's Hospitality Group Inc	Goldman Sachs	203
(40,929)	Ruth's Hospitality Group Inc	HSBC	(5,908)
(1,294)	Ruth's Hospitality Group Inc	Morgan Stanley	(1,721)
(4,992)	RxSight Inc	Barclays Bank	(1,448)
(1,554)	RxSight Inc	HSBC	(4,864)
9,916	Ryder System Inc	Barclays Bank	7,834
5,607	Ryerson Holding Corp	Goldman Sachs	19,064
(2,771)	Ryman Hospitality Properties Inc (REIT)	Bank of America Merrill Lynch	(4,115)
(20,403)	Ryman Hospitality Properties Inc (REIT)	Barclays Bank	(118,949)
(2,165)	Ryman Hospitality Properties Inc (REIT)	Goldman Sachs	(346)
(5,452)	Ryman Hospitality Properties Inc (REIT)	HSBC	(23,649)
(1,112)	Ryman Hospitality Properties Inc (REIT)	Morgan Stanley	(6,483)
4,350	S&P Global Inc	HSBC	110,403
(31,691)	S&T Bancorp Inc	Barclays Bank	(19,965)
(31,719)	S&T Bancorp Inc	Goldman Sachs	(55,508)
(23,055)	S&T Bancorp Inc	HSBC	(18,905)
(4,520)	S&T Bancorp Inc	Morgan Stanley	(2,848)

保有高	銘柄	取引相手	未実現評価益/(損) (米ドル)
米国(続き)			
(13,970)	Sabra Health Care Inc (REIT)	Bank of America Merrill Lynch	(11,735)
(104,791)	Sabra Health Care Inc (REIT)	Barclays Bank	(84,881)
9,465	Sabra Health Care Inc (REIT)	Barclays Bank	7,667
(44,098)	Sabra Health Care Inc (REIT)	Goldman Sachs	(37,043)
(26,786)	Sabra Health Care Inc (REIT)	HSBC	(24,911)
(23,334)	Sabra Health Care Inc (REIT)	Morgan Stanley	(18,901)
10,967	Sabre Corp	Bank of America Merrill Lynch	7,019
18,545	Sabre Corp	Barclays Bank	2,411
54,336	Sabre Corp	Goldman Sachs	34,775
(13,040)	Sabre Corp	Morgan Stanley	(1,695)
3,042	Sabre Corp	Morgan Stanley	395
(7,925)	Safe Bulkers Inc	Barclays Bank	(1,228)
(45,671)	Safe Bulkers Inc	HSBC	(41,332)
(216,832)	Safeguard Scientifics Inc	Bank of America Merrill Lynch	(184,307)
(9,877)	Safeguard Scientifics Inc	Barclays Bank	(6,223)
(6,589)	Safeguard Scientifics Inc	Goldman Sachs	(5,601)
(2,105)	Safety Insurance Group Inc	Bank of America Merrill Lynch	(18,019)
(8,900)	Safety Insurance Group Inc	Barclays Bank	(39,160)
(17,222)	Safety Insurance Group Inc	Goldman Sachs	(147,420)
(10,206)	Safety Insurance Group Inc	HSBC	(61,793)
(5,379)	Safety Insurance Group Inc	Morgan Stanley	(23,668)
225	Saga Communications Inc 'A'	Barclays Bank	43
6,550	Saga Communications Inc 'A'	Goldman Sachs	1,048
458	Saga Communications Inc 'A'	HSBC	32
2,232	Saga Communications Inc 'A'	Morgan Stanley	424
3,596	Sage Therapeutics Inc	Bank of America Merrill Lynch	(2,994)
(6,929)	Sage Therapeutics Inc	Goldman Sachs	(6,098)
6,727	Sage Therapeutics Inc	Goldman Sachs	(5,920)
9,566	Sage Therapeutics Inc	HSBC	36,542
(2,513)	Saia Inc	Barclays Bank	(10,504)
(3,568)	Saia Inc	Goldman Sachs	16,876
(1,191)	Saia Inc	HSBC	18,082
(720)	Saia Inc	Morgan Stanley	(3,010)
(1,061)	Sailpoint Technologies Holdings Inc	Barclays Bank	(212)
1,554	Sailpoint Technologies Holdings Inc	Barclays Bank	311
(3,966)	Sailpoint Technologies Holdings Inc	Goldman Sachs	(9,558)
(7,782)	Sailpoint Technologies Holdings Inc	HSBC	(2,724)
1,187	salesforce.com Inc	Bank of America Merrill Lynch	(4,226)
5,748	salesforce.com Inc	Barclays Bank	1,380
1,675	salesforce.com Inc	Goldman Sachs	(5,963)
2,461	salesforce.com Inc	HSBC	(3,275)
7,135	salesforce.com Inc	Morgan Stanley	1,712
6,032	Salisbury Bancorp Inc	Barclays Bank	12,004
7,322	Salisbury Bancorp Inc	Goldman Sachs	21,161
1,950	Salisbury Bancorp Inc	HSBC	6,513
(2,779)	Sally Beauty Holdings Inc	Bank of America Merrill Lynch	(584)
(1,764)	Sally Beauty Holdings Inc	Barclays Bank	(2,752)
(22,365)	Sally Beauty Holdings Inc	Goldman Sachs	(4,042)
(27,778)	Sally Beauty Holdings Inc	HSBC	(6,908)
(2,301)	Sally Beauty Holdings Inc	Morgan Stanley	(3,590)
29,816	Sana Biotechnology Inc	Barclays Bank	19,679
11,047	Sana Biotechnology Inc	HSBC	(7,291)
850	Sanderson Farms Inc	Bank of America Merrill Lynch	11,207
(1,080)	Sanderson Farms Inc	Barclays Bank	(9,817)
7,949	Sanderson Farms Inc	Barclays Bank	72,256
(549)	Sanderson Farms Inc	Goldman Sachs	(7,395)
5,688	Sanderson Farms Inc	Goldman Sachs	76,719
(1,856)	Sanderson Farms Inc	HSBC	(25,367)
9,894	Sanderson Farms Inc	HSBC	160,382
(2,234)	Sanderson Farms Inc	Morgan Stanley	(20,027)
1,355	Sanderson Farms Inc	Morgan Stanley	12,317
20,843	SandRidge Energy Inc	Barclays Bank	81,079

保有高	銘柄	取引相手	未実現評価益/(損) (米ドル)
米国(続き)			
11,898	Sandy Spring Bancorp Inc	Bank of America Merrill Lynch	38,759
36,333	Sandy Spring Bancorp Inc	Barclays Bank	50,866
15,767	Sandy Spring Bancorp Inc	Goldman Sachs	57,392
13,673	Sandy Spring Bancorp Inc	HSBC	41,664
4,864	Sandy Spring Bancorp Inc	Morgan Stanley	6,966
23,345	Sangamo Therapeutics Inc	Bank of America Merrill Lynch	(5,603)
83,103	Sangamo Therapeutics Inc	Barclays Bank	(18,377)
51,593	Sangamo Therapeutics Inc	Goldman Sachs	(12,382)
44,952	Sangamo Therapeutics Inc	HSBC	(4,497)
29,231	Sangamo Therapeutics Inc	Morgan Stanley	(1,888)
3,734	Sanmina Corp	Bank of America Merrill Lynch	10,567
8,991	Sanmina Corp	Barclays Bank	15,105
33,351	Sanmina Corp	Goldman Sachs	88,788
22,976	Sanmina Corp	HSBC	72,408
(23,676)	Sapiens International Corp NV	Barclays Bank	(22,966)
(3,872)	Sarcos Technology and Robotics Corp	Barclays Bank	(736)
620	Sarepta Therapeutics Inc	Bank of America Merrill Lynch	3,863
(1,373)	Sarepta Therapeutics Inc	Barclays Bank	(2,952)
653	Sarepta Therapeutics Inc	Barclays Bank	1,404
(830)	Sarepta Therapeutics Inc	HSBC	(7,138)
989	Sarepta Therapeutics Inc	HSBC	4,800
(1,192)	Sarepta Therapeutics Inc	Morgan Stanley	(2,563)
1,289	Sarepta Therapeutics Inc	Morgan Stanley	2,771
(2,758)	Saul Centers Inc (REIT)	Bank of America Merrill Lynch	(855)
(22,060)	Saul Centers Inc (REIT)	Barclays Bank	(48,311)
(11,736)	Saul Centers Inc (REIT)	Goldman Sachs	(3,638)
(843)	Saul Centers Inc (REIT)	HSBC	(135)
(353)	Saul Centers Inc (REIT)	Morgan Stanley	(773)
(58,571)	Savara Inc	Barclays Bank	1,757
(3,687)	SB Financial Group Inc	Barclays Bank	(995)
4,291	SBA Communications Corp (REIT)	Bank of America Merrill Lynch	38,748
185	SBA Communications Corp (REIT)	Barclays Bank	622
(1,511)	SBA Communications Corp (REIT)	Barclays Bank	(5,077)
844	SBA Communications Corp (REIT)	Goldman Sachs	7,621
988	SBA Communications Corp (REIT)	HSBC	14,188
(311)	SBA Communications Corp (REIT)	HSBC	(4,466)
5,928	SBA Communications Corp (REIT)	Morgan Stanley	19,918
(406)	SBA Communications Corp (REIT)	Morgan Stanley	(1,364)
11,688	ScanSource Inc	Bank of America Merrill Lynch	(7,831)
19,075	ScanSource Inc	Barclays Bank	33,572
4,809	ScanSource Inc	Goldman Sachs	(3,222)
2,640	ScanSource Inc	HSBC	10,270
3,177	ScanSource Inc	Morgan Stanley	5,592
2,151	Schlumberger NV	Bank of America Merrill Lynch	12,196
65,184	Schlumberger NV	Barclays Bank	260,736
17,871	Schlumberger NV	Goldman Sachs	101,328
12,026	Schlumberger NV	HSBC	82,836
23,162	Schneider National Inc 'B'	Bank of America Merrill Lynch	6,717
(4,240)	Schneider National Inc 'B'	Bank of America Merrill Lynch	(1,230)
22,104	Schneider National Inc 'B'	Barclays Bank	19,452
(8,996)	Schneider National Inc 'B'	Barclays Bank	(7,916)
29,494	Schneider National Inc 'B'	Goldman Sachs	8,553
(4,174)	Schneider National Inc 'B'	Goldman Sachs	(1,210)
33,251	Schneider National Inc 'B'	HSBC	(15,960)
57,130	Schneider National Inc 'B'	Morgan Stanley	50,274
(1,791)	Schnitzer Steel Industries Inc 'A'	Bank of America Merrill Lynch	(6,018)
(2,542)	Schnitzer Steel Industries Inc 'A'	Barclays Bank	(6,122)
(7,853)	Schnitzer Steel Industries Inc 'A'	Goldman Sachs	(27,207)
(3,774)	Schnitzer Steel Industries Inc 'A'	HSBC	(10,261)
(628)	Schnitzer Steel Industries Inc 'A'	Morgan Stanley	(1,915)
(4,441)	Scholar Rock Holding Corp	Barclays Bank	1,332
(4,672)	Scholar Rock Holding Corp	Morgan Stanley	1,402

保有高	銘柄	取引相手	未実現評価益/(損) (米ドル)
	米国(続き)		
(6,431)	Scholastic Corp	Barclays Bank	(12,540)
(6,968)	Scholastic Corp	Goldman Sachs	(6,898)
1,911	Schrodinger Inc	Bank of America Merrill Lynch	4,032
1,789	Schrodinger Inc	Barclays Bank	2,290
9,122	Schrodinger Inc	Goldman Sachs	19,247
3,817	Schrodinger Inc	HSBC	9,886
1,340	Schrodinger Inc	Morgan Stanley	1,715
(15,467)	Schweitzer-Mauduit International Inc	Bank of America Merrill Lynch	(619)
(25,195)	Schweitzer-Mauduit International Inc	Barclays Bank	(5,543)
(22,395)	Schweitzer-Mauduit International Inc	Goldman Sachs	(1,362)
(5,930)	Schweitzer-Mauduit International Inc	HSBC	(3,333)
(1,146)	Schweitzer-Mauduit International Inc	Morgan Stanley	(252)
681	Science Applications International Corp	Barclays Bank	2,377
5,870	Science Applications International Corp	Goldman Sachs	13,560
(18,587)	Science Applications International Corp	HSBC	(84,199)
3,570	Science Applications International Corp	HSBC	16,172
3,935	Science Applications International Corp	Morgan Stanley	13,733
(6,047)	Scientific Games Corp	Bank of America Merrill Lynch	(19,290)
(28,857)	Scientific Games Corp	Barclays Bank	(40,688)
(18,645)	Scientific Games Corp	HSBC	(78,161)
758	Scorpio Tankers Inc	Bank of America Merrill Lynch	3,297
10,077	Scorpio Tankers Inc	Barclays Bank	28,417
1,410	Scorpio Tankers Inc	Morgan Stanley	3,976
(2,765)	Scotts Miracle-Gro Co	Bank of America Merrill Lynch	(3,954)
(4,177)	Scotts Miracle-Gro Co	Barclays Bank	(20,911)
(2,135)	Scotts Miracle-Gro Co	Goldman Sachs	(3,053)
(4,853)	Scotts Miracle-Gro Co	HSBC	33,437
(327)	Scotts Miracle-Gro Co	Morgan Stanley	(1,916)
(13,909)	scPharmaceuticals Inc	Bank of America Merrill Lynch	(1,252)
(15,143)	scPharmaceuticals Inc	Barclays Bank	5,754
(8,135)	scPharmaceuticals Inc	Goldman Sachs	(732)
(1,868)	Sculptor Capital Management Inc	Bank of America Merrill Lynch	(1,980)
(17,507)	Sculptor Capital Management Inc	Barclays Bank	(7,878)
(9,308)	Sculptor Capital Management Inc	HSBC	(10,124)
(128)	Seaboard Corp	Barclays Bank	(58,645)
(68)	Seaboard Corp	Goldman Sachs	(22,372)
(44)	Seaboard Corp	HSBC	(16,766)
(435)	Seaboard Corp	Morgan Stanley	(199,300)
10	Seaboard Corp	Morgan Stanley	4,582
(107,981)	SeaChange International Inc	Bank of America Merrill Lynch	7,559
(22,375)	Seacoast Banking Corp of Florida	Goldman Sachs	(41,170)
(7,893)	Seacoast Banking Corp of Florida	Morgan Stanley	(4,104)
(2,510)	Seagate Technology Holdings Plc	Bank of America Merrill Lynch	2,034
(7,403)	Seagate Technology Holdings Plc	Barclays Bank	(2,739)
(3,931)	Seagate Technology Holdings Plc	Goldman Sachs	8,326
(2,665)	Seagate Technology Holdings Plc	HSBC	(5,170)
(10,197)	Seagate Technology Holdings Plc	Morgan Stanley	(3,773)
(1,021)	Seagen Inc	Bank of America Merrill Lynch	3,696
(2,545)	Seagen Inc	Barclays Bank	1,069
(1,424)	Seagen Inc	Goldman Sachs	5,494
(2,214)	Seagen Inc	Morgan Stanley	(808)
(5,706)	Sealed Air Corp	Bank of America Merrill Lynch	(1,343)
(326)	Sealed Air Corp	Barclays Bank	(505)
23,495	Sealed Air Corp	Goldman Sachs	1,645
(4,655)	Sealed Air Corp	Goldman Sachs	(326)
(6,066)	Sealed Air Corp	HSBC	4,950
12,777	Sealed Air Corp	Morgan Stanley	19,804
(1,450)	Sealed Air Corp	Morgan Stanley	(2,248)
5,062	SeaSpine Holdings Corp	Barclays Bank	863
10,497	SeaSpine Holdings Corp	Goldman Sachs	1,827
3,068	SeaSpine Holdings Corp	HSBC	442
18,526	SeaSpine Holdings Corp	Morgan Stanley	2,223

保有高	銘柄	取引相手	未実現評価益/(損) (米ドル)
	米国(続き)		
(3,309)	SeaWorld Entertainment Inc	Bank of America Merrill Lynch	7,522
(24,097)	SeaWorld Entertainment Inc	Barclays Bank	(30,675)
(10,520)	SeaWorld Entertainment Inc	Goldman Sachs	19,898
(9,814)	SeaWorld Entertainment Inc	HSBC	16,930
(6,016)	Second Sight Medical Products Inc	Barclays Bank	(1,444)
(1,405)	SecureWorks Corp 'A'	Bank of America Merrill Lynch	(660)
(14,162)	SecureWorks Corp 'A'	Morgan Stanley	(1,133)
(1,664)	Security Devices International Inc	Bank of America Merrill Lynch	(3,195)
(35,102)	Security Devices International Inc	Barclays Bank	(28,082)
(3,876)	Security Devices International Inc	Goldman Sachs	(7,442)
(3,962)	Security Devices International Inc	HSBC	(9,073)
13,316	Security National Financial Corp 'A'	Bank of America Merrill Lynch	11,785
27,563	Security National Financial Corp 'A'	Barclays Bank	23,015
26,179	Security National Financial Corp 'A'	Goldman Sachs	23,168
5,913	Security National Financial Corp 'A'	HSBC	5,470
10,095	Security National Financial Corp 'A'	Morgan Stanley	8,429
(2,073)	Seelos Therapeutics Inc	Bank of America Merrill Lynch	(132)
(11,310)	Seelos Therapeutics Inc	Barclays Bank	113
3,093	Seer Inc	Bank of America Merrill Lynch	1,585
6,464	Seer Inc	Goldman Sachs	(65)
(8,327)	SEI Investments Co	Bank of America Merrill Lynch	(24,489)
(23,111)	SEI Investments Co	Barclays Bank	(57,315)
(42,383)	SEI Investments Co	Goldman Sachs	(139,864)
(9,572)	SEI Investments Co	HSBC	(29,290)
(8,598)	SEI Investments Co	Morgan Stanley	(21,323)
(33,538)	Select Energy Services Inc 'A'	Morgan Stanley	(28,843)
28,307	Select Medical Holdings Corp	Barclays Bank	13,587
(39,438)	Select Medical Holdings Corp	Barclays Bank	(18,930)
5,630	Select Medical Holdings Corp	Goldman Sachs	1,239
(10,001)	Select Medical Holdings Corp	Goldman Sachs	(2,200)
(11,573)	Select Medical Holdings Corp	HSBC	(27,775)
(3,177)	Select Medical Holdings Corp	Morgan Stanley	(1,525)
41,966	Selecta Biosciences Inc	Barclays Bank	3,592
21,461	Selecta Biosciences Inc	Goldman Sachs	1,389
11,514	Selecta Biosciences Inc	Morgan Stanley	986
2,032	Selective Insurance Group Inc	Bank of America Merrill Lynch	2,307
24,241	Selective Insurance Group Inc	Barclays Bank	25,695
15,984	Selective Insurance Group Inc	HSBC	(22,368)
3,478	Selective Insurance Group Inc	Morgan Stanley	3,675
(12,979)	Selectquote Inc	Bank of America Merrill Lynch	(1,557)
(10,041)	Selectquote Inc	Goldman Sachs	(1,205)
(16,610)	Selectquote Inc	HSBC	(9,966)
15,985	Sema4 Holdings Corp	Bank of America Merrill Lynch	2,238
9,758	Sema4 Holdings Corp	Barclays Bank	2,927
7,495	Sema4 Holdings Corp	Goldman Sachs	1,049
26,149	Sema4 Holdings Corp	HSBC	6,276
23,984	Sema4 Holdings Corp	Morgan Stanley	7,195
(1,441)	Semler Scientific Inc	Bank of America Merrill Lynch	2,003
(217)	Semler Scientific Inc	Barclays Bank	141
(491)	Semler Scientific Inc	Goldman Sachs	682
(3,581)	Sempra Energy	Bank of America Merrill Lynch	(10,238)
(13,831)	Sempra Energy	Barclays Bank	(13,930)
(18,499)	Sempra Energy	Goldman Sachs	(55,455)
(9,734)	Sempra Energy	HSBC	(21,318)
(289)	Sempra Energy	Morgan Stanley	(301)
18,747	Semtech Corp	Bank of America Merrill Lynch	73,863
42,472	Semtech Corp	Barclays Bank	126,999
24,402	Semtech Corp	Goldman Sachs	96,144
46,182	Semtech Corp	HSBC	249,485
5,720	Semtech Corp	Morgan Stanley	17,046
3,911	Seneca Foods Corp 'A'	Barclays Bank	2,229
2,570	Seneca Foods Corp 'A'	Goldman Sachs	694

保有高	銘柄	取引相手	未実現評価益/(損) (米ドル)
	米国(続き)		
1,062	Seneca Foods Corp 'A'	HSBC	5,140
2,802	Seneca Foods Corp 'A'	Morgan Stanley	1,597
(1,054)	Sensata Technologies Holding Plc	Barclays Bank	(736)
16,107	Sensata Technologies Holding Plc	Barclays Bank	21,744
(34,806)	Sensata Technologies Holding Plc	Goldman Sachs	(92,142)
6,136	Sensata Technologies Holding Plc	Goldman Sachs	16,751
(18,938)	Sensata Technologies Holding Plc	HSBC	(43,095)
(2,720)	Sensata Technologies Holding Plc	Morgan Stanley	(5,132)
3,898	Sensient Technologies Corp	Bank of America Merrill Lynch	12,240
5,635	Sensient Technologies Corp	Barclays Bank	13,278
12,990	Sensient Technologies Corp	Goldman Sachs	40,021
516	Sensient Technologies Corp	HSBC	1,496
(1,193)	SentinelOne Inc 'A'	Bank of America Merrill Lynch	(3,806)
(10,497)	SentinelOne Inc 'A'	Barclays Bank	(16,480)
(16,202)	SentinelOne Inc 'A'	Goldman Sachs	(51,684)
(11,047)	SentinelOne Inc 'A'	HSBC	(44,272)
6,264	Seres Therapeutics Inc	Bank of America Merrill Lynch	(2,568)
34,952	Seres Therapeutics Inc	Barclays Bank	(1,143)
7,214	Seres Therapeutics Inc	Goldman Sachs	1,218
7,627	Seres Therapeutics Inc	Morgan Stanley	(1,068)
(4,906)	Seritage Growth Properties 'A' (REIT)	Bank of America Merrill Lynch	(442)
(41,725)	Seritage Growth Properties 'A' (REIT)	Barclays Bank	(12,504)
(14,207)	Seritage Growth Properties 'A' (REIT)	Morgan Stanley	(4,120)
(2,234)	Service Corp International	Barclays Bank	156
9,967	Service Corp International	Goldman Sachs	11,562
(2,275)	Service Corp International	Goldman Sachs	(2,948)
5,255	Service Corp International	HSBC	(1,051)
(78)	Service Corp International	HSBC	196
756	ServiceNow Inc	Bank of America Merrill Lynch	28,380
5,500	ServiceNow Inc	Barclays Bank	221,925
3,504	ServiceNow Inc	HSBC	156,278
813	ServiceNow Inc	Morgan Stanley	32,805
2,690	ServisFirst Bancshares Inc	Bank of America Merrill Lynch	6,000
9,473	ServisFirst Bancshares Inc	Barclays Bank	24,217
5,709	ServisFirst Bancshares Inc	Goldman Sachs	13,646
6,348	ServisFirst Bancshares Inc	HSBC	15,155
956	ServisFirst Bancshares Inc	Morgan Stanley	2,428
(149,481)	Sesen Bio Inc	Barclays Bank	(3,827)
37,354	SFL Corp Ltd	Barclays Bank	11,206
50,511	SFL Corp Ltd	Goldman Sachs	(1,515)
505	Shake Shack Inc 'A'	Bank of America Merrill Lynch	1,899
21,278	Shake Shack Inc 'A'	Barclays Bank	106,177
7,720	Shake Shack Inc 'A'	Goldman Sachs	29,027
4,617	Shake Shack Inc 'A'	HSBC	10,076
2,722	Shake Shack Inc 'A'	Morgan Stanley	13,583
2,767	Sharps Compliance Corp	Bank of America Merrill Lynch	470
22,844	Sharps Compliance Corp	Barclays Bank	7,995
16,121	Sharps Compliance Corp	Goldman Sachs	2,741
17,379	Sharps Compliance Corp	Morgan Stanley	6,083
16,471	Shattuck Labs Inc	Barclays Bank	(4,447)
7,554	Shattuck Labs Inc	Goldman Sachs	(3,777)
13,167	Shattuck Labs Inc	HSBC	(8,822)
2,231	Shattuck Labs Inc	Morgan Stanley	(602)
(15,093)	Shenandoah Telecommunications Co	Barclays Bank	(6,188)
(12,738)	Shenandoah Telecommunications Co	Goldman Sachs	(26,750)
(6,752)	Shenandoah Telecommunications Co	HSBC	(12,289)
(303)	Sherwin-Williams Co	Bank of America Merrill Lynch	1,439
(4,485)	Sherwin-Williams Co	Barclays Bank	(32,965)
(4,653)	Sherwin-Williams Co	Goldman Sachs	22,102
(7,484)	Sherwin-Williams Co	HSBC	61,186
(595)	Sherwin-Williams Co	Morgan Stanley	(4,373)
(156)	Shift4 Payments Inc 'A'	Bank of America Merrill Lynch	(345)

保有高	銘柄	取引相手	未実現評価益/(損) (米ドル)
	米国(続き)		
(9,265)	Shift4 Payments Inc 'A'	Barclays Bank	(11,303)
(5,305)	Shift4 Payments Inc 'A'	Goldman Sachs	(11,724)
(6,988)	Shift4 Payments Inc 'A'	HSBC	(48,636)
(5,525)	Shift4 Payments Inc 'A'	Morgan Stanley	(6,740)
(2,096)	Shoals Technologies Group Inc 'A'	Bank of America Merrill Lynch	(2,398)
(25,032)	Shoals Technologies Group Inc 'A'	Barclays Bank	(20,777)
(605)	Shockwave Medical Inc	Bank of America Merrill Lynch	(3,279)
(526)	Shockwave Medical Inc	Barclays Bank	(1,794)
1,758	Shockwave Medical Inc	Barclays Bank	5,995
(570)	Shockwave Medical Inc	Goldman Sachs	(4,298)
229	Shockwave Medical Inc	HSBC	679
403	Shockwave Medical Inc	Morgan Stanley	1,374
(365)	Shockwave Medical Inc	Morgan Stanley	(1,245)
1,583	Shoe Carnival Inc	Barclays Bank	4,037
15,407	Shoe Carnival Inc	Goldman Sachs	(38,980)
1,969	Shoe Carnival Inc	HSBC	(4,883)
7,781	Shore Bancshares Inc	Barclays Bank	3,035
15,580	Shore Bancshares Inc	Goldman Sachs	8,725
(2,719)	ShotSpotter Inc	Barclays Bank	(5,601)
(868)	ShotSpotter Inc	Goldman Sachs	(1,680)
(9,482)	ShotSpotter Inc	HSBC	(59,263)
(1,948)	ShotSpotter Inc	Morgan Stanley	(4,013)
2,725	Shutterstock Inc	Bank of America Merrill Lynch	(8,529)
4,835	Shutterstock Inc	Barclays Bank	5,989
6,674	Shutterstock Inc	Goldman Sachs	(14,477)
1,070	Shutterstock Inc	HSBC	(4,090)
1,538	Shutterstock Inc	Morgan Stanley	892
(14,578)	Shyft Group Inc	Morgan Stanley	(4,665)
1,969	SI-BONE Inc	Barclays Bank	788
10,728	SI-BONE Inc	Goldman Sachs	18,345
5,320	SI-BONE Inc	HSBC	(4,309)
5,461	SI-BONE Inc	Morgan Stanley	2,184
(73,799)	Siebert Financial Corp	Barclays Bank	18,450
(760)	Siebert Financial Corp	Goldman Sachs	-
(1,050)	Siebert Financial Corp	HSBC	168
(659)	Siebert Financial Corp	Morgan Stanley	165
777	Sienna Biopharmaceuticals Inc	Goldman Sachs	-
10,644	Sientra Inc	Bank of America Merrill Lynch	(1,907)
33,786	Sientra Inc	Barclays Bank	(8,757)
7,226	Sientra Inc	Goldman Sachs	(1,295)
9,134	Sierra Bancorp	Bank of America Merrill Lynch	3,014
20,395	Sierra Bancorp	Goldman Sachs	6,730
67,340	Sierra Bancorp	Morgan Stanley	30,303
(10,718)	SIGA Technologies Inc	Goldman Sachs	(44,587)
(62,709)	SIGA Technologies Inc	Morgan Stanley	(43,269)
(5,366)	Sight Sciences Inc	Goldman Sachs	(2,898)
(1,540)	Sight Sciences Inc	HSBC	(3,188)
9,226	Sigilon Therapeutics Inc	Bank of America Merrill Lynch	535
2,606	Sigilon Therapeutics Inc	Barclays Bank	41
14,076	Sigilon Therapeutics Inc	Goldman Sachs	816
6,922	Sigilon Therapeutics Inc	HSBC	(1,007)
11,066	Sigilon Therapeutics Inc	Morgan Stanley	174
(7,463)	Signature Bank	Barclays Bank	(89,631)
385	Signature Bank	Barclays Bank	7,522
(1,707)	Signature Bank	Goldman Sachs	(38,954)
(1,027)	Signature Bank	HSBC	10,558
1,172	Signature Bank	Morgan Stanley	14,076
(886)	Signet Jewelers Ltd	Bank of America Merrill Lynch	1,834
731	Signet Jewelers Ltd	Bank of America Merrill Lynch	(1,513)
(6,882)	Signet Jewelers Ltd	Barclays Bank	(20,370)
4,590	Signet Jewelers Ltd	Barclays Bank	13,586
(10,475)	Signet Jewelers Ltd	Goldman Sachs	21,683

保有高	銘柄	取引相手	未実現評価益/(損) (米ドル)
	米国(続き)		
1,186	Signet Jewelers Ltd	Goldman Sachs	(2,455)
(1,446)	Signet Jewelers Ltd	HSBC	15,024
3,002	Signet Jewelers Ltd	HSBC	(31,191)
1,658	Signet Jewelers Ltd	Morgan Stanley	4,453
(5,583)	Signify Health Inc 'A'	Bank of America Merrill Lynch	(5,583)
(27,306)	Signify Health Inc 'A'	Barclays Bank	(16,384)
3,510	Signify Health Inc 'A'	Barclays Bank	2,106
(5,225)	Signify Health Inc 'A'	Goldman Sachs	(5,225)
(10,827)	Signify Health Inc 'A'	Morgan Stanley	(6,496)
3,337	Signify Health Inc 'A'	Morgan Stanley	2,002
6,829	Silgan Holdings Inc	Bank of America Merrill Lynch	(787)
(4,357)	Silgan Holdings Inc	Bank of America Merrill Lynch	(5,059)
30,881	Silgan Holdings Inc	Barclays Bank	34,587
(13,477)	Silgan Holdings Inc	Barclays Bank	(15,094)
(19,044)	Silgan Holdings Inc	Goldman Sachs	1,135
(7,479)	Silgan Holdings Inc	HSBC	1,331
19,325	Silgan Holdings Inc	Morgan Stanley	21,644
(2,828)	Silgan Holdings Inc	Morgan Stanley	(1,857)
665	Silicon Laboratories Inc	Bank of America Merrill Lynch	6,670
28,983	Silicon Laboratories Inc	Barclays Bank	304,321
18,776	Silicon Laboratories Inc	Goldman Sachs	188,323
3,417	Silicon Laboratories Inc	HSBC	48,214
(3,758)	Silk Road Medical Inc	Barclays Bank	(12,364)
(9,140)	Silk Road Medical Inc	Goldman Sachs	(27,786)
(4,107)	Silk Road Medical Inc	HSBC	(15,252)
(356)	Silk Road Medical Inc	Morgan Stanley	(1,171)
21,174	Silverback Therapeutics Inc	Barclays Bank	4,447
17,888	Silverback Therapeutics Inc	Goldman Sachs	6,976
7,135	Silverback Therapeutics Inc	HSBC	3,425
(11,112)	SilverBow Resources Inc	Barclays Bank	(60,783)
(719)	SilverBow Resources Inc	Goldman Sachs	(5,126)
(4,352)	SilverBow Resources Inc	HSBC	(36,731)
9,429	SilverCrest Asset Management Group Inc 'A'	Bank of America Merrill Lynch	5,657
11,782	SilverCrest Asset Management Group Inc 'A'	Barclays Bank	4,595
11,133	SilverCrest Asset Management Group Inc 'A'	Goldman Sachs	6,680
9,561	SilverCrest Asset Management Group Inc 'A'	HSBC	(1,530)
21,829	SilverCrest Asset Management Group Inc 'A'	Morgan Stanley	8,513
(1,145)	Silvertgate Capital Corp 'A'	Bank of America Merrill Lynch	(13,763)
(5,959)	Silvertgate Capital Corp 'A'	Barclays Bank	(53,810)
(1,544)	Silvertgate Capital Corp 'A'	Goldman Sachs	(18,559)
(3,741)	Silvertgate Capital Corp 'A'	Morgan Stanley	(33,781)
4,955	Simmons First National Corp 'A'	Barclays Bank	2,527
8,584	Simmons First National Corp 'A'	Goldman Sachs	12,447
6,831	Simmons First National Corp 'A'	HSBC	6,011
7,606	Simon Property Group Inc (REIT)	Bank of America Merrill Lynch	(23,198)
17,899	Simon Property Group Inc (REIT)	Barclays Bank	108,289
6,504	Simon Property Group Inc (REIT)	Goldman Sachs	(19,837)
3,832	Simon Property Group Inc (REIT)	HSBC	2,941
199	Simon Property Group Inc (REIT)	Morgan Stanley	1,204
(6,274)	Simply Good Foods Co	Barclays Bank	(11,092)
(9,247)	Simply Good Foods Co	Goldman Sachs	(17,152)
(4,257)	Simply Good Foods Co	Morgan Stanley	(8,622)
(6,516)	Simpson Manufacturing Co Inc	Bank of America Merrill Lynch	(28,279)
(14,416)	Simpson Manufacturing Co Inc	Barclays Bank	(44,977)
(11,149)	Simpson Manufacturing Co Inc	HSBC	(11,275)
(4,375)	Simpson Manufacturing Co Inc	Morgan Stanley	(13,650)
(13,880)	Simulations Plus Inc	Barclays Bank	(46,359)
(1,132)	Simulations Plus Inc	Goldman Sachs	(3,588)
(602)	Simulations Plus Inc	HSBC	(4,124)
3,846	Sinclair Broadcast Group Inc 'A'	Bank of America Merrill Lynch	(6,173)
19,798	Sinclair Broadcast Group Inc 'A'	Barclays Bank	(22,570)
9,391	Sinclair Broadcast Group Inc 'A'	Goldman Sachs	(6,855)

保有高	銘柄	取引相手	未実現評価益/(損) (米ドル)
	米国(続き)		
3,966	Sinclair Broadcast Group Inc 'A'	HSBC	3,799
7,846	Sinclair Broadcast Group Inc 'A'	Morgan Stanley	(7,847)
10,668	Singular Genomics Systems Inc	Bank of America Merrill Lynch	424
12,284	Singular Genomics Systems Inc	Barclays Bank	983
20,273	Singular Genomics Systems Inc	Goldman Sachs	3,041
2,717	Singular Genomics Systems Inc	HSBC	(245)
6,848	Singular Genomics Systems Inc	Morgan Stanley	548
61,086	Sirius XM Holdings Inc	Bank of America Merrill Lynch	12,872
99,417	Sirius XM Holdings Inc	Goldman Sachs	22,866
11,350	Sirius XM Holdings Inc	Morgan Stanley	1,476
(210,820)	SiriusPoint Ltd	Barclays Bank	48,489
(53,105)	SiriusPoint Ltd	Morgan Stanley	12,214
23,890	SITE Centers Corp (REIT)	Bank of America Merrill Lynch	22,218
52,684	SITE Centers Corp (REIT)	Barclays Bank	77,445
51,363	SITE Centers Corp (REIT)	Goldman Sachs	47,768
29,027	SITE Centers Corp (REIT)	HSBC	32,801
6,404	SITE Centers Corp (REIT)	Morgan Stanley	9,414
21,629	SiteOne Landscape Supply Inc	Barclays Bank	161,785
6,263	SiteOne Landscape Supply Inc	Goldman Sachs	17,599
14,850	SiteOne Landscape Supply Inc	HSBC	120,434
1,136	SiteOne Landscape Supply Inc	Morgan Stanley	8,497
(6,412)	SiTime Corp	Goldman Sachs	(135,549)
(4,785)	SiTime Corp	HSBC	(200,848)
(307)	SiTime Corp	Morgan Stanley	(2,367)
(14,402)	SITO Mobile Ltd	Bank of America Merrill Lynch	-
(66,470)	SITO Mobile Ltd	Goldman Sachs	-
(7,365)	Six Flags Entertainment Corp	Bank of America Merrill Lynch	(2,336)
5,602	Six Flags Entertainment Corp	Bank of America Merrill Lynch	5,602
3,412	Six Flags Entertainment Corp	Goldman Sachs	3,372
(11,429)	Six Flags Entertainment Corp	HSBC	14,558
1,556	Six Flags Entertainment Corp	HSBC	1,563
4,571	Six Flags Entertainment Corp	Morgan Stanley	4,980
1,362	SJW Group	Bank of America Merrill Lynch	(27)
10,445	SJW Group	Barclays Bank	(2,716)
17,938	SJW Group	Goldman Sachs	(150)
10,318	SJW Group	HSBC	16,332
14,467	SJW Group	Morgan Stanley	(3,761)
(11,043)	Skechers USA Inc 'A'	Bank of America Merrill Lynch	(14,951)
19,774	Skechers USA Inc 'A'	Barclays Bank	45,678
(4,921)	Skechers USA Inc 'A'	Barclays Bank	(15,370)
(3,216)	Skechers USA Inc 'A'	Goldman Sachs	(5,853)
(7,222)	Skechers USA Inc 'A'	HSBC	(19,304)
(24,877)	Skillssoft Corp	Goldman Sachs	(22,389)
93,903	Skillz Inc	Bank of America Merrill Lynch	17,269
78,082	Skillz Inc	Barclays Bank	10,541
17,455	Skillz Inc	Goldman Sachs	2,706
57,338	Skillz Inc	HSBC	11,124
17,608	Skillz Inc	Morgan Stanley	2,377
4,964	Sky Harbour Group Corp	Bank of America Merrill Lynch	3,822
2,111	Sky Harbour Group Corp	Barclays Bank	464
2,541	Sky Harbour Group Corp	Goldman Sachs	1,957
2,326	Sky Harbour Group Corp	Morgan Stanley	512
(3,281)	Skyline Champion Corp	Barclays Bank	197
(5,405)	Skyline Champion Corp	Goldman Sachs	4,054
(2,136)	Skyline Champion Corp	HSBC	(1,495)
(3,909)	Skyline Champion Corp	Morgan Stanley	235
(4,377)	SkyWater Technology Inc	Bank of America Merrill Lynch	(3,327)
(8,852)	SkyWater Technology Inc	Barclays Bank	(12,216)
(8,810)	SkyWater Technology Inc	Goldman Sachs	(6,696)
(576)	SkyWater Technology Inc	Morgan Stanley	(795)
(10,632)	SkyWest Inc	Barclays Bank	(12,007)
(5,989)	SkyWest Inc	HSBC	(3,593)

保有高	銘柄	取引相手	未実現評価益/(損) (米ドル)
	米国(続き)		
(11,738)	SkyWest Inc	Morgan Stanley	(12,081)
2,583	Skyworks Solutions Inc	Bank of America Merrill Lynch	5,149
(12,839)	Skyworks Solutions Inc	Barclays Bank	(66,891)
(5,381)	Skyworks Solutions Inc	HSBC	(28,573)
3,792	Skyworks Solutions Inc	HSBC	20,260
(6,474)	Skyworks Solutions Inc	Morgan Stanley	(33,730)
1,128	Skyworks Solutions Inc	Morgan Stanley	5,877
(10,467)	SL Green Realty Corp (REIT)	Barclays Bank	(11,514)
4,526	SL Green Realty Corp (REIT)	Barclays Bank	4,979
(25,075)	SL Green Realty Corp (REIT)	Goldman Sachs	(37,362)
4,072	SL Green Realty Corp (REIT)	Goldman Sachs	(3,533)
(6,776)	SL Green Realty Corp (REIT)	HSBC	(25,274)
6,626	SL Green Realty Corp (REIT)	HSBC	(18,086)
2,236	SL Green Realty Corp (REIT)	Morgan Stanley	2,460
(4,858)	Sleep Number Corp	Barclays Bank	(17,537)
(5,223)	Sleep Number Corp	Goldman Sachs	(30,032)
(2,446)	Sleep Number Corp	HSBC	(14,700)
(1,795)	Sleep Number Corp	Morgan Stanley	(6,480)
(43,538)	SLM Corp	Bank of America Merrill Lynch	(104,861)
(11,120)	SLM Corp	Barclays Bank	(16,012)
(56,990)	SLM Corp	Goldman Sachs	(130,331)
(28,350)	SLM Corp	HSBC	(84,483)
(27,934)	SLM Corp	Morgan Stanley	(40,225)
1,156	SM Energy Co	Bank of America Merrill Lynch	17,223
22,998	SM Energy Co	Barclays Bank	272,066
2,044	SM Energy Co	Goldman Sachs	32,459
(2,201)	SM Energy Co	Goldman Sachs	(34,952)
2,428	SM Energy Co	HSBC	42,374
1,876	SM Energy Co	Morgan Stanley	22,193
(3,227)	SM Energy Co	Morgan Stanley	(38,175)
(5,788)	SMART Global Holdings Inc	Barclays Bank	(7,119)
(22,574)	SMART Global Holdings Inc	Goldman Sachs	(42,213)
35,019	SmartFinancial Inc	Barclays Bank	34,669
54,127	SmartFinancial Inc	Goldman Sachs	76,319
11,601	SmartFinancial Inc	HSBC	7,077
25,568	SmartFinancial Inc	Morgan Stanley	25,312
(1,359)	Smartsheet Inc 'A'	Bank of America Merrill Lynch	2,854
1,799	Smartsheet Inc 'A'	Barclays Bank	594
(1,239)	Smartsheet Inc 'A'	Barclays Bank	(409)
671	Smartsheet Inc 'A'	Goldman Sachs	227
(671)	Smartsheet Inc 'A'	Goldman Sachs	(1,409)
3,860	Smartsheet Inc 'A'	HSBC	(14,707)
(3,273)	Smartsheet Inc 'A'	HSBC	(10,290)
1,264	Smartsheet Inc 'A'	Morgan Stanley	417
(804)	Smartsheet Inc 'A'	Morgan Stanley	(265)
(125,050)	Smith Micro Software Inc	Barclays Bank	(16,257)
(40,607)	Smith Micro Software Inc	Goldman Sachs	(6,903)
(41,062)	Smith Micro Software Inc	HSBC	(2,053)
(870)	Smith-Midland Corp	Goldman Sachs	339
(16,836)	Snap Inc 'A'	Bank of America Merrill Lynch	(152,197)
(5,443)	Snap Inc 'A'	Barclays Bank	(44,034)
(4,919)	Snap Inc 'A'	Goldman Sachs	(44,468)
(4,803)	Snap Inc 'A'	Morgan Stanley	(38,856)
(20,844)	Snap One Holdings Corp	Goldman Sachs	(14,174)
(1,044)	Snap One Holdings Corp	HSBC	(418)
1,758	Snap-on Inc	Bank of America Merrill Lynch	13,843
16,878	Snap-on Inc	Barclays Bank	137,342
7,372	Snap-on Inc	Goldman Sachs	28,127
2,562	Snap-on Inc	HSBC	4,368
1,032	Snap-on Inc	Morgan Stanley	8,514
(39)	Snowflake Inc 'A'	Bank of America Merrill Lynch	840
(8,238)	Snowflake Inc 'A'	Barclays Bank	(90,288)

保有高	銘柄	取引相手	未実現評価益/(損) (米ドル)
	米国(続き)		
(2,800)	Snowflake Inc 'A'	Goldman Sachs	(45,071)
(579)	Snowflake Inc 'A'	HSBC	8,917
(1,305)	Snowflake Inc 'A'	Morgan Stanley	8,920
(7,956)	SoFi Technologies Inc	Bank of America Merrill Lynch	(5,012)
(30,925)	SoFi Technologies Inc	Barclays Bank	(8,350)
(16,640)	SoFi Technologies Inc	Goldman Sachs	(10,483)
(2,632)	SolarEdge Technologies Inc	Barclays Bank	(58,878)
388	SolarEdge Technologies Inc	Goldman Sachs	14,149
709	SolarEdge Technologies Inc	Morgan Stanley	15,860
(12,146)	Solaris Oilfield Infrastructure Inc 'A'	Morgan Stanley	(14,211)
21,007	SolarWinds Corp	Bank of America Merrill Lynch	13,234
12,706	SolarWinds Corp	Barclays Bank	5,254
16,839	SolarWinds Corp	Goldman Sachs	9,790
2,347	SolarWinds Corp	HSBC	2,324
7,795	SolarWinds Corp	Morgan Stanley	3,352
(31,398)	Soleno Therapeutics Inc	Bank of America Merrill Lynch	414
(113,435)	Soleno Therapeutics Inc	Barclays Bank	(4,106)
7,659	Solid Biosciences Inc	Bank of America Merrill Lynch	370
67,855	Solid Biosciences Inc	Barclays Bank	4,404
92,554	Solid Biosciences Inc	Goldman Sachs	4,470
53,725	Solid Biosciences Inc	HSBC	3,992
57,188	Solid Biosciences Inc	Morgan Stanley	3,712
755	Sonic Automotive Inc 'A'	Bank of America Merrill Lynch	15
18,057	Sonic Automotive Inc 'A'	Barclays Bank	57,060
1,360	Sonic Automotive Inc 'A'	Morgan Stanley	4,298
(7,903)	Sonida Senior Living Inc	Bank of America Merrill Lynch	(11,143)
19,022	Sonoco Products Co	Bank of America Merrill Lynch	9,321
18,761	Sonoco Products Co	Barclays Bank	25,890
19,606	Sonoco Products Co	Goldman Sachs	5,424
41,632	Sonoco Products Co	HSBC	(21,365)
4,424	Sonoco Products Co	Morgan Stanley	6,105
5,066	Sonos Inc	Bank of America Merrill Lynch	4,063
25,767	Sonos Inc	Barclays Bank	19,841
3,342	Sonos Inc	Goldman Sachs	-
14,124	Sonos Inc	HSBC	13,593
10,739	Sonos Inc	Morgan Stanley	8,269
38,997	Sorrento Therapeutics Inc	Bank of America Merrill Lynch	7,214
126,639	Sorrento Therapeutics Inc	Barclays Bank	5,699
14,450	Sorrento Therapeutics Inc	Goldman Sachs	2,673
180,722	Sorrento Therapeutics Inc	HSBC	47,891
(21,955)	Sotera Health Co	Bank of America Merrill Lynch	(26,127)
(8,982)	Sotera Health Co	Barclays Bank	(3,952)
(14,089)	Sotera Health Co	Goldman Sachs	(16,766)
(12,566)	Sotera Health Co	Morgan Stanley	(5,529)
9,183	South Jersey Industries Inc	Bank of America Merrill Lynch	6,192
(21,595)	South Jersey Industries Inc	Barclays Bank	(1,080)
3,551	South Jersey Industries Inc	Barclays Bank	178
(55,006)	South Jersey Industries Inc	Goldman Sachs	(61,057)
4,393	South Jersey Industries Inc	HSBC	4,022
(61,835)	South Jersey Industries Inc	HSBC	(55,328)
53,277	South Plains Financial Inc	Barclays Bank	46,884
4,077	South Plains Financial Inc	Goldman Sachs	3,262
4,138	South Plains Financial Inc	HSBC	1,697
21,612	South Plains Financial Inc	Morgan Stanley	19,019
24,789	South State Corp	Barclays Bank	95,704
(3,475)	South State Corp	Barclays Bank	(13,622)
15,133	South State Corp	Goldman Sachs	82,056
(4,156)	South State Corp	Goldman Sachs	(22,983)
15,129	South State Corp	HSBC	34,855
(2,451)	South State Corp	HSBC	(12,326)
2,489	South State Corp	Morgan Stanley	10,689
(61,501)	Southern Co	Barclays Bank	(84,257)

保有高	銘柄	取引相手	未実現評価益/(損) (米ドル)
	米国(続き)		
(51,459)	Southern Co	Goldman Sachs	(66,059)
(9,800)	Southern Co	Morgan Stanley	(13,426)
1,387	Southern Copper Corp	Bank of America Merrill Lynch	3,445
3,474	Southern Copper Corp	Barclays Bank	10,596
(30,405)	Southern Copper Corp	Goldman Sachs	(291,280)
13,339	Southern Copper Corp	HSBC	74,943
12,973	Southern First Bancshares Inc	Barclays Bank	27,632
11,337	Southern First Bancshares Inc	Goldman Sachs	29,249
467	Southern First Bancshares Inc	HSBC	(89)
3,410	Southern First Bancshares Inc	Morgan Stanley	7,263
160	Southern Missouri Bancorp Inc	Bank of America Merrill Lynch	267
10,488	Southern Missouri Bancorp Inc	Barclays Bank	7,027
6,142	Southern Missouri Bancorp Inc	Goldman Sachs	10,257
5,902	Southern Missouri Bancorp Inc	HSBC	12,512
12,152	Southern Missouri Bancorp Inc	Morgan Stanley	8,142
(9,643)	Southside Bancshares Inc	Barclays Bank	(11,379)
(32,647)	Southside Bancshares Inc	Goldman Sachs	(62,356)
(682)	Southside Bancshares Inc	HSBC	(681)
(32,529)	Southside Bancshares Inc	Morgan Stanley	(38,384)
(3,409)	Southwest Airlines Co	Bank of America Merrill Lynch	(3,942)
(2,947)	Southwest Airlines Co	Barclays Bank	(10,554)
(69,149)	Southwest Airlines Co	Goldman Sachs	(146,573)
(32,235)	Southwest Airlines Co	HSBC	(39,772)
(11,468)	Southwest Airlines Co	Morgan Stanley	(22,363)
(2,926)	Southwest Gas Holdings Inc	Bank of America Merrill Lynch	(2,985)
2,160	Southwest Gas Holdings Inc	Bank of America Merrill Lynch	(403)
(3,455)	Southwest Gas Holdings Inc	Barclays Bank	69
(7,348)	Southwest Gas Holdings Inc	Goldman Sachs	(7,238)
(2,075)	Southwest Gas Holdings Inc	HSBC	(4,311)
(4,418)	Southwest Gas Holdings Inc	Morgan Stanley	88
(9,705)	Southwestern Energy Co	Bank of America Merrill Lynch	(24,651)
(75,774)	Southwestern Energy Co	Barclays Bank	(121,238)
(117,861)	Southwestern Energy Co	Goldman Sachs	(299,367)
(34,402)	Southwestern Energy Co	HSBC	(94,262)
23,358	Sovos Brands Inc	Barclays Bank	1,985
3,536	Sovos Brands Inc	Goldman Sachs	(1,503)
13,142	Sovos Brands Inc	HSBC	(2,037)
2,995	SP Plus Corp	Barclays Bank	1,145
1,789	SP Plus Corp	Goldman Sachs	1,766
4,726	SP Plus Corp	Morgan Stanley	2,316
963	SpartanNash Co	Bank of America Merrill Lynch	39
11,694	SpartanNash Co	Barclays Bank	25,376
3,356	SpartanNash Co	Goldman Sachs	(340)
3,826	SpartanNash Co	HSBC	6,466
2,807	SpartanNash Co	Morgan Stanley	6,091
(1,314)	Spectrum Brands Holdings Inc	Barclays Bank	(4,625)
(12,945)	Spectrum Brands Holdings Inc	Goldman Sachs	(2,918)
(19,638)	Spectrum Brands Holdings Inc	HSBC	(31,009)
(781)	Spectrum Brands Holdings Inc	Morgan Stanley	(2,749)
(11,106)	Spero Therapeutics Inc	Barclays Bank	1,333
(8,996)	Spero Therapeutics Inc	Morgan Stanley	1,080
10	Spire Global Inc	Barclays Bank	1
(20,013)	Spire Inc	Bank of America Merrill Lynch	(48,431)
(9,438)	Spire Inc	Barclays Bank	(21,707)
(13,117)	Spire Inc	Goldman Sachs	(31,743)
(46,448)	Spire Inc	HSBC	(104,972)
(9,965)	Spire Inc	Morgan Stanley	(22,920)
2,027	Spirit AeroSystems Holdings Inc 'A'	Bank of America Merrill Lynch	6,062
(10,557)	Spirit AeroSystems Holdings Inc 'A'	Barclays Bank	(15,836)
7,373	Spirit AeroSystems Holdings Inc 'A'	Barclays Bank	11,059
(10,625)	Spirit AeroSystems Holdings Inc 'A'	Goldman Sachs	(15,831)
(1,659)	Spirit AeroSystems Holdings Inc 'A'	HSBC	(3,996)

保有高	銘柄	取引相手	未実現評価益/(損) (米ドル)
	米国(続き)		
(3,097)	Spirit AeroSystems Holdings Inc 'A'	Morgan Stanley	(4,646)
6,460	Spirit AeroSystems Holdings Inc 'A'	Morgan Stanley	9,690
(2,548)	Spirit Realty Capital Inc (REIT)	Bank of America Merrill Lynch	(4,031)
(66,823)	Spirit Realty Capital Inc (REIT)	Barclays Bank	(117,608)
15,804	Spirit Realty Capital Inc (REIT)	Barclays Bank	27,815
(14,192)	Spirit Realty Capital Inc (REIT)	Goldman Sachs	5,436
6,492	Spirit Realty Capital Inc (REIT)	Goldman Sachs	(2,792)
(7,898)	Spirit Realty Capital Inc (REIT)	HSBC	(12,154)
9,177	Spirit Realty Capital Inc (REIT)	HSBC	18,813
(34,221)	Spirit Realty Capital Inc (REIT)	Morgan Stanley	(60,229)
1,793	Splunk Inc	Bank of America Merrill Lynch	19,084
745	Splunk Inc	Barclays Bank	4,992
10,951	Splunk Inc	HSBC	115,531
2,060	Splunk Inc	Morgan Stanley	16,566
23,144	Spok Holdings Inc	Bank of America Merrill Lynch	(694)
35,217	Spok Holdings Inc	Barclays Bank	(14,791)
22,526	Spok Holdings Inc	Goldman Sachs	(676)
3,541	Spok Holdings Inc	HSBC	(865)
9,756	Sportsman's Warehouse Holdings Inc	Bank of America Merrill Lynch	878
11,878	Sportsman's Warehouse Holdings Inc	Barclays Bank	1,069
17,495	Sportsman's Warehouse Holdings Inc	HSBC	875
5,502	Sportsman's Warehouse Holdings Inc	Morgan Stanley	495
430	Spotify Technology SA	Bank of America Merrill Lynch	4,730
5,976	Spotify Technology SA	Barclays Bank	17,808
4,136	Spotify Technology SA	Goldman Sachs	45,496
(4,301)	SpringWorks Therapeutics Inc	Barclays Bank	80,902
(7,102)	SpringWorks Therapeutics Inc	Goldman Sachs	129,683
(667)	SpringWorks Therapeutics Inc	Morgan Stanley	12,546
(1,806)	Sprout Social Inc 'A'	Bank of America Merrill Lynch	(11,134)
(7,096)	Sprout Social Inc 'A'	Barclays Bank	(38,601)
(4,450)	Sprout Social Inc 'A'	Goldman Sachs	(42,587)
(18,945)	Sprout Social Inc 'A'	HSBC	(138,044)
(7,040)	Sprout Social Inc 'A'	Morgan Stanley	(61,676)
(13,839)	Sprouts Farmers Market Inc	Bank of America Merrill Lynch	(26,156)
(491)	Sprouts Farmers Market Inc	HSBC	(746)
2,753	Spruce Biosciences Inc	Bank of America Merrill Lynch	385
11,281	Spruce Biosciences Inc	Barclays Bank	1,805
5,218	Spruce Biosciences Inc	Goldman Sachs	731
2,344	Spruce Biosciences Inc	Morgan Stanley	375
1,327	SPS Commerce Inc	Bank of America Merrill Lynch	3,238
935	SPS Commerce Inc	Barclays Bank	4,909
6,227	SPS Commerce Inc	Goldman Sachs	15,194
435	SPS Commerce Inc	HSBC	(3,297)
652	SPS Commerce Inc	Morgan Stanley	3,423
27,969	SPX Corp	Barclays Bank	58,455
6,062	SPX Corp	Goldman Sachs	23,278
8,044	SPX Corp	HSBC	39,496
1,794	SQZ Biotechnologies Co	Barclays Bank	520
14,396	SQZ Biotechnologies Co	Goldman Sachs	9,213
(1,319)	SS&C Technologies Holdings Inc	Bank of America Merrill Lynch	(5,988)
(20,147)	SS&C Technologies Holdings Inc	Barclays Bank	(40,899)
(21,343)	SS&C Technologies Holdings Inc	Goldman Sachs	(96,897)
(28,285)	SS&C Technologies Holdings Inc	HSBC	(112,825)
(16,810)	SS&C Technologies Holdings Inc	Morgan Stanley	(34,124)
16,872	SSR Mining Inc	Barclays Bank	(8,423)
68,042	SSR Mining Inc	Goldman Sachs	3,798
7,624	SSR Mining Inc	HSBC	(4,417)
(733)	St Joe Co	Bank of America Merrill Lynch	(1,312)
(6,763)	St Joe Co	Barclays Bank	(16,096)
(19,327)	St Joe Co	Goldman Sachs	(34,595)
(5,147)	St Joe Co	HSBC	(7,051)
(1,802)	STAAR Surgical Co	Bank of America Merrill Lynch	(19,642)

保有高	銘柄	取引相手	未実現評価益/(損) (米ドル)
	米国(続き)		
594	STAAR Surgical Co	Bank of America Merrill Lynch	6,475
(6,793)	STAAR Surgical Co	Barclays Bank	(33,693)
(1,018)	STAAR Surgical Co	Goldman Sachs	(11,096)
(4,899)	STAAR Surgical Co	HSBC	(55,758)
(2,079)	STAAR Surgical Co	Morgan Stanley	(10,312)
(6,737)	STAG Industrial Inc (REIT)	Bank of America Merrill Lynch	10,847
(53,748)	STAG Industrial Inc (REIT)	Barclays Bank	(25,262)
22,348	STAG Industrial Inc (REIT)	Barclays Bank	10,504
(10,513)	STAG Industrial Inc (REIT)	Goldman Sachs	16,926
2,355	STAG Industrial Inc (REIT)	Goldman Sachs	(3,792)
(67,621)	STAG Industrial Inc (REIT)	HSBC	87,085
64,032	STAG Industrial Inc (REIT)	HSBC	(73,413)
(25,494)	STAG Industrial Inc (REIT)	Morgan Stanley	(11,982)
21,348	STAG Industrial Inc (REIT)	Morgan Stanley	7,419
7,607	Stagwell Inc	Bank of America Merrill Lynch	4,336
6,533	Stagwell Inc	Barclays Bank	(131)
6,029	Stagwell Inc	HSBC	8,561
(16,332)	Standard BioTools Inc	Goldman Sachs	2,123
2,846	Standard Motor Products Inc	Bank of America Merrill Lynch	989
4,997	Standard Motor Products Inc	Barclays Bank	2,898
12,909	Standard Motor Products Inc	Goldman Sachs	1,133
8,229	Standard Motor Products Inc	HSBC	(11,676)
(1,522)	Standex International Corp	Bank of America Merrill Lynch	(3,390)
(9,185)	Standex International Corp	Barclays Bank	(15,949)
(1,892)	Standex International Corp	Goldman Sachs	(1,823)
(3,514)	Standex International Corp	HSBC	(4,489)
2,619	Stanley Black & Decker Inc	Bank of America Merrill Lynch	2,619
3,158	Stanley Black & Decker Inc	Barclays Bank	(884)
5,522	Stanley Black & Decker Inc	Goldman Sachs	(5,522)
9,281	Stanley Black & Decker Inc	HSBC	(43,356)
1,500	Stanley Black & Decker Inc	Morgan Stanley	(420)
(14,118)	Starbucks Corp	Barclays Bank	(51,390)
(45,662)	Starbucks Corp	Goldman Sachs	(212,742)
(16,691)	Starbucks Corp	HSBC	(59,587)
(1,384)	Starbucks Corp	Morgan Stanley	(5,038)
4,388	Starry Group Holdings Inc 'A'	Bank of America Merrill Lynch	4,651
28,403	Starry Group Holdings Inc 'A'	Barclays Bank	28,687
10,964	Starry Group Holdings Inc 'A'	Goldman Sachs	11,622
4,669	Starry Group Holdings Inc 'A'	HSBC	5,883
4,603	Starry Group Holdings Inc 'A'	Morgan Stanley	4,649
14,771	StarTek Inc	Bank of America Merrill Lynch	8,567
13,568	StarTek Inc	Barclays Bank	2,578
10,982	StarTek Inc	Goldman Sachs	6,370
2,281	StarTek Inc	HSBC	(867)
4,338	StarTek Inc	Morgan Stanley	824
(29,534)	Starwood Property Trust Inc (REIT)	Bank of America Merrill Lynch	(12,109)
(117,293)	Starwood Property Trust Inc (REIT)	Barclays Bank	(79,760)
(68,853)	Starwood Property Trust Inc (REIT)	Goldman Sachs	(28,230)
(81,040)	Starwood Property Trust Inc (REIT)	HSBC	(87,523)
(7,355)	Starwood Property Trust Inc (REIT)	Morgan Stanley	(5,002)
(420)	State Street Corp	Barclays Bank	(22)
6,481	State Street Corp	Barclays Bank	14,971
13,584	State Street Corp	Goldman Sachs	56,207
(2,188)	State Street Corp	HSBC	(6,105)
3,357	State Street Corp	HSBC	9,366
(261)	State Street Corp	Morgan Stanley	(603)
1,760	Steel Dynamics Inc	Bank of America Merrill Lynch	17,882
(8,345)	Steel Dynamics Inc	Bank of America Merrill Lynch	(83,553)
(11,975)	Steel Dynamics Inc	Barclays Bank	(85,502)
6,116	Steel Dynamics Inc	Goldman Sachs	62,139
14,518	Steel Dynamics Inc	HSBC	121,177
14,204	Steel Dynamics Inc	Morgan Stanley	101,417

保有高	銘柄	取引相手	未実現評価益/(損) (米ドル)
	米国(続き)		
72,807	Steelcase Inc 'A'	Barclays Bank	33,127
58,134	Steelcase Inc 'A'	Goldman Sachs	30,520
21,895	Steelcase Inc 'A'	HSBC	16,312
2,484	Steelcase Inc 'A'	Morgan Stanley	1,130
(2,151)	Stem Inc	Bank of America Merrill Lynch	(3,377)
(48,072)	Stem Inc	Goldman Sachs	(75,473)
(20,982)	Stem Inc	HSBC	(30,004)
18,373	Stepan Co	Barclays Bank	59,345
14,119	Stepan Co	Goldman Sachs	62,406
14,124	Stepan Co	HSBC	78,812
(5,906)	StepStone Group Inc 'A'	Bank of America Merrill Lynch	(18,072)
(8,833)	StepStone Group Inc 'A'	Barclays Bank	(4,505)
(9,337)	StepStone Group Inc 'A'	Goldman Sachs	(28,571)
(5,931)	StepStone Group Inc 'A'	HSBC	(20,401)
(1,980)	StepStone Group Inc 'A'	Morgan Stanley	(1,010)
(7,056)	Stereotaxis Inc	Goldman Sachs	(2,328)
(6,942)	Stereotaxis Inc	HSBC	(764)
(4,796)	Stericycle Inc	Bank of America Merrill Lynch	(237)
(47,663)	Stericycle Inc	Barclays Bank	(17,159)
(16,549)	Stericycle Inc	Goldman Sachs	(49,668)
(2,468)	Stericycle Inc	HSBC	(3,982)
(5,472)	Stericycle Inc	Morgan Stanley	(1,253)
(2,389)	STERIS Plc	Barclays Bank	(4,300)
1,092	STERIS Plc	Barclays Bank	1,966
(2,689)	STERIS Plc	Goldman Sachs	(25,064)
(5,356)	STERIS Plc	HSBC	(29,636)
1,564	STERIS Plc	HSBC	18,714
(3,714)	STERIS Plc	Morgan Stanley	(3,370)
(18,459)	Sterling Bancorp Inc	Bank of America Merrill Lynch	1,846
(23,473)	Sterling Bancorp Inc	Barclays Bank	(3,521)
(31,754)	Sterling Bancorp Inc	Goldman Sachs	3,175
(10,178)	Sterling Bancorp Inc	HSBC	1,018
(38,554)	Sterling Bancorp Inc	Morgan Stanley	(5,783)
3,738	Sterling Check Corp	Barclays Bank	(1,832)
2,470	Sterling Check Corp	HSBC	(14,079)
(1,163)	Sterling Construction Co Inc	Bank of America Merrill Lynch	(670)
(8,928)	Sterling Construction Co Inc	Barclays Bank	(5,625)
(14,170)	Sterling Construction Co Inc	Goldman Sachs	(20,830)
(11,159)	Sterling Construction Co Inc	HSBC	(22,318)
(1,027)	Sterling Construction Co Inc	Morgan Stanley	(647)
11,161	Steven Madden Ltd	Bank of America Merrill Lynch	3,567
21,787	Steven Madden Ltd	Barclays Bank	73,858
12,093	Steven Madden Ltd	Goldman Sachs	(4,084)
13,667	Steven Madden Ltd	HSBC	(17,381)
8,925	Steven Madden Ltd	Morgan Stanley	30,256
(1,615)	Stewart Information Services Corp	Bank of America Merrill Lynch	1,393
(686)	Stewart Information Services Corp	Barclays Bank	664
(843)	Stewart Information Services Corp	HSBC	327
(944)	Stewart Information Services Corp	Morgan Stanley	1,021
3,494	Stifel Financial Corp	Bank of America Merrill Lynch	7,442
66,285	Stifel Financial Corp	Barclays Bank	116,662
13,646	Stifel Financial Corp	Goldman Sachs	29,066
38,851	Stifel Financial Corp	HSBC	151,908
13,605	Stifel Financial Corp	Morgan Stanley	23,945
25,047	Stitch Fix Inc 'A'	Barclays Bank	5,214
19,248	Stitch Fix Inc 'A'	Goldman Sachs	12,512
16,085	Stitch Fix Inc 'A'	HSBC	(2,972)
(883)	Stock Yards Bancorp Inc	Bank of America Merrill Lynch	(5,510)
(11,519)	Stock Yards Bancorp Inc	Barclays Bank	(26,724)
(10,133)	Stock Yards Bancorp Inc	Goldman Sachs	(63,230)
(8,249)	Stock Yards Bancorp Inc	HSBC	(29,531)
(15,124)	Stock Yards Bancorp Inc	Morgan Stanley	(35,088)

保有高	銘柄	取引相手	未実現評価益/(損) (米ドル)
	米国(続き)		
2,779	Stoke Therapeutics Inc	Bank of America Merrill Lynch	(10,477)
1,926	Stoke Therapeutics Inc	Barclays Bank	(2,215)
6,297	Stoke Therapeutics Inc	Goldman Sachs	(23,740)
3,531	Stoke Therapeutics Inc	HSBC	(1,977)
1,392	Stoke Therapeutics Inc	Morgan Stanley	(1,601)
38,139	StoneCo Ltd 'A'	Barclays Bank	17,544
33,106	StoneCo Ltd 'A'	Goldman Sachs	56,280
11,075	StoneCo Ltd 'A'	HSBC	21,509
7,747	StoneCo Ltd 'A'	Morgan Stanley	3,564
(6,536)	StoneMor Inc	Barclays Bank	(7,255)
(8,109)	StoneMor Inc	Goldman Sachs	(8,352)
(4,274)	StoneMor Inc	Morgan Stanley	(4,744)
(1,963)	Stoneridge Inc	Barclays Bank	(1,139)
(1,252)	StoneX Group Inc	Bank of America Merrill Lynch	(4,382)
(1,298)	StoneX Group Inc	Barclays Bank	(3,076)
(6,362)	StoneX Group Inc	Goldman Sachs	(22,267)
(4,259)	StoneX Group Inc	HSBC	(5,111)
(8,084)	StoneX Group Inc	Morgan Stanley	(19,159)
1,501	STORE Capital Corp (REIT)	Bank of America Merrill Lynch	1,493
44,017	STORE Capital Corp (REIT)	Barclays Bank	46,218
94,512	STORE Capital Corp (REIT)	Goldman Sachs	(15,290)
63,814	STORE Capital Corp (REIT)	HSBC	38,927
17,942	STORE Capital Corp (REIT)	Morgan Stanley	11,221
1,487	Strategic Education Inc	Bank of America Merrill Lynch	3,788
1,270	Strategic Education Inc	Barclays Bank	3,823
2,295	Strategic Education Inc	Goldman Sachs	6,013
2,003	Strategic Education Inc	HSBC	5,097
1,186	Strategic Education Inc	Morgan Stanley	3,570
841	Strattec Security Corp	Bank of America Merrill Lynch	463
1,531	Strattec Security Corp	Barclays Bank	1,608
2,386	Strattec Security Corp	HSBC	(2,386)
(22,193)	Stratus Properties Inc	Bank of America Merrill Lynch	26,632
(6,172)	Stratus Properties Inc	Goldman Sachs	7,406
(5,636)	Stratus Properties Inc	Morgan Stanley	(3,382)
(7,293)	Stride Inc	Barclays Bank	(16,045)
(17,632)	Stronghold Digital Mining Inc 'A'	Barclays Bank	(2,292)
(1,976)	Stronghold Digital Mining Inc 'A'	HSBC	(1,186)
(1,382)	Stryker Corp	Bank of America Merrill Lynch	1,285
13,646	Stryker Corp	Barclays Bank	(1,774)
(10,682)	Stryker Corp	Barclays Bank	1,389
(1,190)	Stryker Corp	Goldman Sachs	1,107
(5,160)	Stryker Corp	HSBC	(20,176)
(381)	Stryker Corp	Morgan Stanley	50
1,260	Summit Financial Group Inc	Bank of America Merrill Lynch	1,128
13,050	Summit Financial Group Inc	Barclays Bank	3,589
10,825	Summit Financial Group Inc	Goldman Sachs	9,688
4,439	Summit Financial Group Inc	HSBC	2,064
6,775	Summit Financial Group Inc	Morgan Stanley	1,863
(56,873)	Summit Hotel Properties Inc (REIT)	Bank of America Merrill Lynch	(4,145)
(2,959)	Summit Hotel Properties Inc (REIT)	Barclays Bank	(1,302)
(111,415)	Summit Hotel Properties Inc (REIT)	Goldman Sachs	6,329
(22,269)	Summit Hotel Properties Inc (REIT)	HSBC	1,404
(44,250)	Summit Hotel Properties Inc (REIT)	Morgan Stanley	(19,494)
4,204	Summit Materials Inc 'A'	Bank of America Merrill Lynch	6,684
24,091	Summit Materials Inc 'A'	Barclays Bank	24,152
12,484	Summit Materials Inc 'A'	Goldman Sachs	19,850
24,507	Summit Materials Inc 'A'	HSBC	20,096
11,278	Summit Materials Inc 'A'	Morgan Stanley	11,504
(7,228)	Summit Therapeutics Inc	HSBC	(289)
(3,818)	Summit Therapeutics Inc	Morgan Stanley	(590)
7,881	Sumo Logic Inc	Bank of America Merrill Lynch	5,359
31,339	Sumo Logic Inc	Barclays Bank	23,818

保有高	銘柄	取引相手	未実現評価益/(損) (米ドル)
	米国(続き)		
19,366	Sumo Logic Inc	Goldman Sachs	13,169
34,878	Sumo Logic Inc	HSBC	27,233
12,335	Sumo Logic Inc	Morgan Stanley	9,375
10,200	Sun Communities Inc (REIT)	Barclays Bank	58,242
17,298	Sun Communities Inc (REIT)	Goldman Sachs	63,656
12,437	Sun Communities Inc (REIT)	HSBC	75,550
5,805	Sun Communities Inc (REIT)	Morgan Stanley	33,146
(7,627)	Sun Country Airlines Holdings Inc	Bank of America Merrill Lynch	5,644
(4,565)	Sun Country Airlines Holdings Inc	Barclays Bank	5,295
(9,440)	Sun Country Airlines Holdings Inc	Goldman Sachs	6,986
(11,053)	Sun Country Airlines Holdings Inc	HSBC	13,330
(5,829)	Sun Country Airlines Holdings Inc	Morgan Stanley	6,762
4,629	SunCoke Energy Inc	Bank of America Merrill Lynch	1,662
26,988	SunCoke Energy Inc	Barclays Bank	5,128
32,179	SunCoke Energy Inc	Goldman Sachs	15,213
43,860	SunCoke Energy Inc	HSBC	24,123
13,388	SunCoke Energy Inc	Morgan Stanley	2,544
(6,443)	Sunlight Financial Holdings Inc	Barclays Bank	(1,868)
(15,595)	Sunlight Financial Holdings Inc	Goldman Sachs	(21,989)
(16,260)	Sunlight Financial Holdings Inc	HSBC	(13,496)
10,694	Sunnova Energy International Inc	Goldman Sachs	49,085
44,306	Sunnova Energy International Inc	HSBC	188,140
11,411	SunOpta Inc	Bank of America Merrill Lynch	6,276
7,455	SunOpta Inc	Barclays Bank	9,021
6,717	SunOpta Inc	Goldman Sachs	3,694
5,788	SunOpta Inc	HSBC	11,686
1,600	SunPower Corp	Bank of America Merrill Lynch	4,544
19,579	SunPower Corp	Barclays Bank	28,585
(6,540)	SunPower Corp	Goldman Sachs	(18,574)
3,330	SunPower Corp	Goldman Sachs	9,457
2,697	Sunrun Inc	Barclays Bank	8,037
(16,458)	Sunrun Inc	Barclays Bank	(49,045)
2,206	Sunrun Inc	Goldman Sachs	12,508
(14,183)	Sunrun Inc	Goldman Sachs	(80,418)
(1,371)	Sunrun Inc	HSBC	(8,202)
3,911	Sunrun Inc	HSBC	20,337
(7,646)	Sunstone Hotel Investors Inc (REIT)	Bank of America Merrill Lynch	(2,408)
(31,139)	Sunstone Hotel Investors Inc (REIT)	Barclays Bank	(21,642)
(19,141)	Sunstone Hotel Investors Inc (REIT)	Goldman Sachs	(6,029)
(42,340)	Sunstone Hotel Investors Inc (REIT)	HSBC	(28,143)
(19,321)	Sunworks Inc	Barclays Bank	(1,546)
6,540	Super Micro Computer Inc	Barclays Bank	(2,943)
2,171	Super Micro Computer Inc	Goldman Sachs	(8,054)
1,319	Super Micro Computer Inc	HSBC	13
(6,506)	Superior Group of Cos Inc	Barclays Bank	(2,798)
(5,689)	Superior Group of Cos Inc	Goldman Sachs	(8,249)
(3,069)	Superior Group of Cos Inc	HSBC	(8,348)
(3,498)	Superior Group of Cos Inc	Morgan Stanley	(1,504)
(22,177)	Superior Industries International Inc	Barclays Bank	(2,439)
(21,793)	Superior Industries International Inc	Morgan Stanley	(2,397)
3,527	Supernus Pharmaceuticals Inc	Bank of America Merrill Lynch	2,434
18,379	Supernus Pharmaceuticals Inc	Barclays Bank	18,011
10,719	Supernus Pharmaceuticals Inc	Goldman Sachs	7,396
7,276	Supernus Pharmaceuticals Inc	HSBC	14,264
30,473	Surface Oncology Inc	Barclays Bank	(762)
21,123	Surface Oncology Inc	Goldman Sachs	(739)
4,563	Surface Oncology Inc	HSBC	(707)
7,799	Surface Oncology Inc	Morgan Stanley	(195)
(2,542)	Surgery Partners Inc	Bank of America Merrill Lynch	11,159
(1,107)	Surgery Partners Inc	Goldman Sachs	4,860
(8,311)	Surgery Partners Inc	HSBC	64,493
(5,556)	Surgery Partners Inc	Morgan Stanley	1,111

保有高	銘柄	取引相手	未実現評価益/(損) (米ドル)
	米国(続き)		
3,971	Surmodics Inc	Barclays Bank	6,790
1,153	Surmodics Inc	Goldman Sachs	3,782
911	Surmodics Inc	HSBC	4,509
3,656	Sutro Biopharma Inc	Bank of America Merrill Lynch	(1,024)
10,634	Sutro Biopharma Inc	Barclays Bank	(1,701)
13,657	Sutro Biopharma Inc	Goldman Sachs	(3,824)
12,557	Sutro Biopharma Inc	HSBC	(8,598)
8,852	Sutro Biopharma Inc	Morgan Stanley	(1,416)
(2,777)	SVB Financial Group	Barclays Bank	(102,749)
(1,369)	SVB Financial Group	Goldman Sachs	(72,352)
(1,204)	SVB Financial Group	HSBC	(47,724)
(1,644)	SVB Financial Group	Morgan Stanley	(60,828)
344	SVB Financial Group	Morgan Stanley	12,728
2,076	Sweetgreen Inc 'A'	Bank of America Merrill Lynch	(6,892)
1,092	Sweetgreen Inc 'A'	Barclays Bank	(1,421)
(3,748)	SWK Holdings Corp	Bank of America Merrill Lynch	1,274
(5,829)	SWK Holdings Corp	Goldman Sachs	1,982
(6,033)	Sylvamo Corp	Bank of America Merrill Lynch	(17,254)
(2,349)	Sylvamo Corp	Goldman Sachs	(2,519)
(796)	Synaptics Inc	Bank of America Merrill Lynch	(3,216)
327	Synaptics Inc	Bank of America Merrill Lynch	1,321
(1,480)	Synaptics Inc	Barclays Bank	(12,520)
2,087	Synaptics Inc	Goldman Sachs	8,431
(632)	Synaptics Inc	Goldman Sachs	(2,553)
(4,108)	Synaptics Inc	HSBC	16,286
2,544	Synaptics Inc	HSBC	5,969
(1,309)	Synaptics Inc	Morgan Stanley	(11,074)
737	Synaptics Inc	Morgan Stanley	6,235
598	Synchronoss Technologies Inc	Bank of America Merrill Lynch	99
23,494	Synchronoss Technologies Inc	Barclays Bank	1,762
10,048	Synchronoss Technologies Inc	Goldman Sachs	1,658
8,154	Synchrony Financial	Bank of America Merrill Lynch	26,012
16,577	Synchrony Financial	Barclays Bank	37,299
33,029	Synchrony Financial	Goldman Sachs	106,759
22,114	Synchrony Financial	HSBC	13,938
5,735	Synchrony Financial	Morgan Stanley	12,904
(1,810)	Syndax Pharmaceuticals Inc	Bank of America Merrill Lynch	(3,774)
(13,782)	Syndax Pharmaceuticals Inc	Barclays Bank	(24,808)
(10,091)	Syndax Pharmaceuticals Inc	Goldman Sachs	(22,199)
(1,549)	Syndax Pharmaceuticals Inc	HSBC	(4,020)
7,358	Syneos Health Inc	Bank of America Merrill Lynch	30,340
846	Syneos Health Inc	Barclays Bank	2,377
43,390	Syneos Health Inc	Goldman Sachs	187,445
2,559	Syneos Health Inc	HSBC	12,258
1,061	Syneos Health Inc	Morgan Stanley	2,981
(10,234)	Synlogic Inc	Goldman Sachs	(205)
(31,575)	Synlogic Inc	HSBC	4,736
(2,493)	Synopsys Inc	Barclays Bank	(27,573)
3,472	Synopsys Inc	Goldman Sachs	153,844
456	Synopsys Inc	HSBC	21,221
(699)	Synopsys Inc	HSBC	(38,885)
485	Synopsys Inc	Morgan Stanley	5,364
(12,088)	Synovus Financial Corp	Bank of America Merrill Lynch	(30,045)
(6,875)	Synovus Financial Corp	Barclays Bank	(5,167)
(11,166)	Synovus Financial Corp	Goldman Sachs	(26,582)
(18,198)	Synovus Financial Corp	HSBC	(22,465)
(13,326)	Synovus Financial Corp	Morgan Stanley	(14,525)
(1,237)	Syros Pharmaceuticals Inc	Bank of America Merrill Lynch	41
(18,387)	Syros Pharmaceuticals Inc	Barclays Bank	(395)
(4,362)	Syros Pharmaceuticals Inc	HSBC	620
(6,104)	Syros Pharmaceuticals Inc	Morgan Stanley	(131)
14,383	Sysco Corp	Barclays Bank	(992)

保有高	銘柄	取引相手	未実現評価益/(損) (米ドル)
	米国(続き)		
(22,981)	Sysco Corp	Goldman Sachs	22,062
(6,113)	Sysco Corp	HSBC	(15,283)
3,266	System1 Inc	HSBC	(2,580)
2,794	System1 Inc	Morgan Stanley	168
(9,441)	T Rowe Price Group Inc	Bank of America Merrill Lynch	(47,796)
(13,154)	T Rowe Price Group Inc	Barclays Bank	(72,610)
(8,945)	T Rowe Price Group Inc	Goldman Sachs	(51,344)
(6,205)	T Rowe Price Group Inc	Morgan Stanley	(34,251)
16,443	Tabula Rasa HealthCare Inc	Bank of America Merrill Lynch	12,401
5,927	Tabula Rasa HealthCare Inc	Goldman Sachs	3,556
9,836	Tactile Systems Technology Inc	Barclays Bank	11,168
14,506	Tactile Systems Technology Inc	Goldman Sachs	993
(702)	Take-Two Interactive Software Inc	Bank of America Merrill Lynch	(11,057)
2,657	Take-Two Interactive Software Inc	Barclays Bank	5,952
(253)	Take-Two Interactive Software Inc	Goldman Sachs	(3,985)
211	Take-Two Interactive Software Inc	Goldman Sachs	3,323
(2,676)	Take-Two Interactive Software Inc	HSBC	(52,744)
(2,157)	Take-Two Interactive Software Inc	Morgan Stanley	(4,832)
4,049	Talaris Therapeutics Inc	Bank of America Merrill Lynch	3,077
7,045	Talaris Therapeutics Inc	Barclays Bank	2,395
8,574	Talaris Therapeutics Inc	Goldman Sachs	6,516
4,562	Talaris Therapeutics Inc	Morgan Stanley	1,551
(2,170)	Talis Biomedical Corp	Barclays Bank	(119)
18,695	Talos Energy Inc	Barclays Bank	44,120
9,918	Talos Energy Inc	Goldman Sachs	37,788
(1,816)	Tandem Diabetes Care Inc	Bank of America Merrill Lynch	(1,887)
(1,765)	Tandem Diabetes Care Inc	Barclays Bank	(4,165)
3,597	Tandem Diabetes Care Inc	Barclays Bank	8,489
(3,547)	Tandem Diabetes Care Inc	Goldman Sachs	(5,462)
(2,430)	Tandem Diabetes Care Inc	HSBC	(7,527)
1,262	Tandem Diabetes Care Inc	HSBC	1,690
708	Tandem Diabetes Care Inc	Morgan Stanley	1,671
(3,540)	Tanger Factory Outlet Centers Inc (REIT)	Bank of America Merrill Lynch	1,805
(4,888)	Tanger Factory Outlet Centers Inc (REIT)	Barclays Bank	(6,697)
(2,484)	Tanger Factory Outlet Centers Inc (REIT)	Goldman Sachs	1,267
(21,355)	Tanger Factory Outlet Centers Inc (REIT)	HSBC	3,706
(2,643)	Tanger Factory Outlet Centers Inc (REIT)	Morgan Stanley	(3,621)
3,758	Tango Therapeutics Inc	Barclays Bank	3,044
2,321	Tango Therapeutics Inc	Goldman Sachs	3,041
1,934	Tango Therapeutics Inc	Morgan Stanley	1,567
15,821	Tapestry Inc	Barclays Bank	44,141
8,772	Tapestry Inc	Goldman Sachs	18,071
32,079	Tapestry Inc	HSBC	172,793
5,826	Tapestry Inc	Morgan Stanley	16,255
9,582	Targa Resources Corp	Bank of America Merrill Lynch	5,078
10,809	Targa Resources Corp	Barclays Bank	36,859
26,427	Targa Resources Corp	Goldman Sachs	14,006
15,077	Targa Resources Corp	HSBC	70,004
7,789	Targa Resources Corp	Morgan Stanley	26,560
4,943	Target Corp	Barclays Bank	47,997
(1,976)	Target Corp	Barclays Bank	(19,187)
4,629	Target Corp	Goldman Sachs	(257,558)
(2,715)	Target Corp	Goldman Sachs	150,046
1,404	Target Corp	HSBC	(85,068)
(3,625)	Target Corp	HSBC	151,208
3,232	Target Corp	Morgan Stanley	31,383
(59)	Target Corp	Morgan Stanley	(573)
29,971	Target Hospitality Corp	Morgan Stanley	8,692
1,501	Tarsus Pharmaceuticals Inc	Bank of America Merrill Lynch	1,246
1,224	Tarsus Pharmaceuticals Inc	Barclays Bank	(147)
548	Tarsus Pharmaceuticals Inc	Goldman Sachs	455
1,149	Tarsus Pharmaceuticals Inc	Morgan Stanley	(138)

保有高	銘柄	取引相手	未実現評価益/(損) (米ドル)
米国(続き)			
(1,488)	Taylor Morrison Home Corp	Bank of America Merrill Lynch	(2,751)
(41,034)	Taylor Morrison Home Corp	Barclays Bank	(95,199)
(6,750)	Taylor Morrison Home Corp	Goldman Sachs	(10,594)
(2,794)	Taylor Morrison Home Corp	HSBC	(7,621)
(927)	Taylor Morrison Home Corp	Morgan Stanley	(2,151)
11,697	Taysha Gene Therapies Inc	Bank of America Merrill Lynch	(7,837)
47,879	Taysha Gene Therapies Inc	Barclays Bank	(2,394)
11,955	Taysha Gene Therapies Inc	Goldman Sachs	(8,010)
16,570	Taysha Gene Therapies Inc	HSBC	(15,576)
5,447	Taysha Gene Therapies Inc	Morgan Stanley	(272)
14,639	TCR2 Therapeutics Inc	Bank of America Merrill Lynch	(146)
35,525	TCR2 Therapeutics Inc	Barclays Bank	2,842
9,957	TCR2 Therapeutics Inc	Goldman Sachs	(100)
19,094	TCR2 Therapeutics Inc	HSBC	2,673
18,458	TCR2 Therapeutics Inc	Morgan Stanley	1,477
2,862	TD SYNEX Corp	Bank of America Merrill Lynch	9,903
552	TD SYNEX Corp	Barclays Bank	2,064
(2,189)	TD SYNEX Corp	Barclays Bank	(8,187)
1,647	TD SYNEX Corp	Goldman Sachs	3,506
6,833	TD SYNEX Corp	HSBC	38,698
1,460	TD SYNEX Corp	Morgan Stanley	5,460
2,624	TE Connectivity Ltd	Bank of America Merrill Lynch	8,378
10,088	TE Connectivity Ltd	Barclays Bank	51,549
25,145	TE Connectivity Ltd	Goldman Sachs	126,086
12,375	TE Connectivity Ltd	HSBC	67,261
(23,518)	Team Inc	Barclays Bank	(2,822)
(28,862)	Team Inc	Goldman Sachs	(3,463)
(7,848)	Team Inc	HSBC	(392)
(23,427)	Team Inc	Morgan Stanley	(2,811)
1	Technip Energies NV ADR	Morgan Stanley	-
(3,312)	TechTarget Inc	Barclays Bank	(9,207)
(7,259)	TechTarget Inc	Goldman Sachs	(25,697)
(2,519)	TechTarget Inc	HSBC	(31,916)
(404)	TechTarget Inc	Morgan Stanley	(1,123)
6,302	Teekay Corp	Bank of America Merrill Lynch	378
39,762	Teekay Corp	Morgan Stanley	1,988
2,410	Teekay Tankers Ltd 'A'	Bank of America Merrill Lynch	7,519
3,599	Teekay Tankers Ltd 'A'	Barclays Bank	3,059
9,621	Teekay Tankers Ltd 'A'	Goldman Sachs	30,018
2,203	Teekay Tankers Ltd 'A'	HSBC	15,024
2,756	TEGNA Inc	Goldman Sachs	1,819
(3,318)	Tejon Ranch Co	Barclays Bank	(1,360)
(41,454)	Tejon Ranch Co	Goldman Sachs	3,731
(13,005)	Tejon Ranch Co	HSBC	520
(58,391)	Tejon Ranch Co	Morgan Stanley	(23,940)
(13,890)	Tela Bio Inc	Bank of America Merrill Lynch	16,668
(6,207)	Tela Bio Inc	Barclays Bank	5,462
27,437	Teladoc Health Inc	Barclays Bank	31,004
14,360	Teladoc Health Inc	HSBC	51,696
2,967	Teladoc Health Inc	Morgan Stanley	3,353
(5,980)	Teledyne Technologies Inc	Barclays Bank	(4,904)
812	Teledyne Technologies Inc	Barclays Bank	666
(2,274)	Teledyne Technologies Inc	Goldman Sachs	4,230
1,477	Teledyne Technologies Inc	Goldman Sachs	(2,747)
(3,114)	Teledyne Technologies Inc	HSBC	14,823
113	Teledyne Technologies Inc	HSBC	1,440
(243)	Teledyne Technologies Inc	Morgan Stanley	(199)
1,528	Teleflex Inc	Barclays Bank	(5,241)
3,416	Teleflex Inc	Goldman Sachs	15,679
2,071	Teleflex Inc	HSBC	54,322
3,988	Teleflex Inc	Morgan Stanley	(13,679)
(6,441)	Telephone and Data Systems Inc	Bank of America Merrill Lynch	(1,803)

保有高	銘柄	取引相手	未実現評価益/(損) (米ドル)
米国(続き)			
(17,327)	Telephone and Data Systems Inc	Barclays Bank	(347)
(23,395)	Telephone and Data Systems Inc	Goldman Sachs	(6,551)
(4,213)	Telephone and Data Systems Inc	HSBC	2,865
3,049	Telephone and Data Systems Inc	Morgan Stanley	61
(1,701)	Telephone and Data Systems Inc	Morgan Stanley	715
(4,692)	Telesat Corp	Barclays Bank	(12,152)
(11,465)	Telesat Corp	Goldman Sachs	(43,796)
(4,232)	Telesat Corp	Morgan Stanley	(10,961)
(66,144)	Tellurian Inc	Barclays Bank	(21,166)
(6,309)	Tellurian Inc	Goldman Sachs	(4,290)
(6,369)	Tellurian Inc	Morgan Stanley	(2,038)
(15,408)	Telos Corp	Barclays Bank	(31,278)
(3,369)	Telos Corp	Goldman Sachs	(7,985)
(11,634)	Tempur Sealy International Inc	Bank of America Merrill Lynch	(4,932)
(45,716)	Tempur Sealy International Inc	Barclays Bank	(52,574)
(27,199)	Tempur Sealy International Inc	Goldman Sachs	(2,368)
(47,868)	Tempur Sealy International Inc	HSBC	28,176
(10,702)	Tempur Sealy International Inc	Morgan Stanley	(12,307)
(2,341)	Tenable Holdings Inc	Bank of America Merrill Lynch	(10,675)
(10,256)	Tenable Holdings Inc	Barclays Bank	(17,025)
5,935	Tenable Holdings Inc	Barclays Bank	9,852
(7,054)	Tenable Holdings Inc	Goldman Sachs	(31,082)
(14,510)	Tenable Holdings Inc	HSBC	(117,241)
(3,912)	Tenable Holdings Inc	Morgan Stanley	(6,494)
(3,970)	Tenaya Therapeutics Inc	HSBC	596
6,707	Tenet Healthcare Corp	Bank of America Merrill Lynch	19,188
(2,711)	Tenet Healthcare Corp	Bank of America Merrill Lynch	(2,908)
(8,545)	Tenet Healthcare Corp	Barclays Bank	(5,640)
(6,356)	Tenet Healthcare Corp	Goldman Sachs	36,420
(3,937)	Tenet Healthcare Corp	HSBC	22,441
2,358	Tenet Healthcare Corp	HSBC	(1,707)
(16,479)	Tennant Co	Barclays Bank	(33,617)
(4,953)	Tennant Co	Goldman Sachs	(10,550)
(10,576)	Tenneco Inc 'A'	Barclays Bank	(6,874)
(4,014)	Tenneco Inc 'A'	Morgan Stanley	(2,609)
1,549	Tenon Medical Inc	Barclays Bank	(1,363)
4,517	Tenon Medical Inc	Goldman Sachs	(12,377)
(7,956)	Teradata Corp	Barclays Bank	(15,912)
(744)	Teradata Corp	Goldman Sachs	(1,013)
(4,886)	Teradata Corp	HSBC	(3,931)
1,522	Teradyne Inc	Bank of America Merrill Lynch	6,430
1,440	Teradyne Inc	Barclays Bank	6,991
(3,787)	Teradyne Inc	Barclays Bank	(18,386)
3,471	Teradyne Inc	Goldman Sachs	14,665
(4,693)	Teradyne Inc	Goldman Sachs	(17,846)
4,513	Teradyne Inc	HSBC	31,857
(1,797)	Teradyne Inc	HSBC	(11,665)
291	Teradyne Inc	Morgan Stanley	1,413
18,758	Terex Corp	Bank of America Merrill Lynch	53,835
12,752	Terex Corp	Barclays Bank	31,242
17,209	Terex Corp	Goldman Sachs	49,390
38,299	Terex Corp	HSBC	75,490
2,709	Terns Pharmaceuticals Inc	Bank of America Merrill Lynch	488
13,125	Terns Pharmaceuticals Inc	Barclays Bank	1,444
1,346	Terns Pharmaceuticals Inc	Morgan Stanley	148
17,488	Terran Orbital Corp	Bank of America Merrill Lynch	13,317
47,809	Terran Orbital Corp	Barclays Bank	(32,032)
15,436	Terran Orbital Corp	Goldman Sachs	18,369
30,637	Terran Orbital Corp	HSBC	19,118
17,151	Terran Orbital Corp	Morgan Stanley	(11,491)
6,681	Terreno Realty Corp (REIT)	Bank of America Merrill Lynch	474
29,897	Terreno Realty Corp (REIT)	Barclays Bank	16,071

保有高	銘柄	取引相手	未実現評価益/(損) (米ドル)
	米国(続吉)		
(3,758)	Terreno Realty Corp (REIT)	Barclays Bank	(2,819)
45,415	Terreno Realty Corp (REIT)	Goldman Sachs	(84,665)
(14,346)	Terreno Realty Corp (REIT)	Goldman Sachs	32,955
26,987	Terreno Realty Corp (REIT)	HSBC	(82,936)
(5,206)	Terreno Realty Corp (REIT)	HSBC	16,531
18,783	Terreno Realty Corp (REIT)	Morgan Stanley	15,155
13,435	Territorial Bancorp Inc	Barclays Bank	8,598
1,714	Territorial Bancorp Inc	Goldman Sachs	977
2,890	Territorial Bancorp Inc	HSBC	(462)
13,136	Territorial Bancorp Inc	Morgan Stanley	8,407
(366)	Tesla Inc	Bank of America Merrill Lynch	(13,307)
(1,998)	Tesla Inc	Barclays Bank	(152,308)
(1,011)	Tesla Inc	Goldman Sachs	(109,524)
(211)	Tesla Inc	HSBC	(6,731)
(1,086)	Tesla Inc	Morgan Stanley	(85,984)
18,695	TESSCO Technologies Inc	Morgan Stanley	(3,365)
6,813	Tetra Tech Inc	Bank of America Merrill Lynch	67,858
11,603	Tetra Tech Inc	Barclays Bank	105,820
11,937	Tetra Tech Inc	Goldman Sachs	119,190
17,058	Tetra Tech Inc	HSBC	148,360
10,583	Tetra Tech Inc	Morgan Stanley	96,517
(73,988)	TETRA Technologies Inc	Barclays Bank	(42,173)
1,693	Texas Capital Bancshares Inc	Bank of America Merrill Lynch	6,344
15,513	Texas Capital Bancshares Inc	Barclays Bank	57,088
2,550	Texas Capital Bancshares Inc	Goldman Sachs	9,843
8,304	Texas Capital Bancshares Inc	HSBC	16,889
6,213	Texas Capital Bancshares Inc	Morgan Stanley	22,864
(4,751)	Texas Instruments Inc	Bank of America Merrill Lynch	(27,936)
(12,037)	Texas Instruments Inc	Barclays Bank	(53,565)
4,417	Texas Instruments Inc	Barclays Bank	19,637
(2,497)	Texas Instruments Inc	Goldman Sachs	(14,682)
3,154	Texas Instruments Inc	Goldman Sachs	20,088
(4,006)	Texas Instruments Inc	HSBC	(35,384)
(2,183)	Texas Instruments Inc	Morgan Stanley	(10,358)
(172)	Texas Pacific Land Corp	Bank of America Merrill Lynch	(37,785)
(3,222)	Texas Pacific Land Corp	Barclays Bank	(58,759)
(59)	Texas Pacific Land Corp	Goldman Sachs	(12,961)
(85)	Texas Pacific Land Corp	HSBC	(24,821)
(44)	Texas Pacific Land Corp	Morgan Stanley	(8,030)
22,966	Texas Roadhouse Inc	Bank of America Merrill Lynch	63,154
12,929	Texas Roadhouse Inc	Barclays Bank	98,389
28,658	Texas Roadhouse Inc	Goldman Sachs	81,113
19,589	Texas Roadhouse Inc	HSBC	39,264
7,381	Texas Roadhouse Inc	Morgan Stanley	56,169
(5,410)	Textainer Group Holdings Ltd	Bank of America Merrill Lynch	(8,955)
(18,231)	Textainer Group Holdings Ltd	Barclays Bank	(20,419)
(22,776)	Textainer Group Holdings Ltd	Goldman Sachs	(42,136)
(9,565)	Textainer Group Holdings Ltd	HSBC	(13,582)
(1,488)	TFF Pharmaceuticals Inc	Bank of America Merrill Lynch	(1,711)
(14,472)	TFF Pharmaceuticals Inc	Barclays Bank	(579)
(16,206)	TFS Financial Corp	Bank of America Merrill Lynch	(14,747)
(99,989)	TFS Financial Corp	Barclays Bank	(54,994)
(144,379)	TFS Financial Corp	Goldman Sachs	(130,138)
(148,045)	TFS Financial Corp	HSBC	(123,452)
(42,510)	TFS Financial Corp	Morgan Stanley	(23,381)
1,600	TFS Financial Corp	Morgan Stanley	880
(8,093)	TG Therapeutics Inc	Barclays Bank	5,544
(28,620)	TG Therapeutics Inc	Goldman Sachs	49,084
(4,490)	TG Therapeutics Inc	HSBC	7,431
2,902	TherapeuticsMD Inc	Morgan Stanley	20,865
(2,497)	Theravance Biopharma Inc	Barclays Bank	19
(8,533)	Theravance Biopharma Inc	Goldman Sachs	1,280

保有高	銘柄	取引相手	未実現評価益/(損) (米ドル)
	米国(続吉)		
173	Thermo Fisher Scientific Inc	Bank of America Merrill Lynch	506
(451)	Thermo Fisher Scientific Inc	Bank of America Merrill Lynch	(14,459)
261	Thermo Fisher Scientific Inc	Barclays Bank	4,236
1,549	Thermo Fisher Scientific Inc	Goldman Sachs	46,434
(353)	Thermo Fisher Scientific Inc	Goldman Sachs	(11,317)
1,004	Thermo Fisher Scientific Inc	HSBC	52,084
(1,598)	Thermo Fisher Scientific Inc	HSBC	(63,216)
(553)	Thermo Fisher Scientific Inc	Morgan Stanley	(8,975)
(24,378)	Thermon Group Holdings Inc	Barclays Bank	(13,164)
(37,454)	Thermon Group Holdings Inc	Goldman Sachs	(23,971)
(8,164)	Thermon Group Holdings Inc	HSBC	(5,143)
(9,241)	Thermon Group Holdings Inc	Morgan Stanley	(4,990)
4,340	Theseus Pharmaceuticals Inc	Barclays Bank	(911)
8,356	Theseus Pharmaceuticals Inc	Morgan Stanley	(1,755)
3,800	Third Coast Bancshares Inc	Bank of America Merrill Lynch	1,973
12,017	Third Coast Bancshares Inc	Barclays Bank	1,202
7,851	Third Coast Bancshares Inc	Goldman Sachs	4,452
12,112	Third Coast Bancshares Inc	HSBC	848
2,565	Third Coast Bancshares Inc	Morgan Stanley	257
(4,429)	Thor Industries Inc	Barclays Bank	(18,070)
(6,980)	Thor Industries Inc	Goldman Sachs	12,704
(6,071)	Thor Industries Inc	HSBC	54,518
6,592	Thorne HealthTech Inc	Barclays Bank	1,648
9,605	Thorne HealthTech Inc	Goldman Sachs	(2,978)
8,728	Thorne HealthTech Inc	HSBC	(3,491)
6,558	Thorne HealthTech Inc	Morgan Stanley	1,640
(5,403)	Thoughtworks Holding Inc	Bank of America Merrill Lynch	(7,240)
(18,754)	Thoughtworks Holding Inc	Barclays Bank	(11,252)
(4,208)	Thoughtworks Holding Inc	HSBC	(2,693)
(12,379)	Thoughtworks Holding Inc	Morgan Stanley	(7,428)
(11,886)	ThredUp Inc 'A'	Bank of America Merrill Lynch	7,845
(21,211)	ThredUp Inc 'A'	Goldman Sachs	13,999
(13,760)	ThredUp Inc 'A'	HSBC	17,062
(10,165)	ThredUp Inc 'A'	Morgan Stanley	1,931
4,688	Thryv Holdings Inc	Barclays Bank	6,938
5,728	Thryv Holdings Inc	Goldman Sachs	13,690
4,013	Thryv Holdings Inc	HSBC	8,016
(22,407)	Tidewater Inc	Morgan Stanley	(42,125)
5,026	Tile Shop Holdings Inc	Barclays Bank	1,357
8,210	Tile Shop Holdings Inc	Goldman Sachs	(1,067)
19,739	Tilly's Inc 'A'	Barclays Bank	3,356
5,644	Timberland Bancorp Inc	Goldman Sachs	734
4,932	Timken Co	Bank of America Merrill Lynch	11,320
16,353	Timken Co	Barclays Bank	24,693
16,327	Timken Co	Goldman Sachs	38,789
23,803	Timken Co	HSBC	6,243
18,428	Timken Co	Morgan Stanley	28,032
5,665	TimkenSteel Corp	Barclays Bank	6,571
11,930	TimkenSteel Corp	Goldman Sachs	39,011
1,173	TimkenSteel Corp	HSBC	7,402
(1,409)	Titan International Inc	Bank of America Merrill Lynch	(21)
(2,689)	Titan International Inc	Goldman Sachs	(2,151)
(18,715)	Titan International Inc	HSBC	(55,771)
4,814	Titan Machinery Inc	Barclays Bank	12,131
13,759	Titan Machinery Inc	Goldman Sachs	39,488
3,585	Titan Machinery Inc	HSBC	11,866
2,588	Titan Machinery Inc	Morgan Stanley	6,522
(14,323)	Tivity Health Inc	Bank of America Merrill Lynch	(5,300)
(19,397)	Tivity Health Inc	Barclays Bank	(2,328)
(696)	Tivity Health Inc	Goldman Sachs	(258)
(10,771)	Tivity Health Inc	HSBC	(3,702)
(1,049)	TJX Cos Inc	Bank of America Merrill Lynch	(7,270)

保有高	銘柄	取引相手	未実現評価益/(損) (米ドル)
米国(続き)			
(24,860)	TJX Cos Inc	Barclays Bank	(68,116)
10,077	TJX Cos Inc	Barclays Bank	27,611
(3,717)	TJX Cos Inc	Goldman Sachs	(14,180)
6,125	TJX Cos Inc	Goldman Sachs	42,908
(3,764)	TJX Cos Inc	Morgan Stanley	(10,313)
(774)	T-Mobile US Inc	Bank of America Merrill Lynch	(3,197)
(1,500)	T-Mobile US Inc	Barclays Bank	(3,691)
(1,772)	T-Mobile US Inc	Goldman Sachs	(4,706)
(4,186)	T-Mobile US Inc	HSBC	(28,743)
(14,537)	T-Mobile US Inc	Morgan Stanley	(42,627)
(16,341)	Toast Inc 'A'	Goldman Sachs	(45,755)
(28,600)	Toast Inc 'A'	Morgan Stanley	(39,468)
19,055	Toll Brothers Inc	Bank of America Merrill Lynch	56,540
12,760	Toll Brothers Inc	Barclays Bank	44,277
8,461	Toll Brothers Inc	Goldman Sachs	24,537
23,544	Toll Brothers Inc	HSBC	70,520
15,490	Toll Brothers Inc	Morgan Stanley	51,441
(1,372)	Tompkins Financial Corp	Bank of America Merrill Lynch	(2,765)
(4,391)	Tompkins Financial Corp	Barclays Bank	(13,656)
(3,106)	Tompkins Financial Corp	Goldman Sachs	(8,359)
(3,836)	Tompkins Financial Corp	HSBC	(5,505)
(8,745)	Tompkins Financial Corp	Morgan Stanley	(27,047)
(26,623)	Tonix Pharmaceuticals Holding Corp	HSBC	3,436
(2,625)	Tootsie Roll Industries Inc	Bank of America Merrill Lynch	4,305
(51,065)	Tootsie Roll Industries Inc	Barclays Bank	(34,214)
(3,510)	Tootsie Roll Industries Inc	Goldman Sachs	5,756
(4,662)	Tootsie Roll Industries Inc	HSBC	(746)
(848)	TopBuild Corp	Bank of America Merrill Lynch	3,536
(1,953)	TopBuild Corp	Barclays Bank	(9,511)
2,838	TopBuild Corp	HSBC	(3,377)
587	TopBuild Corp	Morgan Stanley	1,180
(425)	TopBuild Corp	Morgan Stanley	2,596
(2,871)	Torchmark Corp	Bank of America Merrill Lynch	(3,330)
2,721	Torchmark Corp	Bank of America Merrill Lynch	11,974
(2,408)	Torchmark Corp	Barclays Bank	(4,262)
7,991	Torchmark Corp	Barclays Bank	14,144
(3,749)	Torchmark Corp	Goldman Sachs	(4,349)
3,427	Torchmark Corp	Goldman Sachs	(2,270)
(5,176)	Torchmark Corp	HSBC	4,056
(3,537)	Torchmark Corp	Morgan Stanley	(6,260)
1,391	Torchmark Corp	Morgan Stanley	2,462
(21,720)	Toro Co	Barclays Bank	(125,976)
(43,091)	Toro Co	Goldman Sachs	(146,510)
(988)	Toro Co	HSBC	(2,016)
(1,306)	Torrid Holdings Inc	Bank of America Merrill Lynch	(535)
(47,169)	Torrid Holdings Inc	HSBC	15,094
13,461	Towne Bank	Bank of America Merrill Lynch	20,326
65,052	Towne Bank	Barclays Bank	45,536
98,687	Towne Bank	Goldman Sachs	149,017
58,899	Towne Bank	HSBC	39,057
7,577	Towne Bank	Morgan Stanley	5,304
21,283	Townsquare Media Inc 'A'	Bank of America Merrill Lynch	(14,685)
10,577	Townsquare Media Inc 'A'	Barclays Bank	(740)
31,746	Townsquare Media Inc 'A'	Goldman Sachs	(21,905)
5,325	Townsquare Media Inc 'A'	HSBC	(1,757)
1,849	Townsquare Media Inc 'A'	Morgan Stanley	(129)
(10,372)	TPG RE Finance Trust Inc (REIT)	Bank of America Merrill Lynch	(2,013)
(31,073)	TPG RE Finance Trust Inc (REIT)	Barclays Bank	(7,768)
(4,313)	TPG RE Finance Trust Inc (REIT)	HSBC	(2,588)
(7,235)	TPG RE Finance Trust Inc (REIT)	Morgan Stanley	(1,809)
(4,200)	TPI Composites Inc	Goldman Sachs	(11,277)
(741)	TPI Composites Inc	HSBC	(2,901)

保有高	銘柄	取引相手	未実現評価益/(損) (米ドル)
米国(続き)			
6,931	Tractor Supply Co	Bank of America Merrill Lynch	(114,015)
3,428	Tractor Supply Co	Barclays Bank	42,233
1,989	Tractor Supply Co	Goldman Sachs	(21,486)
409	Tractor Supply Co	HSBC	(3,714)
509	Tractor Supply Co	Morgan Stanley	6,345
(19,441)	Trade Desk Inc 'A'	Goldman Sachs	(5,297)
(3,625)	Trade Desk Inc 'A'	HSBC	(22,946)
(8,706)	Trade Desk Inc 'A'	Morgan Stanley	10,273
(2,460)	Tradeweb Markets Inc 'A'	Bank of America Merrill Lynch	(4,312)
(13,523)	Tradeweb Markets Inc 'A'	Barclays Bank	(23,389)
4,154	Tradeweb Markets Inc 'A'	Barclays Bank	6,937
(441)	Tradeweb Markets Inc 'A'	HSBC	(447)
444	Tradeweb Markets Inc 'A'	HSBC	3,206
(785)	Tradeweb Markets Inc 'A'	Morgan Stanley	(352)
(37,545)	Traeger Inc	Barclays Bank	7,134
(17,106)	Traeger Inc	HSBC	9,237
(6,960)	Trane Technologies Plc	Bank of America Merrill Lynch	(36,269)
12,738	Trane Technologies Plc	Barclays Bank	74,263
(712)	Trane Technologies Plc	Barclays Bank	(4,151)
(2,044)	Trane Technologies Plc	Goldman Sachs	(9,069)
2,387	Trane Technologies Plc	Morgan Stanley	13,916
(6,482)	Trane Technologies Plc	Morgan Stanley	(37,790)
3,060	Transcat Inc	Barclays Bank	(11,261)
1,060	Transcat Inc	Goldman Sachs	(4,834)
1,123	Transcat Inc	HSBC	(11,095)
(6,134)	TransMedics Group Inc	Barclays Bank	(7,790)
(6,550)	TransMedics Group Inc	Goldman Sachs	(11,332)
(1,893)	TransMedics Group Inc	HSBC	(4,221)
(12,862)	TransUnion	Barclays Bank	(53,851)
(26,946)	TransUnion	Goldman Sachs	(128,532)
(16,434)	TransUnion	HSBC	(70,009)
(6,162)	TransUnion	Morgan Stanley	(26,447)
13,655	TransWorld Holdings Inc	Bank of America Merrill Lynch	11,699
22,780	TransWorld Holdings Inc	Barclays Bank	29,614
21,284	TransWorld Holdings Inc	HSBC	(1,924)
47,312	TransWorld Holdings Inc	Morgan Stanley	61,506
40,759	Travel + Leisure Co	Bank of America Merrill Lynch	48,503
82,744	Travel + Leisure Co	Barclays Bank	213,480
9,455	Travel + Leisure Co	Goldman Sachs	11,251
32,649	Travel + Leisure Co	HSBC	56,483
3,564	Travel + Leisure Co	Morgan Stanley	9,195
(672)	TravelCenters of America Inc	Bank of America Merrill Lynch	(3,232)
(7,471)	TravelCenters of America Inc	Barclays Bank	(30,108)
(4,067)	TravelCenters of America Inc	HSBC	(9,711)
(3,088)	TravelCenters of America Inc	Morgan Stanley	(11,118)
1,045	Travelers Cos Inc	Bank of America Merrill Lynch	2,163
4,034	Travelers Cos Inc	Barclays Bank	18,032
23,502	Travelers Cos Inc	Goldman Sachs	49,337
8,297	Travelers Cos Inc	HSBC	36,438
13,051	Travelers Cos Inc	Morgan Stanley	58,338
(4,241)	Travere Therapeutics Inc	Barclays Bank	(2,799)
(5,411)	Travere Therapeutics Inc	Goldman Sachs	(1,028)
(4,403)	Travere Therapeutics Inc	HSBC	(11,171)
(1,815)	Travere Therapeutics Inc	Morgan Stanley	(1,847)
3,394	Treace Medical Concepts Inc	Barclays Bank	2,002
2,194	Treace Medical Concepts Inc	Goldman Sachs	3,774
9,348	Treace Medical Concepts Inc	HSBC	31,222
30,558	Trean Insurance Group Inc	Goldman Sachs	22,307
11,047	Trean Insurance Group Inc	Morgan Stanley	6,076
(776)	Trecora Resources	Bank of America Merrill Lynch	(54)
(34,128)	Trecora Resources	Barclays Bank	(2,730)
(238)	Trecora Resources	Goldman Sachs	(17)

保有高	銘柄	取引相手	未実現評価益/(損) (米ドル)
米国(続き)			
(5,153)	Trecora Resources	Morgan Stanley	(412)
(24,143)	Tredegar Corp	Barclays Bank	(6,760)
(14,860)	Tredegar Corp	Goldman Sachs	(17,238)
(34,417)	Tredegar Corp	HSBC	(28,566)
(24,094)	Tredegar Corp	Morgan Stanley	(6,746)
(5,528)	TreeHouse Foods Inc	Barclays Bank	2,211
(8,043)	TreeHouse Foods Inc	Goldman Sachs	(25,094)
573	Trex Co Inc	Bank of America Merrill Lynch	2,126
2,840	Trex Co Inc	Barclays Bank	1,606
10,297	Trex Co Inc	Goldman Sachs	37,092
6,114	Trex Co Inc	Morgan Stanley	10,272
9,627	Tri Pointe Homes Inc	Bank of America Merrill Lynch	5,776
50,375	Tri Pointe Homes Inc	Barclays Bank	34,759
43,238	Tri Pointe Homes Inc	Goldman Sachs	25,943
20,783	Tri Pointe Homes Inc	HSBC	6,027
9,313	Tri Pointe Homes Inc	Morgan Stanley	6,426
16,277	Tricida Inc	Barclays Bank	(23,113)
9,961	Tricida Inc	Goldman Sachs	(10,758)
5,111	Tricida Inc	HSBC	4,804
16,820	TriCo Bancshares	Barclays Bank	21,866
14,132	TriCo Bancshares	Goldman Sachs	55,397
22,897	TriCo Bancshares	HSBC	97,312
6,136	TriCo Bancshares	Morgan Stanley	7,977
(1,969)	TriMas Corp	Bank of America Merrill Lynch	(98)
(19,734)	TriMas Corp	Barclays Bank	(20,918)
(28,615)	TriMas Corp	Goldman Sachs	(1,039)
(21,646)	TriMas Corp	HSBC	(12,543)
(10,466)	TriMas Corp	Morgan Stanley	(11,094)
(1,687)	Trimble Inc	Bank of America Merrill Lynch	(4,873)
(34,387)	Trimble Inc	Barclays Bank	(36,451)
(31,177)	Trimble Inc	Goldman Sachs	(86,048)
(33,032)	Trimble Inc	HSBC	(201,496)
1,831	TriNet Group Inc	Bank of America Merrill Lynch	(4,486)
9,172	TriNet Group Inc	Barclays Bank	10,823
10,598	TriNet Group Inc	Goldman Sachs	(16,498)
5,440	TriNet Group Inc	HSBC	(22,253)
2,984	TriNet Group Inc	Morgan Stanley	3,031
(2,397)	Trinity Industries Inc	Bank of America Merrill Lynch	(1,086)
11,837	Trinity Industries Inc	Barclays Bank	4,143
(13,487)	Trinity Industries Inc	Barclays Bank	(4,827)
12,308	Trinity Industries Inc	Goldman Sachs	985
(9,732)	Trinity Industries Inc	Morgan Stanley	(4,425)
(55,596)	Trinity Place Holdings Inc	Bank of America Merrill Lynch	(7,227)
(2,631)	Trinity Place Holdings Inc	Barclays Bank	(368)
(16,263)	Trinity Place Holdings Inc	Goldman Sachs	(2,114)
7,740	Trinseo Plc	Bank of America Merrill Lynch	20,679
3,291	Trinseo Plc	Barclays Bank	7,931
8,506	Trinseo Plc	Goldman Sachs	23,987
2,364	Trinseo Plc	HSBC	7,021
1,819	Trinseo Plc	Morgan Stanley	4,384
(5,667)	TripAdvisor Inc	Bank of America Merrill Lynch	(3,740)
(6,475)	TripAdvisor Inc	Barclays Bank	(8,677)
(7,511)	TripAdvisor Inc	Goldman Sachs	(4,957)
(4,491)	TripAdvisor Inc	HSBC	(8,313)
1,887	TriState Capital Holdings Inc	Bank of America Merrill Lynch	3,000
15,320	TriState Capital Holdings Inc	Barclays Bank	22,214
(14,094)	Triton International Ltd	Barclays Bank	(34,248)
(1,033)	Triton International Ltd	Goldman Sachs	(3,326)
(6,704)	Triton International Ltd	HSBC	(28,224)
(2,066)	Triton International Ltd	Morgan Stanley	(5,020)
(5,425)	Triumph Bancorp Inc	Barclays Bank	(10,470)
(5,737)	Triumph Bancorp Inc	Goldman Sachs	(15,605)

保有高	銘柄	取引相手	未実現評価益/(損) (米ドル)
米国(続き)			
(41,920)	Triumph Group Inc	Barclays Bank	(19,283)
(6,236)	Triumph Group Inc	HSBC	30,145
(15,019)	Tronox Holdings Plc 'A'	Barclays Bank	(9,612)
(4,546)	Tronox Holdings Plc 'A'	Goldman Sachs	(4,728)
(4,937)	Tronox Holdings Plc 'A'	HSBC	(9,138)
(28,674)	Tronox Holdings Plc 'A'	Morgan Stanley	(18,351)
(9,775)	TrueBlue Inc	Barclays Bank	11,437
(4,846)	TrueBlue Inc	Goldman Sachs	7,027
(7,909)	TrueBlue Inc	HSBC	28,472
(931)	TrueBlue Inc	Morgan Stanley	1,089
29,106	TrueCar Inc	Bank of America Merrill Lynch	7,277
30,338	TrueCar Inc	Goldman Sachs	7,585
17,228	Truist Financial Corp	Bank of America Merrill Lynch	48,066
60,636	Truist Financial Corp	Barclays Bank	99,443
86,265	Truist Financial Corp	Goldman Sachs	240,679
76,685	Truist Financial Corp	HSBC	51,974
11,876	Truist Financial Corp	Morgan Stanley	19,477
429	Trupanion Inc	Bank of America Merrill Lynch	1,151
(13,229)	Trupanion Inc	Barclays Bank	(45,375)
396	Trupanion Inc	Barclays Bank	1,462
1,310	Trupanion Inc	Goldman Sachs	3,341
(1,104)	Trupanion Inc	HSBC	(6,148)
417	Trupanion Inc	HSBC	2,572
(3,716)	Trupanion Inc	Morgan Stanley	(12,746)
535	Trupanion Inc	Morgan Stanley	1,835
(7,544)	TrustCo Bank Corp NY	Bank of America Merrill Lynch	(9,958)
(7,500)	TrustCo Bank Corp NY	Barclays Bank	(3,900)
(8,699)	TrustCo Bank Corp NY	Goldman Sachs	(11,483)
(2,687)	TrustCo Bank Corp NY	HSBC	(349)
(2,109)	TrustCo Bank Corp NY	Morgan Stanley	(1,097)
(8,080)	Trustmark Corp	Bank of America Merrill Lynch	(9,145)
(7,820)	Trustmark Corp	Barclays Bank	(2,276)
(30,168)	Trustmark Corp	Goldman Sachs	(50,490)
(48,039)	Trustmark Corp	HSBC	(39,769)
(3,352)	Trustmark Corp	Morgan Stanley	(1,240)
9,421	TTEC Holdings Inc	Barclays Bank	38,532
7,309	TTEC Holdings Inc	Goldman Sachs	25,947
4,381	TTEC Holdings Inc	HSBC	13,274
533	TTEC Holdings Inc	Morgan Stanley	2,180
(3,440)	TTM Technologies Inc	Bank of America Merrill Lynch	3
(83,241)	TTM Technologies Inc	Barclays Bank	(33,296)
(97,473)	TTM Technologies Inc	Goldman Sachs	(27,292)
(6,173)	TTM Technologies Inc	HSBC	(4,018)
(36,939)	Tucows Inc 'A'	Barclays Bank	(194,299)
(1,968)	Tupperware Brands Corp	Bank of America Merrill Lynch	394
(14,626)	Tupperware Brands Corp	Barclays Bank	(9,653)
(13,600)	Tupperware Brands Corp	Goldman Sachs	2,720
(10,983)	Tupperware Brands Corp	HSBC	19,769
3,520	Turning Point Brands Inc	Bank of America Merrill Lynch	(1,549)
3,177	Turning Point Brands Inc	Barclays Bank	2,033
15,927	Turning Point Brands Inc	Goldman Sachs	(6,967)
3,941	Turning Point Brands Inc	HSBC	5,320
3,085	Turning Point Brands Inc	Morgan Stanley	1,974
(6,848)	Turning Point Therapeutics Inc	Barclays Bank	11,847
(9,993)	Turning Point Therapeutics Inc	Goldman Sachs	(24,783)
(4,668)	Turtle Beach Corp	Bank of America Merrill Lynch	(560)
(9,543)	Turtle Beach Corp	Barclays Bank	8,589
(2,282)	Turtle Beach Corp	Goldman Sachs	(274)
(14,596)	Turtle Beach Corp	HSBC	(14,888)
(1,226)	Turtle Beach Corp	Morgan Stanley	1,103
23,823	TuSimple Holdings Inc 'A'	Bank of America Merrill Lynch	(6,280)
6,372	TuSimple Holdings Inc 'A'	Barclays Bank	510

保有高	銘柄	取引相手	未実現評価益/(損) (米ドル)
	米国(続き)		
3,336	TuSimple Holdings Inc 'A'	HSBC	(1,497)
8,159	TuSimple Holdings Inc 'A'	Morgan Stanley	653
15,256	Tutor Perini Corp	Bank of America Merrill Lynch	10,222
11,225	Tutor Perini Corp	Barclays Bank	7,184
46,835	Tutor Perini Corp	Goldman Sachs	31,379
12,354	Tutor Perini Corp	HSBC	10,748
5,185	Tutor Perini Corp	Morgan Stanley	3,318
1,561	Twilio Inc 'A'	Bank of America Merrill Lynch	9,694
(3,233)	Twilio Inc 'A'	Bank of America Merrill Lynch	(17,211)
2,001	Twilio Inc 'A'	Barclays Bank	11,466
(1,832)	Twilio Inc 'A'	Barclays Bank	(20,574)
392	Twilio Inc 'A'	Goldman Sachs	(226)
749	Twilio Inc 'A'	Morgan Stanley	7,286
(5,921)	Twin Disc Inc	Goldman Sachs	16,283
(19,107)	Twin Disc Inc	HSBC	56,939
(9,208)	Twin Disc Inc	Morgan Stanley	1,473
843	Twist Bioscience Corp	Bank of America Merrill Lynch	2,065
1,899	Twist Bioscience Corp	Barclays Bank	(5,070)
4,895	Twist Bioscience Corp	Goldman Sachs	10,725
3,947	Twist Bioscience Corp	HSBC	17,396
2,034	Twist Bioscience Corp	Morgan Stanley	(5,431)
(4,152)	Twitter Inc	Barclays Bank	(8,387)
(4,789)	Two Harbors Investment Corp (REIT)	Bank of America Merrill Lynch	(1,006)
(194,304)	Two Harbors Investment Corp (REIT)	Barclays Bank	(50,519)
(164,213)	Two Harbors Investment Corp (REIT)	Goldman Sachs	(34,485)
(95,539)	Two Harbors Investment Corp (REIT)	HSBC	(10,509)
(47,401)	Two Harbors Investment Corp (REIT)	Morgan Stanley	(12,324)
(2,693)	Tyler Technologies Inc	Bank of America Merrill Lynch	(26,365)
(4,171)	Tyler Technologies Inc	Barclays Bank	(49,384)
(5,300)	Tyler Technologies Inc	Goldman Sachs	(52,140)
(913)	Tyler Technologies Inc	HSBC	(922)
(5,441)	Tyler Technologies Inc	Morgan Stanley	(64,422)
395	Tyme Technologies Inc	Morgan Stanley	(6)
9,040	Tyson Foods Inc 'A'	Barclays Bank	17,899
(4,409)	Tyson Foods Inc 'A'	Barclays Bank	(8,730)
13,652	Tyson Foods Inc 'A'	Goldman Sachs	(20,068)
(9,524)	Tyson Foods Inc 'A'	Goldman Sachs	12,429
15,026	Tyson Foods Inc 'A'	HSBC	(44,905)
(353)	Tyson Foods Inc 'A'	HSBC	(1,531)
8,914	Tyson Foods Inc 'A'	Morgan Stanley	17,650
(2,366)	Tyson Foods Inc 'A'	Morgan Stanley	(4,685)
(13,430)	Uber Technologies Inc	Bank of America Merrill Lynch	(1,992)
(8,879)	Uber Technologies Inc	Barclays Bank	2,308
(24,137)	Uber Technologies Inc	Goldman Sachs	1,689
(14,171)	Uber Technologies Inc	HSBC	(6,660)
(13,064)	Uber Technologies Inc	Morgan Stanley	3,397
(2,432)	Ubiquiti Inc	Barclays Bank	(28,843)
(711)	Ubiquiti Inc	Goldman Sachs	(18,528)
(5,561)	Udemy Inc	Barclays Bank	(15,849)
(4,279)	Udemy Inc	HSBC	(14,078)
(2,348)	Udemy Inc	Morgan Stanley	(6,692)
8,643	UDR Inc (REIT)	Bank of America Merrill Lynch	(1,895)
68,922	UDR Inc (REIT)	Barclays Bank	6,736
33,449	UDR Inc (REIT)	Goldman Sachs	(10,035)
20,208	UDR Inc (REIT)	HSBC	10,032
19,293	UDR Inc (REIT)	Morgan Stanley	2,508
(721)	UFP Industries Inc	Bank of America Merrill Lynch	(1,601)
1,014	UFP Industries Inc	Bank of America Merrill Lynch	(984)
(1,636)	UFP Industries Inc	Barclays Bank	(2,814)
11,858	UFP Industries Inc	Barclays Bank	20,396
(3,734)	UFP Industries Inc	Goldman Sachs	3,142
16,838	UFP Industries Inc	Goldman Sachs	(17,900)

保有高	銘柄	取引相手	未実現評価益/(損) (米ドル)
	米国(続き)		
12,642	UFP Industries Inc	HSBC	(29,278)
1,720	UFP Technologies Inc	Barclays Bank	6,966
718	UFP Technologies Inc	Goldman Sachs	(122)
2,606	UFP Technologies Inc	HSBC	12,326
(20,901)	UGI Corp	Bank of America Merrill Lynch	(54,343)
(11,268)	UGI Corp	Barclays Bank	(14,986)
(39,822)	UGI Corp	Goldman Sachs	(103,537)
(6,472)	UGI Corp	HSBC	(29,901)
(17,622)	UiPath Inc 'A'	Barclays Bank	(5,463)
1,378	UiPath Inc 'A'	Goldman Sachs	1,268
(5,747)	UiPath Inc 'A'	Goldman Sachs	(5,287)
19,527	UiPath Inc 'A'	HSBC	33,196
31	Ultra Beauty Inc	Bank of America Merrill Lynch	731
2,656	Ultra Beauty Inc	Barclays Bank	186,186
2,021	Ultra Beauty Inc	Goldman Sachs	47,675
(700)	Ultra Clean Holdings Inc	Bank of America Merrill Lynch	(1,153)
(9,179)	Ultra Clean Holdings Inc	Barclays Bank	(15,971)
(5,305)	Ultra Clean Holdings Inc	Goldman Sachs	(11,141)
(4,806)	Ultra Clean Holdings Inc	HSBC	(13,173)
9,928	Ultragenyx Pharmaceutical Inc	Bank of America Merrill Lynch	(71,710)
4,403	Ultragenyx Pharmaceutical Inc	Barclays Bank	(1,365)
5,760	Ultragenyx Pharmaceutical Inc	Goldman Sachs	(42,733)
4,658	Ultragenyx Pharmaceutical Inc	HSBC	(23,291)
1,677	Ultragenyx Pharmaceutical Inc	Morgan Stanley	(520)
(21,699)	Ultralife Corp	Morgan Stanley	7,378
5,742	UMB Financial Corp	Bank of America Merrill Lynch	14,377
20,598	UMB Financial Corp	Barclays Bank	46,445
20,075	UMB Financial Corp	Goldman Sachs	47,777
7,715	UMB Financial Corp	HSBC	1,312
1,262	UMB Financial Corp	Morgan Stanley	2,814
(19,434)	UMH Properties Inc (REIT)	Bank of America Merrill Lynch	(8,173)
(25,261)	UMH Properties Inc (REIT)	Barclays Bank	(4,547)
(23,618)	UMH Properties Inc (REIT)	Goldman Sachs	(13,020)
(26,402)	UMH Properties Inc (REIT)	HSBC	(6,369)
(14,579)	UMH Properties Inc (REIT)	Morgan Stanley	(1,365)
14,576	Umpqua Holdings Corp	Bank of America Merrill Lynch	12,214
55,211	Umpqua Holdings Corp	Barclays Bank	22,637
47,469	Umpqua Holdings Corp	Goldman Sachs	44,598
49,658	Umpqua Holdings Corp	HSBC	18,157
1,221	Under Armour Inc 'A'	Bank of America Merrill Lynch	(733)
35,077	Under Armour Inc 'A'	Barclays Bank	22,098
19,400	Under Armour Inc 'A'	Goldman Sachs	(11,640)
42,040	Under Armour Inc 'A'	HSBC	(420)
23,189	Under Armour Inc 'A'	Morgan Stanley	14,609
1,180	Unifi Inc	Bank of America Merrill Lynch	1,581
10,960	Unifi Inc	Barclays Bank	14,686
618	Unifi Inc	Goldman Sachs	828
9,926	Unifi Inc	HSBC	20,348
(4,638)	UniFirst Corp	Barclays Bank	(11,549)
(2,143)	UniFirst Corp	Goldman Sachs	2,743
(3,477)	UniFirst Corp	HSBC	15,786
(1,529)	UniFirst Corp	Morgan Stanley	(3,807)
(2,465)	Union Bankshares Inc	Bank of America Merrill Lynch	(1,602)
938	Union Pacific Corp	Bank of America Merrill Lynch	(6,472)
(2,020)	Union Pacific Corp	Barclays Bank	(7,503)
(15,840)	Union Pacific Corp	Goldman Sachs	109,296
1,599	Union Pacific Corp	Goldman Sachs	(11,033)
5,418	Union Pacific Corp	HSBC	(23,081)
(2,642)	Union Pacific Corp	Morgan Stanley	(3,543)
430	Union Pacific Corp	Morgan Stanley	1,763
(15,748)	Unisys Corp	Goldman Sachs	(630)
(22,044)	United Airlines Holdings Inc	Barclays Bank	(50,040)

保有高	銘柄	取引相手	未実現評価益/(損) (米ドル)
	米国(続き)		
(4,855)	United Airlines Holdings Inc	Goldman Sachs	(13,715)
(25,124)	United Airlines Holdings Inc	HSBC	(89,829)
(62,346)	United Bankshares Inc	Barclays Bank	(44,890)
(63,714)	United Bankshares Inc	Goldman Sachs	(155,462)
(46,388)	United Bankshares Inc	HSBC	(99,270)
(2,311)	United Bankshares Inc	Morgan Stanley	(1,664)
(69,628)	United Community Banks Inc	Barclays Bank	(58,488)
(33,940)	United Community Banks Inc	HSBC	(39,710)
1,689	United Fire Group Inc	Barclays Bank	2,179
10,131	United Fire Group Inc	Goldman Sachs	14,183
4,755	United Fire Group Inc	HSBC	4,470
5,903	United Fire Group Inc	Morgan Stanley	7,615
63,768	United Insurance Holdings Corp	Barclays Bank	2,551
7,565	United Insurance Holdings Corp	Goldman Sachs	151
39,051	United Insurance Holdings Corp	HSBC	(21,478)
34,844	United Insurance Holdings Corp	Morgan Stanley	1,394
(2,897)	United Natural Foods Inc	Bank of America Merrill Lynch	(3,911)
(7,145)	United Natural Foods Inc	Barclays Bank	(33,939)
(3,247)	United Natural Foods Inc	Goldman Sachs	(5,488)
(550)	United Natural Foods Inc	HSBC	(235)
(651)	United Natural Foods Inc	Morgan Stanley	(3,092)
(1,427)	United Parcel Service Inc 'B'	Bank of America Merrill Lynch	(2,291)
6,303	United Parcel Service Inc 'B'	Barclays Bank	32,713
(1,057)	United Parcel Service Inc 'B'	Barclays Bank	(5,486)
503	United Parcel Service Inc 'B'	Goldman Sachs	5,204
(1,164)	United Parcel Service Inc 'B'	Goldman Sachs	221
4,841	United Parcel Service Inc 'B'	HSBC	(3,829)
5,824	United Parcel Service Inc 'B'	Morgan Stanley	30,227
(2,089)	United Parcel Service Inc 'B'	Morgan Stanley	(10,842)
3,208	United Rentals Inc	Bank of America Merrill Lynch	50,510
1,283	United Rentals Inc	Barclays Bank	25,134
6,456	United Rentals Inc	Goldman Sachs	78,702
2,110	United Rentals Inc	HSBC	12,193
4,443	United Rentals Inc	Morgan Stanley	85,393
26,606	United Security Bancshares	Barclays Bank	6,918
15,122	United Security Bancshares	Goldman Sachs	9,083
16,729	United Security Bancshares	HSBC	3,179
16,116	United Security Bancshares	Morgan Stanley	4,190
64,731	United States Cellular Corp	Barclays Bank	53,079
33,140	United States Cellular Corp	Goldman Sachs	59,320
21,061	United States Cellular Corp	HSBC	23,048
25,467	United States Cellular Corp	Morgan Stanley	20,883
(978)	United States Lime & Minerals Inc	Bank of America Merrill Lynch	(4,890)
(791)	United States Lime & Minerals Inc	Morgan Stanley	(2,792)
(5,422)	United States Steel Corp	Bank of America Merrill Lynch	(8,128)
(13,807)	United States Steel Corp	Barclays Bank	(4,833)
(10,045)	United States Steel Corp	Goldman Sachs	(6,781)
(22,094)	United States Steel Corp	HSBC	4,364
(12,387)	United States Steel Corp	Morgan Stanley	(4,335)
790	United Therapeutics Corp	Barclays Bank	16,803
3,463	United Therapeutics Corp	HSBC	182,950
(830)	UnitedHealth Group Inc	Barclays Bank	(8,466)
(5,320)	UnitedHealth Group Inc	Goldman Sachs	(69,479)
(7,477)	UnitedHealth Group Inc	HSBC	(107,153)
(58,257)	Uniti Group Inc (REIT)	Goldman Sachs	(44,275)
(62,213)	Uniti Group Inc (REIT)	HSBC	(49,770)
(532)	Unitil Corp	Bank of America Merrill Lynch	(1,117)
(1,233)	Unitil Corp	Barclays Bank	(382)
(2,567)	Unitil Corp	Goldman Sachs	(5,391)
(5,376)	Unitil Corp	HSBC	(9,414)
(1,749)	Unitil Corp	Morgan Stanley	(542)
6,399	Unity Bancorp Inc	Bank of America Merrill Lynch	2,944

保有高	銘柄	取引相手	未実現評価益/(損) (米ドル)
	米国(続き)		
4,869	Unity Bancorp Inc	Barclays Bank	2,873
12,010	Unity Bancorp Inc	Goldman Sachs	5,525
9,580	Unity Bancorp Inc	Morgan Stanley	5,652
(3,620)	Unity Software Inc	Bank of America Merrill Lynch	(14,951)
(11,644)	Unity Software Inc	Barclays Bank	8,849
(5,552)	Unity Software Inc	HSBC	(34,192)
(1,215)	Univar Solutions Inc	Bank of America Merrill Lynch	(3,256)
8,396	Univar Solutions Inc	Barclays Bank	16,288
(12,463)	Univar Solutions Inc	Barclays Bank	(24,178)
21,754	Univar Solutions Inc	Goldman Sachs	58,301
(16,636)	Univar Solutions Inc	Goldman Sachs	(44,584)
17,960	Univar Solutions Inc	HSBC	43,822
14,520	Univar Solutions Inc	Morgan Stanley	28,169
(4,843)	Univar Solutions Inc	Morgan Stanley	(9,395)
(2,165)	Universal Corp	Bank of America Merrill Lynch	(2,338)
(5,224)	Universal Corp	Barclays Bank	(11,806)
(1,436)	Universal Corp	Goldman Sachs	(1,551)
(3,464)	Universal Corp	HSBC	(15,242)
(38,350)	Universal Corp	Morgan Stanley	(86,671)
(207)	Universal Display Corp	Bank of America Merrill Lynch	(683)
(1,952)	Universal Display Corp	Barclays Bank	(8,960)
1,892	Universal Display Corp	Barclays Bank	8,684
(2,045)	Universal Display Corp	Goldman Sachs	(6,524)
645	Universal Display Corp	Goldman Sachs	2,559
(275)	Universal Display Corp	HSBC	(1,144)
1,281	Universal Display Corp	HSBC	5,329
(434)	Universal Display Corp	Morgan Stanley	688
3,320	Universal Electronics Inc	Barclays Bank	(764)
(457)	Universal Health Realty Income Trust (REIT)	Bank of America Merrill Lynch	(1,120)
(11,493)	Universal Health Realty Income Trust (REIT)	Barclays Bank	(20,343)
(20,727)	Universal Health Realty Income Trust (REIT)	Goldman Sachs	(50,781)
(19,295)	Universal Health Realty Income Trust (REIT)	HSBC	(53,254)
(2,056)	Universal Health Realty Income Trust (REIT)	Morgan Stanley	(3,639)
345	Universal Health Services Inc 'B'	Bank of America Merrill Lynch	1,565
(8,532)	Universal Health Services Inc 'B'	Barclays Bank	(18,258)
1,135	Universal Health Services Inc 'B'	Barclays Bank	2,429
(9,298)	Universal Health Services Inc 'B'	Goldman Sachs	3,440
600	Universal Health Services Inc 'B'	Goldman Sachs	(1,962)
1,716	Universal Health Services Inc 'B'	HSBC	4,378
13,054	Universal Insurance Holdings Inc	Barclays Bank	5,744
5,045	Universal Insurance Holdings Inc	HSBC	303
(1,247)	Universal Logistics Holdings Inc	Barclays Bank	(3,965)
(10,938)	Universal Logistics Holdings Inc	Goldman Sachs	(26,470)
(14,919)	Universal Logistics Holdings Inc	HSBC	(71,014)
3,266	Universal Technical Institute Inc	Bank of America Merrill Lynch	2,090
12,201	Universal Technical Institute Inc	Barclays Bank	10,615
30,115	Universal Technical Institute Inc	Goldman Sachs	19,274
7,929	Universal Technical Institute Inc	HSBC	3,647
17,679	Universal Technical Institute Inc	Morgan Stanley	15,381
24,733	Univest Financial Corp	Bank of America Merrill Lynch	22,754
29,477	Univest Financial Corp	Barclays Bank	9,138
72,273	Univest Financial Corp	Goldman Sachs	66,491
5,692	Univest Financial Corp	HSBC	1,708
2,256	Unum Group	Bank of America Merrill Lynch	3,709
9,346	Unum Group	Barclays Bank	10,280
23,189	Unum Group	Goldman Sachs	36,556
9,065	Unum Group	HSBC	14,321
(5,591)	Upland Software Inc	Bank of America Merrill Lynch	(1,000)
(7,054)	Upland Software Inc	Barclays Bank	564
(4,705)	Upland Software Inc	Goldman Sachs	(518)
945	Upstart Holdings Inc	Bank of America Merrill Lynch	(765)
784	Upstart Holdings Inc	HSBC	8,291

保有高	銘柄	取引相手	未実現評価益/(損) (米ドル)
米国(続き)			
(10,356)	Upwork Inc	Barclays Bank	(6,939)
(22,302)	Upwork Inc	Goldman Sachs	(43,712)
(18,808)	Upwork Inc	HSBC	(4,650)
(69,845)	Uranium Energy Corp	Goldman Sachs	(30,732)
(40,578)	Uranium Energy Corp	HSBC	(16,231)
(6,304)	Uranium Energy Corp	Morgan Stanley	(1,702)
(145,578)	Urban Edge Properties (REIT)	Barclays Bank	(132,476)
(87,466)	Urban Edge Properties (REIT)	Goldman Sachs	18,368
(7,539)	Urban Edge Properties (REIT)	HSBC	(4,825)
(6,764)	Urban Edge Properties (REIT)	Morgan Stanley	(6,155)
(3,461)	Urban One Inc	Goldman Sachs	(2,423)
20,841	Urban Outfitters Inc	Bank of America Merrill Lynch	(35,847)
21,543	Urban Outfitters Inc	Barclays Bank	30,591
19,924	Urban Outfitters Inc	Goldman Sachs	(34,269)
12,943	Urban Outfitters Inc	HSBC	(28,709)
6,733	Urban Outfitters Inc	Morgan Stanley	9,561
13,775	Ur-Energy Inc	Bank of America Merrill Lynch	1,515
21,782	Ur-Energy Inc	Barclays Bank	1,307
105,254	Ur-Energy Inc	Goldman Sachs	11,578
25,000	Ur-Energy Inc	HSBC	2,500
3,782	UroGen Pharma Ltd	Barclays Bank	(189)
11,300	UroGen Pharma Ltd	Goldman Sachs	(1,469)
12,971	UroGen Pharma Ltd	Morgan Stanley	(649)
(49,310)	Urstadt Biddle Properties Inc 'A' (REIT)	Barclays Bank	(45,858)
(66,832)	Urstadt Biddle Properties Inc 'A' (REIT)	Goldman Sachs	(42,772)
(15,577)	Urstadt Biddle Properties Inc 'A' (REIT)	HSBC	(10,125)
(17,205)	Urstadt Biddle Properties Inc 'A' (REIT)	Morgan Stanley	(16,001)
12,822	US Bancorp	Bank of America Merrill Lynch	52,058
27,852	US Bancorp	Barclays Bank	44,007
66,172	US Bancorp	Goldman Sachs	256,748
19,100	US Bancorp	HSBC	63,215
5,909	US Bancorp	Morgan Stanley	6,867
(2,545)	US Foods Holding Corp	Bank of America Merrill Lynch	2,392
(31,433)	US Foods Holding Corp	Barclays Bank	(64,752)
(9,676)	US Foods Holding Corp	Goldman Sachs	9,095
(15,404)	US Foods Holding Corp	HSBC	27,589
59,520	US Oncology Inc	Bank of America Merrill Lynch	(59)
7,474	US Oncology Inc	Barclays Bank	-
41,718	US Oncology Inc	Goldman Sachs	(42)
8,296	US Oncology Inc	Morgan Stanley	-
(283)	US Physical Therapy Inc	Bank of America Merrill Lynch	(698)
(6,423)	US Physical Therapy Inc	Barclays Bank	(32,500)
(457)	US Physical Therapy Inc	Goldman Sachs	(4,949)
(3,124)	US Silica Holdings Inc	Goldman Sachs	(6,404)
(16,604)	US Silica Holdings Inc	HSBC	(27,729)
(4,085)	US Silica Holdings Inc	Morgan Stanley	(7,026)
(8,746)	US Xpress Enterprises Inc 'A'	Bank of America Merrill Lynch	1,924
(17,283)	US Xpress Enterprises Inc 'A'	Barclays Bank	(691)
(3,643)	USA Truck Inc	Bank of America Merrill Lynch	3,461
(1,034)	USA Truck Inc	Barclays Bank	(196)
(3,909)	USA Truck Inc	Goldman Sachs	3,714
(866)	USANA Health Sciences Inc	Bank of America Merrill Lynch	(1,282)
(437)	USANA Health Sciences Inc	Barclays Bank	(1,363)
(2,606)	USANA Health Sciences Inc	Goldman Sachs	(3,857)
(291)	USANA Health Sciences Inc	HSBC	327
(2,296)	Utah Medical Products Inc	HSBC	(3,547)
(3,750)	Utah Medical Products Inc	Morgan Stanley	(2,681)
(7,924)	Utz Brands Inc	Bank of America Merrill Lynch	(3,559)
(12,392)	Utz Brands Inc	Barclays Bank	(13,879)
(17,399)	Utz Brands Inc	Goldman Sachs	(5,337)
(19,706)	UWM Holdings Corp	Barclays Bank	(1,478)
(6,567)	UWM Holdings Corp	Morgan Stanley	(493)

保有高	銘柄	取引相手	未実現評価益/(損) (米ドル)
米国(続き)			
(39,294)	VAALCO Energy Inc	Bank of America Merrill Lynch	(46,367)
(21,548)	VAALCO Energy Inc	Barclays Bank	(24,996)
(5,845)	VAALCO Energy Inc	Goldman Sachs	(6,897)
(6,576)	VAALCO Energy Inc	Morgan Stanley	(7,628)
1,153	Vacasa Inc 'A'	Bank of America Merrill Lynch	(104)
11,118	Vacasa Inc 'A'	Barclays Bank	1,445
5,069	Vacasa Inc 'A'	Goldman Sachs	(456)
17,751	Vacasa Inc 'A'	HSBC	(22,011)
1,660	Vacasa Inc 'A'	Morgan Stanley	216
(11,224)	Vail Resorts Inc	Barclays Bank	(112,913)
(8,337)	Vail Resorts Inc	Goldman Sachs	(155,318)
(2,318)	Vail Resorts Inc	HSBC	(33,055)
2,043	Valaris Ltd	Bank of America Merrill Lynch	4,134
5,929	Valaris Ltd	Barclays Bank	16,572
2,289	Valaris Ltd	Goldman Sachs	4,859
8,479	Valaris Ltd	HSBC	53,010
2,985	Valaris Ltd	Morgan Stanley	8,567
635	Valero Energy Corp	Barclays Bank	6,610
1,695	Valero Energy Corp	Goldman Sachs	11,170
751	Valero Energy Corp	HSBC	11,956
9,112	Valero Energy Corp	Morgan Stanley	94,856
(4,085)	Valhi Inc	Bank of America Merrill Lynch	(39,257)
(962)	Valhi Inc	Barclays Bank	(3,608)
(5,835)	Valhi Inc	Goldman Sachs	(56,074)
(2,293)	Valhi Inc	HSBC	(28,777)
(786)	Valhi Inc	Morgan Stanley	(2,948)
(106,982)	Valley National Bancorp	Bank of America Merrill Lynch	(91,206)
(138,758)	Valley National Bancorp	Barclays Bank	(42,939)
(262,049)	Valley National Bancorp	Goldman Sachs	(237,839)
(256,566)	Valley National Bancorp	HSBC	(193,233)
(50,903)	Valley National Bancorp	Morgan Stanley	(15,525)
(276)	Valmont Industries Inc	Bank of America Merrill Lynch	(4,179)
2,067	Valmont Industries Inc	Barclays Bank	18,107
(2,601)	Valmont Industries Inc	Barclays Bank	(22,785)
3,527	Valmont Industries Inc	Goldman Sachs	53,399
(2,652)	Valmont Industries Inc	Goldman Sachs	(40,085)
406	Valmont Industries Inc	HSBC	6,892
(571)	Value Line Inc	Bank of America Merrill Lynch	2,267
(1,145)	Value Line Inc	HSBC	1,924
11,081	Valvoline Inc	Bank of America Merrill Lynch	37,733
(42,507)	Valvoline Inc	Barclays Bank	(143,249)
8,370	Valvoline Inc	Barclays Bank	28,207
1,071	Valvoline Inc	Goldman Sachs	3,600
9,076	Valvoline Inc	HSBC	40,350
2,974	Valvoline Inc	Morgan Stanley	10,022
(2,183)	Vanda Pharmaceuticals Inc	Bank of America Merrill Lynch	(633)
(3,613)	Vanda Pharmaceuticals Inc	Barclays Bank	(1,373)
(28,481)	Vanda Pharmaceuticals Inc	Goldman Sachs	(8,259)
(5,923)	Vanda Pharmaceuticals Inc	HSBC	(1,960)
(2,239)	Vanda Pharmaceuticals Inc	Morgan Stanley	44
(6,885)	Vapotherm Inc	Bank of America Merrill Lynch	1,102
(10,440)	Vapotherm Inc	Barclays Bank	(1,044)
(17,068)	Vapotherm Inc	Goldman Sachs	1,264
(4,954)	Vapotherm Inc	HSBC	(1,754)
5,506	Varex Imaging Corp	Bank of America Merrill Lynch	3,273
12,575	Varex Imaging Corp	Barclays Bank	4,276
3,508	Varex Imaging Corp	Goldman Sachs	2,350
9,186	Varex Imaging Corp	HSBC	12,753
13,377	Varex Imaging Corp	Morgan Stanley	4,548
(2,415)	Varonis Systems Inc	Barclays Bank	(74)
17,904	Varonis Systems Inc	Barclays Bank	(17,188)
7,735	Varonis Systems Inc	Goldman Sachs	20,575

保有高	銘柄	取引相手	未実現評価益/(損) (米ドル)
米国(続々)			
(1,846)	Varonis Systems Inc	Goldman Sachs	(4,910)
9,322	Varonis Systems Inc	HSBC	27,686
(7,183)	Varonis Systems Inc	HSBC	(20,495)
(1,254)	Varonis Systems Inc	Morgan Stanley	1,204
(41,725)	Vaxart Inc	Barclays Bank	(12,935)
(6,056)	Vaxart Inc	Goldman Sachs	(3,331)
(14,997)	Vaxart Inc	HSBC	(7,798)
(1,461)	Vaxcyte Inc	Bank of America Merrill Lynch	(1,461)
(18,643)	Vaxcyte Inc	Barclays Bank	19,016
(3,071)	Vaxcyte Inc	Goldman Sachs	(3,071)
(2,413)	Vaxcyte Inc	HSBC	(9,966)
(943)	Vaxcyte Inc	Morgan Stanley	962
(78,934)	VBI Vaccines Inc	Bank of America Merrill Lynch	9,883
(107,240)	VBI Vaccines Inc	Barclays Bank	1,812
(24,635)	VBI Vaccines Inc	Goldman Sachs	3,084
(29,974)	VBI Vaccines Inc	HSBC	4,352
(26,947)	Vector Group Ltd	Barclays Bank	(10,509)
(43,755)	Vector Group Ltd	Goldman Sachs	7,876
3,260	Vectrus Inc	Bank of America Merrill Lynch	(1,141)
7,890	Vectrus Inc	Barclays Bank	(1,026)
20,781	Vectrus Inc	Goldman Sachs	(7,273)
(1,159)	Veeco Instruments Inc	Bank of America Merrill Lynch	(197)
(19,221)	Veeco Instruments Inc	Barclays Bank	(1,922)
(5,629)	Veeco Instruments Inc	Goldman Sachs	(1,226)
(3,315)	Veeco Instruments Inc	HSBC	(4,966)
(6,230)	Veeco Instruments Inc	Morgan Stanley	(623)
1,004	Veeva Systems Inc 'A'	Bank of America Merrill Lynch	1,172
(3,034)	Veeva Systems Inc 'A'	Barclays Bank	(16,080)
434	Veeva Systems Inc 'A'	Goldman Sachs	2,855
(932)	Veeva Systems Inc 'A'	HSBC	(4,400)
2,423	Veeva Systems Inc 'A'	Morgan Stanley	12,842
41,407	Velo3D Inc	HSBC	(3,866)
7,726	Velo3D Inc	Morgan Stanley	77
573	Velocity Financial Inc	Bank of America Merrill Lynch	17
13,880	Velocity Financial Inc	HSBC	694
15,185	Velocity Financial Inc	Morgan Stanley	7,744
(29,472)	Ventas Inc (REIT)	Barclays Bank	(27,706)
(30,729)	Ventas Inc (REIT)	Goldman Sachs	(40,562)
(28,186)	Ventas Inc (REIT)	HSBC	(35,514)
4,134	Ventyx Biosciences Inc	Barclays Bank	3,803
3,816	Ventyx Biosciences Inc	Goldman Sachs	16,409
2,816	Ventyx Biosciences Inc	Morgan Stanley	2,591
(67,959)	Venus Concept Inc	Barclays Bank	(5,437)
(19,015)	Venus Concept Inc	Goldman Sachs	570
(30,542)	Vera Bradley Inc	Barclays Bank	(12,217)
(11,831)	Vera Bradley Inc	Goldman Sachs	(1,775)
(3,001)	Vera Bradley Inc	Morgan Stanley	(1,200)
(2,144)	Vera Therapeutics Inc	Barclays Bank	(1,822)
(1,122)	Vera Therapeutics Inc	HSBC	1,032
6,496	Veracyte Inc	Bank of America Merrill Lynch	10,459
10,382	Veracyte Inc	Barclays Bank	2,596
4,480	Veracyte Inc	Goldman Sachs	7,213
4,266	Veracyte Inc	HSBC	5,077
1,303	Veracyte Inc	Morgan Stanley	940
14,088	Verastem Inc	Barclays Bank	-
14,170	Verastem Inc	Goldman Sachs	3,117
45,976	Verastem Inc	HSBC	5,057
10,074	Verastem Inc	Morgan Stanley	-
(3,394)	Vericel Corp	Barclays Bank	(713)
(6,943)	Vericel Corp	Goldman Sachs	1,389
(1,128)	Vericel Corp	HSBC	(1,561)
(1,155)	Vericel Corp	Morgan Stanley	(243)

保有高	銘柄	取引相手	未実現評価益/(損) (米ドル)
米国(続々)			
12,976	Verint Systems Inc	Barclays Bank	260
28,242	Verint Systems Inc	Goldman Sachs	(22,876)
13,181	Verint Systems Inc	HSBC	4,747
(13,425)	Veris Residential Inc (REIT)	Bank of America Merrill Lynch	(10,354)
(31,611)	Veris Residential Inc (REIT)	Barclays Bank	(37,301)
(3,638)	Veris Residential Inc (REIT)	HSBC	(5,419)
(11,150)	Veris Residential Inc (REIT)	Morgan Stanley	(10,577)
(5,807)	VeriSign Inc	Bank of America Merrill Lynch	(51,973)
(1,235)	VeriSign Inc	Barclays Bank	(8,386)
2,442	VeriSign Inc	Barclays Bank	16,581
(4,665)	VeriSign Inc	Goldman Sachs	(41,752)
2,677	VeriSign Inc	Goldman Sachs	24,711
1,188	VeriSign Inc	HSBC	6,347
1,250	VeriSign Inc	Morgan Stanley	8,488
(9,453)	Verisk Analytics Inc	Bank of America Merrill Lynch	(37,150)
(4,500)	Verisk Analytics Inc	Barclays Bank	(22,500)
(5,594)	Verisk Analytics Inc	Goldman Sachs	(21,984)
(7,054)	Verisk Analytics Inc	HSBC	5,171
(4,400)	Verisk Analytics Inc	Morgan Stanley	(22,000)
(3,934)	Veritex Holdings Inc	Bank of America Merrill Lynch	(6,406)
(1,996)	Veritex Holdings Inc	Barclays Bank	(2,398)
(2,378)	Veritex Holdings Inc	Goldman Sachs	(4,875)
(9,324)	Veritex Holdings Inc	HSBC	(14,457)
(3,902)	Veritex Holdings Inc	Morgan Stanley	(5,541)
(199)	Veritiv Corp	Bank of America Merrill Lynch	(1,223)
(1,675)	Veritiv Corp	Barclays Bank	(15,326)
(1,033)	Veritiv Corp	Goldman Sachs	3,264
(14,271)	Veritone Inc	Barclays Bank	(3,425)
(14,195)	Veritone Inc	Goldman Sachs	(3,957)
(35,524)	Verizon Communications Inc	Barclays Bank	(49,911)
37,706	Verizon Communications Inc	Barclays Bank	52,977
(63,482)	Verizon Communications Inc	Goldman Sachs	(129,186)
(17,956)	Verra Mobility Corp	Bank of America Merrill Lynch	(17,597)
(17,171)	Verra Mobility Corp	Barclays Bank	(8,586)
(33,857)	Verra Mobility Corp	Goldman Sachs	(33,180)
(15,525)	Verra Mobility Corp	HSBC	(49,680)
(5,868)	Verra Mobility Corp	Morgan Stanley	(2,934)
(4,709)	Verrica Pharmaceuticals Inc	Bank of America Merrill Lynch	19,166
(3,298)	Verrica Pharmaceuticals Inc	Barclays Bank	14,247
(10,174)	Verrica Pharmaceuticals Inc	Goldman Sachs	41,408
(2,085)	Verrica Pharmaceuticals Inc	HSBC	8,549
(2,050)	Verrica Pharmaceuticals Inc	Morgan Stanley	8,856
9,512	Vertex Energy Inc	Barclays Bank	3,995
1,532	Vertex Inc 'A'	Barclays Bank	(1,210)
1,517	Vertex Inc 'A'	HSBC	(2,063)
(3,394)	Vertex Pharmaceuticals Inc	Bank of America Merrill Lynch	(47,855)
(845)	Vertex Pharmaceuticals Inc	Goldman Sachs	(11,915)
(2,853)	Vertex Pharmaceuticals Inc	HSBC	(94,862)
(184)	Vertex Pharmaceuticals Inc	Morgan Stanley	15
(86,572)	Vertiv Holdings Co	Barclays Bank	(38,958)
(30,450)	Vertiv Holdings Co	Goldman Sachs	(13,702)
(4,449)	Vertiv Holdings Co	HSBC	(356)
(5,179)	Vertiv Holdings Co	Morgan Stanley	(2,331)
(5,198)	Verve Therapeutics Inc	Barclays Bank	(7,641)
(1,605)	Verve Therapeutics Inc	Goldman Sachs	(2,584)
(6,312)	VF Corp	Bank of America Merrill Lynch	(20,813)
(5,592)	VF Corp	Barclays Bank	(17,524)
37,449	VF Corp	Barclays Bank	144,553
(3,278)	VF Corp	Goldman Sachs	(1,653)
9,261	VF Corp	Goldman Sachs	31,117
(929)	VF Corp	HSBC	(2,620)
(2,417)	VF Corp	Morgan Stanley	(9,330)

保有高	銘柄	取引相手	未実現評価益/(損) (米ドル)
米国(続き)			
(5,501)	Via Renewables Inc	Bank of America Merrill Lynch	(2,695)
(21,138)	Via Renewables Inc	Barclays Bank	(3,805)
(17,716)	Via Renewables Inc	HSBC	(14,704)
(909)	Via Renewables Inc	Morgan Stanley	(164)
8,201	ViacomCBS Inc 'A'	Bank of America Merrill Lynch	50,682
5,548	ViacomCBS Inc 'A'	Barclays Bank	4,106
3,020	ViacomCBS Inc 'A'	Goldman Sachs	18,664
9,326	ViacomCBS Inc 'A'	HSBC	61,645
3,394	ViacomCBS Inc 'A'	Morgan Stanley	2,512
(2,031)	ViacomCBS Inc 'B'	Bank of America Merrill Lynch	(2,897)
1,917	ViacomCBS Inc 'B'	Goldman Sachs	4,509
(5,522)	ViacomCBS Inc 'B'	HSBC	(35,893)
4,029	ViacomCBS Inc 'B'	HSBC	19,459
(2,047)	Viad Corp	Bank of America Merrill Lynch	(1,872)
(4,174)	Viad Corp	Barclays Bank	914
(5,311)	Viad Corp	Goldman Sachs	212
(9,807)	Viad Corp	HSBC	(7,483)
(1,162)	Viad Corp	Morgan Stanley	198
1,454	Viant Technology Inc 'A'	Barclays Bank	349
14,621	Viant Technology Inc 'A'	Goldman Sachs	3,070
3,526	Viant Technology Inc 'A'	HSBC	1,975
1,895	Viant Technology Inc 'A'	Morgan Stanley	455
2,015	Viasat Inc	Bank of America Merrill Lynch	659
(8,086)	Viasat Inc	Goldman Sachs	(22,964)
1,129	Viasat Inc	Goldman Sachs	3,206
(1,506)	Viasat Inc	HSBC	(5,226)
1,123	Viasat Inc	HSBC	824
3,243	Viasat Inc	Morgan Stanley	162
35,383	Viatrix Inc	Bank of America Merrill Lynch	32,906
68,051	Viatrix Inc	Barclays Bank	29,942
45,202	Viatrix Inc	Goldman Sachs	42,038
41,971	Viatrix Inc	Morgan Stanley	18,467
9,849	Viavi Solutions Inc	Bank of America Merrill Lynch	1,862
69,163	Viavi Solutions Inc	Barclays Bank	19,020
50,340	Viavi Solutions Inc	Goldman Sachs	16,841
3,585	Viavi Solutions Inc	HSBC	684
10,342	Viavi Solutions Inc	Morgan Stanley	2,535
(199,363)	VICI Properties Inc (REIT)	Barclays Bank	(303,032)
(101,061)	VICI Properties Inc (REIT)	Goldman Sachs	(168,772)
(22,309)	VICI Properties Inc (REIT)	HSBC	(76,520)
(2,631)	VICI Properties Inc (REIT)	Morgan Stanley	(3,999)
(695)	Vicor Corp	Bank of America Merrill Lynch	(7,506)
(2,930)	Vicor Corp	Barclays Bank	(17,170)
(8,823)	Vicor Corp	Goldman Sachs	(95,288)
(2,992)	Victoria's Secret & Co	Bank of America Merrill Lynch	18,461
(7,374)	Victoria's Secret & Co	Barclays Bank	12,093
(4,029)	Victoria's Secret & Co	Goldman Sachs	24,859
(4,873)	Victoria's Secret & Co	HSBC	25,974
(3,838)	Victoria's Secret & Co	Morgan Stanley	6,294
(24,716)	Viemed Healthcare Inc	Barclays Bank	(5,190)
(40,677)	View Inc	Barclays Bank	(10,718)
(22,812)	View Inc	Goldman Sachs	(14,465)
27,678	ViewRay Inc	Barclays Bank	2,214
44,101	ViewRay Inc	Goldman Sachs	(3,087)
38,590	ViewRay Inc	Morgan Stanley	3,087
(41,907)	Viking Therapeutics Inc	Barclays Bank	(1,886)
(8,982)	Village Super Market Inc 'A'	Bank of America Merrill Lynch	(898)
(28,740)	Village Super Market Inc 'A'	Barclays Bank	(36,500)
(19,625)	Village Super Market Inc 'A'	Goldman Sachs	(1,963)
(5,390)	Village Super Market Inc 'A'	HSBC	(3,504)
(8,139)	Village Super Market Inc 'A'	Morgan Stanley	(10,337)
4,291	Vimeo Inc	Bank of America Merrill Lynch	(2,043)

保有高	銘柄	取引相手	未実現評価益/(損) (米ドル)
米国(続き)			
6,714	Vimeo Inc	Barclays Bank	(269)
7,965	Vimeo Inc	Goldman Sachs	(1,513)
11,149	Vimeo Inc	HSBC	1,535
16,314	Vimeo Inc	Morgan Stanley	(268)
(11,185)	Vince Holding Corp	Barclays Bank	4,635
(13,891)	Vince Holding Corp	Morgan Stanley	5,756
8,005	Vincerx Pharma Inc	Bank of America Merrill Lynch	(3,202)
7,347	Vincerx Pharma Inc	Barclays Bank	(367)
1,242	Vincerx Pharma Inc	Goldman Sachs	(497)
1,398	Vincerx Pharma Inc	HSBC	(769)
12,191	Vincerx Pharma Inc	Morgan Stanley	(610)
21,645	Vintage Wine Estates Inc	Barclays Bank	17,532
4,999	Vintage Wine Estates Inc	Goldman Sachs	500
10,166	Vintage Wine Estates Inc	HSBC	(610)
3,634	Vir Biotechnology Inc	Barclays Bank	7,813
(1,252)	Vir Biotechnology Inc	Barclays Bank	(2,692)
(5,913)	Vir Biotechnology Inc	Goldman Sachs	(23,711)
3,651	Vir Biotechnology Inc	HSBC	20,701
(1,248)	Vir Biotechnology Inc	HSBC	(7,076)
2,668	Viracta Therapeutics Inc	Barclays Bank	-
300	Viracta Therapeutics Inc	Goldman Sachs	(9)
14,411	Virgin Galactic Holdings Inc	Bank of America Merrill Lynch	11,961
9,185	Virgin Galactic Holdings Inc	Barclays Bank	4,317
(44,048)	Virgin Galactic Holdings Inc	Goldman Sachs	(36,560)
16,075	Virgin Galactic Holdings Inc	HSBC	15,432
2,091	Viridian Therapeutics Inc	Bank of America Merrill Lynch	(2,300)
1,190	Viridian Therapeutics Inc	Goldman Sachs	(1,309)
4,495	Viridian Therapeutics Inc	HSBC	7,952
(159,679)	VirnetX Holding Corp	Goldman Sachs	(22,355)
4,597	Virtu Financial Inc 'A'	Bank of America Merrill Lynch	(1,057)
(19,898)	Virtu Financial Inc 'A'	Barclays Bank	5,173
(12,745)	Virtu Financial Inc 'A'	HSBC	9,431
7,979	Virtu Financial Inc 'A'	HSBC	(5,904)
655	Virtus Investment Partners Inc	Bank of America Merrill Lynch	12,157
3,064	Virtus Investment Partners Inc	Barclays Bank	31,192
935	Virtus Investment Partners Inc	Goldman Sachs	19,934
982	Virtus Investment Partners Inc	HSBC	22,790
221	Virtus Investment Partners Inc	Morgan Stanley	2,250
2,502	Visa Inc 'A'	Barclays Bank	11,584
3,986	Visa Inc 'A'	Goldman Sachs	55,520
12,841	Visa Inc 'A'	Morgan Stanley	59,454
19,125	Vishay Intertechnology Inc	Bank of America Merrill Lynch	15,682
49,092	Vishay Intertechnology Inc	Barclays Bank	22,582
82,326	Vishay Intertechnology Inc	Goldman Sachs	67,507
69,178	Vishay Intertechnology Inc	HSBC	98,925
2,531	Vishay Intertechnology Inc	Morgan Stanley	1,164
(723)	Vishay Precision Group Inc	Bank of America Merrill Lynch	586
(14,744)	Vishay Precision Group Inc	Barclays Bank	(7,962)
(18,491)	Vishay Precision Group Inc	Goldman Sachs	14,978
(6,640)	Vishay Precision Group Inc	HSBC	(2,656)
(25,256)	VistaGen Therapeutics Inc	Bank of America Merrill Lynch	2,652
(80,551)	VistaGen Therapeutics Inc	Barclays Bank	(3,625)
(19,547)	VistaGen Therapeutics Inc	HSBC	1,857
1,721	Visteon Corp	Bank of America Merrill Lynch	10,670
2,618	Visteon Corp	Goldman Sachs	16,232
575	Visteon Corp	HSBC	4,560
1,493	Visteon Corp	Morgan Stanley	5,479
84,083	Vistra Corp	Goldman Sachs	97,536
(9,217)	Vistra Corp	Goldman Sachs	(10,692)
7,320	Vistra Corp	HSBC	21,503
18,510	Vita Coco Co Inc	Barclays Bank	20,731
32,067	Vital Farms Inc	Barclays Bank	(10,582)

保有高	銘柄	取引相手	未実現評価益/(損) (米ドル)
米国(続き)			
6,515	Vital Farms Inc	Goldman Sachs	3,779
13,677	Vital Farms Inc	HSBC	(26,123)
165	Vital Farms Inc	Morgan Stanley	(54)
(7,171)	Vivid Seats Inc 'A'	Barclays Bank	(10,039)
(8,753)	Vivid Seats Inc 'A'	HSBC	(4,464)
(15,289)	Vivint Smart Home Inc	Barclays Bank	(612)
(11,912)	Vivint Smart Home Inc	Goldman Sachs	(2,740)
(1,868)	VMware Inc 'A'	Barclays Bank	(18,157)
(5,325)	VMware Inc 'A'	Goldman Sachs	(152,029)
(45,340)	Volta Inc	Barclays Bank	(9,068)
(13)	Volta Inc	HSBC	(7)
(8,664)	Vontier Corp	Bank of America Merrill Lynch	(1,473)
(12,107)	Vontier Corp	Barclays Bank	11,381
(68,454)	Vontier Corp	Goldman Sachs	(10,399)
(31,875)	Vontier Corp	HSBC	(5,925)
(4,815)	Vontier Corp	Morgan Stanley	4,526
2,356	Vor BioPharma Inc	Goldman Sachs	565
(5,201)	Vornado Realty Trust (REIT)	Bank of America Merrill Lynch	(613)
(30,257)	Vornado Realty Trust (REIT)	Barclays Bank	(29,955)
(13,427)	Vornado Realty Trust (REIT)	Goldman Sachs	(4,834)
(69,917)	Vornado Realty Trust (REIT)	HSBC	35,658
(3,706)	VOXX International Corp	Bank of America Merrill Lynch	(7,041)
(14,575)	VOXX International Corp	Barclays Bank	(10,494)
(2,100)	VOXX International Corp	Goldman Sachs	(3,990)
(3,911)	VOXX International Corp	HSBC	(6,531)
47,030	Voya Financial Inc	Barclays Bank	157,080
39,475	Voya Financial Inc	Goldman Sachs	235,271
39,744	Voya Financial Inc	HSBC	200,310
6,882	Voyager Therapeutics Inc	Bank of America Merrill Lynch	(3,303)
7,466	Voyager Therapeutics Inc	Goldman Sachs	(3,584)
3,649	Voyager Therapeutics Inc	HSBC	2,846
76,843	Vroom Inc	Bank of America Merrill Lynch	(5,763)
51,480	Vroom Inc	Barclays Bank	257
182,281	Vroom Inc	Goldman Sachs	(13,671)
91,159	Vroom Inc	HSBC	28,715
54,941	Vroom Inc	Morgan Stanley	274
(2,766)	VSE Corp	Bank of America Merrill Lynch	(1,411)
(11,709)	VSE Corp	Barclays Bank	(25,877)
(5,985)	VSE Corp	Goldman Sachs	(3,052)
(3,626)	VSE Corp	Morgan Stanley	(8,013)
2,455	Vulcan Materials Co	Bank of America Merrill Lynch	10,540
(1,490)	Vulcan Materials Co	Bank of America Merrill Lynch	(6,198)
17,592	Vulcan Materials Co	Barclays Bank	9,852
(11,809)	Vulcan Materials Co	Barclays Bank	(2,547)
(3,179)	Vulcan Materials Co	Goldman Sachs	(13,319)
1,503	Vulcan Materials Co	HSBC	2,285
(3,862)	Vulcan Materials Co	HSBC	(5,870)
23,960	Vulcan Materials Co	Morgan Stanley	13,418
(2,762)	Vulcan Materials Co	Morgan Stanley	(4,347)
(8,953)	VYNE Therapeutics Inc	Barclays Bank	123
(49,252)	VYNE Therapeutics Inc	Goldman Sachs	527
16,085	W R Berkley Corp	Barclays Bank	41,499
66,277	W R Berkley Corp	Goldman Sachs	180,284
14,454	W R Berkley Corp	HSBC	46,108
92,752	W&T Offshore Inc	Goldman Sachs	117,795
5,955	Wabash National Corp	Bank of America Merrill Lynch	4,347
2,853	Wabash National Corp	Barclays Bank	1,084
25,030	Wabash National Corp	Goldman Sachs	18,272
34,632	Wabash National Corp	HSBC	24,738
4,516	Wabash National Corp	Morgan Stanley	1,716
(26,281)	Waitr Holdings Inc	Goldman Sachs	618
(7,617)	Walgreens Boots Alliance Inc	Bank of America Merrill Lynch	3,462

保有高	銘柄	取引相手	未実現評価益/(損) (米ドル)
米国(続き)			
(32,916)	Walgreens Boots Alliance Inc	Barclays Bank	(37,312)
(17,135)	Walgreens Boots Alliance Inc	Goldman Sachs	13,833
(20,415)	Walgreens Boots Alliance Inc	HSBC	7,962
(19,688)	Walgreens Boots Alliance Inc	Morgan Stanley	(19,139)
5,924	Walker & Dunlop Inc	Goldman Sachs	34,241
834	Walker & Dunlop Inc	HSBC	4,846
(41)	Walmart Inc	Bank of America Merrill Lynch	825
1,039	Walmart Inc	Barclays Bank	5,704
14,782	Walmart Inc	Goldman Sachs	(192,178)
(12,326)	Walmart Inc	Goldman Sachs	190,488
(3,635)	Walmart Inc	HSBC	55,170
3,627	Walmart Inc	Morgan Stanley	19,912
(1,431)	Walmart Inc	Morgan Stanley	(7,856)
10,796	Walt Disney Co	Bank of America Merrill Lynch	6,594
4,210	Walt Disney Co	Barclays Bank	12,251
(9,481)	Walt Disney Co	Goldman Sachs	(33,752)
(9,035)	Walt Disney Co	HSBC	(15,902)
(11,404)	Walt Disney Co	Morgan Stanley	(33,186)
2,324	Walt Disney Co	Morgan Stanley	6,763
(34,459)	Warby Parker Inc 'A'	Bank of America Merrill Lynch	(24,122)
(2,479)	Warner Music Group Corp 'A'	Barclays Bank	(99)
(9,599)	Warner Music Group Corp 'A'	Goldman Sachs	(4,128)
4,405	Warner Music Group Corp 'A'	Goldman Sachs	1,894
(9,540)	Warner Music Group Corp 'A'	HSBC	(24,506)
(6,004)	Warner Music Group Corp 'A'	Morgan Stanley	(240)
(4,642)	Warrior Met Coal Inc	Barclays Bank	(3,296)
(6,008)	Warrior Met Coal Inc	Goldman Sachs	(9,312)
(72,558)	Washington (REIT)	Goldman Sachs	(91,423)
2,738	Washington Federal Inc	Bank of America Merrill Lynch	4,819
29,030	Washington Federal Inc	Barclays Bank	28,159
54,027	Washington Federal Inc	Goldman Sachs	95,088
44,724	Washington Federal Inc	HSBC	67,980
6,094	Washington Federal Inc	Morgan Stanley	5,911
1,555	Washington Trust Bancorp Inc	Bank of America Merrill Lynch	4,223
13,609	Washington Trust Bancorp Inc	Barclays Bank	23,238
452	Washington Trust Bancorp Inc	Goldman Sachs	1,067
1,198	Washington Trust Bancorp Inc	HSBC	3,882
28,431	Washington Trust Bancorp Inc	Morgan Stanley	50,303
40,788	Waste Connections Inc	Barclays Bank	75,866
7,027	Waste Connections Inc	Goldman Sachs	6,043
16,734	Waste Connections Inc	HSBC	80,323
4,173	Waste Connections Inc	Morgan Stanley	7,762
(386)	Waste Management Inc	Bank of America Merrill Lynch	(455)
(8,918)	Waste Management Inc	Barclays Bank	(19,838)
(20,408)	Waste Management Inc	Goldman Sachs	(24,831)
(1,535)	Waste Management Inc	HSBC	(3,735)
(7,951)	Waste Management Inc	Morgan Stanley	(17,717)
1,218	Waters Corp	Bank of America Merrill Lynch	6,550
1,086	Waters Corp	Barclays Bank	7,743
1,044	Waters Corp	Goldman Sachs	7,402
2,099	Waters Corp	HSBC	23,097
57	Waters Corp	Morgan Stanley	406
(3,243)	Waterstone Financial Inc	Bank of America Merrill Lynch	(2,984)
(18,280)	Waterstone Financial Inc	Barclays Bank	(9,140)
(24,205)	Waterstone Financial Inc	Goldman Sachs	(20,022)
(12,915)	Waterstone Financial Inc	HSBC	(6,458)
(6,388)	Waterstone Financial Inc	Morgan Stanley	(3,194)
3,186	Watsco Inc	Bank of America Merrill Lynch	(19,658)
2,581	Watsco Inc	Barclays Bank	11,847
6,733	Watsco Inc	Goldman Sachs	(41,542)
4,449	Watsco Inc	HSBC	(10,677)
729	Watsco Inc	Morgan Stanley	3,346

保有高	銘柄	取引相手	未実現評価益/(損) (米ドル)
	米国(続き)		
1,403	Watts Water Technologies Inc 'A'	Bank of America Merrill Lynch	1,038
8,872	Watts Water Technologies Inc 'A'	Barclays Bank	41,081
5,409	Watts Water Technologies Inc 'A'	Goldman Sachs	3,203
1,426	Watts Water Technologies Inc 'A'	HSBC	111
371	Watts Water Technologies Inc 'A'	Morgan Stanley	1,710
(12,530)	WaVe Life Sciences Ltd	Barclays Bank	(2,506)
(3,055)	WaVe Life Sciences Ltd	Goldman Sachs	(672)
(2,953)	WaVe Life Sciences Ltd	Morgan Stanley	(591)
(2,691)	Wayfair Inc 'A'	Bank of America Merrill Lynch	(14,989)
(1,848)	Wayfair Inc 'A'	Goldman Sachs	(10,293)
(1,509)	Wayfair Inc 'A'	HSBC	9,009
3,547	Wayfair Inc 'A'	Morgan Stanley	21,850
(294)	WD-40 Co	Bank of America Merrill Lynch	(544)
(3,774)	WD-40 Co	Barclays Bank	(18,455)
(1,989)	WD-40 Co	Goldman Sachs	(3,679)
(2,903)	WD-40 Co	HSBC	20,263
(1,677)	WD-40 Co	Morgan Stanley	(8,200)
(3,569)	Weave Communications Inc	Barclays Bank	107
(6,584)	Webster Financial Corp	Bank of America Merrill Lynch	(6,675)
(24,766)	Webster Financial Corp	Barclays Bank	(39,378)
(47,034)	Webster Financial Corp	Goldman Sachs	(97,361)
(13,249)	Webster Financial Corp	HSBC	(16,164)
(17,784)	Webster Financial Corp	Morgan Stanley	(28,276)
(1,439)	WEC Energy Group Inc	Bank of America Merrill Lynch	(3,151)
(25,837)	WEC Energy Group Inc	Barclays Bank	1,550
8,838	WEC Energy Group Inc	Barclays Bank	(530)
(23,863)	WEC Energy Group Inc	Goldman Sachs	(52,260)
4,693	WEC Energy Group Inc	Goldman Sachs	7,957
(21,293)	WEC Energy Group Inc	HSBC	(64,305)
2,642	WEC Energy Group Inc	HSBC	(2,075)
(16,207)	WEC Energy Group Inc	Morgan Stanley	972
(4,100)	Weis Markets Inc	Barclays Bank	3,444
(7,434)	Weis Markets Inc	Goldman Sachs	53,079
(1,540)	Weis Markets Inc	HSBC	17,094
(346)	Weis Markets Inc	Morgan Stanley	563
2,127	Wells Fargo & Co	Bank of America Merrill Lynch	7,700
(9,048)	Wells Fargo & Co	Barclays Bank	(18,186)
7,748	Wells Fargo & Co	Barclays Bank	15,573
(21,975)	Wells Fargo & Co	Goldman Sachs	(79,550)
14,960	Wells Fargo & Co	Goldman Sachs	51,864
4,915	Wells Fargo & Co	HSBC	18,325
(2,826)	Welltower Inc (REIT)	Bank of America Merrill Lynch	(1,159)
(16,596)	Welltower Inc (REIT)	Barclays Bank	(25,643)
(18,988)	Welltower Inc (REIT)	Goldman Sachs	(7,940)
(22,216)	Welltower Inc (REIT)	HSBC	(48,875)
(901)	Welltower Inc (REIT)	Morgan Stanley	(1,397)
136,629	Wendy's Co	Barclays Bank	255,496
22,898	Wendy's Co	Goldman Sachs	25,131
93,875	Wendy's Co	HSBC	100,181
35,982	Wendy's Co	Morgan Stanley	67,286
57,943	Werner Enterprises Inc	Barclays Bank	15,645
5,456	Werner Enterprises Inc	Goldman Sachs	(2,073)
9,478	Werner Enterprises Inc	HSBC	(25,591)
1,602	WesBanco Inc	Bank of America Merrill Lynch	3,588
42,243	WesBanco Inc	Barclays Bank	48,579
68,860	WesBanco Inc	Goldman Sachs	153,089
25,068	WesBanco Inc	HSBC	29,145
2,005	WesBanco Inc	Morgan Stanley	2,306
286	WESCO International Inc	Bank of America Merrill Lynch	509
(678)	WESCO International Inc	Bank of America Merrill Lynch	1,759
8,749	WESCO International Inc	Barclays Bank	45,233
(333)	WESCO International Inc	Barclays Bank	(1,722)

保有高	銘柄	取引相手	未実現評価益/(損) (米ドル)
	米国(続き)		
3,730	WESCO International Inc	Goldman Sachs	6,639
(3,239)	WESCO International Inc	Goldman Sachs	(5,765)
9,457	WESCO International Inc	HSBC	(66,483)
(512)	WESCO International Inc	HSBC	(819)
2,147	WESCO International Inc	Morgan Stanley	11,100
(350)	WESCO International Inc	Morgan Stanley	(1,810)
(10,472)	West BanCorp Inc	Bank of America Merrill Lynch	(10,263)
(10,384)	West BanCorp Inc	Barclays Bank	(5,607)
(7,626)	West BanCorp Inc	Goldman Sachs	(7,473)
(1,689)	West BanCorp Inc	HSBC	456
(1,564)	West BanCorp Inc	Morgan Stanley	(845)
964	West Pharmaceutical Services Inc	Bank of America Merrill Lynch	11,028
2,205	West Pharmaceutical Services Inc	Barclays Bank	25,621
1,306	West Pharmaceutical Services Inc	Goldman Sachs	15,127
2,812	West Pharmaceutical Services Inc	HSBC	50,588
1,393	West Pharmaceutical Services Inc	Morgan Stanley	15,978
(11,836)	Westamerica BanCorp	Barclays Bank	(14,558)
(25,880)	Westamerica BanCorp	Goldman Sachs	(68,582)
(4,178)	Western Alliance Bancorp	Bank of America Merrill Lynch	(28,954)
(8,094)	Western Alliance Bancorp	Barclays Bank	(33,267)
(6,513)	Western Alliance Bancorp	Goldman Sachs	(40,443)
(8,741)	Western Alliance Bancorp	HSBC	(42,105)
(13,273)	Western Alliance Bancorp	Morgan Stanley	(54,552)
(19,391)	Western Asset Mortgage Capital Corp (REIT)	Bank of America Merrill Lynch	970
(24,823)	Western Asset Mortgage Capital Corp (REIT)	Goldman Sachs	1,241
5,338	Western Digital Corp	Barclays Bank	13,879
(4,148)	Western Digital Corp	Barclays Bank	(10,785)
(4,591)	Western Digital Corp	HSBC	(15,655)
(26,386)	Western New England Bancorp Inc	Bank of America Merrill Lynch	(8,180)
(5,658)	Western New England Bancorp Inc	Barclays Bank	(2,207)
(3,080)	Western New England Bancorp Inc	Goldman Sachs	(955)
113,444	Western Union Co	Barclays Bank	53,318
37,117	Western Union Co	Goldman Sachs	29,694
18,978	Western Union Co	HSBC	13,095
(21,590)	Westinghouse Air Brake Technologies Corp	Barclays Bank	(148,594)
(9,916)	Westinghouse Air Brake Technologies Corp	Goldman Sachs	(83,576)
(14,083)	Westinghouse Air Brake Technologies Corp	Morgan Stanley	(92,270)
6,762	Westlake Corp	Bank of America Merrill Lynch	10,280
5,532	Westlake Corp	Barclays Bank	46,391
13,447	Westlake Corp	Goldman Sachs	32,542
7,362	Westlake Corp	HSBC	26,215
783	Westlake Corp	Morgan Stanley	6,593
681	Westrock Co	Bank of America Merrill Lynch	2,119
54,968	Westrock Co	Barclays Bank	150,919
19,526	Westrock Co	Goldman Sachs	14,393
8,236	Westrock Co	HSBC	22,984
3,915	Westrock Co	Morgan Stanley	13,236
2,444	Westwood Holdings Group Inc	Goldman Sachs	(147)
(9,072)	WeWork Inc 'A'	Barclays Bank	(3,266)
(25,716)	WeWork Inc 'A'	Morgan Stanley	(9,258)
(312)	WEX Inc	Bank of America Merrill Lynch	(3,129)
(1,235)	WEX Inc	Goldman Sachs	(11,555)
(2,147)	WEX Inc	HSBC	(20,923)
(750)	WEX Inc	Morgan Stanley	(6,113)
(3,097)	Weyco Group Inc	Bank of America Merrill Lynch	1,146
(5,501)	Weyco Group Inc	Barclays Bank	(9,242)
(9,204)	Weyco Group Inc	Goldman Sachs	3,405
(37,948)	Weyerhaeuser Co (REIT)	Barclays Bank	(55,404)
(63,610)	Weyerhaeuser Co (REIT)	Goldman Sachs	(96,051)
55,604	Wheels Up Experience Inc	Barclays Bank	1,668
(298)	Whirlpool Corp	Bank of America Merrill Lynch	(2,097)
8,968	Whirlpool Corp	Barclays Bank	63,493

保有高	銘柄	取引相手	未実現評価益/(損) (米ドル)
	米国(続き)		
(3,821)	Whirlpool Corp	Barclays Bank	(27,053)
9,013	Whirlpool Corp	Goldman Sachs	270
(910)	Whirlpool Corp	Goldman Sachs	(1,348)
(949)	Whirlpool Corp	Morgan Stanley	(12,614)
(265)	White Mountains Insurance Group Ltd	Bank of America Merrill Lynch	(23,781)
(678)	White Mountains Insurance Group Ltd	Barclays Bank	(51,202)
(721)	White Mountains Insurance Group Ltd	Goldman Sachs	(64,703)
(283)	White Mountains Insurance Group Ltd	HSBC	(34,367)
(1,479)	White Mountains Insurance Group Ltd	Morgan Stanley	(111,695)
(9,137)	Whitestone (REIT)	Bank of America Merrill Lynch	(2,118)
(23,317)	Whitestone (REIT)	Barclays Bank	(10,493)
(48,723)	Whitestone (REIT)	Goldman Sachs	4,233
(48,878)	Whitestone (REIT)	HSBC	(33,726)
(7,212)	Whitestone (REIT)	Morgan Stanley	(3,245)
(4,462)	Whiting Petroleum Corp	Barclays Bank	(45,423)
(8,875)	Whiting Petroleum Corp	Goldman Sachs	(133,036)
9,643	Whole Earth Brands Inc	Bank of America Merrill Lynch	2,507
2,882	Whole Earth Brands Inc	Barclays Bank	461
10,228	Whole Earth Brands Inc	Goldman Sachs	2,659
19,370	Whole Earth Brands Inc	HSBC	10,653
39,422	Whole Earth Brands Inc	Morgan Stanley	6,308
5,248	WideOpenWest Inc	Bank of America Merrill Lynch	2,886
14,412	WideOpenWest Inc	Barclays Bank	4,612
5,985	WideOpenWest Inc	Goldman Sachs	3,292
5,685	WideOpenWest Inc	HSBC	23,780
(1,650)	Willdan Group Inc	Bank of America Merrill Lynch	(1,040)
(8,474)	Willdan Group Inc	Barclays Bank	1,356
(655)	Willdan Group Inc	Goldman Sachs	(413)
(1,757)	Willdan Group Inc	HSBC	(1,318)
(4,045)	Willdan Group Inc	Morgan Stanley	647
(8,780)	Williams Cos Inc	Bank of America Merrill Lynch	(16,735)
67,564	Williams Cos Inc	Barclays Bank	108,102
(11,829)	Williams Cos Inc	Barclays Bank	(18,926)
19,979	Williams Cos Inc	Goldman Sachs	43,554
(12,983)	Williams Cos Inc	Goldman Sachs	(28,303)
(17,082)	Williams Cos Inc	HSBC	(51,540)
15,758	Williams Cos Inc	Morgan Stanley	25,213
1,086	Williams-Sonoma Inc	Bank of America Merrill Lynch	6,803
795	Williams-Sonoma Inc	Barclays Bank	14,747
447	Williams-Sonoma Inc	Goldman Sachs	1,243
(344)	Williams-Sonoma Inc	Goldman Sachs	(956)
4,230	Williams-Sonoma Inc	HSBC	26,063
(1,234)	Williams-Sonoma Inc	HSBC	(3,196)
1,593	Williams-Sonoma Inc	Morgan Stanley	29,550
(2,598)	Willis Lease Finance Corp	Bank of America Merrill Lynch	(15,874)
(2,791)	Willis Lease Finance Corp	Barclays Bank	(14,764)
(1,905)	Willis Lease Finance Corp	Goldman Sachs	(11,640)
(2,548)	Willis Lease Finance Corp	HSBC	(15,339)
2,932	Willis Towers Watson Plc	Bank of America Merrill Lynch	23,485
(530)	Willis Towers Watson Plc	Bank of America Merrill Lynch	(5,639)
5,869	Willis Towers Watson Plc	Barclays Bank	48,302
(525)	Willis Towers Watson Plc	Barclays Bank	(4,321)
335	Willis Towers Watson Plc	Goldman Sachs	2,683
(1,701)	Willis Towers Watson Plc	Goldman Sachs	(11,022)
1,374	Willis Towers Watson Plc	HSBC	11,204
(565)	Willis Towers Watson Plc	HSBC	(2,537)
679	Willis Towers Watson Plc	Morgan Stanley	5,588
(988)	Willis Towers Watson Plc	Morgan Stanley	(8,131)
(81,570)	WillScot Mobile Mini Holdings Corp	Barclays Bank	(116,645)
(26,889)	WillScot Mobile Mini Holdings Corp	Goldman Sachs	(46,787)
(52,860)	WillScot Mobile Mini Holdings Corp	HSBC	(218,312)
3,358	Wingstop Inc	Bank of America Merrill Lynch	(9,974)

保有高	銘柄	取引相手	未実現評価益/(損) (米ドル)
	米国(続き)		
8,345	Wingstop Inc	Barclays Bank	40,754
7,088	Wingstop Inc	Goldman Sachs	(21,051)
7,925	Wingstop Inc	HSBC	(32,810)
327	Wingstop Inc	Morgan Stanley	1,625
(389)	Winmark Corp	Bank of America Merrill Lynch	3,771
(4,226)	Winmark Corp	Barclays Bank	(21,320)
(1,863)	Winmark Corp	Goldman Sachs	18,062
(1,285)	Winmark Corp	HSBC	25,539
13,504	Winnebago Industries Inc	Barclays Bank	36,056
6,027	Winnebago Industries Inc	HSBC	(57,377)
5,980	Wintrust Financial Corp	Bank of America Merrill Lynch	21,485
22,541	Wintrust Financial Corp	Barclays Bank	64,242
20,517	Wintrust Financial Corp	Goldman Sachs	77,349
19,241	Wintrust Financial Corp	HSBC	36,565
11,226	Wintrust Financial Corp	Morgan Stanley	32,849
49,949	WisdomTree Investments Inc	HSBC	29,720
1,310	Wix.com Ltd	Bank of America Merrill Lynch	(3,031)
2,026	Wix.com Ltd	Barclays Bank	(5,409)
4,241	Wix.com Ltd	Goldman Sachs	(10,264)
2,722	Wix.com Ltd	HSBC	1,028
1,178	Wix.com Ltd	Morgan Stanley	(3,145)
(11,550)	Wolfspeed Inc	Goldman Sachs	(5,775)
8,473	Wolfspeed Inc	HSBC	41,919
(39,554)	Wolverine World Wide Inc	Barclays Bank	(40,348)
(9,163)	Wolverine World Wide Inc	Goldman Sachs	(9,346)
(8,703)	Wolverine World Wide Inc	HSBC	(14,999)
(3,882)	Wolverine World Wide Inc	Morgan Stanley	(4,193)
(711)	Woodward Inc	Bank of America Merrill Lynch	(2,570)
(31,164)	Woodward Inc	Barclays Bank	(101,595)
(11,481)	Woodward Inc	Goldman Sachs	(20,056)
(8,719)	Woodward Inc	HSBC	(18,543)
(1,168)	Woodward Inc	Morgan Stanley	(3,808)
2,184	Workday Inc 'A'	Bank of America Merrill Lynch	(45,493)
4,482	Workday Inc 'A'	Barclays Bank	(47,330)
2,801	Workday Inc 'A'	Goldman Sachs	(54,610)
11,222	Workday Inc 'A'	HSBC	(235,438)
11,373	Workday Inc 'A'	Morgan Stanley	(120,099)
(76,057)	Workhorse Group Inc	Barclays Bank	(14,451)
(1,116)	Workiva Inc	Bank of America Merrill Lynch	(3,638)
11,089	Workiva Inc	Barclays Bank	15,636
(3,648)	Workiva Inc	Barclays Bank	(5,144)
(3,144)	Workiva Inc	Goldman Sachs	(10,223)
(5,675)	Workiva Inc	HSBC	(13,593)
(988)	Workiva Inc	Morgan Stanley	(1,393)
(3,127)	World Acceptance Corp	Barclays Bank	(40,682)
(237)	World Acceptance Corp	Goldman Sachs	(377)
(529)	World Acceptance Corp	HSBC	3,817
9,847	World Fuel Services Corp	Barclays Bank	2,757
19,897	World Fuel Services Corp	Goldman Sachs	14,724
7,491	World Fuel Services Corp	HSBC	14,083
(575)	World Wrestling Entertainment Inc 'A'	Bank of America Merrill Lynch	(4,704)
1,509	World Wrestling Entertainment Inc 'A'	Bank of America Merrill Lynch	12,344
(3,674)	World Wrestling Entertainment Inc 'A'	Barclays Bank	(16,680)
1,246	World Wrestling Entertainment Inc 'A'	Barclays Bank	5,657
(3,933)	World Wrestling Entertainment Inc 'A'	Goldman Sachs	(32,172)
2,420	World Wrestling Entertainment Inc 'A'	Goldman Sachs	19,796
(15,384)	World Wrestling Entertainment Inc 'A'	HSBC	(164,763)
2,724	World Wrestling Entertainment Inc 'A'	HSBC	17,257
(3,866)	Worthington Industries Inc	Bank of America Merrill Lynch	(7,171)
(18,888)	Worthington Industries Inc	Barclays Bank	(44,953)
(6,655)	Worthington Industries Inc	Goldman Sachs	(13,044)
(7,703)	Worthington Industries Inc	HSBC	(15,589)

保有高	銘柄	取引相手	未実現評価益/(損) (米ドル)
	米国(続き)		
(2,093)	Worthington Industries Inc	Morgan Stanley	(4,981)
(786)	Wound Management Technologies Inc	Bank of America Merrill Lynch	817
(859)	Wound Management Technologies Inc	Barclays Bank	2,062
(32,716)	WP Carey Inc (REIT)	Bank of America Merrill Lynch	(95,911)
(43,124)	WP Carey Inc (REIT)	Barclays Bank	(122,902)
(21,348)	WP Carey Inc (REIT)	Goldman Sachs	(65,689)
(35,186)	WP Carey Inc (REIT)	HSBC	(258,422)
(6,191)	WP Carey Inc (REIT)	Morgan Stanley	(17,892)
(9,715)	WSFS Financial Corp	Bank of America Merrill Lynch	(29,259)
(4,649)	WSFS Financial Corp	Barclays Bank	(6,515)
(5,494)	WSFS Financial Corp	Goldman Sachs	(23,734)
(5,013)	WSFS Financial Corp	HSBC	(13,468)
(2,738)	WSFS Financial Corp	Morgan Stanley	(2,130)
1,117	WW Grainger Inc	Bank of America Merrill Lynch	10,645
423	WW Grainger Inc	Barclays Bank	6,933
5,707	WW Grainger Inc	Goldman Sachs	54,388
6,389	WW Grainger Inc	HSBC	43,531
1,232	WW Grainger Inc	Morgan Stanley	20,192
15,682	WW International Inc	Bank of America Merrill Lynch	2,208
25,567	WW International Inc	Barclays Bank	13,518
13,757	WW International Inc	Goldman Sachs	(4,815)
8,389	WW International Inc	HSBC	(5,511)
15,250	WW International Inc	Morgan Stanley	9,284
9,578	Wyndham Hotels & Resorts Inc	Barclays Bank	50,093
(2,356)	Wyndham Hotels & Resorts Inc	Barclays Bank	(12,322)
20,855	Wyndham Hotels & Resorts Inc	Goldman Sachs	84,046
(1,624)	Wyndham Hotels & Resorts Inc	Goldman Sachs	(3,692)
(4,746)	Wyndham Hotels & Resorts Inc	HSBC	(22,888)
24,024	Wyndham Hotels & Resorts Inc	Morgan Stanley	125,646
(2,700)	Wyndham Hotels & Resorts Inc	Morgan Stanley	(14,121)
(664)	Wynn Resorts Ltd	Bank of America Merrill Lynch	(4,992)
6,813	Wynn Resorts Ltd	Barclays Bank	25,004
(5,538)	Wynn Resorts Ltd	Barclays Bank	(20,324)
4,995	X4 Pharmaceuticals Inc	Bank of America Merrill Lynch	-
7,804	X4 Pharmaceuticals Inc	Barclays Bank	(624)
9,905	X4 Pharmaceuticals Inc	Goldman Sachs	-
3,287	X4 Pharmaceuticals Inc	HSBC	625
5,257	X4 Pharmaceuticals Inc	Morgan Stanley	(421)
(21,459)	XBiotech Inc	Barclays Bank	4,936
(1,759)	XBiotech Inc	HSBC	1,390
2,767	Xcel Energy Inc	Bank of America Merrill Lynch	775
9,005	Xcel Energy Inc	Barclays Bank	2,161
(33,969)	Xcel Energy Inc	Barclays Bank	(8,153)
19,323	Xcel Energy Inc	Goldman Sachs	2,817
(14,429)	Xcel Energy Inc	Goldman Sachs	(4,040)
449	Xcel Energy Inc	HSBC	656
10,811	Xcel Energy Inc	Morgan Stanley	2,595
(9,234)	Xcel Energy Inc	Morgan Stanley	(2,216)
(2,106)	Xencor Inc	Bank of America Merrill Lynch	3,201
(7,671)	Xencor Inc	Barclays Bank	4,986
(6,369)	Xencor Inc	Goldman Sachs	9,681
(6,684)	Xencor Inc	HSBC	17,044
(8,767)	Xencor Inc	Morgan Stanley	5,699
(44,394)	Xenia Hotels & Resorts Inc (REIT)	Barclays Bank	(30,632)
(84,321)	Xenia Hotels & Resorts Inc (REIT)	Goldman Sachs	25,296
(20,734)	Xenia Hotels & Resorts Inc (REIT)	HSBC	(14,928)
21,788	Xeris Biopharma Holdings Inc	Barclays Bank	1,961
4,938	Xeris Biopharma Holdings Inc	Goldman Sachs	247
10,871	Xeris Biopharma Holdings Inc	HSBC	4,566
12,628	Xeris Biopharma Holdings Inc	Morgan Stanley	1,137
13,193	Xerox Holdings Corp	Bank of America Merrill Lynch	10,818
(7,181)	Xerox Holdings Corp	Bank of America Merrill Lynch	(5,888)

保有高	銘柄	取引相手	未実現評価益/(損) (米ドル)
	米国(続き)		
8,856	Xerox Holdings Corp	Barclays Bank	7,793
(13,635)	Xerox Holdings Corp	Barclays Bank	(11,999)
21,994	Xerox Holdings Corp	Goldman Sachs	18,035
32,227	Xerox Holdings Corp	HSBC	35,450
(28,876)	Xerox Holdings Corp	HSBC	(31,764)
26,941	Xerox Holdings Corp	Morgan Stanley	23,708
(61,797)	XL Fleet Corp	Bank of America Merrill Lynch	1,854
(20,901)	XL Fleet Corp	Goldman Sachs	627
(20,536)	XOMA Corp	Barclays Bank	(24,232)
(2,931)	XOMA Corp	Morgan Stanley	(3,459)
(2,074)	Xometry Inc 'A'	Goldman Sachs	(8,275)
(7,287)	Xometry Inc 'A'	HSBC	(18,430)
(938)	Xometry Inc 'A'	Morgan Stanley	(2,908)
43,210	Xos Inc	Goldman Sachs	19,444
(4,678)	XPEL Inc	Bank of America Merrill Lynch	(16,233)
(4,325)	XPEL Inc	Barclays Bank	(3,806)
(1,247)	XPEL Inc	Goldman Sachs	(4,327)
(3,859)	XPEL Inc	HSBC	(30,911)
2,770	XPO Logistics Inc	Bank of America Merrill Lynch	4,210
12,685	XPO Logistics Inc	Barclays Bank	38,309
(10,041)	XPO Logistics Inc	Goldman Sachs	(15,262)
3,752	XPO Logistics Inc	Goldman Sachs	3,607
(4,515)	XPO Logistics Inc	HSBC	(7,043)
7,668	XPO Logistics Inc	HSBC	11,962
6,054	XPO Logistics Inc	Morgan Stanley	20,404
(1,613)	Xponential Fitness Inc 'A'	Bank of America Merrill Lynch	(5,758)
(6,847)	Xponential Fitness Inc 'A'	HSBC	(15,200)
(2,842)	XRAY-TWOLF HoldCo Corp	Bank of America Merrill Lynch	(682)
(34,773)	XRAY-TWOLF HoldCo Corp	Barclays Bank	5,564
(18,513)	XRAY-TWOLF HoldCo Corp	Goldman Sachs	(4,443)
(28,006)	XRAY-TWOLF HoldCo Corp	HSBC	(22,405)
(17,734)	XRAY-TWOLF HoldCo Corp	Morgan Stanley	2,837
1,046	Xylem Inc	Bank of America Merrill Lynch	2,234
(1,984)	Xylem Inc	Bank of America Merrill Lynch	(4,682)
10,246	Xylem Inc	Barclays Bank	29,679
(3,158)	Xylem Inc	Barclays Bank	(9,285)
11,743	Xylem Inc	Goldman Sachs	32,187
(18,105)	Xylem Inc	Goldman Sachs	(46,123)
2,425	Xylem Inc	HSBC	402
(499)	Xylem Inc	HSBC	752
5,770	Xylem Inc	Morgan Stanley	14,004
(5,546)	Xylem Inc	Morgan Stanley	(17,017)
(36,934)	Yellow Corp	Barclays Bank	(3,693)
(4,795)	Yellow Corp	Goldman Sachs	(1,247)
1,896	Yelp Inc	Bank of America Merrill Lynch	797
13,815	Yelp Inc	Barclays Bank	19,656
24,881	Yelp Inc	Goldman Sachs	13,187
21,894	Yelp Inc	HSBC	11,402
10,313	Yelp Inc	Morgan Stanley	13,923
(8,143)	YETI Holdings Inc	Bank of America Merrill Lynch	13,517
339	YETI Holdings Inc	Bank of America Merrill Lynch	(563)
(5,122)	YETI Holdings Inc	Barclays Bank	(7,683)
(3,701)	YETI Holdings Inc	Goldman Sachs	4,457
(7,713)	YETI Holdings Inc	Goldman Sachs	(12,804)
(6,240)	YETI Holdings Inc	HSBC	(1,647)
2,243	YETI Holdings Inc	HSBC	243
1,064	YETI Holdings Inc	Morgan Stanley	1,596
7,525	Yext Inc	Bank of America Merrill Lynch	323
98,322	Yext Inc	Barclays Bank	7,762
38,288	Yext Inc	Goldman Sachs	(766)
15,066	Yext Inc	HSBC	(3,013)
(8,988)	Y-mAbs Therapeutics Inc	Barclays Bank	(13,931)

保有高	銘柄	取引相手	未実現評価益/(損) (米ドル)
米国(続き)			
(20,498)	York Water Co	Barclays Bank	4,510
(8,360)	York Water Co	Goldman Sachs	(3,177)
(14,747)	Yum China Holdings Inc	Barclays Bank	(61,495)
2,374	Yum China Holdings Inc	Barclays Bank	9,900
1,865	Yum China Holdings Inc	Goldman Sachs	11,690
5,301	Yum China Holdings Inc	HSBC	39,877
(17,625)	Yum China Holdings Inc	Morgan Stanley	(73,496)
3,604	Yum! Brands Inc	Bank of America Merrill Lynch	27,030
6,186	Yum! Brands Inc	Barclays Bank	36,250
21,002	Yum! Brands Inc	Goldman Sachs	157,515
18,415	Yum! Brands Inc	HSBC	176,416
7,813	Yum! Brands Inc	Morgan Stanley	45,784
(25,209)	ZAGG Inc	Bank of America Merrill Lynch	(2,244)
(18,879)	ZAGG Inc	Goldman Sachs	-
(10,414)	ZAGG Inc	HSBC	(937)
339	Zebra Technologies Corp 'A'	Bank of America Merrill Lynch	1,481
301	Zebra Technologies Corp 'A'	Barclays Bank	295
(751)	Zebra Technologies Corp 'A'	Barclays Bank	(736)
3,350	Zebra Technologies Corp 'A'	Goldman Sachs	21,373
(146)	Zebra Technologies Corp 'A'	Goldman Sachs	(931)
76	Zebra Technologies Corp 'A'	HSBC	194
105	Zebra Technologies Corp 'A'	Morgan Stanley	103
(437)	Zebra Technologies Corp 'A'	Morgan Stanley	(428)
1,194	Zendesk Inc	Bank of America Merrill Lynch	7,176
(1,399)	Zendesk Inc	Goldman Sachs	5,596
536	Zendesk Inc	Goldman Sachs	(1,791)
(3,731)	Zendesk Inc	HSBC	16,789
2,275	Zendesk Inc	Morgan Stanley	(5,665)
(333)	Zentalis Pharmaceuticals LLC	Bank of America Merrill Lynch	200
(4,330)	Zentalis Pharmaceuticals LLC	Barclays Bank	(10,349)
(1,171)	Zentalis Pharmaceuticals LLC	Goldman Sachs	703
(3,636)	Zentalis Pharmaceuticals LLC	HSBC	(15,962)
(1,328)	Zentalis Pharmaceuticals LLC	Morgan Stanley	(3,174)
(11,396)	Zeta Global Holdings Corp 'A'	Bank of America Merrill Lynch	(456)
(12,216)	Zeta Global Holdings Corp 'A'	Barclays Bank	-
(2,017)	Zeta Global Holdings Corp 'A'	Goldman Sachs	(81)
4,443	Zevia PBC 'A'	Barclays Bank	355
5,210	Zevia PBC 'A'	Goldman Sachs	104
8,919	Zevia PBC 'A'	HSBC	(3,835)
1,867	Zevia PBC 'A'	Morgan Stanley	149
15,590	Ziff Davis Inc	Barclays Bank	(21,395)
5,275	Ziff Davis Inc	Goldman Sachs	(12,871)
7,700	Ziff Davis Inc	HSBC	(20,271)
1,589	Ziff Davis Inc	Morgan Stanley	(2,368)
1,652	Zillow Group Inc 'C'	Bank of America Merrill Lynch	1,123
(2,802)	Zillow Group Inc 'C'	Bank of America Merrill Lynch	(7,610)
482	Zillow Group Inc 'C'	Barclays Bank	(578)
2,415	Zillow Group Inc 'C'	Goldman Sachs	5,416
(1,507)	Zillow Group Inc 'C'	Goldman Sachs	2,792
1,202	Zillow Group Inc 'C'	HSBC	(964)
(2,280)	Zillow Group Inc 'C'	HSBC	(10,835)
(2,708)	Zillow Group Inc 'C'	Morgan Stanley	3,250
(8,407)	Zimmer Biomet Holdings Inc	Bank of America Merrill Lynch	(36,150)
(24,619)	Zimmer Biomet Holdings Inc	Barclays Bank	34,713
(10,664)	Zimmer Biomet Holdings Inc	Goldman Sachs	(45,855)
(1,421)	Zimmer Biomet Holdings Inc	HSBC	(6,281)
4,414	Zimvie Inc	Bank of America Merrill Lynch	(6,356)
2,112	Zimvie Inc	Barclays Bank	(3,696)
15,035	Zimvie Inc	Goldman Sachs	(21,650)
6,207	Zimvie Inc	HSBC	12,787
1,027	Zimvie Inc	Morgan Stanley	(1,797)
23,303	Zions Bancorp NA	Barclays Bank	44,275

保有高	銘柄	取引相手	未実現評価益/(損) (米ドル)
米国(続き)			
10,116	Zions Bancorp NA	Goldman Sachs	33,079
34,169	Zions Bancorp NA	Morgan Stanley	64,921
6,245	Zoetis Inc	Barclays Bank	43,591
30,458	Zoetis Inc	Goldman Sachs	136,452
9,377	Zoetis Inc	HSBC	72,545
9,639	Zoetis Inc	Morgan Stanley	67,281
(5,232)	Zoom Video Communications Inc 'A'	Bank of America Merrill Lynch	(99,617)
(1,774)	Zoom Video Communications Inc 'A'	Barclays Bank	(33,050)
(15,041)	Zoom Video Communications Inc 'A'	Goldman Sachs	(284,959)
(9,136)	ZoomInfo Technologies Inc	Bank of America Merrill Lynch	18,363
(6,377)	ZoomInfo Technologies Inc	Barclays Bank	(11,989)
(7,913)	ZoomInfo Technologies Inc	Goldman Sachs	15,905
(15,697)	ZoomInfo Technologies Inc	HSBC	10,181
(5,334)	ZoomInfo Technologies Inc	Morgan Stanley	(11,721)
(17,339)	Zovio Inc	Barclays Bank	(607)
(26,573)	Zovio Inc	Morgan Stanley	(930)
411	Zscaler Inc	Bank of America Merrill Lynch	11,623
2,368	Zscaler Inc	Barclays Bank	44,542
(577)	Zscaler Inc	Barclays Bank	(10,853)
708	Zscaler Inc	Goldman Sachs	13,112
(3,380)	Zscaler Inc	Goldman Sachs	(60,896)
1,026	Zscaler Inc	HSBC	3,627
63	Zscaler Inc	Morgan Stanley	1,185
(3,316)	Zumiez Inc	Bank of America Merrill Lynch	5,339
(12,830)	Zumiez Inc	Barclays Bank	(17,932)
(2,215)	Zumiez Inc	Goldman Sachs	3,566
(7,605)	Zumiez Inc	HSBC	14,069
15,917	Zuora Inc 'A'	Bank of America Merrill Lynch	478
30,793	Zuora Inc 'A'	Barclays Bank	9,546
15,746	Zuora Inc 'A'	Goldman Sachs	185
30,585	Zuora Inc 'A'	HSBC	10,300
11,056	Zurn Water Solutions Corp	Bank of America Merrill Lynch	17,503
(32,185)	Zurn Water Solutions Corp	Barclays Bank	(58,577)
2,102	Zurn Water Solutions Corp	Barclays Bank	3,826
(42,081)	Zurn Water Solutions Corp	Goldman Sachs	(47,130)
11,781	Zurn Water Solutions Corp	Goldman Sachs	13,910
8,279	Zurn Water Solutions Corp	HSBC	7,678
4,497	Zurn Water Solutions Corp	Morgan Stanley	5,950
(10,702)	Zymergen Inc	HSBC	1,017
(10,617)	Zynerba Pharmaceuticals Inc	Barclays Bank	319
(2,515)	Zynerba Pharmaceuticals Inc	Goldman Sachs	(101)
(11,987)	Zynerba Pharmaceuticals Inc	HSBC	2,038
5,183	Zynex Inc	Barclays Bank	(933)
19,030	Zynex Inc	Goldman Sachs	7,993
9,961	Zynex Inc	HSBC	11,256
7,038	Zynex Inc	Morgan Stanley	(1,267)

合計(基礎となるエクスポージャー総額-5,937,221,734米ドル)
0.5米ドル金額は端数切捨てにより-と表示されている。

通貨	買予約	通貨	売予約	取引相手	期日	未実現純評価益／(損) (米ドル)
デリバティブ金融商品						
未決済先渡為替予約						
ヘッジを使用したスイス・フラン建投資証券クラス						
CHF	236,618	USD	241,053	State Street Bank & Trust Company	15/6/2022	5,715
USD	20,445	CHF	20,124	State Street Bank & Trust Company	15/6/2022	(543)
						5,172
ヘッジを使用したユーロ建投資証券クラス						
EUR	307,667,334	USD	326,210,457	State Street Bank & Trust Company	15/6/2022	3,577,258
USD	28,812,926	EUR	27,275,372	State Street Bank & Trust Company	15/6/2022	(423,466)
						3,153,792
ヘッジを使用した英ポンド建投資証券クラス						
GBP	16,905	USD	20,918	State Street Bank & Trust Company	15/6/2022	363
USD	1,717	GBP	1,390	State Street Bank & Trust Company	15/6/2022	(32)
						331
ヘッジを使用した日本円建投資証券クラス						
JPY	36,665,238,966	USD	281,968,148	State Street Bank & Trust Company	15/6/2022	2,905,089
USD	7,526,329	JPY	965,984,322	State Street Bank & Trust Company	15/6/2022	21,044
						2,926,133
ヘッジを使用したスウェーデン・クローネ建投資証券クラス						
SEK	786,962,452	USD	79,604,932	State Street Bank & Trust Company	15/6/2022	553,052
USD	6,663,972	SEK	66,225,904	State Street Bank & Trust Company	15/6/2022	(81,628)
						471,424
合計(基礎となるエクスポージャー総額 - 738,597,000米ドル)						6,556,852

<参考情報>

インスティテューショナル・キャッシュ・シリーズplc
 ブラックロック・ICS・USトレジャリー・ファンドの運用状況について
 (計算期間:2021年10月1日~2022年9月30日)

インスティテューショナル・キャッシュ・シリーズplc(アイルランド籍投資法人)ブラックロック・ICS・USトレジャリー・ファンド(以下ICS ブラックロック・ICS・USトレジャリー・ファンド)はアメリカズ・ロングショート・マザーファンドが投資対象とする外国投資証券で、決算は年1回(毎年9月末日)です。よって入手可能な直前の計算期間(決算)である2022年9月30日現在の内容をご報告申し上げます。

投資対象ファンドの概要は以下の通りです。

ICS ブラックロック・ICS・USトレジャリー・ファンド	
形態	アイルランド籍(オープン・エンド型)会社型外国投資証券(米ドル建て)
投資目的および投資態度	ファンドは、流動性と元本の安定性を確保しつつ、安定的なインカム水準を追求します。ファンドは、米国短中期国債、米国政府によって発行されるその他債務権および現先取引に投資をします。現先取引の活用により流動性を確保します。
設定日	2008年9月29日
存続期間	無期限
主な投資対象	主としてファンドは、米国短中期国債、米国政府によって発行されるその他債務権および現先取引を主要投資対象とします。
主な投資制限	・同一発行体の譲渡性のある証券もしくは短期金融商品への投資は原則としてファンドの純資産総額の10%以下とします。 ・純資産総額の10%を超えて資金の借り入れは行ないません。
管理報酬 その他費用	管理報酬、保管報酬および事務の処理に要する諸費用がファンドから差し引かれます。
決算日	年1回(原則として9月30日)に決算を行ないます。
収益分配方針	原則として、分配を行ないません。
申込手数料	ありません。
管理会社	ブラックロック・アセット・マネジメント・アイルランド・リミテッド
投資顧問会社	ブラックロック・キャピタル・マネジメント・インク
保管会社	J. P. モルガン・エスイー、ダブリン支店

ICS ブラックロック・ICS・USトレジャリー・ファンド

損益計算書

2021年10月1日から2022年9月30日までの期間

	2022年 千米ドル	2021年 千米ドル
営業収益	168,658	24,756
金融商品に係る純利益／(損失)	7	(900)
投資収益合計	168,665	23,856
営業費用	(23,154)	(12,009)
金融資産のネガティブ・イールド	-	(8,730)
純営業利益	145,511	3,117
財務費用:		
償還可能投資証券保有者への分配金	(141,604)	(3,061)
財務費用合計	(141,604)	(3,061)
純利益	3,907	56
償還可能投資証券保有者に帰属する純資産の増加	3,907	56

ICS ブラックロック・ICS・USトレジャリー・ファンド

償還可能投資証券保有者に帰属する純資産変動計算書

2021年10月1日から2022年9月30日までの期間

	2022年 千米ドル	2021年 千米ドル
期首純資産	17,759,497	21,281,310
償還可能投資証券保有者に帰属する純資産の増加	3,907	56
投資証券取引:		
償還可能投資証券の発行	165,072,917	145,380,456
償還可能投資証券の買戻	(161,355,288)	(148,904,563)
分配金再投資額	40,638	2,238
投資証券取引による純資産の増加／(減少)	3,758,267	(3,521,869)
期末純資産	21,521,671	17,759,497

ICS ブラックロック・ICS・USトレジャリー・ファンド

貸借対照表

2022年9月30日現在

	2022年 千米ドル	2021年 千米ドル
流動資産		
現金	859,380	1,055,979
未収金	4,985	1,045
損益を通じて公正価値で測定する金融資産	20,755,918	17,908,428
流動資産合計	21,620,283	18,965,452
流動負債		
未払金	98,612	1,205,955
流動負債合計	98,612	1,205,955
償還可能投資証券保有者に帰属する純資産	21,521,671	17,759,497

ICS ブラックロック・ICS・USトレジャリー・ファンド
 投資有価証券明細表 2022年9月30日現在

保有高	通貨	銘柄	公正価値 (千米ドル)	純資産比率 (%)
債券				
国債(2021年9月30日:34.78%)				
米国(2021年9月30日:34.78%)				
229,295,000	USD	US Cash Management Bill, 2.81%, 13/12/2022	228,038	1.06
350,000,000	USD	US Cash Management Bill, 3.00%, 27/12/2022	347,546	1.62
127,635,000	USD	US Treasury, 2.00%, 30/11/2022	127,856	0.59
43,185,000	USD	US Treasury, 1.63%, 15/12/2022	43,208	0.20
31,465,000	USD	US Treasury, 2.13%, 31/12/2022	31,551	0.15
88,980,000	USD	US Treasury, 0.13%, 31/01/2023	88,527	0.41
15,470,000	USD	US Treasury, 1.50%, 28/02/2023	15,490	0.07
18,880,000	USD	US Treasury, 1.50%, 31/03/2023	18,914	0.09
40,550,000	USD	US Treasury, 2.50%, 31/03/2023	40,816	0.19
25,350,000	USD	US Treasury, 0.13%, 30/04/2023	25,064	0.12
48,145,000	USD	US Treasury, 1.75%, 15/05/2023	48,017	0.22
153,307,600	USD	US Treasury Bill, 1.12%, 06/10/2022	153,293	0.71
273,605,000	USD	US Treasury Bill, 1.23%, 13/10/2022	273,512	1.27
206,260,000	USD	US Treasury Bill, 2.50%, 18/10/2022	206,046	0.96
375,510,000	USD	US Treasury Bill, 2.49%, 20/10/2022	375,072	1.74
6,605,000	USD	US Treasury Bill, 2.62%, 25/10/2022	6,594	0.03
369,445,200	USD	US Treasury Bill, 0.40%, 03/11/2022	369,319	1.72
401,000,000	USD	US Treasury Bill, 2.80%, 08/11/2022	399,883	1.86
2,200,000,000	USD	US Treasury Bill, 2.93%, 15/11/2022	2,192,325	10.19
500,000,000	USD	US Treasury Bill, 3.00%, 22/11/2022	497,924	2.31
148,235,000	USD	US Treasury Bill, 2.90%, 01/12/2022	147,535	0.69
12,740,000	USD	US Treasury Bill, 3.18%, 15/12/2022	12,659	0.06
370,625,000	USD	US Treasury Bill, 2.41%, 29/12/2022	368,491	1.71
250,000,000	USD	US Treasury Bill, 2.53%, 05/01/2023	248,368	1.15
250,000,000	USD	US Treasury Bill, 2.72%, 12/01/2023	248,117	1.15
80,895,000	USD	US Treasury Bill, 0.63%, 26/01/2023	80,732	0.38
309,250,000	USD	US Treasury Bill, 1.14%, 23/02/2023	307,862	1.43
50,000,000	USD	US Treasury Bill, 3.30%, 02/03/2023	49,323	0.23
1,161,740,000	USD	US Treasury Bill, 3.53%, 16/03/2023	1,143,402	5.31
200,000,000	USD	US Treasury Bill, 1.62%, 23/03/2023	198,490	0.92
404,385,000	USD	US Treasury Bill, 2.15%, 18/05/2023	399,030	1.85
3,000,000	USD	US Treasury Bill, 3.47%, 10/08/2023	2,913	0.01
		米国合計	8,695,917	40.40
		国債に対する投資合計	8,695,917	40.40
		債券に対する投資合計	8,695,917	40.40

保有高	通貨	取引相手	金利	期日	公正価値 (千米ドル)	純資産比率 (%)
リバースレポ取引 ¹ (2021年9月30日:66.06%)						
米国(2021年9月30日:66.06%)						
996,000,000	USD	Barclays Capital, Inc.	2.98%	03/10/2022	996,000	4.63
2,300,000,000	USD	BNP Paribas SA	2.96%	03/10/2022	2,300,000	10.69
100,000,000	USD	BNP Paribas SA	2.96%	03/10/2022	100,000	0.46
1,050,000,000	USD	BofA Securities, Inc.	2.95%	03/10/2022	1,050,000	4.88
109,000,000	USD	BofA Securities, Inc.	2.95%	03/10/2022	109,000	0.51
1,150,000,000	USD	Citigroup Global Markets, Inc.	2.98%	03/10/2022	1,150,000	5.34
95,000,000	USD	Citigroup Global Markets, Inc.	2.98%	03/10/2022	95,000	0.44
75,000,000	USD	Credit Agricole Corporate and Investment Bank	2.97%	03/10/2022	75,000	0.35
40,000,000	USD	Credit Agricole Corporate and Investment Bank	2.97%	03/10/2022	40,000	0.19
1,690,000,000	USD	Credit Suisse AG	2.97%	03/10/2022	1,690,000	7.85
840,416,661	USD	Fixed Income Clearing Corp. JPM	2.98%	03/10/2022	840,417	3.90
481,004,902	USD	Fixed Income Clearing Corp. JPM	2.98%	03/10/2022	481,005	2.23
298,602,574	USD	Fixed Income Clearing Corp. JPM	2.98%	03/10/2022	298,603	1.39
288,602,941	USD	Fixed Income Clearing Corp. JPM	2.98%	03/10/2022	288,603	1.34
241,272,059	USD	Fixed Income Clearing Corp. JPM	2.98%	03/10/2022	241,272	1.12
121,833,333	USD	Fixed Income Clearing Corp. JPM	2.98%	03/10/2022	121,833	0.57
109,310,056	USD	Fixed Income Clearing Corp. JPM	2.98%	03/10/2022	109,310	0.51
66,666,667	USD	Fixed Income Clearing Corp. JPM	2.98%	03/10/2022	66,667	0.31
60,313,168	USD	Fixed Income Clearing Corp. JPM	2.98%	03/10/2022	60,313	0.28
47,078,284	USD	Fixed Income Clearing Corp. JPM	2.98%	03/10/2022	47,078	0.22
40,137,964	USD	Fixed Income Clearing Corp. JPM	2.98%	03/10/2022	40,138	0.19
4,761,887	USD	Fixed Income Clearing Corp. JPM	2.98%	03/10/2022	4,762	0.02
955,000,000	USD	Societe Generale SA	2.97%	03/10/2022	955,000	4.44
900,000,000	USD	TD Securities (USA) LLC	2.97%	03/10/2022	900,000	4.18
米国合計					12,060,001	56.04
リバースレポ取引に対する投資合計					12,060,001	56.04
損益を通じて公正価値で測定する金融資産合計					20,755,918	96.44
現金					859,380	3.99
その他の資産および負債					(93,627)	(0.43)
償還可能投資証券保有者に帰属する純資産					21,521,671	100.00
資産合計額の内訳					資産合計に対する割合 (%)	
公認の証券取引所に上場されている譲渡可能な有価証券合計					2.03	
その他の規制市場で取引されている譲渡可能な有価証券					93.97	
その他の資産					4.00	
資産合計					100.00	

¹ 担保として保有する有価証券は12,153,051,000米ドルであった。