
ブラックロック・アメリカ大陸ロング・ショート・ファンド (ダイワ投資一任専用)

追加型投信／海外／株式／特殊型（ロング・ショート型） ※課税上は株式投資信託として取扱われます。

投資信説明書（請求目論見書） 2024年3月9日

※本書は金融商品取引法第13条の規定に基づく目論見書です。

ブラックロック・ジャパン株式会社

1. ブラックロック・アメリカ大陸ロング・ショート・ファンド（ダイワ投資一任専用）（以下「当ファンド」または「ファンド」といいます。）の募集については、委託会社は、金融商品取引法（昭和23年法律第25号）第5条の規定により有価証券届出書を2024年3月8日に関東財務局長に提出しており、2024年3月9日にその届出の効力が生じております。
2. 当ファンドの基準価額は、同ファンドに組入れられている有価証券等の値動きの他、為替変動による影響を受けますが、これらの運用による損益はすべて投資家の皆様に帰属いたします。元金が保証されているものではありません。
3. 当ファンドは、預貯金や保険契約とは異なり、預金保険機構および保険契約者保護機構の保護の対象ではありません。また販売会社が登録金融機関の場合、投資者保護基金の対象にはなりません。

発行者名	ブラックロック・ジャパン株式会社
代表者の役職氏名	代表取締役社長 有田 浩之
本店の所在の場所	東京都千代田区丸の内一丁目8番3号
有価証券届出書の写しを縦覧に供する場所	該当事項はありません。

第一部【証券情報】

(1)【ファンドの名称】

ブラックロック・アメリカ大陸ロング・ショート・ファンド（ダイワ投資一任専用）
（以下「当ファンド」または「ファンド」といいます。）

(2)【内国投資信託受益証券の形態等】

追加型証券投資信託の受益権です。
当初元本は、1口当り1円です。

ファンドの受益権は、社債、株式等の振替に関する法律（以下「社振法」といいます。）の規定の適用を受け、受益権の帰属は、後述の「(11)振替機関に関する事項」に記載の振替機関および当該振替機関の下位の口座管理機関（社振法第2条に規定する「口座管理機関」をいい、振替機関を含め、以下「振替機関等」といいます。）の振替口座簿に記載または記録されることにより定まります（以下、振替口座簿に記載または記録されることにより定まる受益権を「振替受益権」といいます。）。委託会社であるブラックロック・ジャパン株式会社は、やむを得ない事情等がある場合を除き、当該振替受益権を表示する受益証券を発行しません。また、振替受益権には無記名式や記名式の形態はありません。

当ファンドについて、委託会社の依頼により、信用格付業者から提供され、もしくは閲覧に供された信用格付または信用格付業者から提供され、もしくは閲覧に供される予定の信用格付はありません。

(3)【発行（売出）価額の総額】

600億円を上限とします。

※当ファンドの運用戦略に適した運用規模・運用効率を勘案し、市場環境や資金流入の動向に応じて信託金の限度額を下回る段階で購入申込の受付を停止する場合があります。

(4)【発行（売出）価格】

購入受付日の翌営業日の基準価額とします。

基準価額につきましては、販売会社または下記にお問い合わせください。

ブラックロック・ジャパン株式会社

電話番号： 03-6703-4300（受付時間 営業日の9：00～17：00）

ホームページアドレス： www.blackrock.com/jp/

(5)【申込手数料】

① 購入時の申込手数料（以下「購入時手数料」といいます。）は、販売会社が独自に定めることができます。

（販売会社につきましては、「(8)申込取扱場所」に記載の照会先までお問い合わせください。）

なお、購入時手数料には消費税に相当する金額および地方消費税に相当する金額（以下「消費税等相当額」といいます。）が含まれています（以下同じ。）。

※購入時手数料を徴収している販売会社はありません。

② 分配金の受取方法により、「分配金支払いコース」、「分配金再投資コース」の2つのコースがあります。「分配金再投資コース」を選択した投資者が、分配金を再投資する場合は、無手数料とします。

(6)【申込単位】

分配金の受取方法により、収益の分配時に分配金を受け取る「分配金支払いコース」と、分配金が税引き後、無手数料で再投資される「分配金再投資コース」の2つの購入方法があります。

取扱いを行なうコースおよび購入の申込単位（以下「購入単位」といいます。）は、各販売会社により異なりますので、詳細は販売会社にお問い合わせください。

(7) 【申込期間】

2024年3月9日から2024年9月10日まで

申込期間は、上記期間満了前に有価証券届出書を提出することによって更新されます。

(8) 【申込取扱場所】

ファンドの申込取扱場所（以下「販売会社」といいます。）については下記にお問い合わせください。

ブラックロック・ジャパン株式会社

電話番号： 03-6703-4300（受付時間 営業日の9：00～17：00）

ホームページアドレス： www.blackrock.com/jp/

(9) 【払込期日】

ファンドの投資者は、販売会社が定める日までに購入代金（購入受付日の翌営業日の基準価額に購入口数を乗じた金額に、購入時手数料を加算した金額をいいます。）を販売会社に支払うものとします。

振替受益権に係る各購入受付日の発行価額の総額は、販売会社によって追加信託が行なわれる日に委託会社の指定する口座を経由して、受託会社の指定するファンド口座に払い込まれます。

※購入時手数料を徴収している販売会社はありません。

(10) 【払込取扱場所】

上記「(8)申込取扱場所」でお払い込みください。

(11) 【振替機関に関する事項】

振替機関は、株式会社証券保管振替機構です。

(12) 【その他】

① 購入代金の利息

購入代金には利息をつけません。

② 日本以外の地域における発行

行ないません。

③ 購入不可日

販売会社の営業日であっても、ルクセンブルグの銀行の休業日、12月24日、その他実質的な主要投資対象ファンドの受付不可日のいずれかに該当する場合は、購入は受け付けません。

④ 振替受益権について

ファンドの受益権は、社振法の規定の適用を受け、上記「(11)振替機関に関する事項」に記載の振替機関の振替業にかかる業務規程等の規則にしたがって取り扱われるものとします。

ファンドの分配金、償還金、換金代金は、社振法および上記「(11)振替機関に関する事項」に記載の振替機関の業務規程その他の規則にしたがって支払われます。

(参考)

◆ 投資信託振替制度とは、

- ・ファンドの受益権の発生、消滅、移転をコンピュータシステムにて管理します。
- ・ファンドの設定、換金、償還等がコンピュータシステム上の帳簿（「振替口座簿」といいます。）への記載・記録によって行なわれますので、受益証券は発行されません。

第二部【ファンド情報】

第1【ファンドの状況】

1【ファンドの性格】

(1)【ファンドの目的及び基本的性格】

- ① 「ブラックロック・アメリカ大陸ロング・ショート・ファンド（ダイワ投資一任専用）」（以下「当ファンド」または「ファンド」といいます。）は、市場動向に左右されない投資収益の達成を目標に運用を行ないます。
- ② 当ファンドは、追加型証券投資信託であり、追加型投信／海外／株式／特殊型（ロング・ショート型）に属しています。下記は、一般社団法人投資信託協会の「商品分類に関する指針」に基づき当ファンドが該当する商品分類・属性区分を網掛け表示しています。

<商品分類表>

単位型・追加型	投資対象地域	投資対象資産（収益の源泉）	補足分類
単位型投信 追加型投信	国内 海外 内外	株式 債券 不動産投信 その他資産（ ） 資産複合	インデックス型 特殊型 (ロング・ショート型)

<属性区分表>

投資対象資産	決算頻度	投資対象地域	投資形態	為替ヘッジ	特殊型
株式 一般 大型株 中小型株 債券 一般 公債 社債 その他債券 クレジット属性 不動産投信 その他資産 (投資信託証券) 資産複合 資産配分固定型 資産配分変更型	年1回 年2回 年4回 年6回 (隔月) 年12回 (毎月) 日々 その他	グローバル 日本 北米 欧州 アジア オセアニア 中南米 アフリカ 中近東 (中東) エマージング	ファミリー ファンド ファンド・ オブ・ ファンズ	あり (フルヘッジ) なし	ブル・ベア型 条件付運用型 ロング・ショート型／絶対収益 追求型 その他

<各分類および区分の定義>

I. 商品分類

単位型投信・追加型投信の区分	追加型投信	一度設定されたファンドであってもその後追加設定が行なわれ従来の信託財産とともに運用されるファンドをいう。
投資対象地域による区分	海外	目論見書又は投資信託約款において、組入資産による主たる投資収益が実質的に海外の資産を源泉とする旨の記載があるものをいう。
投資対象資産による区分	株式	目論見書又は投資信託約款において、組入資産による主たる投資収益が実質的に株式を源泉とする旨の記載があるものをいう。
補足分類	特殊型 (ロング・ショート型)	目論見書又は投資信託約款において、投資者に対して注意を喚起することが必要と思われる特殊な仕組みあるいは運用手法(ロング・ショート戦略)の記載があるものをいう。

II. 属性区分

投資対象資産による属性区分	その他資産(投資信託証券)	目論見書又は投資信託約款において、主として投資信託証券に投資する旨の記載があるものをいう。
決算頻度による属性区分	年1回	目論見書又は投資信託約款において、年1回決算する旨の記載があるものをいう。
投資対象地域による属性区分	北米 中南米	目論見書又は投資信託約款において、組入資産による投資収益が北米地域および中南米地域の資産を源泉とする旨の記載があるものをいう。
投資形態による属性区分	ファミリーファンド	目論見書又は投資信託約款において、親投資信託(ファンド・オブ・ファンズにのみ投資されるものを除く。)を投資対象として投資するものをいう。
為替ヘッジによる属性区分	為替ヘッジあり (フルヘッジ)	目論見書又は投資信託約款において、為替のフルヘッジ又は一部の資産に為替のヘッジを行なう旨の記載があるものをいう。なお、「為替ヘッジ」とは、対円で為替リスクに対するヘッジの有無をいう。
特殊型による属性区分	ロング・ショート型	目論見書又は投資信託約款において、ロング・ショート戦略により収益の追求を目指す旨の記載があるものをいう。

当ファンドは、ファミリーファンド方式で運用され、かつマザーファンドはファンド・オブ・ファンズ形式で運用されます。このため、組入れている資産を示す属性区分上の投資対象資産(その他資産(投資信託証券))と収益の源泉となる資産を示す商品分類上の投資対象資産(株式)とが異なります。

上記は、一般社団法人投資信託協会の定義を基に委託会社が作成したものを含まれます。なお、上記以外の商品分類・属性区分の定義については、一般社団法人投資信託協会のホームページ(www.toushin.or.jp/)をご参照ください。

③ 信託金の限度額は、600億円です。ただし、委託会社は受託会社と合意のうえ、当該限度額を変更することができます。

※当ファンドの運用戦略に適した運用規模・運用効率を勘案し、市場環境や資金流入の動向に応じて信託金の限度額を下回る段階で購入申込の受付を停止する場合があります。

④ ファンドの特色（当ファンドおよびマザーファンドの特色）

- a. 当ファンドは、投資者と販売会社が締結する投資一任契約に基づいて、資産を管理する口座の資金を運用するためのファンドです。

当ファンドは、ダイワファンドラップ アクティブ・シリーズを構成するファンドの1つです。

※当ファンドの購入の申込みを行なう投資者は、販売会社と投資一任契約の資産を管理する口座に関する契約および投資一任契約を締結する必要があります。

- b. アメリカ大陸株式（米国、カナダおよびラテンアメリカ諸国の株式）等を投資対象として、ロングショート（買い建て・売り建て）ポジションを構築することにより、市場動向に左右されない投資収益の達成を目標に運用を行ないます。

■アメリカズ・ロングショート・マザーファンド受益証券への投資を通じて、主として米国、カナダおよびラテンアメリカ諸国の株式および株式関連の派生商品等に投資し、ロングショート（買い建て・売り建て）ポジションを構築する投資信託証券を実質的な主要投資対象とします。副次的な投資対象として、米国の短中期国債等に投資する投資信託証券にも投資を行ないます。通常、実質的な主要投資対象ファンドへの投資割合を高位に保ちます。

※各投資信託証券への投資割合は、原則として市況動向および各投資信託証券の収益性等を勘案して委託会社が決定します。

■実質的な主要投資対象ファンドは、米国、カナダおよびラテンアメリカ諸国の中小型株を含む約4,000の幅広い株式を投資候補銘柄とします。また、投資にあたってはデリバティブ取引（スワップなど）を活用します。

※上記の投資候補銘柄数は、今後変更になる可能性があります。

※買い建て額と売り建て額の合計であるグロスポジションは、実質的な主要投資対象ファンドの純資産総額の200～800%の範囲内とします。

※実質的な主要投資対象ファンドの投資手法およびグロスポジションの割合は将来変更になる場合があります。

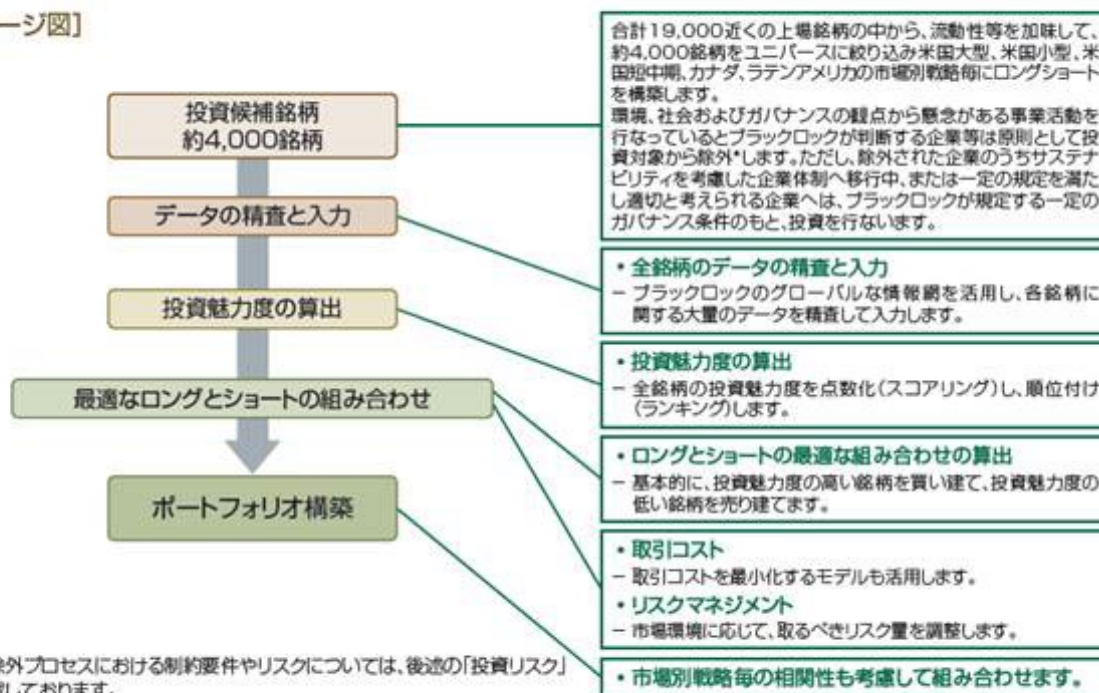
■実質的な主要投資対象ファンドのロングショート戦略は、ブラックロック独自の計量モデルを活用することで運用を行ないます。

※計量モデルとは、市場や株価の動きを計量的な数式で捉えようとするものです。大量の投資情報を活用し、リターン獲得を図るためのツールです。

＜実質的な主要投資対象ファンドの運用プロセス＞

独自の計量モデルを活用し、ロングショート戦略によりポートフォリオを構築します。

【イメージ図】



*当該除外プロセスにおける制約要件やリスクについては、後述の「投資リスク」に記載しております。
 ※上記の投資候補銘柄数は、今後変更になる可能性があります。
 ※資金動向、市況動向等によっては上記のような運用ができない場合があります。
 ※実質的な主要投資対象ファンドの運用プロセスは変更となる場合があります。

c. ファンドは、アメリカズ・ロングショート・マザーファンドをマザーファンドとするファミリーファンド方式で運用します。

ファンドは、マザーファンドを通じて、投資信託証券を投資対象とするファンド・オブ・ファンズです。

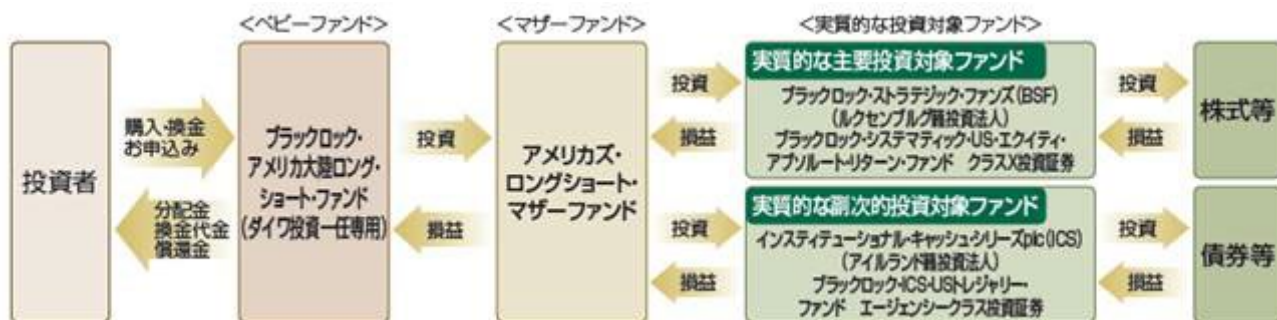
マザーファンドは「BSF ブラックロック・システマティック・US・エクイティ・アブソルート・リターン・ファンド*1」と「ICS ブラックロック・ICS・USTレジャーリー・ファンド*2」に投資します。

*1 正式名称は、「ブラックロック・ストラテジック・ファンズ（ルクセンブルグ籍投資法人） ブラックロック・システマティック・US・エクイティ・アブソルート・リターン・ファンド クラスX投資証券」です。

*2 正式名称は、「インスティテューショナル・キャッシュ・シリーズ p 1 c（アイルランド籍投資法人）ブラックロック・ICS・USTレジャーリー・ファンド エージェンシークラス投資証券」です。

<ファンドの仕組み>

当ファンドはアメリカズ・ロングショート・マザーファンドをマザーファンドとするファミリーファンド方式で運用します。また、マザーファンドは投資信託証券を投資対象とするファンド・オブ・ファンズです。



※ 投資対象ファンドは、委託会社の判断により適宜見直しを行なうことがあります。

d. 実質外貨建資産については、為替ヘッジにより為替変動リスクの低減を図ることを基本とします。

※ 当ファンドは、マザーファンドが投資する米ドル建て投資信託証券等（実質外貨建資産）に対して対円の為替ヘッジを行ないます。

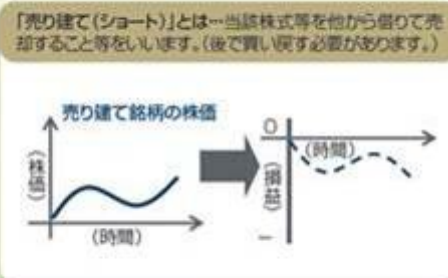
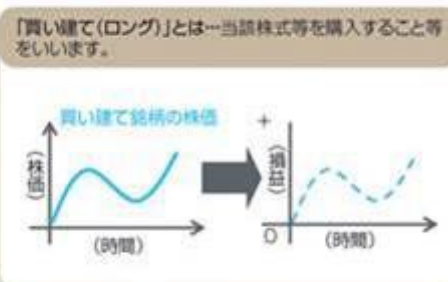
また、実質的な主要投資対象ファンドは現地通貨建てで投資を行なう場合があり、通常は現地通貨にかかる為替変動リスクは、ロングショート戦略において相殺されますが、ロングポジションとショートポジションの割合が一致しない等の場合には米ドルに対する現地通貨の為替レートの変動が、間接的に当ファンドの運用成果に影響を与えます。

ロングショート戦略とは

- **ロングショート戦略とは、相対的に投資魅力度の高い資産を買い建て(ロング)、相対的に投資魅力度が低い資産を売り建て(ショート)する投資手法をいいます。**
「買い建て」銘柄の方が「売り建て」銘柄よりも良いパフォーマンスの場合にロングショート戦略全体としての損益はプラスになります(逆の場合には、損益はマイナスになります)。

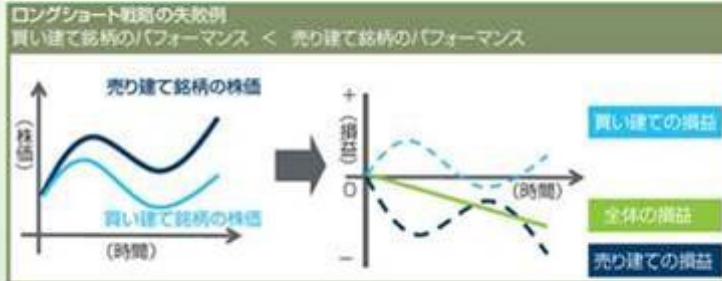
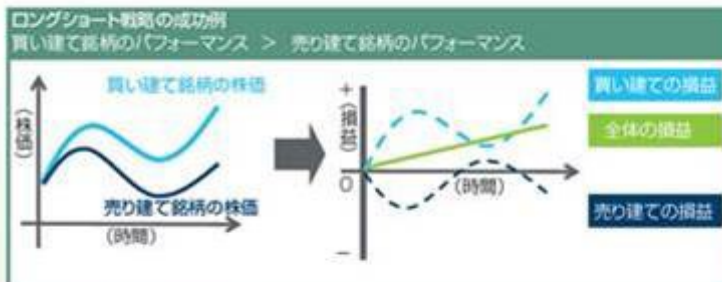
「買い建て」と「売り建て」について

[イメージ図]



ロングショート戦略による損益①

[イメージ図]



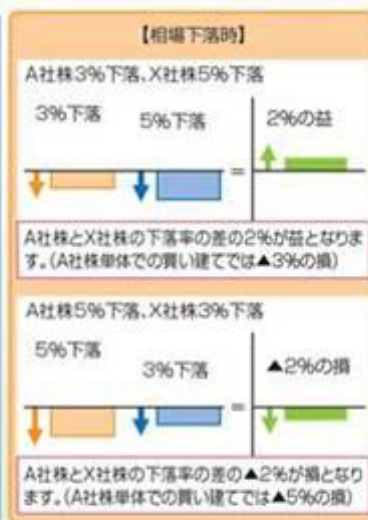

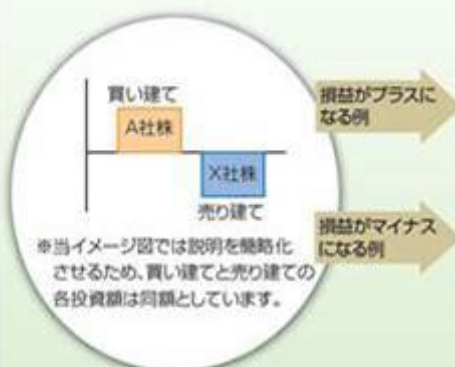
ロングショート戦略による損益②

- **買い建てと売り建てを同時に実施することで、株式市場全体の上昇・下落による影響を軽減させ投資銘柄固有の価格変動から得られる収益を効率的に獲得することを目指します。**

[イメージ図]

$$\text{ロングショート戦略の損益} = \text{買い建て銘柄の損益} + \text{売り建て銘柄の損益}$$

例 A社株を買い建て/X社株を売り建て



※上記のイメージ図は、ロングショート戦略をご理解頂くことを目的に作成したものであり、当ファンドの運用成果等を保証するものではありません。

※実質的な主要投資対象ファンドにおける買い建てと売り建てに原しては、デリバティブ取引を活用します。

※ロングとショートの双方で損失した場合は、通常想定される以上に当ファンドの運用成果が影響を被る可能性があります。

(2) 【ファンドの沿革】

2016年9月26日

信託契約締結、ファンドの設定日、運用開始

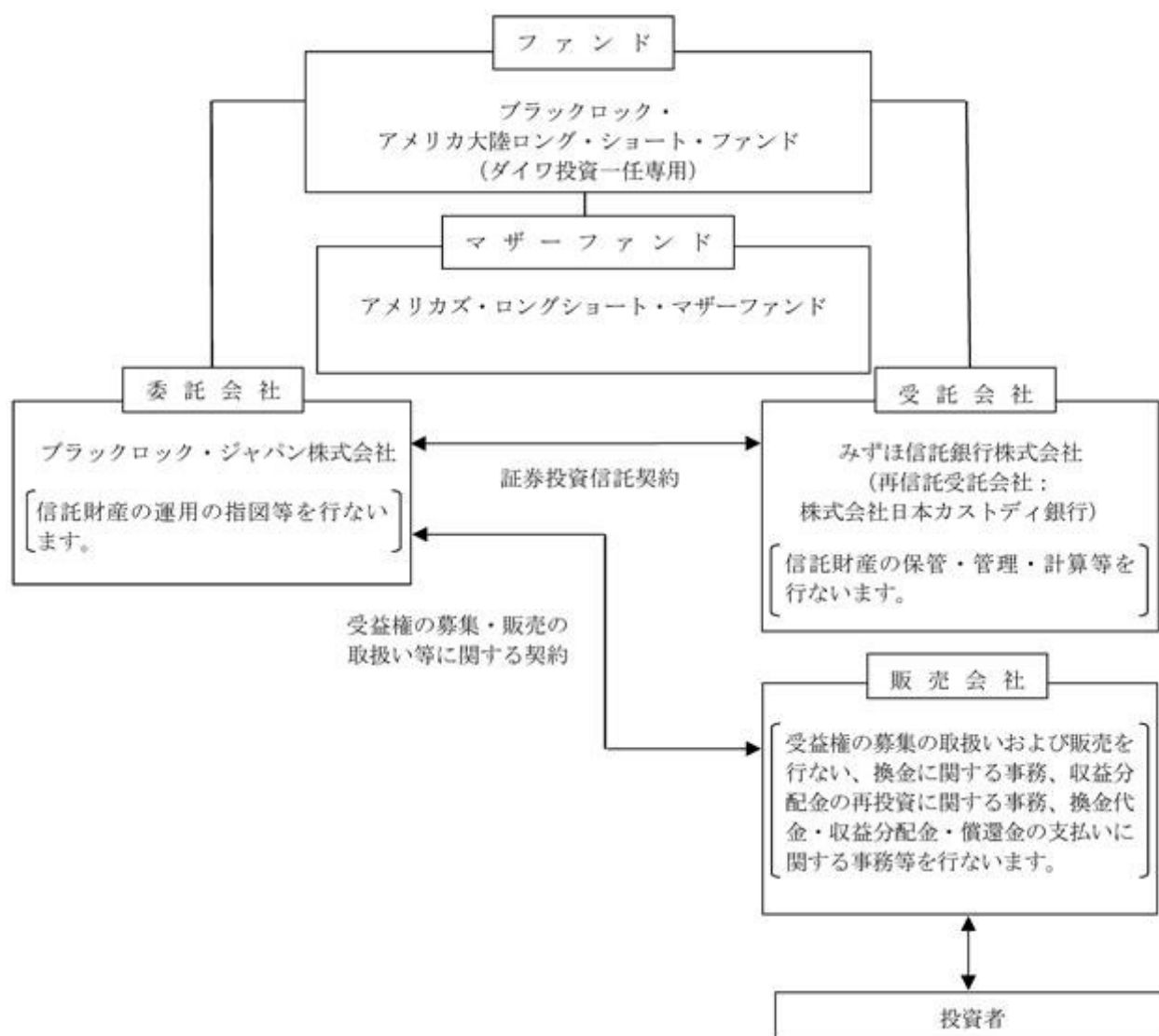
2017年3月18日

マザーファンド名称を変更

「ブラックロック・アメリカズ・ロングショート・マザーファンド」から「アメリカズ・ロングショート・マザーファンド」に変更

(3) 【ファンドの仕組み】

ファンドの仕組み



<契約等の概要>

a. 「証券投資信託契約」

ファンドの設定・運営に関する事項、信託財産の運用・管理に関する事項、委託会社および受託会社の業務に関する事項、投資者に関する事項等について規定しています。

b. 「受益権の募集・販売の取扱い等に関する契約」

委託会社が販売会社に委託する受益権の募集販売の取扱い、換金事務、投資者に対する収益分配金および換金代金の支払い、その他これらの業務に付随する業務等について規定しています。

<委託会社の概況>

2023年12月末現在の委託会社の概況は、以下のとおりです。

a. 資本金 3,120百万円

b. 沿革

1985年1月	メリルリンチ投資顧問株式会社 (後のメリルリンチ・インベストメント・マネジャーズ株式会社) 設立 1987年3月 証券投資顧問業者として登録 1987年6月 投資一任業務認可を取得 1997年12月 投資信託委託業務免許を取得
1988年3月	パークレイズ・デズート・ウェッド投資顧問株式会社 (後のパークレイズ・グローバル・インベスターズ株式会社) 設立 1988年6月 証券投資顧問業者として登録 1989年1月 投資一任業務認可を取得 1998年3月 投資信託委託業務免許を取得
1999年4月	野村ブラックロック・アセット・マネジメント株式会社 (後のブラックロック・ジャパン株式会社) 設立 1999年6月 証券投資顧問業者として登録 1999年8月 投資一任業務認可を取得
2006年10月	メリルリンチ・インベストメント・マネジャーズ株式会社を存続会社として、 ブラックロック・ジャパン株式会社と合併 新会社商号:「ブラックロック・ジャパン株式会社」
2009年12月	パークレイズ・グローバル・インベスターズ株式会社を存続会社として、 ブラックロック・ジャパン株式会社と合併 新会社商号:「ブラックロック・ジャパン株式会社」

c. 大株主の状況

株主名	住所	所有株式数	所有比率
ブラックロック・ジャパン・ホールディングス合同会社	東京都千代田区丸の内一丁目8番3号	15,000株	100%

2【投資方針】

(1)【投資方針】

- ① アメリカズ・ロングショート・マザーファンド受益証券への投資を通じて、主として米国、カナダおよびラテンアメリカ諸国の株式および株式関連の派生商品等に投資し、ロングショート（売建および買建）ポジションを構築することにより市場動向に左右されない投資収益を追求する投資信託証券に投資を行いません。副次的な投資対象として、短期債券等に投資する投資信託証券にも投資を行いません。投資対象とする投資信託証券は、別に定めるブラックロック・グループの運用会社が運用するものとします。
- ② 実質外貨建資産については、為替ヘッジにより為替変動リスクの低減を図ることを基本とします。
- ③ 資金動向、市況動向、残存信託期間等によっては、上記のような運用ができない場合もあります。

※ 委託会社は、自己又は第三者の利益を図るために投資者の利益を害することとなる潜在的なおそれのある取引を行ない又は行なうことがある場合、投資者の利益を害しないことを確保するため、売買執行管理規程等の社内規程により管理します。

<参考> マザーファンドの運用の基本方針

アメリカズ・ロングショート・マザーファンド

－ 運用の基本方針 －

1. 基本方針

この投資信託は、市場動向に左右されない投資収益の達成を目標に運用を行ないます。

2. 運用方法

(1) 投資対象

主として米国、カナダおよびラテンアメリカ諸国の株式および株式関連の派生商品等に投資し、ロング・ショート（売建および買建）ポジションを構築することにより市場動向に左右されない投資収益を追求する投資信託証券に投資を行ないます。副次的な投資対象として、短期債券等に投資する投資信託証券にも投資を行ないます。投資信託証券には、国内投資信託または外国投資信託の受益証券、投資証券、または外国投資証券が含まれません。

(2) 投資態度

- ① 主として米国、カナダおよびラテンアメリカ諸国の株式および株式関連の派生商品等に投資し、ロング・ショート（売建および買建）ポジションを構築することにより市場動向に左右されない投資収益を追求する投資信託証券（以下、「主要投資対象ファンド」といいます。）に投資を行ないます。副次的な投資対象として、短期債券等に投資する投資信託証券にも投資を行ないます。投資対象とする投資信託証券は、別に定めるブラックロック・グループの運用会社が運用するものとします。
- ② 各投資信託証券への投資割合は、原則として市況動向および各投資信託証券の収益性等を勘案して委託会社が決定します。通常、主要投資対象ファンドへの投資割合を高位に保ちます。
- ③ 別に定める投資信託証券は、委託会社の判断により、変更することがあります。
- ④ 外貨建資産については、為替ヘッジにより為替変動リスクの低減を図ることを基本とします。
- ⑤ 資金動向、市場動向、残存信託期間等によっては、上記のような運用ができない場合もあります。

(3) 投資制限

- ① 投資信託証券および短期金融商品（短期運用の有価証券を含みます。）以外への直接投資は行ないません。
- ② 投資信託証券への投資割合には制限を設けません。
- ③ 外貨建資産への投資割合には制限を設けません。
- ④ 一般社団法人投資信託協会規則に定める一の者に係る株式等エクスポージャー、債券等エクスポージャーおよびデリバティブ等エクスポージャーの信託財産の純資産総額に対する比率は、原則としてそれぞれ10%、合計で20%を超えないものとし、当該比率を超えることとなった場合には、同規則にしたがい当該比率以内となるよう調整を行ないます。

(2) 【投資対象】

① 投資対象とする資産の種類

この信託において投資の対象とする資産の種類は、次に掲げる特定資産（「特定資産」とは、投資信託及び投資法人に関する法律（以下「投信法」といいます。）第2条第1項で定めるものをいいます。以下同じ。）とします。

- a. 有価証券
- b. 金銭債権
- c. 約束手形（手形割引市場において売買される手形に限ります。）

② 投資対象とする有価証券

委託会社は、信託金を、主としてアメリカズ・ロングショート・マザーファンド受益証券のほか、次の有価証券（金融商品取引法第2条第2項の規定により有価証券とみなされる同項各号に掲げる権利を除きます。）に投資することを指図します。

- a. 国債証券
- b. 地方債証券
- c. 特別の法律により法人の発行する債券および社債券（新株引受権証券と社債券とが一体となった新株引受権付社債券の新株引受権証券および短期社債券を除きます。）
- d. 短期社債等（社債、株式等の振替に関する法律第66条第1号に規定する短期社債、保険業法第61条の10第1項に規定する短期社債、資産の流動化に関する法律第2条第8項に関する特定短期社債、商工組合中央金庫法第33条の2に規定する短期商工債、信用金庫法第54条の4第1項に規定する短期債および農林中央金庫法第62条の2第1項に規定する短期農林債をいいます。）
- e. コマーシャル・ペーパー
- f. 外国または外国の者の発行する証券または証書で、前各号の証券または証書の性質を有するもの
- g. 外国法人が発行する譲渡性預金証書

なお、a. から c. の証券を以下「公社債」といい、公社債にかかる運用の指図は買い現先取引（売戻し条件付の買い入れ）および債券貸借取引（現金担保付き債券借入れ）に限り行なうことができるものとします。

③ 投資対象とする金融商品

このファンドの設定、換金、償還、投資環境の変動等への対応等、委託会社が運用上必要と認めるときには、有価証券のほか、次に掲げる金融商品（金融商品取引法第2条第2項の規定により有価証券とみなされる同項各号に掲げる権利を含みます。）により運用を指図することができます。

- a. 預金
- b. 指定金銭信託（金融商品取引法第2条第1項第14号に規定する受益証券発行信託を除きます。）
- c. コール・ローン
- d. 手形割引市場において売買される手形

マザーファンドの投資対象ファンドの概要

(a) B S F ブラックロック・システムティック・US・エクイティ・アブソルート・リターン・ファンド

形態	ルクセンブルグ籍（オープン・エンド型）会社型外国投資証券（米ドル建て）
投資目的および投資態度	<p>ファンドは、株式等に投資するロングショート（買い建ておよび売り建て）ポジションをESGの観点も考慮しながら構築することにより、市場動向に係わらず、投資有価証券の値上がり益とともに配当収益の獲得によるプラスのアブソルート・リターンの追求を目指します。</p> <p>ファンドの純資産の少なくとも70%を米国の株式もしくは株式関連の派生商品等へ投資を行いません。またカナダおよびラテンアメリカ諸国の株式および株式関連の派生商品等にも投資を行いません。</p> <p>ファンドは、投資対象とする株式市場へのネットエクスポージャーを最小限にすることを旨として、広く分散投資を行いません。</p>
設定日	2012年2月17日
存続期間	無期限
主な投資対象	米国、カナダおよびラテンアメリカ諸国の株式もしくは株式関連の派生商品等に投資します。
主な投資制限	<ul style="list-style-type: none"> ・同一発行体の譲渡性のある証券への投資は、原則としてファンドの純資産総額の10%以下とします。 ・純資産総額の5%を超えて投資しているすべての発行体について、ファンドが保有する譲渡性のある証券の総額は原則として純資産総額の40%を超えないものとします。
管理報酬	ありません。（注）
その他費用	管理業務会社、保管会社および名義書換事務代行会社への報酬等および事務諸費に要する費用についてはファンドから差し引かれます。
決算日	年1回（原則として5月末日）に決算を行いません。
収益分配方針	原則として、分配を行いません。
申込手数料	ありません。
管理会社	ブラックロック（ルクセンブルグ）エス・エー
投資顧問会社	ブラックロック・インスティテューショナル・トラスト・カンパニー、エヌ．エイ．
保管会社	ステート・ストリート・バンク・インターナショナル GmbH、ルクセンブルグ支店

(注) 投資対象ファンドにかかる報酬相当額は、委託会社の信託報酬より支払われます。

(b) ICS ブラックロック・ICS・USトレジャリー・ファンド

形態	アイルランド籍（オープン・エンド型）会社型外国投資証券（米ドル建て）
投資目的および投資態度	ファンドは、流動性と元本の安定性を確保しつつ、安定的なインカム水準を追求します。ファンドは、米国短中期国債、米国政府によって発行されるその他債務権および現先取引に投資をします。現先取引の活用により流動性を確保します。
設定日	2008年9月29日
存続期間	無期限
主な投資対象	主としてファンドは、米国短中期国債、米国政府によって発行されるその他債務権および現先取引を主要投資対象とします。
主な投資制限	・同一発行体の譲渡性のある証券もしくは短期金融商品への投資は原則としてファンドの純資産総額の10%以下とします。
管理報酬 その他費用	管理報酬、保管報酬および事務の処理に要する諸費用がファンドから差し引かれます。
決算日	年1回（原則として9月30日）に決算を行いません。
収益分配方針	原則として、分配を行いません。
申込手数料	ありません。
管理会社	ブラックロック・アセット・マネジメント・アイルランド・リミテッド
投資顧問会社	ブラックロック・キャピタル・マネジメント・インク
保管会社	J. P. モルガン・エスイー、ダブリン支店

(3) 【運用体制】

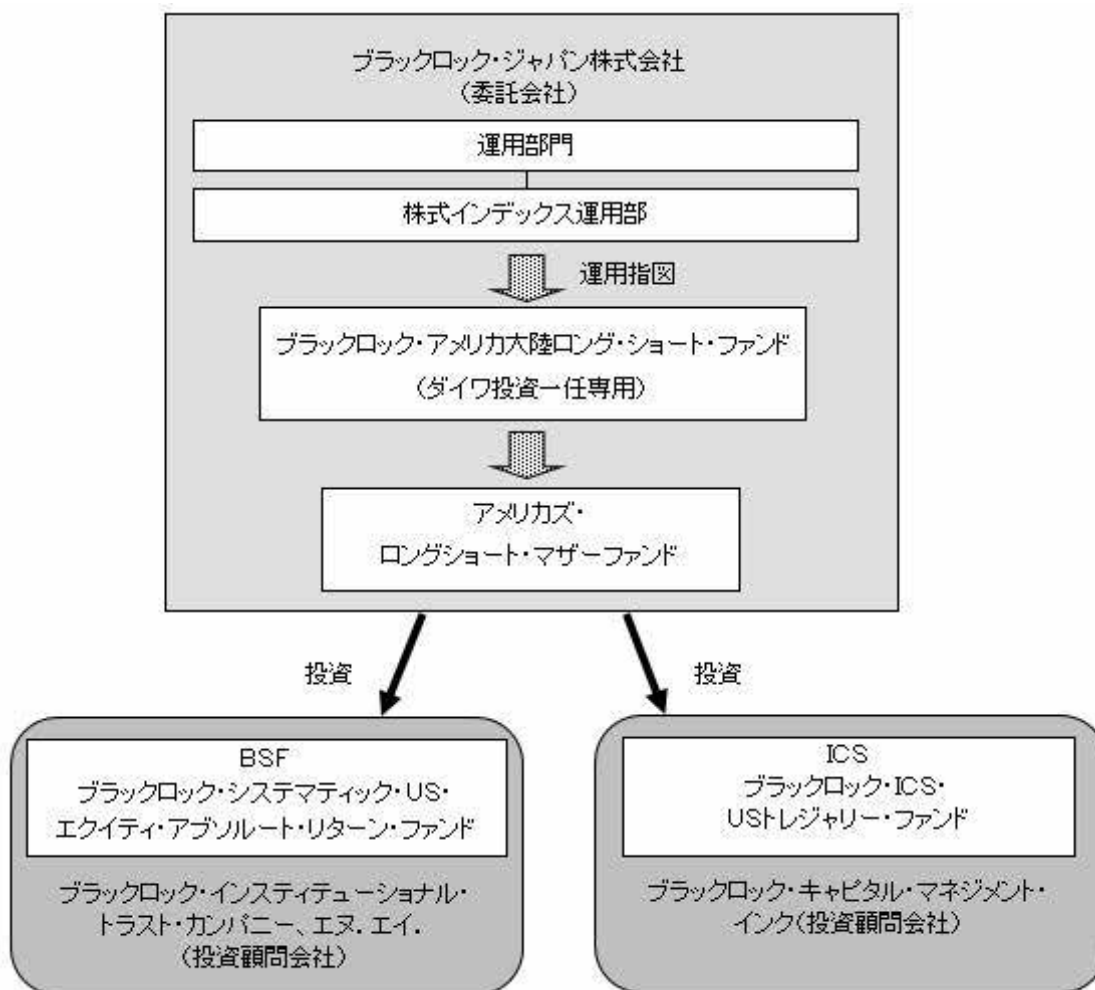
ファンドの運用・管理の各業務の役割分担を社内規程により定めております。

ファンドの運用については委託会社の運用部門が統括しています。

社内には内部監査を担当する部門、ファンドの運用状況やリスク状況等をモニターし、関連部署にフィードバックする部門、或いは投資委員会等開催により、各ファンドの投資方針等にしながら運用が行なわれているか確認する組織、機能が確立しています。

当ファンドの運用は、株式インデックス運用部（当ファンド担当：8名程度）が担当いたします。

運用体制図



※ 運用体制等は、変更となる場合があります。

ブラックロック・グループ

ブラックロック・グループは、運用資産残高10兆ドル*（約1,411兆円）を持つ世界最大級の独立系資産運用グループであり、当社はその日本法人です。

当グループは、世界各国の機関投資家および個人投資家のため、株式、債券、キャッシュ・マネジメントおよびオルタナティブ商品といった様々な資産クラスの運用を行なっております。また、機関投資家向けに、リスク管理、投資システム・アウトソーシングおよびファイナンシャル・アドバイザー・サービスの提供を行なっております。

* 2023年12月末現在。（円換算レートは1ドル=140.980円を使用）

(4) 【分配方針】

① 収益分配方針

年1回の毎決算時（原則として6月15日。休業日の場合は翌営業日。）に、原則として以下の方針に基づき、分配を行ないます。

a. 分配対象額の範囲

分配対象額の範囲は、経費控除後の繰越分を含めた利子・配当等収益および売買損益（繰越欠損補填後、評価損益を含みます。）等の全額とします。

b. 分配対象収益についての分配方針

分配金額は、委託会社が基準価額水準、市況動向等を勘案して決定します。

c. 留保益の運用方針

留保益の運用については特に制限を設けず、委託会社の判断に基づき、元本部分と同一の運用を行ないます。

※基準価額水準、市況動向等によっては分配を行わないことがあります。将来の分配金の支払いおよびその金額について保証するものではありません。

② 収益の分配

a. 信託財産から生じる毎計算期末における利益は、次の方法により処理するものとします。

(a) 利子、配当金およびこれ等に類する収益から支払利息を控除した額（以下「配当等収益」といいます。）は、諸経費、諸費用（消費税に相当する金額および地方消費税に相当する金額（以下「消費税相当額」といいます。）を含みます。以下同じ。）、信託報酬（消費税等相当額を含みます。以下同じ。）を控除した後、その残額を投資者に分配することができます。なお、次期以降の分配に充てるため、その一部を分配準備積立金として積み立てることができます。

(b) 売買損益に評価損益を加減した利益金額（以下「売買益」といいます。）は、諸経費、諸費用および信託報酬を控除し、繰越欠損金のあるときは、その全額を売買益をもって補てんした後、投資者に分配することができます。なお、次期以降の分配に充てるため、分配準備積立金として積み立てることができます。

b. 毎計算期末において、信託財産につき生じた損失は、次期に繰り越すものとします。

③ 収益分配金の支払い

a. 支払時期と支払場所

(a) 分配金支払いコースの場合

毎計算期間終了日後1ヵ月以内の委託会社の指定する日（原則として5営業日以内）に、毎計算期間の末日において振替機関等の振替口座簿に記載または記録されている投資者にお支払いを開始します。収益分配金は販売会社の営業所等において支払います。

(b) 分配金再投資コースの場合

累積投資契約に基づき、受託会社が委託会社の指定する預金口座等に払い込むことにより、原則として毎計算期間終了日の翌営業日に収益分配金が販売会社に支払われます。この場合、販売会社は投資者に対し遅滞なく収益分配金の再投資にかかる受益権の売り付けを行ないます。当該売り付けにより増加した受益権は、振替口座簿に記載または記録されます。

b. 時効

投資者が、a.(a)に規定する支払開始日から5年間支払い請求を行わない場合はその権利を失い、委託会社が受託会社から交付を受けた金銭は委託会社に帰属します。

(5) 【投資制限】

以下は当ファンドの約款で定める投資制限です。

- ① 投資信託証券および短期金融商品（短期運用の有価証券を含みます。）以外への直接投資は行ないません。
- ② 投資信託証券への投資制限
投資信託証券への実質投資割合には制限を設けません。
- ③ 外貨建資産への投資制限
外貨建資産への実質投資割合には、制限を設けません。
- ④ 特別の場合の外貨建有価証券への投資制限
外貨建有価証券への投資については、わが国の国際収支上の理由等により、特に必要と認められる場合には、制約されることがあります。
- ⑤ 公社債の借入れ
 - a. 委託会社は、信託財産の効率的な運用に資するため、公社債の借入れの指図をすることができます。なお、当該公社債の借入れを行なうにあたり担保の提供が必要と認めた時は、担保の提供の指図を行なうものとします。
 - b. a. の指図は、当該借入れにかかる公社債の時価総額が信託財産の純資産総額の範囲内とします。
 - c. 信託財産の換金等の事由により、b. の借入れにかかる公社債の時価総額が信託財産の純資産総額を超えることとなった場合には、委託会社は速やかに、その超える額に相当する借入れた公社債の一部を返還するための指図をするものとします。
 - d. a. の借入れにかかる品借料は信託財産中から支弁します。
- ⑥ 外国為替予約の指図および範囲
委託会社は、信託財産に属する外貨建資産とマザーファンドの信託財産に属する外貨建資産のうち信託財産に属するとみなした額（信託財産に属するマザーファンドの時価総額にマザーファンドの信託財産の純資産総額に占める外貨建資産の時価総額の割合を乗じて得た額をいいます。）との合計額について、当該外貨建資産の為替ヘッジのため、外国為替の売買の予約取引の指図をすることができます。
- ⑦ 信用リスク集中回避のための投資制限
一般社団法人投資信託協会規則に定める一の者に係る株式等エクスポージャー、債券等エクスポージャーおよびデリバティブ等エクスポージャーの信託財産の純資産総額に対する比率は、原則としてそれぞれ10%、合計で20%を超えないものとし、当該比率を超えることとなった場合には、同規則にしたがい当該比率以内となるよう調整を行いません。
- ⑧ 資金の借入れ
 - a. 委託会社は、信託財産の効率的な運用ならびに運用の安定性に資するため、換金に伴う支払資金の手当て（換金に伴う支払資金の手当てのために借入れた資金の返済を含みます。）を目的として、または再投資にかかる収益分配金の支払資金の手当てを目的として、資金借入れ（コール市場を通じる場合を含みます。）の指図をすることができます。なお、当該借入金をもって有価証券等の運用は行なわないものとします。
 - b. 換金に伴う支払資金の手当てにかかる借入期間は、投資者への換金代金支払開始日から信託財産で保有する有価証券等の売却代金の受渡日までの間または投資者への換金代金支払開始日から信託財産で保有する有価証券等の換金代金入金日までの間もしくは投資者への換金代金支払開始日から信託財産で保有する有価証券等の償還金の入金日までの期間が5営業日以内である場合の当該期間とし、資金借入額は当該有価証券等の売却または換金代金および有価証券等の償還金の合計額を限度とします。
ただし、資金の借入額は、借入れ指図を行なう日における信託財産の純資産総額の10%を超えないこととします。

- c. 収益分配金の再投資にかかる借入期間は信託財産から収益分配金が支弁される日からその翌営業日までとし、資金借入額は収益分配金の再投資額を限度とします。
- d. 借入金の利息は信託財産中より支弁します。

3【投資リスク】

(1) 投資リスク

ファンドの基準価額は、組入れられている有価証券の値動きの他、為替変動による影響を受けます。これらの信託財産の運用により生じた損益はすべて投資者の皆様へ帰属します。したがって、当ファンドは元金および元金からの収益の確保が保証されているものではなく、基準価額の下落により投資者は損失を被り、元金を割り込むことがあります。また、投資信託は預貯金と異なります。

当ファンドにかかる主なリスクは以下の通りです。

① 基準価額の変動要因

a. ロングショート戦略によるリスク

当ファンドの実質的な主要投資対象ファンドは、計量モデルを活用したロングショート戦略による運用を行なうことで投資収益を追求しますが、当戦略がその目的を達成できる保証はありません。ロング（買い建て）した銘柄の価格が下落した場合、もしくはショート（売り建て）した銘柄の価格が上昇した場合は損失が発生し、それに伴い当ファンドの基準価額が下落する可能性があります。またロングとショートの双方で損失した場合は、通常想定される以上に当ファンドの運用成果に影響を被る可能性があります。

b. 株式の価格変動リスク

当ファンドの実質的な主要投資対象ファンドは、米国、カナダおよびラテンアメリカ諸国の発行体が発行する株式および株式関連の派生商品に投資を行ないます。したがって、米国、カナダおよびラテンアメリカ諸国の経済・市場動向または投資対象企業の経営・財務状況に応じて、株式あるいは株式関連の派生商品の価格等が変動し、当ファンドの運用成果に影響を与えます。

(中小型株式投資のリスク)

当ファンドの実質的な主要投資対象ファンドは、株式市場平均に比べ時価総額の小さな企業の株式および株式関連の派生商品にも投資を行ないます。これらの企業への投資は、株式市場全体の平均に比べて結果としてより大きな値上がりもしくは値下がりとなる可能性があります。これは比較的小規模の企業は大規模の企業に比べ収益の変動が大きくなる傾向があることに加え、株式市場における需給関係の変動の影響を受けやすいためです。

(カントリー・リスク)

当ファンドの実質的な主要投資対象ファンドはラテンアメリカ諸国の株式市場にも投資をします。ラテンアメリカ諸国のようなエマージング諸国の経済は、先進諸国に比べて不安定であり、その株式市場を取り巻く社会的・経済的環境はより不透明な場合が多く、エマージング諸国の政府は自国経済を規制または監督する上で大きな影響力を行使することがあります。したがって、主として先進国市場に投資する場合に比べて、投資先の国の政治・経済事情、通貨・資本規制等の要因により、より大幅に株価が変動することが考えられ、それに伴い当ファンドの運用成果に影響を与えます。

c. デリバティブ取引のリスク

当ファンドの実質的な主要投資対象ファンドは、株式関連の派生商品（先物・スワップなど）に投資を行ないません。先物・スワップなどのデリバティブ取引は、現物資産への投資に代わって投資目的を効率的に達成するために用いられ、あるいは価格変動による影響を回避するために用いられませんが、その目的が達成される保証はなく、損失が発生する可能性があります。デリバティブ取引はコストとリスクが伴い、当ファンドの運用成果に影響を与えます。

(レバレッジ・リスク)

デリバティブ取引では、一般的に想定元本に対して比較的小額の証拠金・担保金等を取引相手に差入れることで、より大きな金額の取引を行ないます。当ファンドの実質的な主要投資対象ファンドでは、ファンドの純資産規模を上回る金額のデリバティブ取引を行ないます。その結果として、いわゆる「てこ（レバレッジ）の原理」により市場価格の変動が増幅され、大きな影響を被る可能性があります。

(デリバティブ取引の取引先に関するリスク)

デリバティブ取引の相手方が倒産等の事態に陥った場合は、取引契約が不履行となり、取引の清算の遅延等により、大きな損失を被る可能性があります。このような事態が生じた場合には当ファンドの運用成果に影響を与えます。

d. 為替変動リスク

当ファンドのマザーファンドは、為替変動リスクの低減を図ることを目指し、原則として外貨建資産に対して為替ヘッジを行ないますが、為替変動による影響の全てを回避することはできません。また、ヘッジ対象通貨の金利が円金利よりも高い場合、ヘッジ・コストがかかります。

なお、実質的な主要投資対象ファンドは現地通貨建てで投資を行なう場合があります。通常は現地通貨にかかる為替変動リスクは、ロングショート戦略において相殺されますが、ロングポジションとショートポジションの割合が一致しない等の場合には米ドルに対する現地通貨の為替レートの変動が、当ファンドの運用成果に影響を与えます。

e. 債券投資のリスク

当ファンドの実質的な投資対象ファンドは、債券へも投資を行ないます。債券の価格は、政治、経済、社会情勢等の影響により金利が上昇すれば下落し、金利が低下すれば上昇します。したがって、金利の変動が当ファンドの運用成果に影響を与えます。また、投資した債券の発行体の財務状況により、債務不履行が生じることがあります。債務不履行が生じた場合には、債券価格が下落する等、当ファンドの運用成果に影響を与えます。

f. ESGを運用プロセスにおいて勘案する際の制約要件やリスク

投資対象企業の環境、社会およびガバナンス特性にかかる評価に際し、第三者プロバイダーが提供するデータを含む複数のデータを活用します。当ファンドで使用する評価基準は、他のESGファンドが適用する基準と異なる場合があります。また、企業開示が不十分であるなどの理由から入手できるデータや情報が不完全である可能性があります。

ESGの評価に基づく銘柄組入れおよび除外基準により、ESG特性を考慮しないファンドと比較して異なる運用成果を示す可能性があります。また、投資機会や投資対象となる銘柄が制限される可能性があります。

② ファンド運営上のリスク

a. 購入および換金の受付の中止・取消

金融商品取引所等における取引の停止、外国為替取引の停止、決済機能の停止、主要投資対象ファンドの取引停止、その他やむを得ない事情があるときは、受益権の購入および換金の受付を中止する場合があります。また、この場合、既に受付けた受益権の購入および換金の受付についても取り消す場合があります。

b. ファンドの繰上償還

当ファンドは換金により受益権の口数が20億口を下回ることとなった場合、または投資者のため有利と認められる場合、その他やむを得ない事情が発生したとき等は、ファンドを償還させる場合があります。

c. 法令・税制・会計等の変更

法令・税制・会計方法等は今後変更される可能性があります。

d. 流動性リスクに関する事項

当ファンドが保有する資産の市場環境等の状況により、保有有価証券の流動性が低下し、投資者からの換金請求に制約がかかる等のリスク（流動性リスク）があります。当ファンドにおいて流動性リスクが顕在化すると考えられる状況は以下の通りです。

- ・経済全体または個別企業の業績の影響により、株価変動が大きくなるまたは取引量が著しく少なくなる等、株式市場動向が不安定になった場合
- ・デリバティブ市場において価格変動が大きくなるまたは取引量が著しく少なくなる等、デリバティブ市場動向が不安定になった場合
- ・主要投資対象とするファンドの購入・換金に制限がかかった場合

※金融商品取引所等における取引の停止時、決済機能の停止時または大口の換金請求については、換金請求に制限がかかる場合があります。

e. 収益分配金に関する留意点

分配金は、預貯金の利息とは異なりファンドの純資産から支払われますので、分配金が支払われると、その金額相当分、基準価額は下がります。

分配金は、計算期間中に発生した運用収益（経費控除後の配当等収益および評価益を含む売買益）を超えて支払われる場合があります。計算期間中に運用収益があった場合においても、当該運用収益を超えて分配を行なった場合、当期決算日の基準価額は前期決算日の基準価額と比べて下落することになります。したがって、分配金の水準は必ずしも計算期間におけるファンドの収益率を示すものではありません。

投資者の個別元本の状況によっては、分配金の一部または全部が、実質的に元本の一部払戻しに相当する場合があります。個別元本とは、追加型投資信託を保有する投資者毎の取得元本のことで、投資者毎に異なります。

(2) リスクの管理体制

委託会社ではリスク管理を重視しており、独自開発のシステムを用いてリスク管理を行なっております。具体的には、運用担当部門から独立したリスク管理担当部門においてファンドの投資リスクおよび流動性リスクの計測・分析、投資・流動性制限のモニタリングなどを行なうことにより、ファンドの投資リスク（流動性リスクを含む）が運用方針に合致していることを確認し、その結果を運用担当部門にフィードバックするほか、社内の関係者で共有しております。また、委託会社の業務に関するリスクについて社内規程を定めて管理を行なっております。

その他、デリバティブ取引のリスク管理として、実質的な投資対象ファンドの投資顧問会社ではリスク管理部門内に取引先リスクの管理専任部署を設置、取引先の承認、財務状況のモニタリング、ならびに取引先毎の取引額のモニタリングを行なっています。

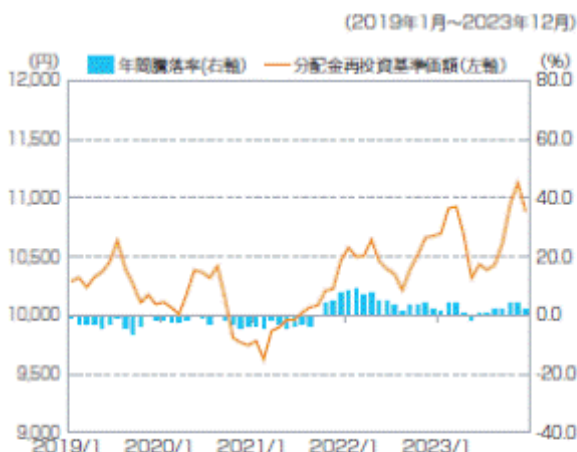
※ リスクの管理体制は、変更となる場合があります。

(参考情報)

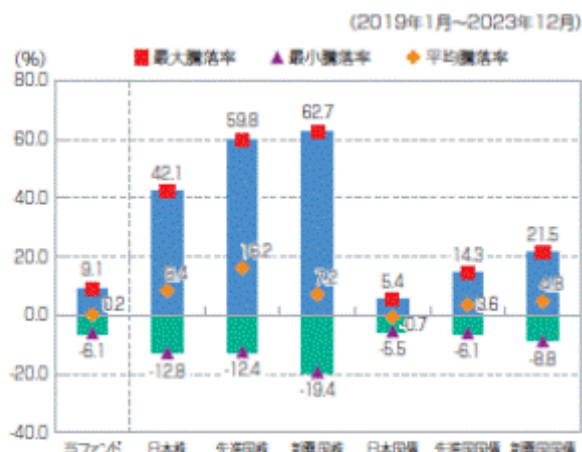
●下記のグラフは、ファンドと代表的な資産クラスを定量的に比較できるように作成したものです。

右のグラフは過去5年間ににおける年間騰落率(各月末における直近1年間の騰落率)の平均・最大・最小を、ファンドおよび他の代表的な資産クラスについて表示しています。また左のグラフはファンドの過去5年間ににおける年間騰落率の推移を表示しています。

ファンドの年間騰落率と分配金再投資基準価額の推移



他の代表的な資産クラスとの騰落率の比較



※各資産クラスは、ファンドの投資対象を表しているものではありません。

※ファンドの年間騰落率は、分配金(税引前)を分配時にファンドへ再投資したものとみなして計算したものであり、実際の基準価額に基づいて計算した年間騰落率とは異なる場合があります。

※ファンドの年間騰落率において、過去5年間分のデータが算出できない場合は以下のルールで表示しています。

- ①年間騰落率に該当するデータがない場合には表示されません。
- ②年間騰落率が算出できない期間がある場合には、算出可能な期間についてのみ表示しています。

※各資産クラスの指数

- 日本株……東証株価指数(TOPIX)(配当込み)
 - 先進国株……MSCIコクサイ指数(配当込み、円ベース)
 - 新興国株……MSCIエマージング・マーケット指数(配当込み、円ベース)
 - 日本国債……NOMURA-BPI国債
 - 先進国国債……FTSE世界国債インデックス(除く日本、円ベース)
 - 新興国国債……J.P.モルガン・ガバメント・ボンド・インデックス・エマージング・マーケット・グローバル・ディバーシファイド(円ベース)
- (注) 海外の指数は、為替ヘッジなしによる投資を想定して、円ベースとしております。

<各指数について>

東証株価指数(TOPIX)(配当込み)は、日本の株式市場を広範に網羅するとともに、投資対象としての機能性を有する我が国を代表する指数です。東証株価指数(TOPIX)(配当込み)の指数値および東証株価指数(TOPIX)(配当込み)に係る商標又は商標は、株式会社JPX総研又は株式会社JPX総研の関連会社(以下「JPX」という。)の知的財産であり、指数の算出、指数値の公表、利用など東証株価指数(TOPIX)(配当込み)に関するすべての権利・ノウハウおよび東証株価指数(TOPIX)(配当込み)に係る商標又は商標に関するすべての権利はJPXが有します。JPXは、東証株価指数(TOPIX)(配当込み)の指数値の算出又は公表の調整、遅延又は中断に対し、責任を負いません。

MSCIコクサイ指数(配当込み、円ベース)およびMSCIエマージング・マーケット指数(配当込み、円ベース)は、MSCI Inc.が開発、計算した株価指数です。MSCIコクサイ指数(配当込み、円ベース)は日本を除く世界の主要先進国の株式を、また、MSCIエマージング・マーケット指数(配当込み、円ベース)は新興国の株式を対象として算出した指数です。同指数に関する著作権、知的財産その他の一切の権利は、MSCI Inc.に帰属します。また、MSCI Inc.は同指数の内容を変更する権利及び公表を停止する権利を有しています。

NOMURA-BPI国債は、野村フィデューシャリー・リサーチ&コンサルティング株式会社が公表している指数で、日本国債の市場全体の動向を表す投資収益指数です。同指数に関する知的財産権は野村フィデューシャリー・リサーチ&コンサルティング株式会社に帰属します。なお、野村フィデューシャリー・リサーチ&コンサルティング株式会社は、NOMURA-BPI国債の正確性、完全性、信頼性、有用性を保証するものではなく、NOMURA-BPI国債を用いて行なわれるブラックロック・ジャパン株式会社の事業活動・サービスに関し一切責任を負いません。

FTSE世界国債インデックス(除く日本、円ベース)は、FTSE Fixed Income LLCにより運営され、日本を除く世界主要国の国債の総合収益率を各市場の時価総額で加重平均した債券インデックスです。同指数はFTSE Fixed Income LLCの知的財産であり、指数に関するすべての権利は、FTSE Fixed Income LLCが有しています。

J.P.モルガン・ガバメント・ボンド・インデックス・エマージング・マーケット・グローバル・ディバーシファイド(円ベース)は、J.P.モルガン・セキュリティティーズ・エルエルシーが発表しており、新興国の現地通貨建ての国債を対象として算出した指数です。同指数に関する著作権はJ.P.モルガン・セキュリティティーズ・エルエルシーに帰属しています。

4【手数料等及び税金】

(1)【申込手数料】

- ① 購入時の申込手数料（以下「購入時手数料」といいます。）は、販売会社が独自に定めることができます。販売会社につきましては、下記にお問い合わせください。
- ブラックロック・ジャパン株式会社
電話番号： 03-6703-4300（受付時間 営業日の9：00～17：00）
ホームページアドレス： www.blackrock.com/jp/

なお、購入時手数料には消費税等相当額が含まれます（以下同じ。）。

購入時手数料は、購入時の商品説明、販売に関する事務手続き等の役務の対価として販売会社にお支払いいただくものです。

※購入時手数料を徴収している販売会社はありません。

- ② 分配金の受取方法により、「分配金支払いコース」、「分配金再投資コース」の2つのコースがあります。「分配金再投資コース」を選択した投資者が、分配金を再投資する場合は、無手数料とします。

(2)【換金（解約）手数料】

- ① 換金手数料
ありません。
- ② 信託財産留保額
ありません。

(3)【信託報酬等】

- ① 信託報酬の総額
計算期間を通じて毎日、信託財産の純資産総額に年1.9008%（税抜1.728%）の率を乗じて得た金額とします。信託報酬に係る委託会社、販売会社、受託会社間の配分および当該報酬を対価とする役務の内容は次の通りとします。

	信託報酬の配分	役務の内容
委託会社	年1.76% （税抜1.60）	ファンドの運用、基準価額の計算、運用報告書等各種書類の作成等
販売会社	年0.11% （税抜0.10%）	運用報告書等各種書類の送付、口座内でのファンドの管理、購入後の情報提供等
受託会社	年0.0308% （税抜0.028%）	運用財産の管理、委託会社からの指図の実行等

※ 実質的な投資対象ファンドにかかる報酬相当額は、委託会社の信託報酬より支払われます。

- ② 信託報酬の支払時期と支払方法等

信託報酬は、日々計上され、毎計算期間の最初の6ヵ月終了日（当該終了日が休業日の場合はその翌営業日とします。）および毎計算期末または信託終了のとき信託財産中から支弁するものとします。

委託会社および販売会社に対する信託報酬は、ファンドから委託会社に対して支弁されます。信託報酬の販売会社への配分は、ファンドから委託会社に支弁された後、委託会社より販売会社に対して支払われます。受託会社の報酬は、ファンドから受託会社に対して支弁されます。

(4)【その他の手数料等】

- ① 信託財産において換金代金等の支払資金に不足が生じるときに資金借入れの指図を行なった場合はその都度、当該借入金の利息は信託財産中より支弁します。

- ② 信託財産に関する租税、信託事務の処理に要する諸費用および受託会社の立替えた立替金の利息（以下「諸経費」といいます。）は、投資者の負担とし、その都度、信託財産中から支弁します。
- ③ 下記の諸費用（以下「諸費用」といいます。）および諸費用に係る消費税等相当額は、投資者の負担とし、信託財産中から支弁することができます。
1. 受益権の管理事務に関連する費用
 2. 有価証券届出書、有価証券報告書等法定提出書類の作成、印刷および提出に係る費用
 3. 目論見書の作成、印刷および交付に係る費用
 4. 信託約款の作成、印刷および届出に係る費用
 5. 運用報告書の作成、印刷、交付および提出に係る費用
 6. 公告に係る費用
 7. 他の信託との併合および信託約款の変更またはファンドの償還に係る事項を記載した書面の作成、印刷および交付に係る費用
 8. この信託の監査人、法律顧問および税務顧問に対する報酬および費用
- 委託会社は、年0.11%（税抜0.10%）を上限とする、上記の諸費用の金額をあらかじめ合理的に見積もった上で算出する率を毎日純資産総額に対して乗じて得た額、または上記の諸費用の金額をあらかじめ合理的に見積もった上で算出する額を、上記の諸費用の支払の合計額とみなして、ファンドから受領することができます。諸費用および諸費用に係る消費税等相当額は、日々計上され、毎計算期間の最初の6ヵ月終了日（当該終了日が休業日の場合はその翌営業日）および毎計算期末または信託終了のとき信託財産中から支払われるものとします。
- ④ 外貨建資産の保管等に要する費用*は、その都度、信託財産中より支弁します。
*海外における保管銀行等に支払う有価証券の保管および資金の送金・資産の移転等に要する費用
- ⑤ 実質的な投資対象ファンドに係る保管報酬および事務処理に要する諸費用が別途投資対象ファンドから支払われます。

(5) 【課税上の取扱い】

課税上は株式投資信託として取扱われます。

日本の居住者（法人を含む。）である投資者に対する課税については、以下のような取扱いとなります。

- ① 個別元本方式について
 - a. 追加型株式投資信託について、投資者毎の信託時の受益権の価額等（購入時手数料は含まれません。）が当該投資者の元本（「個別元本」といいます。）にあたります。
 - b. 投資者が同一ファンドの受益権を複数回購入した場合、個別元本は、当該投資者が追加信託を行なうつど当該投資者の受益権口数で加重平均することにより算出されます。
 - c. 同一ファンドを複数の販売会社で購入する場合には各販売会社毎に、個別元本の算出が行なわれます。また、同一販売会社であっても複数支店等で同一ファンドを購入する場合は当該支店等毎に個別元本の算出が行なわれる場合があります。
 - d. 投資者が元本払戻金（特別分配金）を受け取った場合、収益分配金発生時にその個別元本から当該元本払戻金（特別分配金）を控除した額が、その後の当該投資者の個別元本となります。（「元本払戻金（特別分配金）」については、下記「③収益分配金の課税について」を参照。）
- ② 換金時および償還時の課税について
 - a. 個人の投資者の場合
換金時および償還時の差益（譲渡益）が課税対象となります。

b. 法人の投資者の場合

換金時および償還時の個別元本超過額が課税対象となります。

③ 収益分配金の課税について

追加型株式投資信託の収益分配金には、課税扱いとなる「普通分配金」と、非課税扱いとなる「元本払戻金（特別分配金）」（投資者毎の元本の一部払戻しに相当する部分）の区分があります。

投資者が収益分配金を受け取る際、①当該収益分配金落ち後の基準価額が当該投資者の個別元本と同額の場合または当該投資者の個別元本を上回っている場合には、当該収益分配金の全額が普通分配金となり、②当該収益分配金落ち後の基準価額が当該投資者の個別元本を下回っている場合には、その下回る部分の額が元本払戻金（特別分配金）となり、当該収益分配金から当該元本払戻金（特別分配金）を控除した額が普通分配金となります。

なお、投資者が元本払戻金（特別分配金）を受け取った場合、収益分配金発生時にその個別元本から当該元本払戻金（特別分配金）を控除した額が、その後の当該投資者の個別元本となります。

④ 個人、法人の課税の取扱いについて

a. 個人の投資者に対する課税

(a) 収益分配金の課税について

支払いを受ける収益分配金のうち、課税扱いとなる普通分配金については、配当所得として、20.315%（所得税15.315%（復興特別所得税を含む）、地方税5%）の税率による源泉徴収が行なわれます。原則として、申告は不要です。

また、確定申告を行なうことにより総合課税（配当控除なし）と申告分離課税（20.315%（所得税15.315%、地方税5%））のいずれかを選択することができます。

(b) 換金時および償還時の差益の課税について

換金時および償還時の差益（換金価額および償還価額から購入費用（購入時手数料および当該購入時手数料にかかる消費税等相当額を含みます。）を控除した利益）は、譲渡益として課税対象（譲渡所得等）となり、20.315%（所得税15.315%（復興特別所得税を含む）、地方税5%）の税率による申告分離課税が適用されます。原則として確定申告が必要ですが、特定口座（源泉徴収口座）の利用が可能な場合があります。

換金時および償還時に損失（譲渡損）が生じた場合には、確定申告することで、他の株式等の譲渡益、上場株式等の配当所得および特定公社債等の利子所得の金額（申告分離課税を選択したものに限り）との損益通算ならびに3年間の繰越控除の対象とすることができます。

また、換金時および償還時の差益（譲渡益）については、他の株式等の譲渡損と損益を相殺することができます。

b. 法人の投資者に対する課税

法人の投資者が支払いを受ける収益分配金のうち課税扱いとなる普通分配金ならびに換金時および償還時の個別元本超過額については、15.315%（所得税15.315%（復興特別所得税を含む）、地方税の源泉徴収はありません。）の税率による源泉徴収が行なわれます。なお、当ファンドについては、法人税の課税対象となりますが、益金不算入制度の適用はありません。

※外貨建資産への投資により外国税額控除の適用となった場合には、分配時の税金が異なる場合があります。

※上記は2023年12月末現在のもので、税法が改正された場合等には、税率等が変更される場合があります。

税金の取扱いの詳細については、税務専門家等にご確認されることをお勧めします。

5【運用状況】

以下の運用状況は2023年12月末現在のものです。

「ブラックロック・アメリカ大陸ロング・ショート・ファンド（ダイワ投資一任専用）」

(1)【投資状況】

資産の種類	金額(円)	投資比率(%)
親投資信託受益証券	4,402,423,092	100.08
内 日本	4,402,423,092	100.08
コール・ローン、その他の資産(負債控除後)	△3,394,965	△0.08
純資産総額	4,399,028,127	100.00

(2)【投資資産】

①【投資有価証券の主要銘柄】

順位	銘柄	国/地域	種類	数量(口)	簿価単価(円)	簿価金額(円)	評価単価(円)	評価金額(円)	投資比率(%)
1	アメリカズ・ロングショート・マザーファンド	日本	親投資信託受益証券	3,001,174,649	1.4040	4,213,687,507	1.4669	4,402,423,092	100.08

(注) 投資比率は、純資産総額に対する評価金額の比率です。

種類別投資比率

種類	投資比率(%)
親投資信託受益証券	100.08

(注) 投資比率は、純資産総額に対する評価金額の比率です。

②【投資不動産物件】

該当事項はありません。

③【その他投資資産の主要なもの】

該当事項はありません。

(3) 【運用実績】

① 【純資産の推移】

2023年12月末現在、同日前1年以内における各月末および各計算期間末の純資産の推移は次の通りです。

	純資産総額(円)		1口当たりの純資産額(円)	
	(分配落)	(分配付)	(分配落)	(分配付)
第1期(2017年6月15日)	335,768,321	(同左)	1.0180	(同左)
第2期(2018年6月15日)	384,997,062	(同左)	1.0737	(同左)
第3期(2019年6月17日)	616,292,931	(同左)	1.0402	(同左)
第4期(2020年6月15日)	933,168,220	(同左)	1.0391	(同左)
第5期(2021年6月15日)	1,179,883,249	(同左)	0.9902	(同左)
第6期(2022年6月15日)	2,089,003,486	(同左)	1.0465	(同左)
第7期(2023年6月15日)	3,198,355,611	(同左)	1.0444	(同左)
2022年12月末現在	2,880,165,582	—	1.0674	—
2023年1月末現在	2,896,565,594	—	1.0695	—
2023年2月末現在	2,915,197,619	—	1.0910	—
2023年3月末現在	3,018,140,390	—	1.0925	—
2023年4月末現在	2,987,103,296	—	1.0677	—
2023年5月末現在	3,069,599,512	—	1.0316	—
2023年6月末現在	3,259,295,416	—	1.0433	—
2023年7月末現在	3,525,440,065	—	1.0386	—
2023年8月末現在	3,738,269,846	—	1.0429	—
2023年9月末現在	3,924,531,889	—	1.0614	—
2023年10月末現在	4,154,577,180	—	1.0944	—
2023年11月末現在	4,349,540,880	—	1.1127	—
2023年12月末現在	4,399,028,127	—	1.0882	—

②【分配の推移】

	1口当たりの分配金(円)
第1期	—
第2期	—
第3期	—
第4期	—
第5期	—
第6期	—
第7期	—
2023年6月16日～2023年12月15日	—

③【収益率の推移】

	収益率(%)
第1期	1.8
第2期	5.5
第3期	△3.1
第4期	△0.1
第5期	△4.7
第6期	5.7
第7期	△0.2
2023年6月16日～2023年12月15日	6.7

(注) 収益率とは、計算期間末の基準価額(分配付の額)から当該計算期間の直前の計算期間末の基準価額(分配落の額。以下「前期末基準価額」といいます。)を控除した額を前期末基準価額で除して得た数に100を乗じて得た数です。なお、第1期計算期間については、前期末基準価額を10,000円(1万口当たり)として計算しています。

(4)【設定及び解約の実績】

	設定数量(口)	解約数量(口)	発行済数量(口)
第1期	338,283,526	8,458,742	329,824,784
第2期	260,134,959	231,394,453	358,565,290
第3期	313,876,576	79,994,821	592,447,045
第4期	483,900,041	178,325,954	898,021,132
第5期	459,466,778	165,886,805	1,191,601,105
第6期	1,037,801,693	233,133,915	1,996,268,883
第7期	1,591,784,659	525,681,107	3,062,372,435
2023年6月16日～ 2023年12月15日	1,183,221,373	290,914,045	3,954,679,763

(参考情報)

「アメリカズ・ロングショート・マザーファンド」

(1) 投資状況

資産の種類	金額(円)	投資比率(%)
投資証券	4,127,505,610	93.76
内 ルクセンブルグ	3,745,239,182	85.07
内 アイルランド	382,266,428	8.68
コール・ローン、その他の資産(負債控除後)	274,812,090	6.24
純資産総額	4,402,317,700	100.00

(注) 当ファンドは、ファミリーファンド方式による運用を行っているため、実質の運用はマザーファンドにおいて行っております。

(2) 投資資産

① 投資有価証券の主要銘柄

順位	銘柄	国/地域	種類	投資口数	簿価単価(円)	簿価金額(円)	評価単価(円)	評価金額(円)	投資比率(%)
1	ブラックロック・ストラテジック・ファンズ ブラックロック・システムティック・US・エクイティ・アブソルート・リターン・ファンド クラスX投資証券	ルクセンブルグ	投資証券	130,196	26,645.06	3,469,104,527	28,765.96	3,745,239,182	85.07
2	インスティテューショナル・キャッシュ・シリーズplc ブラックロック・ICS・USトレジャリー・ファンド エージェンシークラス投資証券	アイルランド	投資証券	23,802	15,675.67	373,117,380	16,060.04	382,266,428	8.68

(注) 投資比率は、純資産総額に対する評価金額の比率です。

種類別投資比率

種類	投資比率(%)
投資証券	93.76

(注) 投資比率は、純資産総額に対する評価金額の比率です。

② 投資不動産物件

該当事項はありません。

③ その他投資資産の主要なもの

該当事項はありません。

基準価額・純資産の推移



※基準価額および分配金再投資基準価額は信託報酬控除後の値です。信託報酬については、後述の「ファンドの費用」をご覧ください。
 ※分配金再投資基準価額は、税引前分配金を再投資したものととして算出しています。

分配の推移

設定来累計	0円	
第3期	2019年6月	0円
第4期	2020年6月	0円
第5期	2021年6月	0円
第6期	2022年6月	0円
第7期	2023年6月	0円

※分配金は税引前、1万口当たり

主要な資産の状況

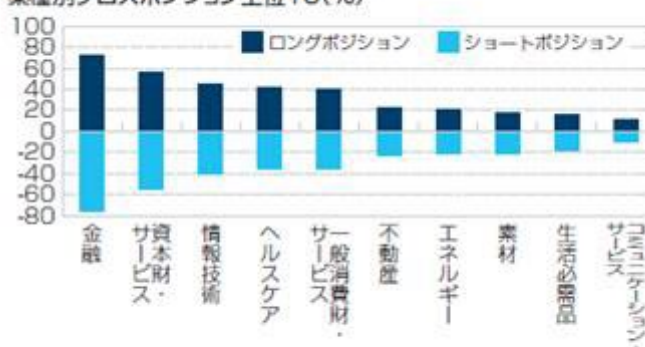
※ポジション数、ポジション構成比率、業種別グロスポジション上位10、市場別戦略配分比率は、当ファンドの実質的な主要投資対象である「BSFブラックロック・システムティック・US・エクイティアブノレート・リターン・ファンド」の運用状況です。

資産構成比率(%)

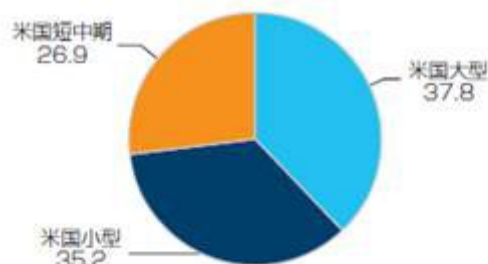


※比率は対純資産総額、マザーファンドベース。四捨五入の関係で合計が100にならない場合があります。

業種別グロスポジション上位10(%)*



市場別戦略配分比率(%)*



※比率は四捨五入の関係で合計が100にならない場合があります。

ポジション数*

ロングポジション	1,501
ショートポジション	1,657
合計	3,158

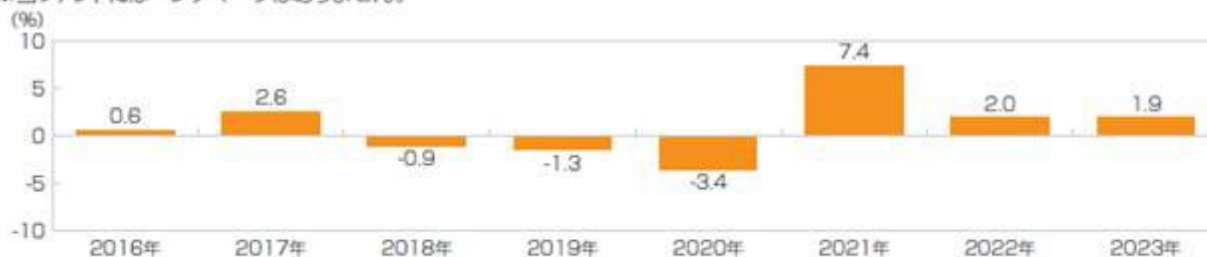
ポジション構成比率(%)*

グロスポジション	694.6
ロングポジション	352.4
ショートポジション	-342.2
ネットポジション	10.2

*実質的な主要投資対象ファンドの運用状況です。比率は実質的な主要投資対象ファンドの純資産総額に対する割合です。なお2023年8月1日に、主要投資対象ファンドの名称が「BSFブラックロック・アメリカス・ハイパーシフト・エクイティアブノレート・リターン・ファンド」から変更になりました。

年間収益率の推移

※2016年は設定日(9月26日)から年末までの収益率を表示しています。
 ※ファンドの収益率は、決算時の分配金を非課税で再投資したものととして算出しています。
 ※当ファンドにはベンチマークはありません。



※運用実績・データ等は作成日現在および過去のものであり、今後の運用成果を保証するものではありません。
 ※当ファンドの運用状況は別途、委託会社のホームページにて開示しております。

第2【管理及び運営】

1【申込（販売）手続等】

(1) 申込方法

受益権の投資者は、販売会社と有価証券の取引に関する契約を締結します。このため、販売会社は有価証券の取引にかかわる約款を投資者に交付し、投資者は当該約款に基づく取引口座の設定を申込み旨の申込書を提出します。

分配金の受取方法により、収益の分配時に分配金を受け取る「分配金支払いコース」と分配金が税引き後無手数料で再投資される「分配金再投資コース」の2つの申込方法があります。

「分配金再投資コース」を選択する投資者は、当該販売会社との間で「累積投資約款」にしたがって契約を締結します。

取扱いを行なうコースは各販売会社により異なりますので、詳細は販売会社までお問い合わせください。

投資者は販売会社に、購入と同時にまたはあらかじめ当該投資者が受益権の振替を行なうための振替機関等の口座を申し出るものとし、当該口座に当該投資者に係る口数の増加の記載または記録が行なわれます。なお、販売会社は、当該購入の代金の支払いと引き換えに、当該口座に当該投資者に係る口数の増加の記載または記録を行なうことができます。委託会社は、追加信託により分割された受益権について、振替機関等の振替口座簿への新たな記載または記録をするため社振法に定める事項の振替機関への通知を行なうものとします。振替機関等は、委託会社から振替機関への通知があった場合、社振法の規定にしたがい、その備える振替口座簿への新たな記載または記録を行ないます。受託会社は、信託契約締結日に生じた受益権については信託契約締結時に、追加信託により生じた受益権については追加信託のつど、振替機関の定める方法により、振替機関へ当該受益権に係る信託を設定した旨の通知を行ないます。

(2) 申込期間

当ファンドの購入は、申込期間における販売会社の各営業日に、販売会社の本・支店、営業所等でお受けしています。なお、申込期間は、有価証券届出書を提出することによって更新されます。

(3) 受付時間

購入の受付は、申込期間中の午後3時までに受付けたもの（当該申込みにかかる販売会社所定の事務手続きが完了したもの）を当日のお申込みとします。ただし、受付時間は販売会社によって異なることがあります。受付時間を過ぎての購入は翌営業日の取扱いとします。

販売会社につきましては、下記にお問い合わせください。

ブラックロック・ジャパン株式会社

電話番号： 03-6703-4300（受付時間 営業日の9：00～17：00）

ホームページアドレス： www.blackrock.com/jp/

(4) 購入不可日

ルクセンブルクの銀行の休業日、12月24日、その他実質的な主要投資対象ファンドの受付不可日のいずれかに該当する場合は、販売会社の営業日であっても購入は受け付けません。詳細は販売会社にお問い合わせください。

(5) 購入単位

販売会社は、受益権の取得申込者に対し、最低単位を1円単位または1口単位として販売会社が定める単位をもって、取得の申込みに応じることができます。

(6) 購入価額

購入受付日の翌営業日の基準価額とします。なお、購入価額には、購入時手数料は含まれておりません。

(7) 購入時手数料

a. 販売会社が独自に定めることができます。

なお、購入時手数料には消費税等相当額が含まれます。

※購入時手数料を徴収している販売会社はありません。

b. 「分配金再投資コース」を選択した投資者が、分配金を再投資する場合は、無手数料となります。

(8) 購入代金のお支払い

ファンドの受益権の投資者は、購入の販売会社が定める日までに当ファンドの購入代金を販売会社に支払うものとします。

(9) 購入の受付の中止、既に受付けた購入の受付の取消

金融商品取引所等における取引の停止、外国為替取引の停止、決済機能の停止、主要投資対象ファンドの取引停止、その他やむを得ない事情があるときは、委託会社の判断により、受益権の購入の受付を中止することおよび既に受付けた購入の受付を取り消すことがあります。

2【換金（解約）手続等】

(1) 換金の申込と受付

投資者は、自己に帰属する受益権について、委託会社に換金を申込することができます。投資者が換金の申込をするときは、販売会社に対し、振替受益権をもって行なうものとします。委託会社の各営業日の午後3時までに受付けた換金の申込み（当該申込みにかかる販売会社所定の事務手続きが完了したもの）を、当日の受付分として取扱います。ただし、受付時間は販売会社によって異なることがあります。受付時間を過ぎての換金の申込は翌営業日のお取扱いとします。

(2) 換金単位

投資者は、自己に帰属する受益権について、最低単位を1口単位として販売会社が定める単位をもって、委託会社に一部解約の実行を請求することができます。

(3) 換金不可日

ルクセンブルグの銀行の休業日、12月24日、その他実質的な主要投資対象ファンドの受付不可日のいずれかに該当する場合は、販売会社の営業日であっても換金の申込は受け付けません。詳細は販売会社にお問い合わせください。

(4) 換金価額

換金価額は、換金受付日の翌営業日の基準価額とします。なお手取額は、換金受付日の翌営業日の基準価額から所得税および地方税を差し引いた金額となります。

当ファンドの換金価額等につきましては販売会社または下記に問い合わせることにより知ることができます。

ブラックロック・ジャパン株式会社

電話番号： 03-6703-4300（受付時間 営業日の9：00～17：00）

(5) 換金受付の制限

信託財産の資金管理を円滑に行なうため、大口の換金の申込には制限があります。

(6) 換金代金の支払い

換金代金は原則として換金受付日から起算して6営業日目から販売会社においてお支払いします。

(7) 換金の申込の受付中止および取消

委託会社は、金融商品取引所等における取引の停止、外国為替取引の停止、決済機能の停止、主要投資対象ファンドの取引停止、その他やむを得ない事情があるときは、換金の申込の受付を中止することおよび既に受付けた換金の申込の受付を取り消すことができます。換金の申込の受付が中止された場合には、投資者は当該受付中止以前に行なった当日の換金の申込を撤回できます。ただし、投資者がその換金の申込を撤回しない場合には、当該受付中止を解除した後の最初の基準価額の計算日に換金の申込を受付けたものとします。

3【資産管理等の概要】

(1)【資産の評価】

基準価額とは、信託財産に属する資産（受入担保金代用有価証券および借入有価証券を除きます。）を法令および一般社団法人投資信託協会規則にしたがって時価評価して得た信託財産の資産総額から負債総額を控除した金額（「純資産総額」といいます。）を、計算日における受益権総口数で除した金額をいいます。なお、外貨建資産（外国通貨表示の有価証券（「外貨建有価証券」といいます。）、預金その他の資産をいいます。以下同じ。）の円換算については、原則として、わが国における計算日の対顧客電信売買相場の仲値によって計算します。また、予約為替の評価は、原則として、わが国における計算日の対顧客先物売買相場の仲値によるものとします。

基準価額（1万口当り）は委託会社の営業日に毎日算出されます。投資者は、販売会社または下記に問い合わせることにより知ることができます。

また、日々の基準価額（1万口当り）は翌日の日本経済新聞に掲載されております。ファンド名は「Fアメ大LS」と省略されて記載されております。

当ファンドの主たる投資対象の評価方法は以下の通りです。

マザーファンドの受益証券：原則として計算日の基準価額で評価するものとします。

（参考）マザーファンドの主たる投資対象の評価方法

投資信託証券：金融商品取引所（海外取引所を含む）に上場されているものは、当該取引所における計算日の最終相場（海外取引所に上場されているものについては、計算日に知りうる直近の最終相場）で評価します。金融商品取引所に上場されていないものは、第一種金融商品取引業者、銀行等の提示する価格（原則として、計算日に知りうる直近の日の純資産価格）で評価します。

ブラックロック・ジャパン株式会社

電話番号： 03-6703-4300（受付時間 営業日の9：00～17：00）

ホームページアドレス： www.blackrock.com/jp/

(2)【保管】

該当事項はありません。

(3)【信託期間】

この信託の期間は、無期限とします。

(4)【計算期間】

毎年6月16日から翌年の6月15日までとすることを原則とします。計算期間終了日に該当する日が休業日のときは該当日の翌営業日を計算期間の終了日とし、その翌日より次の計算期間が開始されるものとします。ただし、最終計算期間の終了日は、信託期間の終了日とします。

(5)【その他】

① ファンドの償還条件等

a. 委託会社は、信託期間中において、このファンドを償還することが投資者のため有利であると認めるとき、またはやむを得ない事情が発生したときは、受託会社と合意のうえ、このファンドを償還させることができます。この場合において、委託会社は、あらかじめ、償還しようとする旨を監督官庁に届け出ます。

b. 委託会社は換金により、受益権の口数が20億口を下回ることとなった場合には、受託会社と合意のうえ、このファンドを償還させることができます。この場合において、委託会社は、あらかじめ、償還しようとする旨を監督官庁に届け出ます。

- c. a. および b. の場合において、委託会社は、書面による決議（以下「書面決議」といいます。）を行ないません。この場合において、あらかじめ、書面決議の日ならびにファンドの償還の理由などの事項を定め、当該決議の日の2週間前までに、この信託契約に係る知っている投資者に対し、書面をもってこれらの事項を記載した書面決議の通知を發します。
- d. c. の書面決議において、投資者（委託会社およびこの信託の信託財産にこの信託の受益権が属するときの当該受益権に係る投資者としての受託会社を除きます。以下 d. において同じ。）は受益権の口数に応じて、議決権を有し、これを行使することができます。なお、知っている投資者が議決権を行使しないときは、当該知っている投資者は書面決議について賛成するものとみなします。
- e. c. の書面決議は議決権を行使することができる投資者の議決権の3分の2以上に当たる多数をもって行ないません。
- f. c. ～ e. までの規定は、委託会社がファンドの償還について提案をした場合において、当該提案につき、この信託契約に係るすべての投資者が書面又は電磁的記録により同意の意思表示をしたときには適用しません。また、信託財産の状態に照らし、真にやむを得ない事情が生じている場合であつて、c. ～ e. までの手続を行なうことが困難な場合も同じとします。
- g. 委託会社は、監督官庁よりこのファンドの償還の命令を受けたときはその命令にしたがい、ファンドを償還させます。
- h. 委託会社が監督官庁より登録の取消を受けたとき、解散したときまたは業務を廃止したときは、委託会社はこのファンドを償還させます。
- i. h. にかかわらず、監督官庁がこの信託契約に関する委託会社の業務を他の投資信託委託会社に引き継ぐことを命じたときは、この信託は、「②信託約款の変更 b. 」に規定する書面決議が否決された場合を除き、当該投資信託委託会社と受託会社との間において存続します。
- j. 受託会社は、委託会社の承諾を受けてその任務を辞任することができます。受託会社はその任務に背いた場合、その他重要な事由が生じたときは、委託会社または投資者は、裁判所に受託会社の解任を請求することができます。受託会社が辞任した場合、または裁判所が受託会社を解任した場合、委託会社は、信託約款の変更の規定にしたがい、新受託会社を選任します。委託会社が新受託会社を選任できないときは、委託会社はこのファンドを償還させます。

② 信託約款の変更

- a. 委託会社は、投資者の利益のため必要と認めるとき、またはやむを得ない事情が発生したときは、受託会社と合意のうえ、この信託約款を変更することまたはこの信託と他の信託との併合（投資信託及び投資法人に関する法律第16条第2号に規定する「委託者指図型投資信託の併合」をいいます。以下同じ。）を行なうことができるものとし、あらかじめ、変更または併合しようとする旨およびその内容を監督官庁に届け出ます。なお、この信託約款は以下に定める以外の方法によって変更することができないものとし、
- b. 委託会社は、a. の事項（a. の変更事項にあつては、その内容が重大なものに該当する場合に限り、併合にあつてはその併合が投資者の利益に及ぼす影響が軽微なものに該当する場合を除き、合わせて「重大な約款の変更等」といいます。）について、書面決議を行ないません。この場合において、あらかじめ、書面決議の日ならびに重大な約款の変更等の内容およびその理由などの事項を定め、当該決議の日の2週間前までに、この信託約款に係る知っている投資者に対し、書面をもってこれらの事項を記載した書面決議の通知を發します。

- c. b. の書面決議において、投資者（委託会社およびこの信託の信託財産にこの信託の受益権が属するときの当該受益権に係る投資者としての受託会社を除きます。以下 c. において同じ。）は受益権の口数に応じて、議決権を有し、これを行行使することができます。なお、知っている投資者が議決権を行行使しないときは、当該知っている投資者は書面決議について賛成するものとみなします。
- d. b. の書面決議は議決権を行行使することができる投資者の議決権の3分の2以上に当たる多数をもって行ないません。
- e. 書面決議の効力は、この信託のすべての投資者に対してその効力を生じます。
- f. b. ～ e. までの規定は、委託会社が重大な約款の変更等について提案をした場合において、当該提案につき、この信託約款に係るすべての投資者が書面又は電磁的記録により同意の意思表示をしたときには適用しません。
- g. a. ～ f. までの規定にかかわらず、この投資信託において併合の書面決議が可決された場合にあっても、当該併合にかかる一又は複数の他の投資信託において当該併合の書面決議が否決された場合は、当該他の投資信託との併合を行なうことはできません。
- h. 委託会社は、監督官庁の命令に基づいてこの信託約款を変更しようとするときは a. ～ f. の規定にしたがいます。

③ 信託事務の委託

受託会社は、当ファンドにかかる信託事務の処理の一部について株式会社日本カストディ銀行と再信託契約を締結し、これを委託することがあります。その場合には、再信託にかかる契約書類に基づいて所定の事務を行ないません。

④ 運用報告書の作成

毎決算時および償還時に、委託会社が期間中の運用経過のほか信託財産の内容、有価証券売買状況などを記載した「交付運用報告書」を作成し、販売会社を通じて知っている受益者にお届けいたします。

⑤ 関係法人との契約の更改等に関する手続

「受益権の募集・販売の取扱い等に関する契約」の期間は1年とし、委託会社、販売会社いずれからも別段の意思表示のないときは、自動的に1年間延長されるものとし、自動延長後の取扱いについてもこれと同様です。

⑥ 公告

委託会社が投資者に対してする公告は、電子公告により行ない、次のアドレスに掲載します。

www.blackrock.com/jp/

但し、当該公告方法に支障がある場合には、日本経済新聞による公告を行ないません。

4【受益者の権利等】

ファンドの受益者（投資者）の有する主な権利は次の通りです。

(1) 収益分配金受領権

投資者は、委託会社の決定した収益分配金を、持ち分に応じて委託会社から受領する権利を有します。

＜分配金支払いコース＞

毎計算期間終了日後1ヵ月以内の委託会社の指定する日（原則として5営業日以内）に、毎計算期間の末日において振替機関等の振替口座簿に記載または記録されている投資者（当該収益分配金にかかる計算期間の末日以前において換金が行なわれた受益権にかかる投資者を除きます。また、当該収益分配金にかかる計算期間の末日以前に設定された受益権で購入代金支払前のため販売会社の名義で記載または記録されている受益権については原則として投資者とします。）にお支払いを開始します。

投資者が、収益分配金について支払開始日から5年間支払い請求を行わない場合はその権利を失い、委託会社が受託会社から交付を受けた金銭は委託会社に帰属します。

＜分配金再投資コース＞

受託会社が委託会社の指定する預金口座等に払い込むことにより、原則として、毎計算期間終了日の翌日に、収益分配金が販売会社に交付されます。

販売会社は、累積投資契約に基づき、投資者に対し遅滞なく収益分配金の再投資にかかる受益権の売付けを行います。当該売付けにより増加した受益権は、振替口座簿に記載または記録されます。

(2) 償還金受領権

投資者は、委託会社の決定した償還金を、持ち分に応じて委託会社から受領する権利を有します。

償還金は、信託終了日後1ヵ月以内の委託会社の指定する日（原則として償還日から起算して5営業日以内）に償還日において振替機関等の振替口座簿に記載または記録されている投資者（償還日以前において換金が行なわれた受益権にかかる投資者を除きます。また、当該償還日以前に設定された受益権で購入代金支払前のため販売会社の名義で記載または記録されている受益権については原則として投資者とします。）にお支払いを開始します。なお、当該投資者は、その口座が開設されている振替機関等に対して委託会社がこの信託の償還をするのと引き換えに、当該償還に係る受益権の口数と同口数の抹消の申請を行なうものとし、社振法の規定にしたがい当該振替機関等の口座において当該口数の減少の記載または記録が行なわれます。

償還金の支払いは、販売会社において行ないます。

投資者が、償還金について支払開始日から10年間支払いの請求を行わない場合はその権利を失い、委託会社が受託会社から交付を受けた金銭は委託会社に帰属するものとします。

(3) 受益権の換金請求権

投資者は、自己に帰属する受益権について、委託会社に換金を請求する権利を有します。

換金代金は、換金受付日から起算して、原則として6営業日目から投資者に支払います。

換金の請求を行なう投資者は、その口座が開設されている振替機関等に対して当該投資者の請求に係るこの換金を委託会社が行なうのと引き換えに、当該換金に係る受益権の口数と同口数の抹消の申請を行なうものとし、社振法の規定にしたがい当該振替機関等の口座において当該口数の減少の記載または記録が行なわれます。

(4) 反対受益者の買取請求の不適用

当ファンドは、投資信託及び投資法人に関する法律第18条第1項に定める反対受益者による受益権の買取請求の規定の適用を受けません。

(5) 帳簿書類の閲覧または謄写の請求権

投資者は、委託会社に対し、その営業時間内に当ファンドの信託財産に関する帳簿書類の閲覧または謄写を請求することができます。

第3【ファンドの経理状況】

(1) 当ファンドの財務諸表は、「財務諸表等の用語、様式及び作成方法に関する規則」(昭和38年大蔵省令第59号)及び同規則第2条の2の規定により、「投資信託財産の計算に関する規則」(平成12年総理府令第133号)に基づいて作成しております。

なお、財務諸表に記載している金額は、円単位で表示しております。

(2) 当ファンドは、金融商品取引法第193条の2第1項の規定に基づき、第7期計算期間(2022年6月16日から2023年6月15日まで)の財務諸表について、PwCあらた有限責任監査法人による監査を受けております。

(3) 当ファンドは、ファミリーファンド方式により運用を行っておりますので、参考情報として「アメリカズ・ロングショート・マザーファンド」の貸借対照表、注記表及び附属明細表を記載しております。

なお、当該参考情報は監査意見の対象外となっております。

(4) 当ファンドの中間財務諸表は、「中間財務諸表等の用語、様式及び作成方法に関する規則」(昭和52年大蔵省令第38号)並びに同規則第38条の3及び第57条の2の規定により、「投資信託財産の計算に関する規則」(平成12年総理府令第133号)に基づき作成しております。

なお、中間財務諸表に記載している金額は、円単位で表示しております。

(5) 当ファンドは、金融商品取引法第193条の2第1項の規定に基づき、当中間計算期間(2023年6月16日から2023年12月15日まで)の中間財務諸表について、PwC Japan有限責任監査法人による中間監査を受けております。

なお、従来、当ファンドが監査証明を受けているPwCあらた有限責任監査法人は、2023年12月1日付でPwC京都監査法人と合併、名称を変更しPwC Japan有限責任監査法人となりました。

(6) 当ファンドは、ファミリーファンド方式により運用を行っておりますので、参考情報として「アメリカズ・ロングショート・マザーファンド」の貸借対照表を記載しております。

なお、当該参考情報は監査意見の対象外となっております。

独立監査人の監査報告書

2023年8月25日

ブラックロック・ジャパン株式会社
取締役会 御中

PwCあらた有限責任監査法人

東京事務所

指定有限責任社員
業務執行社員 公認会計士 鶴田 光夫

指定有限責任社員
業務執行社員 公認会計士 榊原 康太

監査意見

当監査法人は、金融商品取引法第193条の2第1項の規定に基づく監査証明を行うため、「ファンドの経理状況」に掲げられているブラックロック・アメリカ大陸ロング・ショート・ファンド（ダイワ投資一任専用）の2022年6月16日から2023年6月15日までの計算期間の財務諸表、すなわち、貸借対照表、損益及び剰余金計算書、注記表並びに附属明細表について監査を行った。

当監査法人は、上記の財務諸表が、我が国において一般に公正妥当と認められる企業会計の基準に準拠して、ブラックロック・アメリカ大陸ロング・ショート・ファンド（ダイワ投資一任専用）の2023年6月15日現在の信託財産の状態及び同日をもって終了する計算期間の損益の状況を、全ての重要な点において適正に表示しているものと認める。

監査意見の根拠

当監査法人は、我が国において一般に公正妥当と認められる監査の基準に準拠して監査を行った。監査の基準における当監査法人の責任は、「財務諸表監査における監査人の責任」に記載されている。当監査法人は、我が国における職業倫理に関する規定に従って、ブラックロック・ジャパン株式会社及びファンドから独立しており、また、監査人としてのその他の倫理上の責任を果たしている。当監査法人は、意見表明の基礎となる十分かつ適切な監査証拠を入手したと判断している。

その他の記載内容

その他の記載内容は、有価証券報告書及び有価証券届出書（訂正有価証券届出書を含む）に含まれる情報のうち、財務諸表及びその監査報告書以外の情報である。経営者の責任は、その他の記載内容を作成し開示することにある。

当監査法人の財務諸表に対する監査意見の対象にはその他の記載内容は含まれておらず、当監査法人はその他の記載内容に対して意見を表明するものではない。

財務諸表監査における当監査法人の責任は、その他の記載内容を通読し、通読の過程において、その他の記載内容と財務諸表又は当監査法人が監査の過程で得た知識との間に重要な相違があるかどうか検討すること、また、そのような重要な相違以外にその他の記載内容に重要な誤りの兆候があるかどうか注意を払うことにある。

当監査法人は、実施した作業に基づき、その他の記載内容に重要な誤りがあると判断した場合には、その事実を報告することが求められている。

その他の記載内容に関して、当監査法人が報告すべき事項はない。

財務諸表に対する経営者の責任

経営者の責任は、我が国において一般に公正妥当と認められる企業会計の基準に準拠して財務諸表を作成し適正に表示することにある。これには、不正又は誤謬による重要な虚偽表示のない財務諸表を作成し適正に表示するために経営者が必要と判断した内部統制を整備及び運用することが含まれる。

財務諸表を作成するに当たり、経営者は、継続企業の前提に基づき財務諸表を作成することが適切であるかどうかを評価し、我が国において一般に公正妥当と認められる企業会計の基準に基づいて継続企業に関する事項を開示する必要がある場合には当該事項を開示する責任がある。

財務諸表監査における監査人の責任

監査人の責任は、監査人が実施した監査に基づいて、全体としての財務諸表に不正又は誤謬による重要な虚偽表示がないかどうかについて合理的な保証を得て、監査報告書において独立の立場から財務諸表に対する意見を表明することにある。虚偽表示は、不正又は誤謬により発生する可能性があり、個別に又は集計すると、財務諸表の利用者の意思決定に影響を与えると合理的に見込まれる場合に、重要性があると判断される。

監査人は、我が国において一般に公正妥当と認められる監査の基準に従って、監査の過程を通じて、職業的専門家としての判断を行い、職業的懐疑心を保持して以下を実施する。

- ・ 不正又は誤謬による重要な虚偽表示リスクを識別し、評価する。また、重要な虚偽表示リスクに対応した監査手続を立案し、実施する。監査手続の選択及び適用は監査人の判断による。さらに、意見表明の基礎となる十分かつ適切な監査証拠を入手する。
- ・ 財務諸表監査の目的は、内部統制の有効性について意見表明するためのものではないが、監査人は、リスク評価の実施に際して、状況に応じた適切な監査手続を立案するために、監査に関連する内部統制を検討する。
- ・ 経営者が採用した会計方針及びその適用方法の適切性、並びに経営者によって行われた会計上の見積りの合理性及び関連する注記事項の妥当性を評価する。
- ・ 経営者が継続企業を前提として財務諸表を作成することが適切であるかどうか、また、入手した監査証拠に基づき、継続企業の前提に重要な疑義を生じさせるような事象又は状況に関して重要な不確実性が認められるかどうか結論付ける。継続企業の前提に関する重要な不確実性が認められる場合は、監査報告書において財務諸表の注記事項に注意を喚起すること、又は重要な不確実性に関する財務諸表の注記事項が適切でない場合は、財務諸表に対して除外事項付意見を表明することが求められている。監査人の結論は、監査報告書日までに入手した監査証拠に基づいているが、将来の事象や状況により、ファンドは継続企業として存続できなくなる可能性がある。
- ・ 財務諸表の表示及び注記事項が、我が国において一般に公正妥当と認められる企業会計の基準に準拠しているかどうかとともに、関連する注記事項を含めた財務諸表の表示、構成及び内容、並びに財務諸表が基礎となる取引や会計事象を適正に表示しているかどうかを評価する。

監査人は、経営者に対して、計画した監査の範囲とその実施時期、監査の実施過程で識別した内部統制の重要な不備を含む監査上の重要な発見事項、及び監査の基準で求められているその他の事項について報告を行う。

利害関係

ブラックロック・ジャパン株式会社及びファンドと当監査法人又は業務執行社員との間には、公認会計士法の規定により記載すべき利害関係はない。

以 上

-
- (注) 1. 上記の監査報告書の原本は当社が別途保管しております。
2. XBRLデータは監査の対象には含まれていません。

1 【財務諸表】

【ブラックロック・アメリカ大陸ロング・ショート・ファンド（ダイワ投資一任専用）】

(1) 【貸借対照表】

(単位：円)

	第6期 (2022年6月15日現在)	第7期 (2023年6月15日現在)
資産の部		
流動資産		
親投資信託受益証券	2,105,365,563	3,227,905,780
未収入金	—	15,559,858
流動資産合計	2,105,365,563	3,243,465,638
資産合計	2,105,365,563	3,243,465,638
負債の部		
流動負債		
未払解約金	—	15,559,858
未払受託者報酬	250,585	452,580
未払委託者報酬	15,216,465	27,481,114
その他未払費用	895,027	1,616,475
流動負債合計	16,362,077	45,110,027
負債合計	16,362,077	45,110,027
純資産の部		
元本等		
元本	1,996,268,883	3,062,372,435
剰余金		
期末剰余金又は期末欠損金(△)	92,734,603	135,983,176
(分配準備積立金)	30,918,648	25,170,594
元本等合計	2,089,003,486	3,198,355,611
純資産合計	2,089,003,486	3,198,355,611
負債純資産合計	2,105,365,563	3,243,465,638

(2) 【損益及び剰余金計算書】

(単位：円)

	第6期 (自 2021年6月16日 至 2022年6月15日)	第7期 (自 2022年6月16日 至 2023年6月15日)
営業収益		
有価証券売買等損益	98,320,741	53,211,914
営業収益合計	98,320,741	53,211,914
営業費用		
受託者報酬	449,965	829,773
委託者報酬	27,324,353	50,384,509
その他費用	1,607,202	2,963,677
営業費用合計	29,381,520	54,177,959
営業利益又は営業損失(△)	68,939,221	△966,045
経常利益又は経常損失(△)	68,939,221	△966,045
当期純利益又は当期純損失(△)	68,939,221	△966,045
一部解約に伴う当期純利益金額の分配額又は一部解約に伴う当期純損失金額の分配額(△)	7,505,759	9,285,518
期首剰余金又は期首欠損金(△)	△11,717,856	92,734,603
剰余金増加額又は欠損金減少額	43,018,997	76,900,547
当期一部解約に伴う剰余金増加額又は欠損金減少額	433,556	—
当期追加信託に伴う剰余金増加額又は欠損金減少額	42,585,441	76,900,547
剰余金減少額又は欠損金増加額	—	23,400,411
当期一部解約に伴う剰余金減少額又は欠損金増加額	—	23,400,411
分配金	—	—
期末剰余金又は期末欠損金(△)	92,734,603	135,983,176

(3) 【注記表】

(重要な会計方針に係る事項に関する注記)

1 有価証券の評価基準及び評価方法

親投資信託受益証券は移動平均法に基づき、当該親投資信託の基準価額で時価評価しております。

2 収益及び費用の計上基準

有価証券売買等損益の計上基準

約定日基準で計上しております。

(重要な会計上の見積りに関する注記)

当計算期間の財務諸表の作成にあたって行った会計上の見積りが当計算期間の翌計算期間の財務諸表に重要な影響を及ぼすリスクは識別していないため、注記を省略しております。

(貸借対照表に関する注記)

項目	第6期 (2022年6月15日現在)	第7期 (2023年6月15日現在)
1 当該計算期間の末日における 受益権総数	1,996,268,883口	3,062,372,435口
2 1口当たり純資産額	1.0465円	1.0444円

(損益及び剰余金計算書に関する注記)

項目	第6期 (自 2021年6月16日 至 2022年6月15日)	第7期 (自 2022年6月16日 至 2023年6月15日)
分配金の計算過程	当計算期末における、費用控除後の配当等収益(0円)、費用控除及び繰越欠損金補填後の有価証券売買等損益(24,550,759円)、収益調整金(有価証券売買等損益相当額)(0円)、収益調整金(その他収益調整金)(66,397,631円)、分配準備積立金(6,367,889円)により、分配対象収益は97,316,279円となりましたが、委託会社が基準価額水準・市況動向等を勘案し、当期は分配を見合わせました。	当計算期末における、費用控除後の配当等収益(236円)、費用控除及び繰越欠損金補填後の有価証券売買等損益(0円)、収益調整金(有価証券売買等損益相当額)(0円)、収益調整金(その他収益調整金)(124,118,257円)、分配準備積立金(25,170,358円)により、分配対象収益は149,288,851円となりましたが、委託会社が基準価額水準・市況動向等を勘案し、当期は分配を見合わせました。

(金融商品に関する注記)

I 金融商品の状況に関する事項

1 金融商品に対する取組方針

当ファンドは、投資信託及び投資法人に関する法律第2条第4項に定める証券投資信託であり、信託約款に規定する「運用の基本方針」に従い、有価証券等の金融商品に対して投資として運用することを目的としております。

2 金融商品の内容及び金融商品に係るリスク

当ファンドが保有する金融商品の種類は、有価証券、コール・ローン等の金銭債権及び金銭債務であります。当ファンドが保有する有価証券は親投資信託受益証券であります。

当ファンドの主な投資リスクとして、「ロングショート戦略によるリスク」、「株式の価格変動のリスク」、「デリバティブ取引のリスク」、「為替変動リスク」、「債券投資のリスク」等があります。

3 金融商品に係るリスク管理体制

(1) 市場リスクの管理

ブラックロックソリューション・グリーンパッケージプロダクションチームが日次で計測し、運用部、その他の関係部署等にレポートをイントラネットで配信しております。また、運用ガイドラインのモニタリングはポートフォリオ・コンプライアンスチームが行っており、ガイドライン等を逸脱していた場合、関係部署へ報告され、適切な調整を行います。

(2) 信用リスクの管理

ファンダメンタル債券運用部により、国内債券の個別信用リスク及び銘柄間の相対価値については独自の定量・定性分析等を行っております。外国債券銘柄等については、社内のリサーチ・データベースによりグローバル・クレジット・チームとの情報・分析結果を共有しております。

(3) 取引先リスクの管理

リスク・クオンツ分析部は当社の親会社である米国のBlackRock, Inc. のRQA Counterparty & Concentration Riskチームと共に既存の承認済み取引先の信用悪化のモニタリングを行っており、取引先のデフォルトに対する取引先リスク、発行体リスクのファンドへの影響を分析しております。また、新規取引先の承認に際しては、リスク・クオンツ分析部が新規取引先申請の内容に問題がないかどうか確認を行い、当社の親会社である米国のBlackRock, Inc. のRQA Counterparty & Concentration Riskチームへ申請を行っております。

また、毎月開催される投資委員会では、リスク管理・運用分析手法等について審議を行っております。

II 金融商品の時価等に関する事項

第6期 (2022年6月15日現在)	第7期 (2023年6月15日現在)
<p>1 貸借対照表計上額、時価及び差額 貸借対照表上の金融商品は原則としてすべて時価で評価しているため、貸借対照表計上額と時価との差額はありません。</p> <p>2 時価の算定方法 (1) 有価証券 「(重要な会計方針に係る事項に関する注記)」に記載しております。 (2) コール・ローン等の金銭債権及び金銭債務 これらの科目は短期間で決済されるため、時価は帳簿価額と近似していることから、当該帳簿価額によっております。</p> <p>3 金融商品の時価等に関する事項の補足説明 金融商品の時価の算定においては一定の前提条件等を採用しているため、異なる前提条件等によつた場合、当該価額が異なることもあります。</p> <p>4 金銭債権の計算期間末日後の償還予定額 金銭債権については全て1年以内に償還予定であります。</p>	<p>1 貸借対照表計上額、時価及び差額 同左</p> <p>2 時価の算定方法 (1) 有価証券 同左 (2) コール・ローン等の金銭債権及び金銭債務 同左</p> <p>3 金融商品の時価等に関する事項の補足説明 同左</p> <p>4 金銭債権の計算期間末日後の償還予定額 同左</p>

III 金融商品の時価のレベルごとの内訳等に関する事項

「財務諸表等の用語、様式及び作成方法に関する規則」附則(令和3年9月24日改正内閣府令第61号)第4条第5項に従い、記載を省略しております。

(関連当事者との取引に関する注記)

該当事項はありません。

(その他の注記)

1 期中元本変動額

項目	第6期 (2022年6月15日現在)	第7期 (2023年6月15日現在)
期首元本額	1,191,601,105円	1,996,268,883円
期中追加設定元本額	1,037,801,693円	1,591,784,659円
期中一部解約元本額	233,133,915円	525,681,107円

2 有価証券関係

第6期(2022年6月15日現在)

売買目的有価証券

種類	当計算期間の損益に 含まれた評価差額(円)
親投資信託受益証券	88,113,709
合計	88,113,709

第7期(2023年6月15日現在)

売買目的有価証券

種類	当計算期間の損益に 含まれた評価差額(円)
親投資信託受益証券	38,512,010
合計	38,512,010

3 デリバティブ取引関係

該当事項はありません。

(4) 【附属明細表】

第1 有価証券明細表

(1) 株式

該当事項はありません。

(2) 株式以外の有価証券

種 類	銘 柄	券面総額	評価額 (円)	備考
親投資信託受益証券	アメリカズ・ロングショート・マザー ファンド	2,316,567,949	3,227,905,780	
親投資信託受益証券 合計		2,316,567,949	3,227,905,780	
合計		2,316,567,949	3,227,905,780	

(注) 親投資信託受益証券における券面総額欄の数値は、口数を表示しております。

第2 信用取引契約残高明細表

該当事項はありません。

第3 デリバティブ取引及び為替予約取引の契約額等及び時価の状況表

該当事項はありません。

(参考情報)

当ファンドは、「アメリカズ・ロングショート・マザーファンド」受益証券を主要投資対象としており、貸借対照表の資産の部に計上された親投資信託受益証券は、すべて同マザーファンドの受益証券であります。同マザーファンドの2023年6月15日現在(以下「計算日」という)の状況は次の通りであります。

なお、以下に記載した情報は監査意見の対象外であります。

「アメリカズ・ロングショート・マザーファンド」の状況

(1) 貸借対照表

項目	(2023年6月15日現在)
	金額(円)
資産の部	
流動資産	
金銭信託	65,732,431
投資証券	3,201,049,740
流動資産合計	3,266,782,171
資産合計	3,266,782,171
負債の部	
流動負債	
派生商品評価勘定	23,382,374
未払解約金	15,559,858
流動負債合計	38,942,232
負債合計	38,942,232
純資産の部	
元本等	
元本	2,316,567,949
剰余金	
剰余金又は欠損金(△)	911,271,990
元本等合計	3,227,839,939
純資産合計	3,227,839,939
負債純資産合計	3,266,782,171

(注)親投資信託の計算期間は、原則として、毎年6月21日から翌年6月20日までであります。

(2) 注記表

(重要な会計方針に係る事項に関する注記)

1 有価証券の評価基準及び評価方法

投資証券は移動平均法に基づき、原則として以下の通り時価評価しております。

(1) 金融商品取引所等に上場されている有価証券

金融商品取引所等に上場されている有価証券は、原則として当該取引所等における計算日において知りうる直近の最終相場で評価しております。

(2) 金融商品取引所等に上場されていない有価証券

当該有価証券については、原則として、金融機関の提示する価額又は価格情報会社の提供する価額のいずれかから入手した価額で評価しております。

(3) 時価が入手できなかった有価証券

適正な評価額を入手できなかった場合又は入手した評価額が時価と認定できない事由が認められた場合は、委託会社が忠実義務に基づいて合理的事由をもって時価と認めた価額もしくは受託者と協議のうえ両者が合理的事由をもって時価と認めた価額で評価しております。

2 デリバティブの評価基準及び評価方法

為替予約取引

個別法に基づき、原則としてわが国における計算日の対顧客先物売買相場の仲値で評価しております。

3 外貨建資産・負債の本邦通貨への換算基準

外貨建資産・負債の円換算については原則として、わが国における計算日の対顧客電信売買相場の仲値によって計算しております。

4 その他財務諸表作成のための基礎となる事項

外貨建資産等の会計処理

外貨建資産等については、「投資信託財産の計算に関する規則」(平成12年総理府令第133号)第60条の規定に基づき、通貨の種類ごとに勘定を設けて、邦貨建資産等と区分する方法を採用しております。従って、外貨の売買については、同規則第61条の規定により処理し、為替差損益を算定しております。

(重要な会計上の見積りに関する注記)

本報告書における開示対象ファンドの当計算期間の財務諸表の作成にあたって行った会計上の見積りが本報告書における開示対象ファンドの当計算期間の翌計算期間の財務諸表に重要な影響を及ぼすリスクは識別していないため、注記を省略しております。

(貸借対照表に関する注記)

項目	(2023年6月15日現在)
1 当該計算日における 受益権総数	2,316,567,949口
2 1口当たり純資産額	1.3934円

(金融商品に関する注記)

I 金融商品の状況に関する事項

1 金融商品に対する取組方針

当ファンドは、投資信託及び投資法人に関する法律第2条第4項に定める証券投資信託であり、信託約款に規定する「運用の基本方針」に従い、有価証券等の金融商品に対して投資として運用することを目的としております。

2 金融商品の内容及び金融商品に係るリスク

当ファンドが保有する金融商品の種類は、有価証券、デリバティブ取引、コール・ローン等の金銭債権及び金銭債務であります。当ファンドが保有する有価証券は投資証券であります。

当ファンドの主な投資リスクとして、「ロングショート戦略によるリスク」、「株式の価格変動のリスク」、「デリバティブ取引のリスク」、「為替変動リスク」、「債券投資のリスク」等があります。

当ファンドの利用しているデリバティブ取引は、為替予約取引であります。

為替予約取引は、外貨建資産の時価総額の為替変動リスクの低減を目的としており、投機を目的とする為替予約は行わない方針であります。為替予約取引に係る主要なリスクは、為替相場の変動による価格変動リスク及び取引相手の信用状況の変化により損失が発生する信用リスクであります。

3 金融商品に係るリスク管理体制

(1) 市場リスクの管理

ブラックロックソリューション・グリーンパッケージプロダクションチームが日次で計測し、運用部、その他の関係部署等にレポートをイントラネットで配信しております。また、運用ガイドラインのモニタリングはポートフォリオ・コンプライアンスチームが行っており、ガイドライン等を逸脱していた場合、関係部署へ報告され、適切な調整を行います。

(2) 信用リスクの管理

ファンダメンタル債券運用部により、国内債券の個別信用リスク及び銘柄間の相対価値については独自の定量・定性分析等を行っております。外国債券銘柄等については、社内のリサーチ・データベースによりグローバル・クレジット・チームとの情報・分析結果を共有しております。

(3) 取引先リスクの管理

リスク・クオンツ分析部は当社の親会社である米国のBlackRock, Inc. のRQA Counterparty & Concentration Riskチームと共に既存の承認済み取引先の信用悪化のモニタリングを行っており、取引先のデフォルトに対する取引先リスク、発行体リスクのファンドへの影響を分析しております。また、新規取引先の承認に際しては、リスク・クオンツ分析部が新規取引先申請の内容に問題がないかどうか確認を行い、当社の親会社である米国のBlackRock, Inc. のRQA Counterparty & Concentration Riskチームへ申請を行っております。

また、毎月開催される投資委員会では、リスク管理・運用分析手法等について審議を行っております。

II 金融商品の時価等に関する事項

(2023年6月15日現在)	
1	貸借対照表計上額、時価及び差額 貸借対照表上の金融商品は原則としてすべて時価で評価しているため、貸借対照表計上額と時価との差額は ありません。
2	時価の算定方法 (1) 有価証券 「(重要な会計方針に係る事項に関する注記)」に記載しております。 (2) デリバティブ取引 デリバティブ取引については、「(その他の注記)」の「3 デリバティブ取引関係」に記載しております。 (3) コール・ローン等の金銭債権及び金銭債務 これらの科目は短期間で決済されるため、時価は帳簿価額と近似していることから、当該帳簿価額によっ ております。
3	金融商品の時価等に関する事項の補足説明 金融商品の時価の算定においては一定の前提条件等を採用しているため、異なる前提条件等によった場合、 当該価額が異なることもあります。 また、デリバティブ取引に関する契約額等は、あくまでもデリバティブ取引における名目的な契約額又は計 算上の想定元本であり、当該金額自体がデリバティブ取引のリスクの大きさを示すものではありません。
4	金銭債権の計算日後の償還予定額 金銭債権はすべて1年以内に償還予定であります。

III 金融商品の時価のレベルごとの内訳等に関する事項

「財務諸表等の用語、様式及び作成方法に関する規則」附則(令和3年9月24日改正内閣府令第61号)第2条第5項に従い、
記載を省略しております。

(関連当事者との取引に関する注記)

該当事項はありません。

(その他の注記)

1 本報告書における開示対象ファンドの当該計算期間における当該親投資信託の元本額の変動及び計算日における元本の内訳

(2023年6月15日現在)	
同計算期間の期首元本額	1,826,797,373円
同計算期間中の追加設定元本額	1,199,100,526円
同計算期間中の一部解約元本額	709,329,950円
同計算期間末日の元本額※	2,316,567,949円
※当該親投資信託受益証券を投資対象とする投資信託の元本額は次の通りです。	
ブラックロック・アメリカ大陸ロング・ショート・ファンド (ダイワ投資一任専用)	2,316,567,949円
合計	2,316,567,949円

2 有価証券関係

売買目的有価証券

種類	(2023年6月15日現在)
	当計算期間の損益に 含まれた評価差額 (円)
投資証券	150,760,400
合計	150,760,400

(注) 「当計算期間の損益に含まれた評価差額」の欄には、当該親投資信託の期首から計算日までの評価差額を記載しております。

3 デリバティブ取引関係
取引の時価等に関する事項
通貨関連

区分	種類	(2023年6月15日現在)			
		契約額等(円)		時価(円)	評価損益(円)
			うち1年超 (円)		
市場取引以外の取引	為替予約取引 売建 アメリカドル	3,154,060,143	—	3,177,442,517	△23,382,374
合計		3,154,060,143	—	3,177,442,517	△23,382,374

(注1) 時価の算定方法

為替予約取引

1 計算日に対顧客先物相場の仲値が発表されている外貨については、以下のように評価しております。

① 計算日において為替予約の受渡日(以下「当該日」という)の対顧客先物相場が発表されている場合は、当該為替予約は当該仲値で評価しております。

② 計算日において当該日の対顧客先物相場が発表されていない場合は、以下の方法によっております。

- ・計算日に当該日を超える対顧客先物相場が発表されている場合には、発表されている先物相場のうち当該日に最も近い前後二つの先物相場の仲値をもとに計算したレートを用いております。
- ・計算日に当該日を超える対顧客先物相場が発表されていない場合には、当該日に最も近い発表されている対顧客先物相場の仲値を用いております。

2 計算日に対顧客先物相場の仲値が発表されていない外貨については、計算日の対顧客相場の仲値で評価しております。

3 上記の算定方法にて、適正な時価と認定できない事由が認められた場合は、投資信託委託会社が忠実義務に基づいて合理的な事由をもって時価と認めた価額で評価しております。

(注2) 上記取引で、ヘッジ会計が適用されているものではありません。

(3) 附属明細表

第1 有価証券明細表

(1) 株式

該当事項はありません。

(2) 株式以外の有価証券

種類	通貨	銘柄	券面総額	評価額	備考
投資証券	アメリカドル	ブラックロック・ストラテジック・ファンズ ブラックロック・アメリカズ・ダイバーシファイド・エクイティ・アブソルート・リターン・ファンド クラスX投資証券	111,499.230	20,728,821.840	
		インスティテューショナル・キャッシュ・シリーズplc ブラックロック・ICS・USトレジャリー・ファンド エージェンシークラス投資証券	18,830.770	2,072,301.750	
	アメリカドル	小計	130,330.000	22,801,123.590 (3,201,049,740)	
投資証券	合計			3,201,049,740 (3,201,049,740)	
合計				3,201,049,740 (3,201,049,740)	

(注1) 投資証券における券面総額欄の数値は、口数を表示しております。

(注2) 1 各種通貨毎の小計の欄における()内の金額は、邦貨換算額であります。

2 合計欄における()内の金額は、外貨建有価証券の邦貨換算額の合計額であり、内数で表示しております。

3 外貨建有価証券の内訳

通貨	銘柄数	組入投資証券時価比率	合計金額に対する比率
アメリカドル	投資証券 2銘柄	100.0%	100.0%

第2 信用取引契約残高明細表

該当事項はありません。

第3 デリバティブ取引及び為替予約取引の契約額等及び時価の状況表

該当事項はデリバティブ取引関係の注記事項として記載しております。

(参考情報)

当ファンドは、「ブラックロック・ストラテジック・ファンズ ブラックロック・アメリカズ・ダイバーシファイド・エクイティ・アブソルート・リターン・ファンド クラスX投資証券」及び「インスティテューショナル・キャッシュ・シリーズplc ブラックロック・ICS・USトレジャリー・ファンド エージェンシークラス投資証券」(以下、両者を併せて「同ファンド」という。)を主要投資対象としており、貸借対照表の資産の部に計上された投資証券は、すべて同ファンドの投資証券であります。同ファンドの状況は以下のとおりであります。

なお、以下に記載した情報は監査意見の対象外です。

同ファンドの状況

(1) 「ブラックロック・ストラテジック・ファンズ ブラックロック・アメリカズ・ダイバーシファイド・エクイティ・アブソルート・リターン・ファンド クラスX投資証券」は、ルクセンブルグにおいて設立されたオープンエンド型投資法人が発行するファンドであり、当該ファンドの現時点で日本語に翻訳された直近の情報は、2022年11月30日に終了する中間計算期間(2022年6月1日から2022年11月30日まで)に係る中間財務書類であります。

当該中間財務書類は、当該ファンドを含む「ブラックロック・ストラテジック・ファンズ」の2022年11月30日現在の中間財務書類のうち、当該ファンドにかかる部分を、委託会社において抜粋し、その原文を翻訳したものです。なお、中間財務書類に含まれる「投資有価証券明細表」の銘柄については原文通り英語表記で行っております。なお、ルクセンブルグにおける独立監査人の監査を受けておりません。

(2) 「インスティテューショナル・キャッシュ・シリーズplc ブラックロック・ICS・USトレジャリー・ファンド エージェンシークラス投資証券」は、アイルランドにおいて設立されたオープンエンド型投資法人が発行するファンドであり、当該ファンドの現時点で日本語に翻訳された直近の情報は、2022年9月30日に終了する計算期間(2021年10月1日から2022年9月30日まで)に係る財務書類であります。

当該財務書類は、当該ファンドを含む「インスティテューショナル・キャッシュ・シリーズplc」の2022年9月30日現在の財務書類のうち、当該ファンドにかかる部分を、委託会社において抜粋し、その原文を翻訳したものです。なお、財務書類に含まれる「投資有価証券明細表」の銘柄については原文通り英語表記で行っております。

	注記	米ドル
資産		
投資有価証券－取得原価		743,991,883
未実現評価損		(919,221)
投資有価証券－時価	2 (a)	743,072,662
銀行預金	2 (a)	22,874
未収利息および未収配当金	2 (a)、2 (d)	734,936
売却投資有価証券未収金	2 (a)、2 (d)	505,012,136
販売投資証券未収金	2 (a)	256,769
以下に係る未実現評価益：		
未決済先渡為替予約	2 (d)	11,522,016
差金決済契約	2 (d)	90,316,134
資産合計		1,350,937,527
負債		
銀行からの借入金	2 (a)	18,153,093
ブローカーに対する債務	14	6,522,030
未払利息および未払配当金	2 (a)、2 (d)	7,536,304
購入投資有価証券未払金	2 (a)、2 (d)	476,987,952
買戻し投資証券未払金	2 (a)	1,515,946
以下に係る未実現評価損：		
未決済先渡為替予約	2 (d)	3,025,977
差金決済契約	2 (d)	84,891,123
未払費用およびその他の負債	2 (a)、4、5、6、7、8	3,694,395
負債合計		602,326,820
純資産合計		748,610,707

添付の注記は、これらの財務書類の不可分の一部である。

3 会計年度末における純資産価額の概要 2022年11月30日現在（未監査）

ブラックロック・アメリカズ・ダイバーシファイド・
エクイティ・アブソルート・リターン・ファンド

	通貨	2022年	2022年	2021年	2020年
		11月30日現在	5月31日現在	5月31日現在	5月31日現在
純資産合計	米ドル	748,610,707	785,239,765	687,136,883	937,142,511
以下の1口当たり純資産価額：					
クラスA無分配投資証券（豪ドル）	豪ドル	217.25	196.95	170.72	207.03
クラスA無分配投資証券（ユーロ）	ユーロ	117.32	110.40	90.95	103.78
クラスAスウェーデン・コロナ・ヘッジ無分配投資証券	スウェーデン・コロナ	131.26	127.86	120.10	125.53
クラスA無分配英国報告型投資証券	米ドル	144.70	140.36	131.19	136.43
クラスAユーロ・ヘッジ無分配英国報告型投資証券	ユーロ	127.84	125.00	117.77	123.55
クラスA無分配英国報告型投資証券（英ポンド）	英ポンド	191.27	176.88	146.85	175.23
クラスD無分配投資証券	米ドル	125.05	121.08	113.03	116.95
クラスDスイス・フラン・ヘッジ無分配投資証券	スイス・フラン	107.56	104.97	98.68	103.32
クラスDユーロ・ヘッジ無分配英国報告型投資証券	ユーロ	133.06	130.21	122.08	127.47
クラスD英ポンド・ヘッジ無分配英国報告型投資証券	英ポンド	120.16	116.74	108.83	112.83
クラスEユーロ・ヘッジ無分配投資証券	ユーロ	101.57	99.57	94.29	99.43
クラスIユーロ・ヘッジ無分配投資証券	ユーロ	109.09	106.67	99.92	104.03
クラスI日本円ヘッジ無分配投資証券	日本円	10,550.42	10,325.84	9,650.34	10,001.49
クラスIスウェーデン・コロナ・ヘッジ無分配投資証券	スウェーデン・コロナ	102.41	99.60	92.79	96.24
クラスI無分配英国報告型投資証券	米ドル	119.28	115.33	107.53	110.94
クラスX無分配投資証券	米ドル	182.96	175.18	160.83	164.27

添付の注記は、これらの財務書類の不可分の一部である。

損益および純資産変動計算書 2022年11月30日に終了した会計期間（未監査）

ブラックロック・アメリカズ・ダイ
バーシファイド・エクイティ・アブ
ソルート・リターン・ファンド

	注記	米ドル
期首純資産		785,239,765
収益		
預金利息	2 (c)	2,937,375
債券利息	2 (c)	6,183,305
差金決済契約に係る受取配当金、源泉徴収税控除後	2 (c)、2 (d)	23,143,887
収益合計		32,264,567
費用		
差金決済契約に係る支払利息	2 (c)、2 (d)	6,217,412
差金決済契約に係る支払配当金、源泉徴収税控除後	2 (c)、2 (d)	34,143,302
年間サービス費用	5	606,689
預託報酬	2 (i)、6	639,476
税金	8	99,922
パフォーマンス・フィー	7	2,260,446
販売報酬	4	9,409
ローン・コミットメント・フィー	13	1,620
投資運用報酬および投資運用再委託報酬	4	4,324,071
費用合計		48,302,347
投資純損失		(16,037,780)
以下に係る実現純利益／（損失）：		
投資有価証券	2 (a)、2 (b)	7,257
差金決済契約	2 (d)	32,390,198
外貨および先渡為替予約	2 (d)、2 (e)、2 (j)	(47,469,401)
当期実現純損失		(15,071,946)
以下に係る未実現評価益／（損）の純変動額：		
投資有価証券	2 (a)	58,771
差金決済契約	2 (d)	7,402,294
外貨および先渡為替予約	2 (d)、2 (e)、2 (j)	1,937,935
当期末実現評価益／（損）の純変動		9,399,000
運用成績による純資産の減少		(21,710,726)
資本の変動		
投資証券発行による正味受取額		148,224,210
投資証券買戻しによる正味支払額		(163,142,542)
資本の変動による純資産の減少		(14,918,332)
期末純資産		748,610,707

添付の注記は、これらの財務書類の不可分の一部である。

発行済投資証券口数変動表 2022年11月30日に終了した会計期間（未監査）

ブラックロック・アメリカズ・ダイバーシファイド・エクイティ・
アブソルート・リターン・ファンド

	期首発行済 投資証券口数	当期発行 投資証券口数	当期買戻し 投資証券口数	期末発行済 投資証券口数
クラスA無分配投資証券（豪ドル）	149	—	—	149
クラスA無分配投資証券（ユーロ）	258	2,804	679	2,383
クラスAスウェーデン・クローナ・ヘッジ無分 配投資証券	4,657,097	980,619	1,634,869	4,002,847
クラスA無分配英国報告型投資証券	183,950	42,484	50,851	175,583
クラスAユーロ・ヘッジ無分配英国報告型投資 証券	1,221,488	105,172	164,032	1,162,628
クラスA無分配英国報告型投資証券（英ポン ド）	33	—	—	33
クラスD無分配投資証券	143,423	145,202	52,230	236,395
クラスDスイス・フラン・ヘッジ無分配投資証 券	2,068	—	—	2,068
クラスDユーロ・ヘッジ無分配英国報告型投資 証券	477,448	146,604	236,381	387,671
クラスD英ポンド・ヘッジ無分配英国報告型投 資証券	133	275	107	301
クラスEユーロ・ヘッジ無分配投資証券	47,424	6,656	18,352	35,728
クラスIユーロ・ヘッジ無分配投資証券	574,771	38,263	147,088	465,946
クラスI日本円ヘッジ無分配投資証券	3,449,334	953,532	319,401	4,083,465
クラスIスウェーデン・クローナ・ヘッジ無分 配投資証券	1,276,996	—	197,954	1,079,042
クラスI無分配英国報告型投資証券	644,328	17,016	309,518	351,826
クラスX無分配投資証券	93,368	11,961	10,373	94,956

添付の注記は、これらの財務書類の不可分の一部である。

ブラックロック・アメリカズ・ダイバーシファイド・エクイティ・アブソルート・リターン・ファンド

投資有価証券明細表 2022年11月30日現在（未監査）

保有高	銘柄	時価 (米ドル)	純資産比率 (%)
公認の証券取引所に上場されているまたはその他の規制市場で取引されている譲渡可能な有価証券および短期金融商品			
普通株式			
ケイマン諸島			
152,274	Apollo Strategic Growth Capital II (Unit)	1,525,785	0.20
		1,525,785	0.20
イスラエル			
516	Monday.com Ltd	52,457	0.01
		52,457	0.01
米国			
58,873	Samsara Inc 'A'	545,753	0.07
2,516	SentinelOne Inc 'A'	34,444	0.01
		580,197	0.08
普通株式合計		2,158,439	0.29
債券			
米国			
USD 10,000,000	United States Cash Management Bill 7/2/2023 (Zero Coupon)	9,923,689	1.33
USD 10,025,000	United States Treasury Bill 6/12/2022 (Zero Coupon)	10,020,148	1.34
USD 19,600,000	United States Treasury Bill 8/12/2022 (Zero Coupon)	19,586,838	2.62
USD 6,000,000	United States Treasury Bill 13/12/2022 (Zero Coupon)	5,994,420	0.80
USD 36,250,000	United States Treasury Bill 20/12/2022 (Zero Coupon)	36,179,893	4.83
USD 7,400,000	United States Treasury Bill 27/12/2022 (Zero Coupon)	7,380,002	0.99
USD 5,500,000	United States Treasury Bill 29/12/2022 (Zero Coupon)	5,494,554	0.73
USD 27,350,000	United States Treasury Bill 3/1/2023 (Zero Coupon)	27,255,035	3.64
USD 43,900,000	United States Treasury Bill 5/1/2023 (Zero Coupon)	43,742,325	5.84
USD 31,125,000	United States Treasury Bill 17/1/2023 (Zero Coupon)	30,967,286	4.14
USD 11,000,000	United States Treasury Bill 24/1/2023 (Zero Coupon)	10,936,196	1.46
USD 10,000,000	United States Treasury Bill 2/2/2023 (Zero Coupon)	9,929,546	1.33
USD 5,000,000	United States Treasury Bill 23/3/2023 (Zero Coupon)	4,972,855	0.66
USD 11,000,000	United States Treasury Bill 20/4/2023 (Zero Coupon)	10,917,011	1.46
USD 13,350,000	United States Treasury Bill 10/8/2023 (Zero Coupon)	13,057,987	1.74
USD 1,000,000	United States Treasury Bill 7/9/2023 (Zero Coupon)	969,939	0.13
USD 6,500,000	United States Treasury Note/Bond 0.125% 31/1/2023	6,456,092	0.86
		253,783,816	33.90
債券合計		253,783,816	33.90
譲渡性預金証書			
カナダ			
USD 6,400,000	Bank Of Montreal FRN 5/5/2023	6,400,000	0.86
USD 8,000,000	Canadian Imperial Bank of Commerce FRN 15/3/2023	8,000,000	1.07
USD 5,500,000	Toronto-Dominion Bank 2.67% 21/4/2023	5,500,000	0.73
USD 3,000,000	Toronto-Dominion Bank 2.69% 28/4/2023	3,000,000	0.40
		22,900,000	3.06

保有高	銘柄	時価 (米ドル)	純資産比率 (%)
日本			
USD 8,150,000	Mizuho Bank Ltd 26/4/2023 (Zero Coupon)	8,150,000	1.09
USD 13,350,000	Sumitomo Mitsui Banking Corp FRN 23/12/2022	13,350,000	1.78
		21,500,000	2.87
スウェーデン			
USD 9,950,000	Skandinaviska Enskilda Banken AB 3.27% 19/12/2022	9,949,996	1.33
		9,949,996	1.33
英国			
USD 13,000,000	Oversea Chinese Banking Corporation FRN 3/3/2023	13,000,000	1.74
		13,000,000	1.74
米国			
USD 10,000,000	Canadian Imperial Bank of Commerce 3.29% 21/2/2023	10,000,000	1.34
USD 13,500,000	Citibank NA 3.77% 1/5/2023	13,500,000	1.80
USD 7,500,000	Standard Chartered Bank 3.34% 13/3/2023	7,500,000	1.00
USD 1,655,000	Standard Chartered Bank 1.98% 17/3/2023	1,651,786	0.22
		32,651,786	4.36
譲渡性預金証書合計		100,001,782	13.36
コマーシャル・ペーパー			
オーストラリア			
USD 10,000,000	Australia & New Zealand Banking Group Ltd FRN 23/2/2023	10,000,000	1.33
USD 4,250,000	National Australia Bank Ltd 24/2/2023 (Zero Coupon)	4,235,951	0.57
USD 5,000,000	National Australia Bank Ltd 1/6/2023 (Zero Coupon)	4,901,670	0.65
USD 6,000,000	Westpac Banking Corp 30/8/2023 (Zero Coupon)	5,815,493	0.78
		24,953,114	3.33
カナダ			
USD 5,000,000	National Bank of Canada FRN 13/1/2023	5,000,000	0.67
USD 22,000,000	PSP Capital Inc 14/12/2022 (Zero Coupon)	21,976,405	2.94
USD 5,250,000	Toronto-Dominion Bank 2/3/2023 (Zero Coupon)	5,230,094	0.70
USD 885,000	Toronto-Dominion Bank 22/5/2023 (Zero Coupon)	863,858	0.11
		33,070,357	4.42
フランス			
USD 10,000,000	BPCE SA FRN 1/2/2023	10,000,000	1.34
USD 5,000,000	BPCE SA 22/2/2023 (Zero Coupon)	4,983,861	0.66
USD 10,000,000	Sanofi SA 29/12/2022 (Zero Coupon)	9,972,389	1.33
		24,956,250	3.33
日本			
USD 7,500,000	Mitsubishi UFJ Trust & Banking Corp 3/4/2023 (Zero Coupon)	7,375,719	0.99
		7,375,719	0.99
ニュージーランド			
USD 10,000,000	Westpac Securities NZ Ltd 1/2/2023 (Zero Coupon)	9,939,722	1.33
		9,939,722	1.33
ノルウェー			
USD 6,500,000	DNB Bank ASA 2/3/2023 (Zero Coupon)	6,475,354	0.86
		6,475,354	0.86

保有高	銘柄	時価 (米ドル)	純資産比率 (%)
スペイン			
USD 15,000,000	Banco Santander SA 6/1/2023 (Zero Coupon)	14,953,425	2.00
		14,953,425	2.00
スウェーデン			
USD 2,500,000	Svenska Handelsbanken AB 14/2/2023 (Zero Coupon)	2,493,021	0.33
USD 7,500,000	Svenska Handelsbanken AB FRN 13/7/2023	7,500,000	1.00
USD 5,000,000	Svenska Handelsbanken AB FRN 28/7/2023	5,000,000	0.67
USD 4,350,000	Swedbank AB FRN 19/4/2023	4,350,000	0.58
		19,343,021	2.58
米国			
USD 5,000,000	Alinghi Funding Co LLC 21/2/2023 (Zero Coupon)	4,956,722	0.66
USD 7,250,000	Amazon.com Inc 17/4/2023 (Zero Coupon)	7,128,051	0.95
USD 5,000,000	Amazon.com Inc 28/6/2023 (Zero Coupon)	4,860,667	0.65
USD 8,500,000	Apple Inc 1/12/2022 (Zero Coupon)	8,500,000	1.14
USD 10,000,000	Britannia Funding Company LLC 13/1/2023 (Zero Coupon)	9,946,489	1.33
USD 7,625,000	Britannia Funding Company LLC 7/2/2023 (Zero Coupon)	7,558,459	1.01
USD 19,000,000	CAFCO LLC 5/12/2022 (Zero Coupon)	18,993,498	2.54
USD 15,500,000	Citigroup Global Markets Inc 9/1/2023 (Zero Coupon)	15,444,587	2.06
USD 3,250,000	Columbia Funding Company LLC 5/12/2022 (Zero Coupon)	3,248,873	0.44
USD 11,500,000	Fairway Finance Co LLC 3/1/2023 (Zero Coupon)	11,467,532	1.53
USD 8,750,000	Fairway Finance Co LLC 13/2/2023 (Zero Coupon)	8,687,049	1.16
USD 10,000,000	Federation des Caisses Desjardins 28/2/2023 (Zero Coupon)	9,887,514	1.32
USD 10,000,000	GTA Funding LLC 9/1/2023 (Zero Coupon)	9,952,333	1.33
USD 11,500,000	Honeywell International Inc 9/2/2023 (Zero Coupon)	11,406,083	1.52
USD 5,000,000	ING US Funding LLC FRN 24/2/2023	5,000,000	0.67
USD 10,000,000	Intel Corp 26/4/2023 (Zero Coupon)	9,810,606	1.31
USD 18,800,000	La Fayette Asset Securitization LLC 4/4/2023 (Zero Coupon)	18,584,584	2.48
USD 7,250,000	Liberty Street Funding LLC 28/12/2022 (Zero Coupon)	7,232,328	0.97
USD 10,000,000	Liberty Street Funding LLC 7/2/2023 (Zero Coupon)	9,911,222	1.32
USD 5,600,000	Lime Funding LLC 16/2/2023 (Zero Coupon)	5,543,944	0.74
USD 12,500,000	Mackinac Funding Co LLC 5/12/2022 (Zero Coupon)	12,495,667	1.67
USD 9,750,000	Macquarie Bank Ltd FRN 22/6/2023	9,750,000	1.30
USD 10,000,000	Nederlandse Waterschapsbank NV 17/1/2023 (Zero Coupon)	9,946,342	1.33
USD 11,100,000	Old Line Funding LLC 2/5/2023 (Zero Coupon)	10,869,416	1.45
USD 1,750,000	Regatta Funding Co LLC 21/2/2023 (Zero Coupon)	1,735,969	0.23
USD 1,400,000	Societe Generale SA 4/1/2023 (Zero Coupon)	1,398,149	0.19
USD 4,500,000	Societe Generale SA FRN 17/11/2023	4,500,000	0.60
USD 7,300,000	Toyota Motor Credit Corp 2/2/2023 (Zero Coupon)	7,245,579	0.97
		246,061,663	32.87
コマーシャル・ペーパー合計		387,128,625	51.71
公認の証券取引所に上場されているまたはその他の規制市場で取引されている 譲渡可能な有価証券および短期金融商品合計		743,072,662	99.26
投資有価証券 (時価) 合計		743,072,662	99.26
その他の純資産		5,538,045	0.74
純資産合計 (米ドル)		748,610,707	100.00

添付の注記は、これらの財務書類の不可分の一部である。

保有高	銘柄	取引相手	未実現純評価益 ／(損) (米ドル)
デリバティブ金融商品			
差金決済契約			
ブラジル			
13,100	Agrenco Ltd BDR*	Morgan Stanley	(392)
(3)	Banco ABC Brasil SA (Pref) π	Morgan Stanley	—
13,700	Laep Investments Ltd BDR*	Goldman Sachs	(753)
24,300	Laep Investments Ltd BDR*	Morgan Stanley	(1,273)
			<u>(2,418)</u>
カナダ			
23,316	Perpetua Resources Corp	Bank of America Merrill Lynch	(6,995)
31,184	Perpetua Resources Corp	Barclays Bank	(5,301)
19,842	Perpetua Resources Corp	Goldman Sachs	(5,953)
24,588	Perpetua Resources Corp	HSBC	(6,639)
12,571	Perpetua Resources Corp	Morgan Stanley	(2,310)
(26,058)	Poseidon Concepts Corp*	Morgan Stanley	5,252
12,100	Sears Canada Inc*	Morgan Stanley	(5,599)
4	Symbotic Inc	Barclays Bank	1
			<u>(27,544)</u>
メキシコ			
12,916	Prologis Property Mexico SA de CV (REIT)	Goldman Sachs	—
			<u>—</u>
ペルー			
7,452	Tahoe Resources Inc	Morgan Stanley	(141)
			<u>(141)</u>
米国			
(9,543)	10X Genomics Inc 'A'	Barclays Bank	(4,867)
(2,031)	10X Genomics Inc 'A'	Goldman Sachs	9,810
7,993	1-800-Flowers.com Inc 'A'	Barclays Bank	(2,558)
9,768	1-800-Flowers.com Inc 'A'	Goldman Sachs	(10,549)
9,882	1-800-Flowers.com Inc 'A'	HSBC	395
8,231	1st Source Corp	Bank of America Merrill Lynch	(18,108)
13,005	1st Source Corp	Barclays Bank	(24,319)
12,387	1st Source Corp	Goldman Sachs	(27,251)
37,515	1st Source Corp	HSBC	(64,526)
(2,621)	1stdibs.com Inc	Bank of America Merrill Lynch	550
(1,493)	1stdibs.com Inc	Barclays Bank	269
(1,086)	1stdibs.com Inc	Goldman Sachs	228
(9,295)	1stdibs.com Inc	HSBC	(1,673)
(33,774)	1stdibs.com Inc	Morgan Stanley	6,079
(22,054)	23andMe Holding Co 'A'	HSBC	1,985
(37,205)	23andMe Holding Co 'A'	Morgan Stanley	(1,116)
3,414	2seventy bio Inc	Bank of America Merrill Lynch	(4,029)
2,041	2seventy bio Inc	Goldman Sachs	(2,408)
2,375	2seventy bio Inc	HSBC	(1,259)
4,294	2seventy bio Inc	Morgan Stanley	1,245
6,069	2U Inc	Bank of America Merrill Lynch	(8,497)

保有高	銘柄	取引相手	未実現純評価益 ／(損) (米ドル)
米国 (続き)			
19,818	2U Inc	Barclays Bank	11,297
455	2U Inc	Goldman Sachs	(637)
388	2U Inc	HSBC	330
(9,766)	3D Systems Corp	Bank of America Merrill Lynch	11,622
(24,009)	3D Systems Corp	Barclays Bank	480
(67,246)	3D Systems Corp	Goldman Sachs	80,023
(64,541)	3D Systems Corp	HSBC	(116,174)
(15,291)	3D Systems Corp	Morgan Stanley	306
3,069	3M Co	Bank of America Merrill Lynch	(11,708)
3,398	3M Co	Barclays Bank	(9,575)
1,779	3M Co	Goldman Sachs	(5,752)
3,531	3M Co	HSBC	(10,813)
(17,479)	3M Co	Morgan Stanley	72,538
427	3M Co	Morgan Stanley	(88)
7,869	4D Molecular Therapeutics Inc	Goldman Sachs	34,702
4,102	5E Advanced Materials Inc	Bank of America Merrill Lynch	(7,630)
4,828	5E Advanced Materials Inc	Barclays Bank	(10,139)
3,008	5E Advanced Materials Inc	Goldman Sachs	(5,595)
4,015	5E Advanced Materials Inc	HSBC	(10,600)
9,880	89bio Inc	HSBC	(13,658)
9,377	89bio Inc	Morgan Stanley	(4,970)
371	8x8 Inc	Bank of America Merrill Lynch	(117)
16,972	8x8 Inc	Barclays Bank	(1,952)
98,458	8x8 Inc	HSBC	28,061
11,765	8x8 Inc	Morgan Stanley	(1,353)
(10,511)	908 Devices Inc	Barclays Bank	(2,102)
(7,843)	908 Devices Inc	Morgan Stanley	(1,569)
(4,108)	A O Smith Corp	Bank of America Merrill Lynch	3,100
7,395	A O Smith Corp	Barclays Bank	(17,304)
(9,788)	A O Smith Corp	HSBC	(35,139)
(448)	A O Smith Corp	Morgan Stanley	1,048
(17,038)	A10 Networks Inc	Barclays Bank	341
(11,660)	A10 Networks Inc	Goldman Sachs	2,449
(5,328)	AAON Inc	Barclays Bank	15,132
(7,987)	AAON Inc	Goldman Sachs	28,194
(8,722)	AAON Inc	HSBC	(17,095)
(1,337)	AAR Corp	Barclays Bank	1,965
5,992	Aaron' s Co Inc	Bank of America Merrill Lynch	4,973
27,372	Aaron' s Co Inc	Barclays Bank	(2,737)
22,086	Aaron' s Co Inc	Goldman Sachs	18,331
13,210	Aaron' s Co Inc	HSBC	19,419
8,592	Aaron' s Co Inc	Morgan Stanley	(859)
3,503	Abbott Laboratories	Bank of America Merrill Lynch	4,287
14,932	Abbott Laboratories	Barclays Bank	(4,330)
13,501	Abbott Laboratories	Goldman Sachs	16,693

保有高	銘柄	取引相手	未実現純評価益 ／(損) (米ドル)
	米国 (続き)		
5,050	Abbott Laboratories	HSBC	24,947
4,517	Abbott Laboratories	Morgan Stanley	(2,003)
(5,023)	AbbVie Inc	Barclays Bank	9,895
(3,033)	AbbVie Inc	Goldman Sachs	(14,498)
(4,611)	AbbVie Inc	HSBC	(42,836)
17,212	AbCellera Biologics Inc	Barclays Bank	(4,561)
22,582	AbCellera Biologics Inc	HSBC	33,308
(16,223)	Abercrombie & Fitch Co ' A'	Barclays Bank	(18,170)
(957)	ABIOMED Inc	Bank of America Merrill Lynch	(2,826)
(1,354)	ABIOMED Inc	Barclays Bank	744
(3,934)	ABIOMED Inc	Goldman Sachs	(12,785)
(490)	ABIOMED Inc	HSBC	(1,503)
(406)	ABIOMED Inc	Morgan Stanley	223
(1,277)	ABM Industries Inc	Bank of America Merrill Lynch	(294)
(11,897)	ABM Industries Inc	Barclays Bank	5,116
(3,137)	ABM Industries Inc	Goldman Sachs	(722)
(1,813)	ABM Industries Inc	HSBC	(2,792)
(2,320)	ABM Industries Inc	Morgan Stanley	998
(60,777)	Acacia Research Corp	Bank of America Merrill Lynch	(9,117)
(55,272)	Acacia Research Corp	Barclays Bank	(8,291)
(30,709)	Acacia Research Corp	Goldman Sachs	(4,606)
(47,759)	Acacia Research Corp	HSBC	(4,298)
(46,109)	Acacia Research Corp	Morgan Stanley	(6,916)
(1,898)	Academy Sports & Outdoors Inc	Bank of America Merrill Lynch	(7,668)
(43,019)	Academy Sports & Outdoors Inc	Barclays Bank	44,954
(7,519)	Academy Sports & Outdoors Inc	Goldman Sachs	(11,378)
(8,023)	Academy Sports & Outdoors Inc	HSBC	(55,149)
(13,794)	Academy Sports & Outdoors Inc	Morgan Stanley	14,434
(2,781)	Acadia Healthcare Co Inc	Bank of America Merrill Lynch	(15,565)
(9,577)	Acadia Healthcare Co Inc	Barclays Bank	(191)
(19,004)	Acadia Healthcare Co Inc	HSBC	(143,100)
(6,684)	Acadia Healthcare Co Inc	Morgan Stanley	(134)
10,651	ACADIA Pharmaceuticals Inc	Barclays Bank	(1,704)
4,538	ACADIA Pharmaceuticals Inc	Goldman Sachs	(3,676)
12,285	Acadia Realty Trust (REIT)	Bank of America Merrill Lynch	(3,194)
41,400	Acadia Realty Trust (REIT)	Barclays Bank	(1,242)
32,707	Acadia Realty Trust (REIT)	Goldman Sachs	(8,504)
85,359	Acadia Realty Trust (REIT)	HSBC	66,580
14,498	Acadia Realty Trust (REIT)	Morgan Stanley	(435)
4,969	Accel Entertainment Inc	Bank of America Merrill Lynch	(3,329)
41,867	Accel Entertainment Inc	Barclays Bank	(16,747)
21,191	Accel Entertainment Inc	Goldman Sachs	(14,198)
15,519	Accel Entertainment Inc	HSBC	(15,674)
12,296	Accel Entertainment Inc	Morgan Stanley	(4,918)
98	Accenture Plc ' A'	Barclays Bank	(490)

保有高	銘柄	取引相手	未実現純評価益 ／(損) (米ドル)
	米国 (続き)		
4,439	Accenture Plc ' A'	Goldman Sachs	(21,130)
4,754	Accenture Plc ' A'	HSBC	89,660
4,504	Accenture Plc ' A'	Morgan Stanley	(22,520)
17,266	ACCO Brands Corp	Barclays Bank	(345)
46,708	ACCO Brands Corp	Goldman Sachs	(2,802)
12,272	ACCO Brands Corp	HSBC	123
2,263	Accolade Inc	Bank of America Merrill Lynch	(175)
11,141	Accolade Inc	Goldman Sachs	(15,040)
1,918	Accolade Inc	HSBC	(1,669)
3,991	Accolade Inc	Morgan Stanley	40
18,083	Accuray Inc	Barclays Bank	(4,340)
51,367	Accuray Inc	Goldman Sachs	(13,355)
87,173	Accuray Inc	Morgan Stanley	(20,922)
9,202	ACI Worldwide Inc	Bank of America Merrill Lynch	(14,907)
87,801	ACI Worldwide Inc	Barclays Bank	(36,876)
15,441	ACI Worldwide Inc	Goldman Sachs	(25,014)
23,385	ACI Worldwide Inc	HSBC	(19,176)
1,914	Aclaris Therapeutics Inc	Morgan Stanley	(3,522)
(2,604)	ACM Research Inc ' A'	Bank of America Merrill Lynch	3,802
(6,964)	ACM Research Inc ' A'	Barclays Bank	3,482
(3,698)	ACM Research Inc ' A'	HSBC	740
(1,027)	ACNB Corp	Bank of America Merrill Lynch	(277)
(18,000)	ACNB Corp	Barclays Bank	17,820
(14,089)	ACNB Corp	Goldman Sachs	(3,804)
(1,173)	ACNB Corp	HSBC	(1,654)
(10,305)	Actinium Pharmaceuticals Inc	Bank of America Merrill Lynch	15,664
1,290	Acuity Brands Inc	Bank of America Merrill Lynch	(5,173)
1,818	Acuity Brands Inc	Barclays Bank	(8,817)
(1,511)	Acuity Brands Inc	Barclays Bank	7,328
519	Acuity Brands Inc	Goldman Sachs	(2,081)
183	Acuity Brands Inc	HSBC	(192)
215	Acuity Brands Inc	Morgan Stanley	(1,043)
(1,008)	Acuity Brands Inc	Morgan Stanley	4,889
1,991	Acumen Pharmaceuticals Inc	Bank of America Merrill Lynch	(1,633)
6,724	Acumen Pharmaceuticals Inc	Barclays Bank	(4,572)
4,817	Acumen Pharmaceuticals Inc	Goldman Sachs	(3,950)
(21,509)	Acushnet Holdings Corp	Barclays Bank	(5,377)
(10,040)	Acushnet Holdings Corp	HSBC	(13,654)
(14,037)	ACV Auctions Inc ' A'	Bank of America Merrill Lynch	10,528
(7,718)	ACV Auctions Inc ' A'	Barclays Bank	(1,466)
(37,669)	ACV Auctions Inc ' A'	Goldman Sachs	28,252
(6,019)	ACV Auctions Inc ' A'	HSBC	(6,079)
(11,539)	ACV Auctions Inc ' A'	Morgan Stanley	(2,192)
885	Adams Resources & Energy Inc	Barclays Bank	(513)
945	Adams Resources & Energy Inc	Goldman Sachs	(1,418)

保有高	銘柄	取引相手	未実現純評価益 ／(損) (米ドル)
米国 (続き)			
6,193	Adams Resources & Energy Inc	HSBC	(6,218)
3,318	Adams Resources & Energy Inc	Morgan Stanley	(1,924)
(21,668)	AdaptHealth Corp	Goldman Sachs	9,967
(1,741)	AdaptHealth Corp	HSBC	(539)
34,903	Adaptive Biotechnologies Corp	Bank of America Merrill Lynch	(42,233)
120,976	Adaptive Biotechnologies Corp	Barclays Bank	(35,083)
31,411	Adaptive Biotechnologies Corp	Goldman Sachs	(38,008)
33,769	Adaptive Biotechnologies Corp	HSBC	3,377
55,195	Adaptive Biotechnologies Corp	Morgan Stanley	(16,007)
318	Addus HomeCare Corp	Bank of America Merrill Lynch	143
3,628	Addus HomeCare Corp	Barclays Bank	(3,809)
893	Addus HomeCare Corp	Goldman Sachs	402
1,106	Addus HomeCare Corp	HSBC	996
400	Addus HomeCare Corp	Morgan Stanley	(420)
(20,650)	Adeia Inc	Barclays Bank	(10,532)
(9,834)	Adeia Inc	HSBC	5,015
(10,141)	Adicet Bio Inc	Bank of America Merrill Lynch	23,121
(9,094)	Adicet Bio Inc	Barclays Bank	(3,183)
(1,838)	Adicet Bio Inc	Goldman Sachs	4,191
(1,941)	Adicet Bio Inc	HSBC	2,368
(15,897)	Adient Plc	Barclays Bank	31,317
984	Adient Plc	Barclays Bank	(1,938)
(6,171)	Adient Plc	Goldman Sachs	16,538
5,798	Adient Plc	Goldman Sachs	(14,393)
2,743	Adient Plc	HSBC	(2,391)
(10,089)	Adient Plc	Morgan Stanley	19,875
3,995	Adient Plc	Morgan Stanley	(7,870)
34,113	ADMA Biologics Inc	Barclays Bank	3,923
28,172	ADMA Biologics Inc	Goldman Sachs	2,958
697	Adobe Inc	Barclays Bank	(523)
2,418	Adobe Inc	Morgan Stanley	(1,814)
(54,002)	ADT Inc	Barclays Bank	(7,830)
93,516	ADT Inc	Morgan Stanley	13,560
(4,742)	Adtalem Global Education Inc	Barclays Bank	1,612
(35,334)	ADTRAN Holdings Inc	Barclays Bank	26,147
1,840	Aduro Biotech Holdings Europe BV*	Barclays Bank	4,672
4,665	Aduro Biotech Holdings Europe BV*	Morgan Stanley	11,844
795	Advance Auto Parts Inc	Bank of America Merrill Lynch	(7,549)
(1,856)	Advance Auto Parts Inc	Barclays Bank	6,403
3,011	Advance Auto Parts Inc	Barclays Bank	(13,004)
2,139	Advance Auto Parts Inc	Goldman Sachs	(3,007)
(4,004)	Advanced Drainage Systems Inc	Barclays Bank	5,926
(4,531)	Advanced Drainage Systems Inc	Goldman Sachs	(18,668)
(10,628)	Advanced Emissions Solutions Inc	Barclays Bank	2,923
(5,462)	Advanced Emissions Solutions Inc	HSBC	1,994

保有高	銘柄	取引相手	未実現純評価益 ／(損) (米ドル)
米国 (続き)			
(15,235)	Advanced Emissions Solutions Inc	Morgan Stanley	4,190
(16,668)	Advanced Energy Industries Inc	Barclays Bank	30,836
(12,338)	Advanced Energy Industries Inc	Goldman Sachs	52,066
(904)	Advanced Energy Industries Inc	HSBC	(5,713)
(14,255)	Advanced Micro Devices Inc	Bank of America Merrill Lynch	44,048
(13,950)	Advanced Micro Devices Inc	Barclays Bank	27,482
(764)	Advanced Micro Devices Inc	Goldman Sachs	(631)
(7,541)	Advanced Micro Devices Inc	Morgan Stanley	14,856
(3,960)	AdvanSix Inc	Barclays Bank	4,633
(7,316)	AdvanSix Inc	Goldman Sachs	(146)
(530)	AdvanSix Inc	HSBC	(1,118)
4,610	Advantage Solutions Inc	Bank of America Merrill Lynch	(1,383)
17,540	Advantage Solutions Inc	Barclays Bank	(702)
8,149	Advantage Solutions Inc	Goldman Sachs	(2,445)
40,436	Advantage Solutions Inc	HSBC	(36,797)
(47,868)	Adverum Biotechnologies Inc	Goldman Sachs	2,159
38,692	AECOM	Bank of America Merrill Lynch	124,588
15,909	AECOM	Goldman Sachs	51,227
44,329	AECOM	HSBC	279,272
17,707	AECOM	Morgan Stanley	(11,687)
(7,025)	Aehr Test Systems	HSBC	(31,051)
(2,899)	Aehr Test Systems	Morgan Stanley	(1,189)
(1,422)	Aemetis Inc	Bank of America Merrill Lynch	2,062
(5,780)	Aemetis Inc	Barclays Bank	2,428
(8,268)	Aemetis Inc	HSBC	12,650
(18,856)	Aemetis Inc	Morgan Stanley	7,920
(4,647)	AerCap Holdings NV	Morgan Stanley	93
(3,592)	AeroVironment Inc	Barclays Bank	2,299
(441)	AeroVironment Inc	Goldman Sachs	1,680
(8,306)	AerSale Corp	Barclays Bank	4,402
(1,961)	AerSale Corp	Goldman Sachs	4,412
(30,225)	AES Corp	Barclays Bank	(9,068)
(9,785)	AES Corp	Goldman Sachs	(5,871)
(45,438)	AES Corp	HSBC	(85,878)
(8,046)	AES Corp	Morgan Stanley	(2,414)
(14,360)	AEye Inc	Barclays Bank	(2,155)
(41,198)	AEye Inc	HSBC	(4,894)
(89,508)	AEye Inc	Morgan Stanley	(13,435)
1,284	Affiliated Managers Group Inc	Barclays Bank	2,773
2,877	Affiliated Managers Group Inc	Morgan Stanley	6,214
8,639	Affimed NV	Barclays Bank	(734)
24,812	Affimed NV	Goldman Sachs	(5,335)
9,086	Affimed NV	HSBC	(2,590)
(6,967)	Affirm Holdings Inc	Bank of America Merrill Lynch	(194)
(20,024)	Affirm Holdings Inc	Barclays Bank	(1,402)

保有高	銘柄	取引相手	未実現純評価益 ／(損) (米ドル)
	米国 (続き)		
(8,888)	Affirm Holdings Inc	Goldman Sachs	40,618
(2,081)	Affirm Holdings Inc	Morgan Stanley	(145)
8,066	Aflac Inc	Bank of America Merrill Lynch	(81)
(20,887)	Aflac Inc	Goldman Sachs	209
24,007	Aflac Inc	Goldman Sachs	(240)
(2,688)	Aflac Inc	HSBC	2,794
7,002	Aflac Inc	HSBC	12,643
(3,662)	Aflac Inc	Morgan Stanley	2,750
7,367	Aflac Inc	Morgan Stanley	(13,040)
40,932	AG Mortgage Investment Trust Inc (REIT)	Barclays Bank	10,642
10,524	AG Mortgage Investment Trust Inc (REIT)	Goldman Sachs	2,947
6,870	AG Mortgage Investment Trust Inc (REIT)	HSBC	3,641
(750)	AGCO Corp	Barclays Bank	(1,268)
6,697	AGCO Corp	Goldman Sachs	32,012
6,263	AGCO Corp	HSBC	33,382
(217)	AGCO Corp	Morgan Stanley	(367)
23,042	Agenus Inc	Barclays Bank	(6,797)
(2,392)	Agilent Technologies Inc	Barclays Bank	13,730
3,004	Agilent Technologies Inc	Goldman Sachs	9,372
14,393	Agilent Technologies Inc	HSBC	178,041
(817)	Agilent Technologies Inc	HSBC	(10,106)
(1,245)	Agiliti Inc	Bank of America Merrill Lynch	361
(20,339)	Agiliti Inc	Barclays Bank	(13,424)
(10,071)	Agiliti Inc	Goldman Sachs	2,921
(5,097)	Agiliti Inc	HSBC	4,332
(4,308)	Agiliti Inc	Morgan Stanley	(2,843)
(3,691)	agilon health Inc	Bank of America Merrill Lynch	3,895
(5,973)	agilon health Inc	Barclays Bank	(2,748)
2,062	agilon health Inc	Morgan Stanley	949
(10,615)	agilon health Inc	Morgan Stanley	(4,231)
(432)	Agilysys Inc	Bank of America Merrill Lynch	866
(369)	Agilysys Inc	Morgan Stanley	387
2,959	Agios Pharmaceuticals Inc	Goldman Sachs	2,722
(30,627)	AGNC Investment Corp (REIT)	Barclays Bank	(3,675)
9,009	AGNC Investment Corp (REIT)	Barclays Bank	1,081
(33,665)	AGNC Investment Corp (REIT)	Goldman Sachs	(1,010)
(38,977)	AGNC Investment Corp (REIT)	HSBC	(41,316)
(10,263)	Agree Realty Corp (REIT)	Bank of America Merrill Lynch	11,905
(45,166)	Agree Realty Corp (REIT)	Barclays Bank	100,720
(11,012)	Agree Realty Corp (REIT)	Goldman Sachs	12,774
1,695	Agree Realty Corp (REIT)	Goldman Sachs	(3,383)
(27,925)	Agree Realty Corp (REIT)	HSBC	(6,697)
(4,872)	Agree Realty Corp (REIT)	Morgan Stanley	10,865
9,858	AgroFresh Solutions Inc	Barclays Bank	—
15,968	AgroFresh Solutions Inc	Goldman Sachs	2,156

保有高	銘柄	取引相手	未実現純評価益 ／(損) (米ドル)
米国 (続き)			
26,182	AgroFresh Solutions Inc	Morgan Stanley	—
(5,952)	Air Lease Corp	Bank of America Merrill Lynch	(417)
(11,871)	Air Lease Corp	Barclays Bank	3,680
(35,562)	Air Lease Corp	Goldman Sachs	(2,489)
(12,271)	Air Lease Corp	HSBC	(22,333)
(7,802)	Air Lease Corp	Morgan Stanley	2,419
(785)	Air Products and Chemicals Inc	Bank of America Merrill Lynch	(3,479)
(5,576)	Air Products and Chemicals Inc	Barclays Bank	50,574
(7,095)	Air Products and Chemicals Inc	Goldman Sachs	(13,259)
(1,011)	Air Products and Chemicals Inc	HSBC	(10,406)
(98)	Air Products and Chemicals Inc	Morgan Stanley	889
(7,926)	Air Transport Services Group Inc	Barclays Bank	4,359
(15,192)	Air Transport Services Group Inc	Goldman Sachs	20,509
(18,435)	Air Transport Services Group Inc	HSBC	16,223
(3,952)	Airbnb Inc ' A'	Bank of America Merrill Lynch	40,034
(1,407)	Airbnb Inc ' A'	Barclays Bank	(2,251)
(6,617)	Airbnb Inc ' A'	Goldman Sachs	67,031
(895)	Airbnb Inc ' A'	HSBC	1,808
(2,144)	Airbnb Inc ' A'	Morgan Stanley	(3,474)
(6,303)	Airgain Inc	Bank of America Merrill Lynch	(1,135)
(4,677)	Airgain Inc	Barclays Bank	1,076
(30,288)	Airgain Inc	Goldman Sachs	(5,452)
13,330	AirSculpt Technologies Inc	Barclays Bank	4,132
5,191	AirSculpt Technologies Inc	Goldman Sachs	1,661
1,290	AirSculpt Technologies Inc	Morgan Stanley	400
(6,262)	Akamai Technologies Inc	Barclays Bank	2,192
(5,425)	Akamai Technologies Inc	Goldman Sachs	5,512
(391)	Akamai Technologies Inc	HSBC	(2,929)
(8,767)	Akamai Technologies Inc	Morgan Stanley	3,068
4,700	Akazoo SA*	Bank of America Merrill Lynch	(5,452)
5,417	Akazoo SA*	Barclays Bank	(6,284)
11,200	Akazoo SA*	Goldman Sachs	(12,992)
7,099	Akazoo SA*	Morgan Stanley	(8,256)
(6,093)	Akero Therapeutics Inc	Goldman Sachs	(16,194)
8,858	Akouos Inc	Barclays Bank	399
(12,137)	Akoustis Technologies Inc	Bank of America Merrill Lynch	1,881
(157,161)	Akoustis Technologies Inc	Barclays Bank	(35,361)
(17,144)	Akoustis Technologies Inc	HSBC	(9,001)
(55,436)	Akoustis Technologies Inc	Morgan Stanley	(12,473)
(8,232)	Akoya Biosciences Inc	Bank of America Merrill Lynch	3,951
(7,079)	Akoya Biosciences Inc	Goldman Sachs	3,398
(542)	Alamo Group Inc	Bank of America Merrill Lynch	314
(1,579)	Alamo Group Inc	Barclays Bank	6,237
(2,642)	Alamo Group Inc	Goldman Sachs	1,532
(269)	Alamo Group Inc	HSBC	705

保有高	銘柄	取引相手	未実現純評価益 ／(損) (米ドル)
米国 (続き)			
4,585	Alarm.com Holdings Inc	Goldman Sachs	(29,848)
2,829	Alarm.com Holdings Inc	HSBC	(23,792)
8,391	Alaska Air Group Inc	Bank of America Merrill Lynch	(5,874)
21,591	Alaska Air Group Inc	Barclays Bank	4,102
(3,622)	Alaska Air Group Inc	Barclays Bank	(688)
28,780	Alaska Air Group Inc	Goldman Sachs	(20,146)
(3,451)	Alaska Air Group Inc	Goldman Sachs	2,416
(7,605)	Alaska Air Group Inc	Morgan Stanley	(1,445)
(3,233)	Albany International Corp ' A'	Bank of America Merrill Lynch	16,133
(12,511)	Albany International Corp ' A'	Barclays Bank	37,283
(6,531)	Albany International Corp ' A'	Goldman Sachs	32,590
(9,059)	Albany International Corp ' A'	HSBC	3,533
456	Albemarle Corp	Bank of America Merrill Lynch	(4,769)
(1,985)	Albemarle Corp	Barclays Bank	20,962
744	Albemarle Corp	Barclays Bank	(5,504)
172	Albemarle Corp	Goldman Sachs	(4,013)
909	Albemarle Corp	HSBC	(5,336)
311	Albemarle Corp	Morgan Stanley	(3,284)
(11,044)	Albertsons Cos Inc ' A'	Bank of America Merrill Lynch	(1,767)
(37,881)	Albertsons Cos Inc ' A'	Barclays Bank	(12,880)
(22,105)	Albertsons Cos Inc ' A'	Goldman Sachs	(3,537)
(4,214)	Albertsons Cos Inc ' A'	HSBC	(1,265)
1,273	Albireo Pharma Inc	Barclays Bank	(1,095)
4,829	Albireo Pharma Inc	HSBC	(3,380)
3,817	Albireo Pharma Inc	Morgan Stanley	(3,283)
(1,200)	Alcoa Corp	Bank of America Merrill Lynch	1,368
(10,967)	Alcoa Corp	Goldman Sachs	12,502
(1,466)	Alcoa Corp	HSBC	(2,052)
(8,242)	Alcoa Corp	Morgan Stanley	9,792
(5,444)	Aldeyra Therapeutics Inc	Bank of America Merrill Lynch	1,170
(30,075)	Aldeyra Therapeutics Inc	Barclays Bank	(4,662)
(25,214)	Aldeyra Therapeutics Inc	Goldman Sachs	5,421
(6,996)	Aldeyra Therapeutics Inc	HSBC	(245)
16,589	Alector Inc	Bank of America Merrill Lynch	(10,617)
18,722	Alector Inc	Barclays Bank	2,996
35,552	Alector Inc	Goldman Sachs	(22,753)
23,313	Alector Inc	HSBC	(13,288)
7,120	Alector Inc	Morgan Stanley	1,139
7,155	AlerisLife Inc	Bank of America Merrill Lynch	(369)
20,211	AlerisLife Inc	Barclays Bank	(338)
3,112	AlerisLife Inc	Goldman Sachs	(161)
1,496	AlerisLife Inc	Morgan Stanley	(25)
16,173	Alerus Financial Corp	Barclays Bank	(2,426)
14,258	Alerus Financial Corp	Goldman Sachs	5,275
23,391	Alerus Financial Corp	HSBC	39,999

保有高	銘柄	取引相手	未実現純評価益 ／(損) (米ドル)
米国 (続き)			
2,489	Alerus Financial Corp	Morgan Stanley	(373)
38,120	Alexander & Baldwin Inc (REIT)	Barclays Bank	(27,828)
41,393	Alexander & Baldwin Inc (REIT)	Goldman Sachs	(24,836)
19,302	Alexander & Baldwin Inc (REIT)	HSBC	(15,828)
(1,240)	Alexander' s Inc (REIT)	Bank of America Merrill Lynch	(7,775)
(8,113)	Alexander' s Inc (REIT)	Barclays Bank	11,602
(5,881)	Alexander' s Inc (REIT)	Goldman Sachs	(36,874)
(2,208)	Alexander' s Inc (REIT)	HSBC	(9,075)
(2,307)	Alexander' s Inc (REIT)	Morgan Stanley	3,299
(1,959)	Alexandria Real Estate Equities Inc (REIT)	Barclays Bank	2,116
(5,673)	Alexandria Real Estate Equities Inc (REIT)	HSBC	(31,056)
(160)	Alexandria Real Estate Equities Inc (REIT)	Morgan Stanley	173
(5,889)	Alico Inc	Bank of America Merrill Lynch	4,629
(4,417)	Alico Inc	Barclays Bank	5,168
(2,450)	Alico Inc	Goldman Sachs	1,961
(7,613)	Alico Inc	HSBC	7,656
(148,215)	Alight Inc ' A'	Barclays Bank	28,161
(179,094)	Alight Inc ' A'	Goldman Sachs	93,128
(61,299)	Alight Inc ' A'	HSBC	70,494
(20,950)	Alight Inc ' A'	Morgan Stanley	3,981
969	Align Technology Inc	Goldman Sachs	(21,701)
1,462	Align Technology Inc	HSBC	14,803
923	Align Technology Inc	Morgan Stanley	(798)
12,823	Alignment Healthcare Inc	Barclays Bank	15,901
9,260	Alignment Healthcare Inc	Goldman Sachs	(6,389)
2,747	Alignment Healthcare Inc	HSBC	—
3,010	Alignment Healthcare Inc	Morgan Stanley	3,732
(10,554)	Alkami Technology Inc	Barclays Bank	(5,910)
(5,612)	Alkami Technology Inc	Goldman Sachs	11,000
22,655	Alkermes Plc	Barclays Bank	(7,703)
19,542	Alkermes Plc	HSBC	18,956
20,711	Allakos Inc	Goldman Sachs	12,634
26,164	Allakos Inc	HSBC	24,071
(67,067)	Allbirds Inc ' A'	Barclays Bank	8,383
1,121	Allegiant Travel Co	Bank of America Merrill Lynch	(4,226)
6,000	Allegiant Travel Co	Barclays Bank	14,220
6,210	Allegiant Travel Co	Goldman Sachs	(23,412)
9,204	Allegiant Travel Co	HSBC	40,221
5,147	Allegiant Travel Co	Morgan Stanley	12,198
4,381	Allegion Plc	Barclays Bank	(20,372)
18,588	Allegion Plc	Goldman Sachs	(62,270)
(1,667)	Allegion Plc	Goldman Sachs	5,584
65,793	Allegro MicroSystems Inc	Barclays Bank	(53,737)
31,608	Allegro MicroSystems Inc	Goldman Sachs	5,452
7,698	Allegro MicroSystems Inc	HSBC	18,640

保有高	銘柄	取引相手	未実現純評価益 ／(損) (米ドル)
米国 (続き)			
10,441	Allegro MicroSystems Inc	Morgan Stanley	(8,621)
(11,911)	ALLETE Inc	Barclays Bank	4,645
(3,615)	ALLETE Inc	HSBC	(40,416)
(3,324)	Alliant Energy Corp	Barclays Bank	964
(68,244)	Alliant Energy Corp	Goldman Sachs	(97,671)
(25,613)	Alliant Energy Corp	HSBC	(42,515)
6,187	Allied Motion Technologies Inc	Barclays Bank	(12,745)
15,196	Allison Transmission Holdings Inc	Bank of America Merrill Lynch	21,012
31,424	Allison Transmission Holdings Inc	Barclays Bank	10,370
31,956	Allison Transmission Holdings Inc	Goldman Sachs	47,589
8,395	Allison Transmission Holdings Inc	HSBC	16,118
9,305	Allison Transmission Holdings Inc	Morgan Stanley	3,071
4,123	Allogene Therapeutics Inc	Bank of America Merrill Lynch	(371)
18,942	Allogene Therapeutics Inc	Barclays Bank	(16,858)
12,913	Allogene Therapeutics Inc	Goldman Sachs	(1,162)
3,523	Allogene Therapeutics Inc	HSBC	3,030
4,471	Allogene Therapeutics Inc	Morgan Stanley	(3,979)
19,860	Allovir Inc	Barclays Bank	(6,554)
8,348	Allovir Inc	Goldman Sachs	(5,009)
2,837	Allovir Inc	HSBC	(766)
73,899	Allscripts Healthcare Solutions Inc	Barclays Bank	7,390
13,922	Allscripts Healthcare Solutions Inc	HSBC	21,579
(1,181)	Allstate Corp	Bank of America Merrill Lynch	1,986
(191)	Allstate Corp	Barclays Bank	548
12,970	Allstate Corp	Goldman Sachs	(13,359)
(2,203)	Allstate Corp	Goldman Sachs	2,269
(387)	Allstate Corp	HSBC	1,287
43,767	Ally Financial Inc	Bank of America Merrill Lynch	(71,778)
14,171	Ally Financial Inc	Barclays Bank	(8,361)
39,911	Ally Financial Inc	Goldman Sachs	(65,454)
51,289	Ally Financial Inc	HSBC	(7,693)
11,783	Ally Financial Inc	Morgan Stanley	(6,952)
(58)	Alnylam Pharmaceuticals Inc	Bank of America Merrill Lynch	(53)
(404)	Alnylam Pharmaceuticals Inc	Barclays Bank	(2,343)
(793)	Alnylam Pharmaceuticals Inc	Goldman Sachs	(730)
(1,595)	Alnylam Pharmaceuticals Inc	Morgan Stanley	(9,251)
(10,668)	Alpha & Omega Semiconductor Ltd	Barclays Bank	21,123
(11,529)	Alpha & Omega Semiconductor Ltd	Goldman Sachs	50,266
(14,816)	Alpha & Omega Semiconductor Ltd	HSBC	9,038
(1,552)	Alpha Metallurgical Resources Inc	Bank of America Merrill Lynch	(7,170)
(29)	Alpha Metallurgical Resources Inc	Barclays Bank	(200)
(2,139)	Alpha Metallurgical Resources Inc	Goldman Sachs	(9,882)
(476)	Alpha Metallurgical Resources Inc	HSBC	(4,042)
(250)	Alpha Metallurgical Resources Inc	Morgan Stanley	(1,720)
(17,768)	Alpha Pro Tech Ltd	Barclays Bank	1,421

保有高	銘柄	取引相手	未実現純評価益 ／(損) (米ドル)
米国 (続き)			
893	Alpha Teknova Inc	HSBC	375
(389)	Alphabet Inc ' A'	Barclays Bank	482
(10,028)	Alphabet Inc ' A'	HSBC	(69,293)
(15,528)	Alphatec Holdings Inc	Barclays Bank	(10,947)
(14,247)	Alphatec Holdings Inc	Goldman Sachs	4,203
(3,207)	Alta Equipment Group Inc	Bank of America Merrill Lynch	2,213
(23,185)	Alta Equipment Group Inc	Goldman Sachs	15,998
(16,269)	Altair Engineering Inc ' A'	Goldman Sachs	53,200
(2,659)	Altair Engineering Inc ' A'	HSBC	336
(2,132)	Altair Engineering Inc ' A'	Morgan Stanley	(1,045)
2,383	Alteryx Inc ' A'	Bank of America Merrill Lynch	(13,297)
20,727	Alteryx Inc ' A'	Barclays Bank	(13,472)
2,074	Alteryx Inc ' A'	Goldman Sachs	(7,460)
13,898	Alteryx Inc ' A'	HSBC	3,960
6,801	Alteryx Inc ' A'	Morgan Stanley	(4,212)
45,026	Altice USA Inc ' A'	Bank of America Merrill Lynch	(15,382)
47,549	Altice USA Inc ' A'	Barclays Bank	(238)
25,095	Altice USA Inc ' A'	HSBC	(3,311)
37,589	Altice USA Inc ' A'	Morgan Stanley	(1,327)
(6,382)	Altimune Inc	Goldman Sachs	6,063
(2,622)	Altimune Inc	HSBC	1,101
24,189	Alto Ingredients Inc	Bank of America Merrill Lynch	(13,909)
33,605	Alto Ingredients Inc	Barclays Bank	(7,561)
22,241	Alto Ingredients Inc	Goldman Sachs	(12,789)
25,853	Alto Ingredients Inc	HSBC	(8,144)
22,119	Alto Ingredients Inc	Morgan Stanley	(4,977)
1,758	Altria Group Inc	Bank of America Merrill Lynch	3,358
(18,426)	Altria Group Inc	Barclays Bank	(7,555)
10,211	Altria Group Inc	HSBC	(3,370)
(23,458)	Altus Power Inc	Bank of America Merrill Lynch	23,458
1,870	ALX Oncology Holdings Inc	Bank of America Merrill Lynch	(1,309)
4,621	ALX Oncology Holdings Inc	Barclays Bank	878
2,116	ALX Oncology Holdings Inc	Morgan Stanley	402
4,728	Amalgamated Financial Corp	Bank of America Merrill Lynch	2,884
14,371	Amalgamated Financial Corp	Barclays Bank	7,473
30,502	Amalgamated Financial Corp	Goldman Sachs	18,606
13,173	Amalgamated Financial Corp	HSBC	29,360
18,170	Amalgamated Financial Corp	Morgan Stanley	9,448
(6,299)	A-Mark Precious Metals Inc	Goldman Sachs	4,598
5,445	Amazon.com Inc	Barclays Bank	(3,812)
(6,711)	Amazon.com Inc	Goldman Sachs	43,219
3,178	Amazon.com Inc	Goldman Sachs	(17,599)
7,660	Amazon.com Inc	HSBC	7,680
6,696	Ambac Financial Group Inc	Barclays Bank	7,566
8,077	Ambac Financial Group Inc	Goldman Sachs	11,873

保有高	銘柄	取引相手	未実現純評価益 ／(損) (米ドル)
米国 (続き)			
6,110	Ambac Financial Group Inc	HSBC	16,063
(1,026)	Ambarella Inc	Barclays Bank	3,129
(6,868)	Ambarella Inc	Goldman Sachs	(8,516)
(3,234)	Ambarella Inc	HSBC	(43,109)
(4,044)	Ambarella Inc	Morgan Stanley	12,334
(3,976)	AMC Entertainment Holdings Inc	Barclays Bank	1,078
2,187	AMC Entertainment Holdings Inc	HSBC	(1,347)
(1,216)	AMC Networks Inc ' A'	Bank of America Merrill Lynch	2,845
(1,803)	AMC Networks Inc ' A'	Barclays Bank	2,921
(7,640)	AMC Networks Inc ' A'	Goldman Sachs	17,878
(9,021)	AMC Networks Inc ' A'	HSBC	361
(7,059)	AMC Networks Inc ' A'	Morgan Stanley	11,436
(12,859)	Ancor Plc	Barclays Bank	(321)
(75,394)	Ancor Plc	Goldman Sachs	(18,472)
(206,056)	Ancor Plc	HSBC	(163,815)
(43,926)	Ancor Plc	Morgan Stanley	(1,098)
(2,912)	Amdocs Ltd	Bank of America Merrill Lynch	(10,774)
(9,884)	Amdocs Ltd	Barclays Bank	3,064
(12,016)	Amdocs Ltd	Goldman Sachs	(44,459)
(8,444)	Amdocs Ltd	HSBC	(36,816)
(5,639)	Amdocs Ltd	Morgan Stanley	1,748
1,098	Amedisys Inc	Bank of America Merrill Lynch	4,020
1,460	Amedisys Inc	Barclays Bank	1,372
3,848	Amedisys Inc	Goldman Sachs	8,818
1,554	Amedisys Inc	HSBC	1,142
274	Amedisys Inc	Morgan Stanley	258
(19,963)	Amerant Bancorp Inc	Barclays Bank	25,153
(19,009)	Amerant Bancorp Inc	Goldman Sachs	27,753
(10,720)	Amerant Bancorp Inc	HSBC	8,254
(4,736)	AMERCO	Bank of America Merrill Lynch	(3,078)
(25,351)	AMERCO	Barclays Bank	(40,562)
4,383	AMERCO	Barclays Bank	15,516
24,210	AMERCO	Goldman Sachs	169,989
(31,347)	AMERCO	Goldman Sachs	(20,375)
3,717	AMERCO	HSBC	37,703
363	Ameren Corp	Bank of America Merrill Lynch	7
7,232	Ameren Corp	Barclays Bank	362
20,670	Ameren Corp	Goldman Sachs	79,786
9,166	Ameren Corp	HSBC	45,372
36,160	Ameren Corp	Morgan Stanley	1,808
3,211	Ameresco Inc ' A'	Goldman Sachs	(995)
(23,293)	America First Multifamily Investors LP	Goldman Sachs	(7,687)
22,546	American Airlines Group Inc	Goldman Sachs	(13,753)
1,291	American Airlines Group Inc	Morgan Stanley	26
30,588	American Assets Trust Inc (REIT)	Bank of America Merrill Lynch	(5,185)

保有高	銘柄	取引相手	未実現純評価益 ／(損) (米ドル)
米国 (続き)			
51,441	American Assets Trust Inc (REIT)	Barclays Bank	(13,375)
25,736	American Assets Trust Inc (REIT)	Goldman Sachs	(4,890)
37,042	American Assets Trust Inc (REIT)	HSBC	12,965
7,692	American Assets Trust Inc (REIT)	Morgan Stanley	(2,134)
(15,572)	American Axle & Manufacturing Holdings Inc	Barclays Bank	4,049
(14,884)	American Axle & Manufacturing Holdings Inc	Goldman Sachs	149
(32,351)	American Axle & Manufacturing Holdings Inc	HSBC	(26,204)
(6,530)	American Axle & Manufacturing Holdings Inc	Morgan Stanley	1,698
8,768	American Eagle Outfitters Inc	Bank of America Merrill Lynch	22,446
16,682	American Eagle Outfitters Inc	Barclays Bank	3,670
28,413	American Eagle Outfitters Inc	Morgan Stanley	6,251
(3,328)	American Electric Power Co Inc	Bank of America Merrill Lynch	(17,871)
(40,524)	American Electric Power Co Inc	Barclays Bank	(35,161)
(21,225)	American Electric Power Co Inc	Goldman Sachs	(113,978)
(21,741)	American Electric Power Co Inc	HSBC	(116,210)
(3,789)	American Electric Power Co Inc	Morgan Stanley	(3,334)
(35,568)	American Equity Investment Life Holding Co	Barclays Bank	16,006
(10,072)	American Equity Investment Life Holding Co	Goldman Sachs	(22,058)
1,381	American Express Co	Bank of America Merrill Lynch	(542)
7,250	American Express Co	Barclays Bank	(15,298)
22,645	American Express Co	Goldman Sachs	(32,156)
17,901	American Express Co	HSBC	40,636
5,126	American Financial Group Inc	Bank of America Merrill Lynch	2,512
11,771	American Financial Group Inc	Barclays Bank	(42,729)
11,011	American Financial Group Inc	Goldman Sachs	5,396
17,989	American Financial Group Inc	HSBC	(160,282)
16,743	American Financial Group Inc	Morgan Stanley	(60,777)
(18,844)	American Homes 4 Rent 'A' (REIT)	Bank of America Merrill Lynch	(6,407)
52,531	American Homes 4 Rent 'A' (REIT)	Barclays Bank	2,627
10,312	American Homes 4 Rent 'A' (REIT)	Goldman Sachs	3,506
(30,158)	American Homes 4 Rent 'A' (REIT)	Goldman Sachs	(10,254)
(23,748)	American Homes 4 Rent 'A' (REIT)	HSBC	(51,771)
(6,295)	American Homes 4 Rent 'A' (REIT)	Morgan Stanley	(315)
(11,198)	American International Group Inc	Bank of America Merrill Lynch	(3,583)
(40,780)	American International Group Inc	Barclays Bank	816
(31,666)	American International Group Inc	Goldman Sachs	(10,133)
4,306	American International Group Inc	Goldman Sachs	1,378
(9,205)	American International Group Inc	HSBC	(15,925)
(9,020)	American International Group Inc	Morgan Stanley	180
2,168	American National Bankshares Inc	Bank of America Merrill Lynch	(1,691)
1,779	American National Bankshares Inc	Barclays Bank	(2,295)
7,358	American National Bankshares Inc	Goldman Sachs	(5,739)
906	American National Bankshares Inc	HSBC	36
(6,099)	American Outdoor Brands Inc	Barclays Bank	(4,056)
2,941	American Public Education Inc	Barclays Bank	1,118

保有高	銘柄	取引相手	未実現純評価益 ／(損) (米ドル)
米国 (続き)			
8,487	American Public Education Inc	HSBC	(2,270)
15,897	American Public Education Inc	Morgan Stanley	3,804
(2,026)	American Realty Investors Inc	Barclays Bank	213
(40,873)	American Software Inc ' A'	Barclays Bank	7,766
(20,249)	American Software Inc ' A'	Goldman Sachs	63,177
(1,643)	American Software Inc ' A'	HSBC	3,992
(17,350)	American States Water Co	Barclays Bank	36,435
(36,764)	American States Water Co	Goldman Sachs	14,338
(5,094)	American States Water Co	HSBC	(30,972)
5,966	American Superconductor Corp	Bank of America Merrill Lynch	(1,909)
4,627	American Superconductor Corp	HSBC	925
4,483	American Superconductor Corp	Morgan Stanley	(403)
997	American Tower Corp (REIT)	Goldman Sachs	(2,662)
(1,632)	American Tower Corp (REIT)	Goldman Sachs	4,357
(1,729)	American Tower Corp (REIT)	HSBC	(24,016)
6,364	American Vanguard Corp	Barclays Bank	(3,627)
18,104	American Vanguard Corp	Goldman Sachs	(7,966)
(3,534)	American Water Works Co Inc	Bank of America Merrill Lynch	(8,164)
(8,686)	American Water Works Co Inc	Barclays Bank	(956)
(18,265)	American Water Works Co Inc	Goldman Sachs	(42,192)
(8,604)	American Water Works Co Inc	HSBC	(73,478)
(10,008)	American Water Works Co Inc	Morgan Stanley	(1,101)
18,276	American Well Corp ' A'	Bank of America Merrill Lynch	(13,159)
61,204	American Well Corp ' A'	Barclays Bank	(17,137)
32,238	American Well Corp ' A'	Goldman Sachs	(23,211)
12,173	American Well Corp ' A'	HSBC	(1,217)
(5,591)	American Woodmark Corp	Barclays Bank	7,771
(16,098)	American Woodmark Corp	Goldman Sachs	15,132
(2,338)	American Woodmark Corp	HSBC	(15,898)
(707)	America's Car-Mart Inc	Bank of America Merrill Lynch	(262)
(2,701)	America's Car-Mart Inc	Barclays Bank	2,674
(1,729)	America's Car-Mart Inc	Goldman Sachs	(974)
(1,058)	America's Car-Mart Inc	HSBC	(741)
(34,152)	Americold Realty Trust Inc	Barclays Bank	(5,806)
(43,884)	Americold Realty Trust Inc	Goldman Sachs	(8,338)
(28,902)	Americold Realty Trust Inc	HSBC	(6,936)
(590)	Ameriprise Financial Inc	Bank of America Merrill Lynch	(6)
(6,379)	Ameriprise Financial Inc	Barclays Bank	44,589
(895)	Ameriprise Financial Inc	Goldman Sachs	(9)
(513)	Ameriprise Financial Inc	HSBC	(1,631)
(7,780)	Ameriprise Financial Inc	Morgan Stanley	54,382
(4,826)	AMERISAFE Inc	Barclays Bank	(3,909)
20,128	AmerisourceBergen Corp	Barclays Bank	54,346
19,818	AmerisourceBergen Corp	Goldman Sachs	289,937
11,358	AmerisourceBergen Corp	Morgan Stanley	30,667

保有高	銘柄	取引相手	未実現純評価益 ／(損) (米ドル)
米国 (続き)			
(7,958)	Ames National Corp	Bank of America Merrill Lynch	(1,592)
(12,370)	Ames National Corp	Barclays Bank	(371)
(17,733)	Ames National Corp	Goldman Sachs	(3,547)
(635)	Ames National Corp	HSBC	(165)
(4,150)	Ames National Corp	Morgan Stanley	(125)
639	AMETEK Inc	Bank of America Merrill Lynch	688
14,276	AMETEK Inc	Barclays Bank	(39,973)
5,378	AMETEK Inc	Goldman Sachs	1,398
7,688	AMETEK Inc	HSBC	12,159
551	AMETEK Inc	Morgan Stanley	(1,543)
7,184	Amgen Inc	Goldman Sachs	(21,336)
(716)	Amgen Inc	HSBC	8,420
(2,802)	Amicus Therapeutics Inc	Bank of America Merrill Lynch	(294)
(21,893)	Amicus Therapeutics Inc	Barclays Bank	(4,926)
(7,183)	Amicus Therapeutics Inc	Goldman Sachs	(754)
(29,281)	Amicus Therapeutics Inc	HSBC	(29,427)
(14,644)	Amicus Therapeutics Inc	Morgan Stanley	(3,295)
20,864	Amkor Technology Inc	Barclays Bank	(18,986)
34,241	Amkor Technology Inc	Goldman Sachs	(60,949)
16,665	Amkor Technology Inc	HSBC	69,826
(3,731)	Amkor Technology Inc	HSBC	7,147
7,487	Amkor Technology Inc	Morgan Stanley	(6,813)
(52,634)	AMMO Inc	Bank of America Merrill Lynch	13,685
(59,140)	AMMO Inc	Barclays Bank	2,957
(21,661)	AMMO Inc	Goldman Sachs	5,632
(16,911)	AMMO Inc	HSBC	18,433
(99,972)	AMMO Inc	Morgan Stanley	4,999
(1,172)	AMN Healthcare Services Inc	Bank of America Merrill Lynch	(984)
7,521	AMN Healthcare Services Inc	Barclays Bank	(22,488)
(376)	AMN Healthcare Services Inc	Barclays Bank	1,124
(698)	AMN Healthcare Services Inc	Goldman Sachs	(586)
571	AMN Healthcare Services Inc	HSBC	4,861
485	AMN Healthcare Services Inc	Morgan Stanley	(1,450)
(1,136)	AMN Healthcare Services Inc	Morgan Stanley	3,397
34,890	Amneal Pharmaceuticals Inc	Barclays Bank	5,234
37,569	Amneal Pharmaceuticals Inc	Goldman Sachs	7,889
27,241	Amneal Pharmaceuticals Inc	HSBC	4,903
7,057	Amphastar Pharmaceuticals Inc	Barclays Bank	4,164
7,268	Amphastar Pharmaceuticals Inc	Goldman Sachs	7,268
2,531	Amphastar Pharmaceuticals Inc	HSBC	2,495
2,841	Amphastar Pharmaceuticals Inc	Morgan Stanley	1,676
(53,495)	Amphenol Corp ' A '	Barclays Bank	142,297
(17,621)	Amphenol Corp ' A '	Goldman Sachs	40,176
(11,084)	Amphenol Corp ' A '	HSBC	(16,293)
(40,815)	Amphenol Corp ' A '	Morgan Stanley	108,568

保有高	銘柄	取引相手	未実現純評価益 ／(損) (米ドル)
米国 (続き)			
8,665	Amplify Energy Corp	Barclays Bank	(2,426)
(12,564)	Amplitude Inc ' A'	Bank of America Merrill Lynch	11,810
(11,451)	Amplitude Inc ' A'	Goldman Sachs	10,764
(5,639)	Amylyx Pharmaceuticals Inc	HSBC	(26,314)
(729)	Amylyx Pharmaceuticals Inc	Morgan Stanley	(1,582)
(24,081)	Amyris Inc	Bank of America Merrill Lynch	20,469
25,368	Amyris Inc	Barclays Bank	(9,386)
(87)	Amyris Inc	Barclays Bank	32
15,198	Amyris Inc	Goldman Sachs	(12,918)
14,037	Amyris Inc	HSBC	(14,458)
728	Analog Devices Inc	Bank of America Merrill Lynch	1,194
26,817	Analog Devices Inc	Barclays Bank	(125,713)
18,208	Analog Devices Inc	Goldman Sachs	(29,873)
4,857	Analog Devices Inc	HSBC	46,080
9,291	Analog Devices Inc	Morgan Stanley	(46,641)
(11,164)	AnaptysBio Inc	Goldman Sachs	22,998
(5,208)	AnaptysBio Inc	HSBC	8,697
(1,054)	AnaptysBio Inc	Morgan Stanley	42
(13,643)	Anavex Life Sciences Corp	Barclays Bank	35,063
(13,217)	Anavex Life Sciences Corp	Goldman Sachs	68,728
(4,540)	Anavex Life Sciences Corp	Morgan Stanley	11,668
12,168	Andersons Inc	Barclays Bank	(1,825)
6,445	Andersons Inc	Goldman Sachs	(1,096)
(12,732)	AngioDynamics Inc	Barclays Bank	26,483
(1,023)	AngioDynamics Inc	HSBC	1,800
8,900	Angion Biomedica Corp	Bank of America Merrill Lynch	239
3,617	Angion Biomedica Corp	Barclays Bank	97
2,845	Angion Biomedica Corp	Morgan Stanley	76
(258)	ANI Pharmaceuticals Inc	Bank of America Merrill Lynch	(1,107)
(8,222)	ANI Pharmaceuticals Inc	Barclays Bank	(5,920)
(10,793)	ANI Pharmaceuticals Inc	Goldman Sachs	(46,302)
(720)	ANI Pharmaceuticals Inc	HSBC	(1,894)
(753)	ANI Pharmaceuticals Inc	Morgan Stanley	(542)
2,440	Anika Therapeutics Inc	Bank of America Merrill Lynch	(4,172)
3,999	Anika Therapeutics Inc	Barclays Bank	(4,999)
1,866	Anika Therapeutics Inc	Goldman Sachs	(3,191)
1,449	Anika Therapeutics Inc	HSBC	3,144
5,545	Anika Therapeutics Inc	Morgan Stanley	(6,931)
(13,383)	Annaly Capital Management Inc (REIT)	Bank of America Merrill Lynch	(2,642)
(17,490)	Annaly Capital Management Inc (REIT)	Goldman Sachs	(10,115)
(25,037)	Annaly Capital Management Inc (REIT)	Morgan Stanley	(5,040)
7,036	Annexon Inc	Barclays Bank	1,407
6,060	Annexon Inc	Goldman Sachs	(1,818)
1,585	Annexon Inc	HSBC	507
1,425	Annexon Inc	Morgan Stanley	285

保有高	銘柄	取引相手	未実現純評価益 ／(損) (米ドル)
	米国 (続き)		
3,690	ANSYS Inc	Barclays Bank	(4,207)
6,238	ANSYS Inc	Goldman Sachs	(70,614)
(3,462)	Anterix Inc	Barclays Bank	11,840
(5,970)	Anterix Inc	Goldman Sachs	22,268
(1,954)	Anterix Inc	HSBC	7,249
(41,596)	Antero Midstream Corp	Bank of America Merrill Lynch	3,807
(118,312)	Antero Midstream Corp	Barclays Bank	1,183
(15,399)	Antero Midstream Corp	Goldman Sachs	1,540
(178,538)	Antero Midstream Corp	HSBC	(8,926)
(61,284)	Antero Midstream Corp	Morgan Stanley	613
(15,948)	Antero Resources Corp	Bank of America Merrill Lynch	8,133
3,207	Antero Resources Corp	Bank of America Merrill Lynch	(1,636)
(5,393)	Antero Resources Corp	Barclays Bank	(1,186)
13,371	Antero Resources Corp	Barclays Bank	2,942
(4,685)	Antero Resources Corp	Goldman Sachs	2,389
(765)	Antero Resources Corp	HSBC	372
(3,524)	Antero Resources Corp	Morgan Stanley	(775)
2,567	Anywhere Real Estate Inc	Goldman Sachs	88
21,212	Anywhere Real Estate Inc	HSBC	2,526
12,134	Anywhere Real Estate Inc	Morgan Stanley	3,640
1,305	Aon Plc ' A'	Bank of America Merrill Lynch	14,042
4,319	Aon Plc ' A'	Barclays Bank	(4,924)
1,822	Aon Plc ' A'	Goldman Sachs	18,958
(433)	Aon Plc ' A'	HSBC	(6,872)
104	Aon Plc ' A'	HSBC	1,650
(1,728)	Aon Plc ' A'	Morgan Stanley	1,970
1,750	Aon Plc ' A'	Morgan Stanley	(1,995)
765	APA Corp	Bank of America Merrill Lynch	621
(1,818)	APA Corp	Goldman Sachs	3,691
18,303	APA Corp	Goldman Sachs	(37,155)
494	APA Corp	Morgan Stanley	(380)
4,267	Apartment Income Corp (REIT)	Bank of America Merrill Lynch	(555)
(57,204)	Apartment Income Corp (REIT)	Barclays Bank	2,288
3,708	Apartment Income Corp (REIT)	Barclays Bank	(148)
(46,809)	Apartment Income Corp (REIT)	Goldman Sachs	6,085
9,431	Apartment Income Corp (REIT)	Goldman Sachs	(84)
(12,930)	Apartment Income Corp (REIT)	HSBC	(6,724)
5,498	Apartment Income Corp (REIT)	HSBC	4,776
(10,269)	Apartment Income Corp (REIT)	Morgan Stanley	411
10,175	Apartment Income Corp (REIT)	Morgan Stanley	(407)
(8,197)	Apartment Investment and Management Co ' A' (REIT)	Bank of America Merrill Lynch	(402)
(34,766)	Apartment Investment and Management Co ' A' (REIT)	Barclays Bank	3,129
(17,859)	Apartment Investment and Management Co ' A' (REIT)	Goldman Sachs	(3,522)

保有高	銘柄	取引相手	未実現純評価益 ／(損) (米ドル)
米国 (続き)			
(3,419)	Apartment Investment and Management Co ' A' (REIT)	HSBC	149
(2,725)	Apellis Pharmaceuticals Inc	Bank of America Merrill Lynch	(12,385)
(4,837)	Apellis Pharmaceuticals Inc	Barclays Bank	(10,521)
2,563	Apellis Pharmaceuticals Inc	Goldman Sachs	11,649
(1,108)	Apellis Pharmaceuticals Inc	Goldman Sachs	(5,036)
(3,543)	Apellis Pharmaceuticals Inc	HSBC	(14,331)
4,257	Apellis Pharmaceuticals Inc	HSBC	17,220
(1,958)	Apellis Pharmaceuticals Inc	Morgan Stanley	(4,259)
(1,166)	API Group Corp	Bank of America Merrill Lynch	408
(40,171)	API Group Corp	Barclays Bank	16,069
(29,000)	API Group Corp	Goldman Sachs	10,150
(12,877)	API Group Corp	Morgan Stanley	5,151
3,825	Apogee Enterprises Inc	Bank of America Merrill Lynch	612
7,878	Apogee Enterprises Inc	Barclays Bank	(7,599)
9,337	Apogee Enterprises Inc	Goldman Sachs	1,063
1,464	Apogee Enterprises Inc	HSBC	3,675
4,972	Apogee Enterprises Inc	Morgan Stanley	(5,022)
(1,581)	Apollo Commercial Real Estate Finance Inc (REIT)	Bank of America Merrill Lynch	(210)
(84,768)	Apollo Commercial Real Estate Finance Inc (REIT)	Goldman Sachs	10,172
(47,900)	Apollo Commercial Real Estate Finance Inc (REIT)	HSBC	(25,387)
(357)	Apollo Global Management Inc	Bank of America Merrill Lynch	(587)
(8,861)	Apollo Global Management Inc	Barclays Bank	(17,545)
(31,402)	Apollo Global Management Inc	Goldman Sachs	(69,084)
(19,781)	Apollo Global Management Inc	HSBC	(59,937)
(1,719)	Apollo Medical Holdings Inc	Barclays Bank	327
(9,052)	Apollo Medical Holdings Inc	Goldman Sachs	52,864
7,716	Appfolio Inc ' A'	Goldman Sachs	(90,046)
2,976	Appfolio Inc ' A'	HSBC	(12,708)
(1,696)	Appian Corp ' A'	Bank of America Merrill Lynch	7,852
(19,481)	Appian Corp ' A'	Barclays Bank	(12,273)
3,077	Appian Corp ' A'	Barclays Bank	(1,161)
720	Appian Corp ' A'	Goldman Sachs	(36)
(3,246)	Appian Corp ' A'	HSBC	(6,297)
(2,771)	Appian Corp ' A'	Morgan Stanley	(1,746)
(25,578)	Apple Hospitality Inc (REIT)	Bank of America Merrill Lynch	(9,208)
13,173	Apple Hospitality Inc (REIT)	Bank of America Merrill Lynch	4,742
62,684	Apple Hospitality Inc (REIT)	Barclays Bank	(13,164)
50,567	Apple Hospitality Inc (REIT)	Goldman Sachs	19,616
(4,883)	Apple Hospitality Inc (REIT)	HSBC	(4,199)
12,324	Apple Hospitality Inc (REIT)	HSBC	10,599
(23,580)	Apple Hospitality Inc (REIT)	Morgan Stanley	4,952
48,066	Apple Hospitality Inc (REIT)	Morgan Stanley	(10,027)
(23,115)	Apple Inc	Barclays Bank	190,236

保有高	銘柄	取引相手	未実現純評価益 ／(損) (米ドル)
米国 (続き)			
(288)	Apple Inc	HSBC	2,330
7,171	Applied Industrial Technologies Inc	Barclays Bank	(11,689)
13,691	Applied Industrial Technologies Inc	Goldman Sachs	(12,870)
(804)	Applied Materials Inc	Bank of America Merrill Lynch	5,925
(3,582)	Applied Materials Inc	Barclays Bank	14,149
(36,332)	Applied Materials Inc	Goldman Sachs	267,767
(14,661)	Applied Materials Inc	HSBC	(82,541)
(2,858)	Applied Materials Inc	Morgan Stanley	11,289
23,248	Applied Molecular Transport Inc	Bank of America Merrill Lynch	(4,231)
10,154	Applied Molecular Transport Inc	Barclays Bank	241
6,801	Applied Molecular Transport Inc	Goldman Sachs	(1,238)
7,008	Applied Molecular Transport Inc	Morgan Stanley	166
38,650	Applied Optoelectronics Inc	Barclays Bank	(6,957)
24,430	Applied Optoelectronics Inc	Goldman Sachs	(6,108)
18,087	Applied Optoelectronics Inc	HSBC	(904)
9,184	Applied Optoelectronics Inc	Morgan Stanley	(1,653)
(48,232)	AppLovin Corp ' A'	Bank of America Merrill Lynch	98,876
(3,736)	AppLovin Corp ' A'	Barclays Bank	1,831
(7,088)	AptarGroup Inc	Bank of America Merrill Lynch	18,145
(2,706)	AptarGroup Inc	Barclays Bank	10,472
(34,034)	AptarGroup Inc	Goldman Sachs	87,127
(18,456)	AptarGroup Inc	HSBC	(31,810)
(7,637)	AptarGroup Inc	Morgan Stanley	29,555
14,769	Aptiv Plc	Barclays Bank	(49,273)
3,443	Aptiv Plc	HSBC	7,712
(6,122)	Apyx Medical Corp	Barclays Bank	(1,837)
(8,089)	Apyx Medical Corp	Goldman Sachs	324
(6,394)	Aqua Metals Inc	Bank of America Merrill Lynch	191
(63,743)	Aqua Metals Inc	Morgan Stanley	(1,218)
20,009	Aramark	Barclays Bank	5,602
36,280	Aramark	Goldman Sachs	1,814
24,399	Arbor Realty Trust Inc (REIT)	Bank of America Merrill Lynch	8,177
16,807	Arbor Realty Trust Inc (REIT)	Barclays Bank	(504)
60,971	Arbor Realty Trust Inc (REIT)	Goldman Sachs	(14,023)
4,192	Arbor Realty Trust Inc (REIT)	HSBC	(71)
12,583	Arbor Realty Trust Inc (REIT)	Morgan Stanley	(377)
(18,051)	Arbutus Biopharma Corp	Barclays Bank	3,971
(13,043)	Arbutus Biopharma Corp	HSBC	261
39,295	ARC Document Solutions Inc	Bank of America Merrill Lynch	(1,572)
6,989	ArcBest Corp	HSBC	34,665
(14,888)	Arcellx Inc	Goldman Sachs	21,439
(29,701)	Arch Capital Group Ltd	Barclays Bank	(23,167)
(32,944)	Arch Capital Group Ltd	Goldman Sachs	(77,419)
(19,800)	Arch Capital Group Ltd	Morgan Stanley	(15,444)
(34,414)	Archer Aviation Inc ' A'	Goldman Sachs	14,282

保有高	銘柄	取引相手	未実現純評価益 ／(損) (米ドル)
米国 (続き)			
10,749	Archer-Daniels-Midland Co	Barclays Bank	(17,413)
(3,413)	Archer-Daniels-Midland Co	Barclays Bank	5,529
1,939	Archer-Daniels-Midland Co	Morgan Stanley	(3,141)
33,697	Archrock Inc	Goldman Sachs	(11,794)
16,991	Archrock Inc	HSBC	(3,738)
17,302	Archrock Inc	Morgan Stanley	(1,384)
(5,105)	Arconic Corp	Bank of America Merrill Lynch	(11,364)
(4,810)	Arconic Corp	Barclays Bank	(3,638)
(4,126)	Arconic Corp	Goldman Sachs	(5,322)
(1,243)	Arconic Corp	HSBC	(3,876)
(1,492)	Arconic Corp	Morgan Stanley	(1,716)
(15,194)	Arcosa Inc	Barclays Bank	15,650
(617)	Arcosa Inc	HSBC	1,089
(5,734)	Arcturus Therapeutics Holdings Inc	HSBC	18,201
2,749	Arcus Biosciences Inc	Goldman Sachs	3,271
3,262	Arcus Biosciences Inc	HSBC	21,366
479	Arcus Biosciences Inc	Morgan Stanley	1,950
195	Arcutis Biotherapeutics Inc	Goldman Sachs	(435)
9,189	Arcutis Biotherapeutics Inc	HSBC	(13,692)
(5,094)	Ardagh Group SA*	Barclays Bank	88,355
(10,777)	Ardagh Group SA*	Goldman Sachs	186,927
(13,020)	Ardagh Group SA*	HSBC	225,832
21,638	Ardagh Metal Packaging SA	Bank of America Merrill Lynch	(1,515)
23,505	Ardagh Metal Packaging SA	Barclays Bank	(705)
42,529	Ardagh Metal Packaging SA	Goldman Sachs	(2,977)
50,751	Ardagh Metal Packaging SA	HSBC	(10,150)
12,297	Ardagh Metal Packaging SA	Morgan Stanley	(369)
(114,728)	Ardelyx Inc	Goldman Sachs	(58,511)
1,020	Ardmore Shipping Corp	Barclays Bank	(143)
61,595	Ardmore Shipping Corp	Goldman Sachs	61,595
3,254	Ardmore Shipping Corp	HSBC	2,733
(64,034)	Ares Commercial Real Estate Corp (REIT)	Barclays Bank	640
(96,527)	Ares Commercial Real Estate Corp (REIT)	Goldman Sachs	4,885
(29,115)	Ares Commercial Real Estate Corp (REIT)	HSBC	(9,317)
(3,091)	Ares Commercial Real Estate Corp (REIT)	Morgan Stanley	31
1,576	Ares Management Corp 'A'	Barclays Bank	(1,056)
(16,793)	Ares Management Corp 'A'	Goldman Sachs	41,479
(8,534)	Ares Management Corp 'A'	HSBC	18,945
(5,314)	Argan Inc	Bank of America Merrill Lynch	(1,382)
(6,968)	Argan Inc	Barclays Bank	(1,881)
(5,071)	Argan Inc	Goldman Sachs	(1,318)
(5,917)	Argan Inc	HSBC	(17,337)
(3,369)	Argan Inc	Morgan Stanley	(910)
1,221	Argo Group International Holdings Ltd	Barclays Bank	37
6,599	Argo Group International Holdings Ltd	Goldman Sachs	2,508

保有高	銘柄	取引相手	未実現純評価益 ／(損) (米ドル)
米国 (続き)			
2,752	Argo Group International Holdings Ltd	HSBC	5,017
1,563	Argo Group International Holdings Ltd	Morgan Stanley	47
(9,188)	Arhaus Inc	Goldman Sachs	(3,583)
(1,637)	Arhaus Inc	Morgan Stanley	(949)
(30,114)	Aris Water Solution Inc ' A'	Bank of America Merrill Lynch	49,086
(7,674)	Aris Water Solution Inc ' A'	Goldman Sachs	12,509
(6,496)	Aris Water Solution Inc ' A'	Morgan Stanley	909
(1,893)	Arista Networks Inc	Bank of America Merrill Lynch	(3,729)
(452)	Arista Networks Inc	Barclays Bank	642
(3,640)	Arista Networks Inc	Goldman Sachs	(6,373)
(17,499)	Arista Networks Inc	HSBC	(96,419)
(3,579)	Arista Networks Inc	Morgan Stanley	5,082
(12,473)	Arko Corp	Goldman Sachs	(499)
(26,896)	Arko Corp	HSBC	2,959
25,616	Arlo Technologies Inc	Barclays Bank	(8,581)
26,556	Arlo Technologies Inc	Goldman Sachs	(15,535)
22,732	Arlo Technologies Inc	HSBC	(24,437)
5,943	Arlo Technologies Inc	Morgan Stanley	(1,991)
86,235	Armada Hoffler Properties Inc (REIT)	Barclays Bank	(37,081)
42,837	Armada Hoffler Properties Inc (REIT)	Goldman Sachs	(15,850)
15,502	Armada Hoffler Properties Inc (REIT)	HSBC	7,906
(92,256)	ARMOUR Residential Inc (REIT)	Bank of America Merrill Lynch	(5,535)
(98,057)	ARMOUR Residential Inc (REIT)	Barclays Bank	(5,883)
(27,224)	ARMOUR Residential Inc (REIT)	Goldman Sachs	(1,633)
(70,891)	ARMOUR Residential Inc (REIT)	Morgan Stanley	(4,253)
(7,653)	Armstrong World Industries Inc	Barclays Bank	17,755
1,723	Armstrong World Industries Inc	Barclays Bank	(3,997)
(6,826)	Armstrong World Industries Inc	Goldman Sachs	19,591
4,875	Armstrong World Industries Inc	Goldman Sachs	(7,298)
(15,699)	Armstrong World Industries Inc	HSBC	29,671
(3,204)	Armstrong World Industries Inc	Morgan Stanley	7,433
2,022	Armstrong World Industries Inc	Morgan Stanley	(4,691)
(16,674)	Array Technologies Inc	Barclays Bank	14,006
(6,645)	Array Technologies Inc	HSBC	(25,251)
(2,939)	Arrow Electronics Inc	Barclays Bank	15,518
13,644	Arrow Electronics Inc	Goldman Sachs	(98,373)
(1,784)	Arrow Electronics Inc	Goldman Sachs	6,600
(8,887)	Arrow Electronics Inc	HSBC	50,919
9,486	Arrow Electronics Inc	Morgan Stanley	(50,086)
(3,135)	Arrow Electronics Inc	Morgan Stanley	13,829
(1,719)	Arrow Financial Corp	Bank of America Merrill Lynch	309
(10,954)	Arrow Financial Corp	Barclays Bank	6,244
(8,159)	Arrow Financial Corp	Goldman Sachs	1,469
(8,247)	Arrow Financial Corp	HSBC	(6,268)
(599)	Arrow Financial Corp	Morgan Stanley	341

保有高	銘柄	取引相手	未実現純評価益 ／(損) (米ドル)
米国 (続き)			
993	Arrowhead Pharmaceuticals Inc	Bank of America Merrill Lynch	1,628
(27,181)	Arrowhead Pharmaceuticals Inc	Barclays Bank	(39,412)
(13,690)	Arrowhead Pharmaceuticals Inc	Goldman Sachs	36,415
(6,622)	Arrowhead Pharmaceuticals Inc	HSBC	15,231
1,955	Arrowhead Pharmaceuticals Inc	HSBC	(4,497)
2,541	Arrowhead Pharmaceuticals Inc	Morgan Stanley	3,684
19,985	ARS Pharmaceuticals Inc	Barclays Bank	(2,998)
15,252	ARS Pharmaceuticals Inc	Goldman Sachs	(5,338)
6,313	ARS Pharmaceuticals Inc	HSBC	1,768
(935)	Arteris Inc	Bank of America Merrill Lynch	636
(24,886)	Arteris Inc	Barclays Bank	16,425
(4,322)	Arteris Inc	Goldman Sachs	2,939
9,224	Artesian Resources Corp ' A'	Morgan Stanley	(30,531)
4,608	Arthur J Gallagher & Co	Barclays Bank	(6,728)
(9,760)	Arthur J Gallagher & Co	Goldman Sachs	(77,982)
1,399	Arthur J Gallagher & Co	Goldman Sachs	8,472
812	Arthur J Gallagher & Co	HSBC	4,476
(9,258)	Artisan Partners Asset Management Inc ' A'	Bank of America Merrill Lynch	(1,018)
(18,838)	Artisan Partners Asset Management Inc ' A'	Barclays Bank	6,782
(12,541)	Artisan Partners Asset Management Inc ' A'	Goldman Sachs	(1,364)
(17,962)	Artisan Partners Asset Management Inc ' A'	HSBC	(51,276)
(8,737)	Artisan Partners Asset Management Inc ' A'	Morgan Stanley	3,145
8,952	Artivion Inc	Goldman Sachs	(4,566)
2,543	Arvinas Inc	Bank of America Merrill Lynch	(46,130)
5,107	Arvinas Inc	Barclays Bank	(8,171)
1,193	Arvinas Inc	Goldman Sachs	(21,641)
3,572	Arvinas Inc	Morgan Stanley	(5,715)
3,147	Asana Inc ' A'	Bank of America Merrill Lynch	(15,231)
(5,180)	Asana Inc ' A'	Barclays Bank	1,865
1,455	Asana Inc ' A'	Barclays Bank	(524)
3,261	Asana Inc ' A'	Goldman Sachs	(15,783)
8,646	Asana Inc ' A'	HSBC	(605)
2,867	Asana Inc ' A'	Morgan Stanley	(1,032)
(821)	Asbury Automotive Group Inc	Bank of America Merrill Lynch	(356)
(614)	Asbury Automotive Group Inc	Barclays Bank	(344)
(3,934)	Asbury Automotive Group Inc	Goldman Sachs	(1,000)
(3,136)	Asbury Automotive Group Inc	HSBC	(12,480)
(2,044)	Asbury Automotive Group Inc	Morgan Stanley	(271)
(11,680)	Ascent Global Logistics Inc	Bank of America Merrill Lynch	117
(16,747)	Ascent Global Logistics Inc	Goldman Sachs	17
(3,298)	Ascent Global Logistics Inc	HSBC	—
(9,988)	Ascent Global Logistics Inc π	Morgan Stanley	—
(95,171)	Asensus Surgical Inc	Bank of America Merrill Lynch	6,329
(52,019)	Asensus Surgical Inc	Barclays Bank	1,176
315	ASGN Inc	Bank of America Merrill Lynch	(992)

保有高	銘柄	取引相手	未実現純評価益 ／(損) (米ドル)
	米国 (続き)		
6,622	ASGN Inc	Barclays Bank	(25,561)
13,112	ASGN Inc	Goldman Sachs	(41,303)
669	ASGN Inc	Morgan Stanley	(2,582)
1,249	Ashland Inc	Bank of America Merrill Lynch	(741)
1,951	Ashland Inc	Barclays Bank	(2,907)
2,176	Ashland Inc	Goldman Sachs	(1,973)
6,181	Ashland Inc	HSBC	2,199
11,049	Ashland Inc	Morgan Stanley	(16,323)
(8,729)	Aspen Aerogels Inc	Barclays Bank	13,705
(8,966)	Aspen Aerogels Inc	Goldman Sachs	28,602
(8,795)	Aspen Aerogels Inc	HSBC	16,593
(5,738)	Aspen Group Inc	Bank of America Merrill Lynch	125
(19,979)	Aspen Group Inc	Barclays Bank	(659)
(7,454)	Aspen Group Inc	Morgan Stanley	(246)
723	Aspen Technology Inc	Bank of America Merrill Lynch	3,507
(1,734)	Aspen Technology Inc	Barclays Bank	24,276
(3,736)	Aspen Technology Inc	Goldman Sachs	88,132
(688)	Aspen Technology Inc	Morgan Stanley	9,632
35,928	Assembly Biosciences Inc	Barclays Bank	(4,311)
8,786	Assembly Biosciences Inc	Goldman Sachs	(703)
11,413	Assembly Biosciences Inc	HSBC	(685)
13,411	Assembly Biosciences Inc	Morgan Stanley	(1,609)
24,551	AssetMark Financial Holdings Inc	Barclays Bank	2,455
16,984	Associated Banc-Corp	Bank of America Merrill Lynch	679
(28,639)	Associated Banc-Corp	Barclays Bank	22,625
74,720	Associated Banc-Corp	Barclays Bank	(58,417)
(20,427)	Associated Banc-Corp	Goldman Sachs	(817)
39,261	Associated Banc-Corp	Goldman Sachs	1,494
9,238	Associated Banc-Corp	HSBC	(5,635)
6,138	Associated Banc-Corp	Morgan Stanley	(4,276)
(2,751)	Associated Capital Group Inc 'A'	Bank of America Merrill Lynch	4,677
(2,355)	Associated Capital Group Inc 'A'	HSBC	2,402
(9,603)	Assurant Inc	Morgan Stanley	26,312
4,969	Assured Guaranty Ltd	Bank of America Merrill Lynch	27,479
(371)	Assured Guaranty Ltd	Bank of America Merrill Lynch	(2,052)
939	Assured Guaranty Ltd	Goldman Sachs	5,193
34,135	Assured Guaranty Ltd	HSBC	188,084
(570)	Assured Guaranty Ltd	HSBC	(3,141)
4,302	Assured Guaranty Ltd	Morgan Stanley	12,949
(736)	Assured Guaranty Ltd	Morgan Stanley	(2,215)
1,910	Astec Industries Inc	Bank of America Merrill Lynch	(1,280)
7,243	Astec Industries Inc	Barclays Bank	2,318
13,359	Astec Industries Inc	Goldman Sachs	(8,951)
13,182	Astec Industries Inc	HSBC	(16,741)
1,626	Astec Industries Inc	Morgan Stanley	520

保有高	銘柄	取引相手	未実現純評価益 ／(損) (米ドル)
	米国 (続き)		
28,956	Astra Space Inc	HSBC	(2,177)
37,092	Astra Space Inc	Morgan Stanley	564
10,606	Astronics Corp	Bank of America Merrill Lynch	(10,288)
19,306	Astronics Corp	Barclays Bank	(7,143)
15,759	Astronics Corp	Goldman Sachs	(15,286)
9,829	Astronics Corp	HSBC	(2,457)
12,445	Astronics Corp	Morgan Stanley	(4,605)
(12,258)	Asure Software Inc	Barclays Bank	(123)
(3,796)	Asure Software Inc	HSBC	(5,125)
(3,555)	Asure Software Inc	Morgan Stanley	(36)
(53,528)	AT&T Inc	Barclays Bank	6,156
(90,735)	AT&T Inc	Goldman Sachs	12,249
(75,049)	AT&T Inc	HSBC	(23,640)
(17,626)	AT&T Inc	Morgan Stanley	2,027
12,527	Atara Biotherapeutics Inc	Barclays Bank	501
25,169	Atara Biotherapeutics Inc	Goldman Sachs	(19,128)
9,690	Atara Biotherapeutics Inc	HSBC	(6,299)
15,420	Atea Pharmaceuticals Inc	Barclays Bank	(1,696)
(13,463)	Athira Pharma Inc	Goldman Sachs	3,164
3,169	ATI Inc	Bank of America Merrill Lynch	(856)
18,195	ATI Inc	Barclays Bank	(12,736)
3,518	ATI Inc	Goldman Sachs	(950)
25,986	ATI Inc	HSBC	(21,829)
(3,948)	Atkore Inc	Barclays Bank	23,846
7,288	Atkore Inc	Barclays Bank	(44,020)
(2,370)	Atkore Inc	Goldman Sachs	(21,851)
(1,248)	Atkore Inc	HSBC	583
2,746	Atkore Inc	HSBC	65,629
(13,670)	Atlantic Union Bankshares Corp	Barclays Bank	22,282
(22,539)	Atlantic Union Bankshares Corp	Goldman Sachs	22,314
(30,542)	Atlantic Union Bankshares Corp	HSBC	15,576
(40,425)	Atlantic Union Bankshares Corp	Morgan Stanley	65,893
(4,846)	Atlanticus Holdings Corp	Barclays Bank	(1,018)
(3,974)	Atlanticus Holdings Corp	Goldman Sachs	3,736
(3,326)	Atlanticus Holdings Corp	HSBC	(6,852)
(592)	Atlanticus Holdings Corp	Morgan Stanley	(124)
(9,362)	Atlas Air Worldwide Holdings Inc	Barclays Bank	655
(1,998)	Atlas Air Worldwide Holdings Inc	Goldman Sachs	(519)
(1,003)	Atlas Air Worldwide Holdings Inc	HSBC	(622)
11	Atlas Financial Holdings Inc π	Bank of America Merrill Lynch	—
(13,102)	Atlas Technical Consultants Inc	Bank of America Merrill Lynch	18,081
(32,489)	Atlas Technical Consultants Inc	Barclays Bank	22,417
(2,753)	Atlas Technical Consultants Inc	Morgan Stanley	1,900
306	Atlassian Corp Ltd 'A'	Bank of America Merrill Lynch	(5,759)
2,287	Atlassian Corp Ltd 'A'	Barclays Bank	13,768

保有高	銘柄	取引相手	未実現純評価益 ／(損) (米ドル)
米国 (続き)			
715	Atlassian Corp Ltd ' A'	Goldman Sachs	(347)
2,012	Atlassian Corp Ltd ' A'	Morgan Stanley	12,113
29,770	Atmos Energy Corp	Barclays Bank	58,647
19,507	Atmos Energy Corp	Goldman Sachs	154,105
11,604	ATN International Inc	Barclays Bank	(10,908)
(13,767)	Atomera Inc	Barclays Bank	964
(3,140)	Atomera Inc	Goldman Sachs	4,647
(7,257)	Atomera Inc	HSBC	9,144
(4,134)	Atomera Inc	Morgan Stanley	289
(10,019)	Atossa Therapeutics Inc	Goldman Sachs	566
(24,041)	Atossa Therapeutics Inc	HSBC	1,212
47,487	Atreca Inc ' A'	Barclays Bank	(2,137)
40,870	Atreca Inc ' A'	Goldman Sachs	(18,800)
2,897	AtriCure Inc	Barclays Bank	(7,127)
3,771	AtriCure Inc	Goldman Sachs	(15,876)
5,077	AtriCure Inc	HSBC	14,186
2,446	AtriCure Inc	Morgan Stanley	(6,017)
671	Atrion Corp	Morgan Stanley	(13,393)
(29,820)	Audacy Inc	Bank of America Merrill Lynch	2,684
(30,648)	Audacy Inc	Barclays Bank	533
(15,874)	Audacy Inc	Goldman Sachs	1,429
(7,892)	AudioEye Inc	Bank of America Merrill Lynch	4,696
(31,577)	Aurinia Pharmaceuticals Inc	Barclays Bank	(13,262)
(9,913)	Aurinia Pharmaceuticals Inc	Morgan Stanley	(4,163)
(14,255)	authID Inc	Barclays Bank	(549)
989	Autodesk Inc	Bank of America Merrill Lynch	(34,664)
(3,031)	Autodesk Inc	Barclays Bank	35,311
691	Autodesk Inc	Barclays Bank	1,437
615	Autodesk Inc	Goldman Sachs	(8,323)
2,335	Autodesk Inc	HSBC	(47,755)
1,232	Autodesk Inc	Morgan Stanley	(14,353)
313	Autoliv Inc	Bank of America Merrill Lynch	26
5,976	Autoliv Inc	Barclays Bank	(8,965)
2,376	Autoliv Inc	Goldman Sachs	(30)
8,360	Autoliv Inc	HSBC	14,797
422	Autoliv Inc	Morgan Stanley	(75)
3,701	Automatic Data Processing Inc	Bank of America Merrill Lynch	14,508
14,583	Automatic Data Processing Inc	Barclays Bank	(68,977)
945	Automatic Data Processing Inc	Goldman Sachs	3,704
(1,149)	AutoNation Inc	Bank of America Merrill Lynch	(1,092)
3,146	AutoNation Inc	Barclays Bank	5,159
(4,956)	AutoNation Inc	Barclays Bank	(8,128)
2,986	AutoNation Inc	Goldman Sachs	2,837
(3,177)	AutoNation Inc	Goldman Sachs	(3,018)
3	AutoZone Inc	Bank of America Merrill Lynch	401

保有高	銘柄	取引相手	未実現純評価益 ／(損) (米ドル)
米国 (続き)			
1,151	AutoZone Inc	Goldman Sachs	146,034
(4,127)	Avalo Therapeutics Inc	Bank of America Merrill Lynch	2,187
(4,532)	Avalo Therapeutics Inc	Barclays Bank	181
(909)	Avalo Therapeutics Inc	Goldman Sachs	482
(933)	Avalo Therapeutics Inc	HSBC	1,278
(7,078)	AvalonBay Communities Inc (REIT)	Barclays Bank	(2,548)
9,508	AvalonBay Communities Inc (REIT)	Barclays Bank	3,423
(22,245)	Avangrid Inc	Barclays Bank	8,676
(37,819)	Avangrid Inc	Goldman Sachs	(26,473)
4,431	Avangrid Inc	Goldman Sachs	104
5,308	Avangrid Inc	HSBC	6,085
(9,809)	Avanos Medical Inc	Bank of America Merrill Lynch	2,550
(17,206)	Avanos Medical Inc	Barclays Bank	9,463
(7,768)	Avanos Medical Inc	Goldman Sachs	2,020
(8,163)	Avanos Medical Inc	HSBC	(18,612)
(1,824)	Avanos Medical Inc	Morgan Stanley	1,003
(16,063)	Avantor Inc	Barclays Bank	(8,995)
15,847	Avantor Inc	Barclays Bank	8,874
(5,344)	Avantor Inc	Goldman Sachs	(2,405)
5,497	Avantor Inc	HSBC	3,354
50,028	Aveanna Healthcare Holdings Inc	Barclays Bank	(2,596)
32,200	Aveanna Healthcare Holdings Inc	Goldman Sachs	(5,503)
26,978	Aveanna Healthcare Holdings Inc	HSBC	(11,064)
5,787	Aveanna Healthcare Holdings Inc	Morgan Stanley	(300)
(4,851)	AVEO Pharmaceuticals Inc	Goldman Sachs	49
(25,617)	AvePoint Inc	Barclays Bank	3,586
(4,758)	AvePoint Inc	Goldman Sachs	1,998
(10,159)	AvePoint Inc	HSBC	(7,518)
(32,021)	AvePoint Inc	Morgan Stanley	4,483
7,867	Avery Dennison Corp	Barclays Bank	(39,886)
1,027	Avery Dennison Corp	Goldman Sachs	976
(994)	Avery Dennison Corp	Goldman Sachs	(944)
2,097	Avery Dennison Corp	HSBC	21,264
1,513	Avery Dennison Corp	Morgan Stanley	(7,671)
(3,673)	Aviat Networks Inc	Bank of America Merrill Lynch	(331)
(9,534)	Aviat Networks Inc	Barclays Bank	7,913
(7,019)	Aviat Networks Inc	Goldman Sachs	(632)
(5,161)	Aviat Networks Inc	HSBC	(7,329)
(1,741)	Aviat Networks Inc	Morgan Stanley	1,445
(22,422)	Avid Bioservices Inc	Barclays Bank	(4,036)
(17,488)	Avid Bioservices Inc	Goldman Sachs	12,766
(4,769)	Avid Bioservices Inc	HSBC	(6,772)
(706)	Avid Bioservices Inc	Morgan Stanley	(127)
(982)	Avid Technology Inc	Bank of America Merrill Lynch	1,159
(7,237)	Avid Technology Inc	Barclays Bank	11,217

保有高	銘柄	取引相手	未実現純評価益 ／(損) (米ドル)
	米国 (続き)		
(12,613)	Avid Technology Inc	Goldman Sachs	14,883
(3,254)	Avid Technology Inc	HSBC	(5,987)
1,148	Avidity Biosciences Inc	Bank of America Merrill Lynch	(2,916)
14,701	Avidity Biosciences Inc	Barclays Bank	(2,400)
15,040	Avidity Biosciences Inc	Goldman Sachs	(31,319)
3,222	Avidity Biosciences Inc	HSBC	(5,928)
12,058	Avidity Biosciences Inc	Morgan Stanley	(4,209)
2,562	AvidXchange Holdings Inc	Bank of America Merrill Lynch	(2,101)
13,914	AvidXchange Holdings Inc	Barclays Bank	4,592
21,693	AvidXchange Holdings Inc	Goldman Sachs	(17,788)
27,824	AvidXchange Holdings Inc	HSBC	12,799
7,407	AvidXchange Holdings Inc	Morgan Stanley	2,444
39,918	Avient Corp	Goldman Sachs	(20,757)
17,171	Avient Corp	HSBC	61,129
(296)	Avis Budget Group Inc	Bank of America Merrill Lynch	126
(2,971)	Avis Budget Group Inc	Goldman Sachs	46,140
(11,165)	Avita Medical Inc	Barclays Bank	9,044
(219)	Avita Medical Inc	Goldman Sachs	258
42,040	Avnet Inc	Barclays Bank	(64,321)
(9,902)	Avnet Inc	Barclays Bank	15,150
(7,515)	Avnet Inc	Goldman Sachs	14,654
21,917	Avrobio Inc	Barclays Bank	1,311
1,185	Avrobio Inc	Goldman Sachs	168
16,538	Avrobio Inc	HSBC	3,703
20,060	Avrobio Inc	Morgan Stanley	1,200
8,717	Axalta Coating Systems Ltd	Bank of America Merrill Lynch	(3,835)
(5,905)	Axalta Coating Systems Ltd	Bank of America Merrill Lynch	1,530
15,487	Axalta Coating Systems Ltd	Barclays Bank	(8,982)
(17,401)	Axalta Coating Systems Ltd	Barclays Bank	6,526
2,177	Axalta Coating Systems Ltd	Goldman Sachs	(958)
(7,248)	Axalta Coating Systems Ltd	Goldman Sachs	2,259
2,750	Axalta Coating Systems Ltd	HSBC	2,750
(10,452)	Axalta Coating Systems Ltd	HSBC	(4,179)
9,013	Axalta Coating Systems Ltd	Morgan Stanley	(5,228)
(6,180)	Axalta Coating Systems Ltd	Morgan Stanley	3,584
2,090	Axcelis Technologies Inc	Bank of America Merrill Lynch	(6,793)
6,206	Axcelis Technologies Inc	Goldman Sachs	(20,170)
2,483	Axcelis Technologies Inc	HSBC	12,241
1,573	Axcelis Technologies Inc	Morgan Stanley	(6,056)
(16,472)	Axcella Health Inc	Bank of America Merrill Lynch	3,579
(4,302)	Axcella Health Inc	Goldman Sachs	935
(7,734)	Axis Capital Holdings Ltd	Goldman Sachs	(9,977)
(34,271)	Axis Capital Holdings Ltd	HSBC	(68,199)
(8,054)	Axis Capital Holdings Ltd	Morgan Stanley	2,336
3,497	Axogen Inc	Bank of America Merrill Lynch	(5,665)

保有高	銘柄	取引相手	未実現純評価益 ／(損) (米ドル)
	米国 (続き)		
8,880	Axogen Inc	Barclays Bank	(4,085)
3,986	Axogen Inc	Goldman Sachs	(6,457)
11,110	Axogen Inc	HSBC	(17,221)
3,015	Axogen Inc	Morgan Stanley	(1,387)
(883)	Axon Enterprise Inc	Barclays Bank	4,786
(4,355)	Axon Enterprise Inc	Goldman Sachs	26,435
(2,303)	Axon Enterprise Inc	HSBC	(73,443)
(146)	Axon Enterprise Inc	Morgan Stanley	791
2,774	Axon Enterprise Inc	Morgan Stanley	(15,035)
(724)	Axonics Inc	Bank of America Merrill Lynch	(579)
(3,449)	Axonics Inc	Barclays Bank	(6,070)
(4,114)	Axonics Inc	HSBC	(14,810)
(40)	Axonics Inc	Morgan Stanley	(70)
(3,916)	Axsome Therapeutics Inc	Barclays Bank	(64,027)
(8,001)	AXT Inc	Barclays Bank	2,320
(5,336)	AXT Inc	Goldman Sachs	1,174
(9,585)	AXT Inc	Morgan Stanley	2,780
1,848	AZEK Co Inc	Bank of America Merrill Lynch	(3,345)
(622)	AZEK Co Inc	Barclays Bank	317
11,916	AZEK Co Inc	Barclays Bank	(6,077)
(38,722)	AZEK Co Inc	Goldman Sachs	70,087
2,992	AZEK Co Inc	Goldman Sachs	(5,416)
6,779	AZEK Co Inc	Morgan Stanley	(3,457)
(732)	Azenta Inc	Bank of America Merrill Lynch	(345)
1,376	Azenta Inc	Barclays Bank	660
(3,742)	Azenta Inc	Goldman Sachs	(4,259)
1,326	Azenta Inc	Morgan Stanley	636
2,640	Aziyo Biologics Inc ' A'	Barclays Bank	(1,874)
1,276	Aziyo Biologics Inc ' A'	Goldman Sachs	(2,310)
2,338	Aziyo Biologics Inc ' A'	Morgan Stanley	(1,660)
(3,538)	AZZ Inc	Bank of America Merrill Lynch	4,882
(15,853)	AZZ Inc	Barclays Bank	36,637
(3,046)	AZZ Inc	Goldman Sachs	3,328
(11,948)	AZZ Inc	HSBC	7,288
(1,404)	AZZ Inc	Morgan Stanley	2,694
(7,555)	B Riley Financial Inc	Barclays Bank	10,124
(7,828)	B Riley Financial Inc	Goldman Sachs	12,212
(637)	B Riley Financial Inc	HSBC	395
(26,266)	B&G Foods Inc	Barclays Bank	(8,142)
(17,707)	Babcock & Wilcox Enterprises Inc	Bank of America Merrill Lynch	12,041
(10,217)	Babcock & Wilcox Enterprises Inc	Barclays Bank	4,291
(16,956)	Babcock & Wilcox Enterprises Inc	Goldman Sachs	11,530
(47,608)	Babcock & Wilcox Enterprises Inc	HSBC	(12,854)
(12,281)	Babcock & Wilcox Enterprises Inc	Morgan Stanley	5,158
5,845	Backblaze Inc ' A'	Barclays Bank	2,659

保有高	銘柄	取引相手	未実現純評価益 ／(損) (米ドル)
米国 (続き)			
10,951	Backblaze Inc ' A'	Goldman Sachs	(3,833)
6,379	Backblaze Inc ' A'	HSBC	90
2,774	Backblaze Inc ' A'	Morgan Stanley	1,262
2,118	Badger Meter Inc	Bank of America Merrill Lynch	(7,547)
4,931	Badger Meter Inc	Goldman Sachs	(17,237)
1,314	Badger Meter Inc	Morgan Stanley	(6,189)
6,060	Baker Hughes Co	Bank of America Merrill Lynch	3,675
(31,401)	Baker Hughes Co	Barclays Bank	21,667
(5,462)	Baker Hughes Co	Goldman Sachs	11,416
8,721	Baker Hughes Co	Goldman Sachs	(11,036)
(20,752)	Bakkt Holdings Inc	HSBC	3,217
(1,254)	Balchem Corp	Bank of America Merrill Lynch	3,207
(12,577)	Balchem Corp	Barclays Bank	52,195
(1,212)	Balchem Corp	Goldman Sachs	6,369
(964)	Balchem Corp	HSBC	2,589
(335)	Balchem Corp	Morgan Stanley	1,390
(2,936)	Ball Corp	Bank of America Merrill Lynch	3,734
(734)	Ball Corp	Barclays Bank	1,130
(11,741)	Ball Corp	Goldman Sachs	19,138
(1,468)	Ball Corp	HSBC	(3,143)
(5,132)	Bally' s Corp	Bank of America Merrill Lynch	3,752
(6,225)	Bally' s Corp	Barclays Bank	1,774
(26)	Bally' s Corp	Goldman Sachs	20
(43,199)	Banc of California Inc	Barclays Bank	28,511
(30,837)	Banc of California Inc	Goldman Sachs	21,586
(5,650)	Banc of California Inc	HSBC	904
(1,800)	Banc of California Inc	Morgan Stanley	1,188
(4,485)	BancFirst Corp	Barclays Bank	(1,256)
(1,569)	BancFirst Corp	Goldman Sachs	(988)
(3,338)	BancFirst Corp	HSBC	(11,449)
11,520	Banco Latinoamericano de Comercio Exterior SA	Barclays Bank	(2,534)
1,580	Banco Latinoamericano de Comercio Exterior SA	Goldman Sachs	(142)
5,421	Banco Latinoamericano de Comercio Exterior SA	HSBC	(542)
1,666	Banco Latinoamericano de Comercio Exterior SA	Morgan Stanley	(367)
(33,485)	Bancorp Inc	Barclays Bank	38,843
(9,595)	Bancorp Inc	Goldman Sachs	15,928
(14,696)	Bancorp Inc	HSBC	882
22,739	Bandwidth Inc ' A'	Barclays Bank	14,326
747	Bandwidth Inc ' A'	Goldman Sachs	(1,277)
3,533	Bandwidth Inc ' A'	Morgan Stanley	2,226
(8,600)	Bank First Corp	Barclays Bank	48,160
(633)	Bank First Corp	HSBC	(2,880)
(9,382)	Bank First Corp	Morgan Stanley	52,122

保有高	銘柄	取引相手	未実現純評価益 ／(損) (米ドル)
米国 (続き)			
3,305	Bank of America Corp	Barclays Bank	(3,156)
(25,740)	Bank of America Corp	Barclays Bank	24,582
(50,885)	Bank of America Corp	Goldman Sachs	59,281
(8,057)	Bank of America Corp	HSBC	5,050
(2,092)	Bank of Hawaii Corp	Bank of America Merrill Lynch	5,899
19,502	Bank of Hawaii Corp	Goldman Sachs	(54,996)
(3,583)	Bank of Hawaii Corp	Goldman Sachs	10,104
(1,473)	Bank of Hawaii Corp	HSBC	4,311
(2,272)	Bank of Hawaii Corp	Morgan Stanley	5,452
(8,633)	Bank of Marin Bancorp	Bank of America Merrill Lynch	16,489
(21,813)	Bank of Marin Bancorp	Barclays Bank	45,153
(33,087)	Bank of Marin Bancorp	Goldman Sachs	63,196
(8,753)	Bank of Marin Bancorp	HSBC	10,591
(8,584)	Bank of Marin Bancorp	Morgan Stanley	17,769
24,732	Bank of New York Mellon Corp	Bank of America Merrill Lynch	14,345
24,830	Bank of New York Mellon Corp	Barclays Bank	(20,609)
66,516	Bank of New York Mellon Corp	Goldman Sachs	38,579
77,257	Bank of New York Mellon Corp	HSBC	132,109
34,601	Bank of New York Mellon Corp	Morgan Stanley	(28,719)
(3,469)	Bank of Princeton	Bank of America Merrill Lynch	(1,561)
(1,049)	Bank of Princeton	HSBC	(504)
(416)	Bank of Princeton	Morgan Stanley	(62)
(501)	Bank OZK	Bank of America Merrill Lynch	777
(3,317)	Bank OZK	Barclays Bank	6,899
(53,275)	Bank OZK	Goldman Sachs	172,414
(1,099)	Bank OZK	HSBC	1,559
2,080	Bank7 Corp	Barclays Bank	1,747
2,724	Bank7 Corp	Goldman Sachs	3,759
11,171	Bank7 Corp	HSBC	11,059
961	Bank7 Corp	Morgan Stanley	807
56,083	BankFinancial Corp	Goldman Sachs	7,571
28,329	BankFinancial Corp	Morgan Stanley	142
2,746	Bankwell Financial Group Inc	Bank of America Merrill Lynch	(2,114)
5,952	Bankwell Financial Group Inc	Barclays Bank	(9,034)
3,082	Bankwell Financial Group Inc	Goldman Sachs	(2,373)
680	Bankwell Financial Group Inc	HSBC	(523)
2,575	Bankwell Financial Group Inc	Morgan Stanley	(4,300)
(3,868)	Banner Corp	Bank of America Merrill Lynch	5,496
(20,197)	Banner Corp	Barclays Bank	44,433
(10,719)	Banner Corp	HSBC	29,477
(1,792)	Banner Corp	Morgan Stanley	3,942
4,699	Bar Harbor Bankshares	Bank of America Merrill Lynch	(3,477)
26,914	Bar Harbor Bankshares	Barclays Bank	(18,840)
7,741	Bar Harbor Bankshares	Goldman Sachs	(5,728)
6,060	Bar Harbor Bankshares	HSBC	727

保有高	銘柄	取引相手	未実現純評価益 ／(損) (米ドル)
米国 (続き)			
2,826	Bar Harbor Bankshares	Morgan Stanley	(1,978)
26,108	BARK Inc	Bank of America Merrill Lynch	(8,877)
37,445	BARK Inc	Barclays Bank	(4,493)
5,338	BARK Inc	HSBC	(1,228)
19,142	BARK Inc	Morgan Stanley	(2,297)
(13,466)	Barnes & Noble Education Inc	Bank of America Merrill Lynch	8,484
(2,092)	Barnes & Noble Education Inc	Barclays Bank	628
(4,076)	Barnes & Noble Education Inc	Goldman Sachs	2,568
(5,090)	Barnes & Noble Education Inc	HSBC	4,123
(12,324)	Barnes & Noble Education Inc	Morgan Stanley	3,697
(57,976)	Barnes Group Inc	Barclays Bank	(90,443)
(21,750)	Barnes Group Inc	Goldman Sachs	(37,845)
1,836	Barrett Business Services Inc	Bank of America Merrill Lynch	(1,043)
2,962	Barrett Business Services Inc	Barclays Bank	(8,086)
2,791	Barrett Business Services Inc	Goldman Sachs	(726)
1,485	Barrett Business Services Inc	HSBC	1,042
2,273	Barrett Business Services Inc	Morgan Stanley	(6,205)
6,559	Bassett Furniture Industries Inc	Bank of America Merrill Lynch	(1,377)
5,521	Bassett Furniture Industries Inc	Barclays Bank	(4,030)
3,121	Bassett Furniture Industries Inc	Goldman Sachs	(1,010)
7,553	Bassett Furniture Industries Inc	HSBC	(2,635)
7,692	Bath & Body Works Inc	Bank of America Merrill Lynch	45,537
(1,589)	Bath & Body Works Inc	Bank of America Merrill Lynch	260
9,517	Bath & Body Works Inc	Goldman Sachs	56,341
(1,085)	Bath & Body Works Inc	HSBC	(356)
(5,602)	Bausch Health Cos Inc	Barclays Bank	(1,737)
(23,986)	Bausch Health Cos Inc	HSBC	(4,078)
(18,452)	Baxter International Inc	Goldman Sachs	(21,204)
(1,417)	Baxter International Inc	Morgan Stanley	(326)
7,849	BayCom Corp	Barclays Bank	(10,714)
3,190	BayCom Corp	Goldman Sachs	(1,898)
3,127	BayCom Corp	Morgan Stanley	(4,268)
(7,601)	BCB Bancorp Inc	Bank of America Merrill Lynch	8,589
(17,836)	BCB Bancorp Inc	Barclays Bank	23,722
(15,312)	BCB Bancorp Inc	Goldman Sachs	17,303
(10,126)	BCB Bancorp Inc	HSBC	9,518
(5,026)	BCB Bancorp Inc	Morgan Stanley	6,685
8,512	Beacon Roofing Supply Inc	Barclays Bank	(20,088)
14,718	Beacon Roofing Supply Inc	HSBC	10,857
(3,057)	Beam Therapeutics Inc	Bank of America Merrill Lynch	18,923
2,037	Beam Therapeutics Inc	Bank of America Merrill Lynch	(12,609)
(1,118)	Beam Therapeutics Inc	Barclays Bank	2,717
5,344	Beam Therapeutics Inc	Morgan Stanley	(12,986)
(30,562)	Beauty Health Co	Bank of America Merrill Lynch	8,405
(14,015)	Beauty Health Co	Barclays Bank	(2,733)

保有高	銘柄	取引相手	未実現純評価益 ／(損) (米ドル)
米国 (続き)			
(18,700)	Beauty Health Co	Goldman Sachs	5,143
(11,870)	Beauty Health Co	HSBC	4,616
(7,886)	Beauty Health Co	Morgan Stanley	(1,538)
10,583	Beazer Homes USA Inc	Bank of America Merrill Lynch	3,432
6,293	Beazer Homes USA Inc	Barclays Bank	(2,014)
8,786	Beazer Homes USA Inc	Goldman Sachs	4,481
12,493	Beazer Homes USA Inc	HSBC	9,508
2,093	Beazer Homes USA Inc	Morgan Stanley	(670)
6,105	Becton Dickinson and Co	Bank of America Merrill Lynch	119,626
12,603	Becton Dickinson and Co	Barclays Bank	81,542
8,948	Becton Dickinson and Co	Goldman Sachs	176,365
21,852	Becton Dickinson and Co	HSBC	493,141
4,275	Becton Dickinson and Co	Morgan Stanley	27,659
(8,922)	Bed Bath & Beyond Inc	Morgan Stanley	401
11,960	Bel Fuse Inc ' B'	Barclays Bank	(27,508)
1,505	Bel Fuse Inc ' B'	Goldman Sachs	(2,814)
11,473	Belden Inc	Barclays Bank	(41,532)
11,025	Belden Inc	Goldman Sachs	(56,448)
716	Belden Inc	Morgan Stanley	(2,592)
(1,380)	BellRing Brands Inc	Bank of America Merrill Lynch	814
(27,297)	BellRing Brands Inc	Barclays Bank	(2,457)
(12,457)	BellRing Brands Inc	Goldman Sachs	5,396
(5,380)	BellRing Brands Inc	HSBC	6,651
(5,801)	BellRing Brands Inc	Morgan Stanley	(1,573)
3,013	Benchmark Electronics Inc	Bank of America Merrill Lynch	(2,682)
32,297	Benchmark Electronics Inc	Barclays Bank	(26,807)
38,241	Benchmark Electronics Inc	Goldman Sachs	(34,034)
30,271	Benchmark Electronics Inc	HSBC	(11,806)
6,917	Benchmark Electronics Inc	Morgan Stanley	(5,741)
(17,766)	Benefitfocus Inc	Barclays Bank	(178)
(6,473)	Benson Hill Inc	Goldman Sachs	2,330
(47,415)	Benson Hill Inc	Morgan Stanley	6,638
(7,364)	Bentley Systems Inc ' B'	Bank of America Merrill Lynch	14,360
2,939	Bentley Systems Inc ' B'	Bank of America Merrill Lynch	(5,731)
(28,189)	Bentley Systems Inc ' B'	Barclays Bank	2,819
(5,434)	Bentley Systems Inc ' B'	HSBC	(15,650)
11,454	Bentley Systems Inc ' B'	HSBC	32,988
7,716	Berkeley Lights Inc	Bank of America Merrill Lynch	(3,318)
8,795	Berkeley Lights Inc	Barclays Bank	88
5,157	Berkeley Lights Inc	Goldman Sachs	(2,218)
34,322	Berkeley Lights Inc	HSBC	8,237
4,543	Berkeley Lights Inc	Morgan Stanley	45
20,679	Berkshire Grey Inc	Barclays Bank	(747)
7,100	Berkshire Grey Inc	Goldman Sachs	(1,309)
3,843	Berkshire Grey Inc	HSBC	(708)

保有高	銘柄	取引相手	未実現純評価益 ／(損) (米ドル)
米国 (続き)			
(9,092)	Berkshire Hathaway Inc ' B'	Barclays Bank	39,732
(3,732)	Berkshire Hathaway Inc ' B'	Goldman Sachs	(5,262)
(1,698)	Berkshire Hathaway Inc ' B'	Morgan Stanley	7,420
(33,834)	Berkshire Hills Bancorp Inc	Barclays Bank	29,097
(24,314)	Berkshire Hills Bancorp Inc	Goldman Sachs	18,722
(46)	Berkshire Hills Bancorp Inc	HSBC	(48)
(6,512)	Berry Global Group Inc	Barclays Bank	(4,949)
14,455	Berry Global Group Inc	Barclays Bank	10,986
8,813	Berry Global Group Inc	Goldman Sachs	29,335
4,530	Berry Global Group Inc	HSBC	10,002
2,664	Berry Global Group Inc	Morgan Stanley	2,025
8,216	Best Buy Co Inc	Goldman Sachs	69,845
5,351	Best Buy Co Inc	Morgan Stanley	21,618
(6,689)	Beyond Air Inc	HSBC	6,020
4,961	Beyondspring Inc	Barclays Bank	(100)
2,382	Beyondspring Inc	Goldman Sachs	(353)
2,156	Beyondspring Inc	HSBC	(298)
(8,005)	BGC Partners Inc ' A'	Bank of America Merrill Lynch	(1,281)
(86,188)	BGC Partners Inc ' A'	Barclays Bank	(24,133)
(175,175)	BGC Partners Inc ' A'	Goldman Sachs	(28,028)
(51,202)	BGC Partners Inc ' A'	HSBC	(14,337)
(115,897)	BGC Partners Inc ' A'	Morgan Stanley	(32,451)
(22,696)	BGSF Inc	Bank of America Merrill Lynch	3,858
(17,150)	BGSF Inc	Barclays Bank	8,404
(4,705)	BGSF Inc	Goldman Sachs	800
15,750	Big Lots Inc	Goldman Sachs	(16,695)
(4,560)	BigCommerce Holdings Inc	Barclays Bank	(1,094)
(19,666)	BigCommerce Holdings Inc	HSBC	(2,753)
(3,317)	BigCommerce Holdings Inc	Morgan Stanley	(796)
49	Biglari Holdings Inc ' A'	Bank of America Merrill Lynch	769
137	Biglari Holdings Inc ' A'	Goldman Sachs	2,150
50	Biglari Holdings Inc ' A'	Morgan Stanley	712
1,116	Biglari Holdings Inc ' B'	Barclays Bank	(2,734)
3,736	Bill.com Holdings Inc	Bank of America Merrill Lynch	(54,994)
1,809	Bill.com Holdings Inc	Goldman Sachs	(26,628)
3,921	Bill.com Holdings Inc	HSBC	27,721
(7,487)	BioCryst Pharmaceuticals Inc	Bank of America Merrill Lynch	45
(664)	BioCryst Pharmaceuticals Inc	Barclays Bank	(206)
(28,112)	BioCryst Pharmaceuticals Inc	Goldman Sachs	6,466
(14,222)	BioCryst Pharmaceuticals Inc	HSBC	(12,658)
(4,653)	BioCryst Pharmaceuticals Inc	Morgan Stanley	(1,442)
463	Biogen Inc	Barclays Bank	857
(683)	Biogen Inc	Barclays Bank	(1,264)
(10,990)	Biohaven Ltd	Barclays Bank	(3,627)
(6,514)	Biohaven Ltd	Morgan Stanley	(2,150)

保有高	銘柄	取引相手	未実現純評価益 ／(損) (米ドル)
米国 (続き)			
(10,563)	BioLife Solutions Inc	Barclays Bank	14,999
(1,320)	BioLife Solutions Inc	HSBC	370
5,213	BioMarin Pharmaceutical Inc	Bank of America Merrill Lynch	70,897
12,426	BioMarin Pharmaceutical Inc	Goldman Sachs	168,994
5,839	BioMarin Pharmaceutical Inc	HSBC	108,197
537	BioMarin Pharmaceutical Inc	Morgan Stanley	4,618
1,577	Biomea Fusion Inc	Bank of America Merrill Lynch	(1,482)
3,315	Biomea Fusion Inc	Goldman Sachs	(3,116)
7,969	Biomea Fusion Inc	Morgan Stanley	(2,630)
(74,136)	Bionano Genomics Inc	Barclays Bank	24,465
(8,503)	Bionano Genomics Inc	Goldman Sachs	7,823
(2,826)	Bionano Genomics Inc	Morgan Stanley	933
729	BioNTech SE ADR	Morgan Stanley	4,527
(163)	Bio-Rad Laboratories Inc ' A'	Bank of America Merrill Lynch	3,129
(476)	Bio-Rad Laboratories Inc ' A'	Barclays Bank	1,697
(325)	Bio-Rad Laboratories Inc ' A'	Goldman Sachs	6,238
3,061	Bio-Rad Laboratories Inc ' A'	HSBC	61,480
(232)	Bio-Rad Laboratories Inc ' A'	HSBC	(4,660)
(210)	Bio-Rad Laboratories Inc ' A'	Morgan Stanley	749
(2,592)	Bio-Techne Corp	Bank of America Merrill Lynch	11,982
(16,312)	Bio-Techne Corp	Barclays Bank	(5,424)
(6,828)	Bio-Techne Corp	Goldman Sachs	31,562
(6,360)	Bio-Techne Corp	HSBC	(34,020)
(4,764)	Bio-Techne Corp	Morgan Stanley	(1,584)
(49,738)	Bioventus Inc ' A'	Bank of America Merrill Lynch	9,362
(18,871)	Bioventus Inc ' A'	Barclays Bank	(2,076)
(2,618)	Bioventus Inc ' A'	HSBC	2,827
(7,232)	Bioventus Inc ' A'	Morgan Stanley	(796)
6,342	BJ' s Restaurants Inc	Barclays Bank	(7,357)
5,342	BJ' s Restaurants Inc	Goldman Sachs	(4,808)
20,666	BJ' s Restaurants Inc	HSBC	1,033
(9,130)	BJ' s Wholesale Club Holdings Inc	Bank of America Merrill Lynch	(16,417)
4,465	BJ' s Wholesale Club Holdings Inc	Barclays Bank	1,931
9,348	BJ' s Wholesale Club Holdings Inc	Goldman Sachs	(21,341)
19,351	Black Diamond Therapeutics Inc	Barclays Bank	—
35,961	Black Diamond Therapeutics Inc	Goldman Sachs	(10,069)
24,145	Black Diamond Therapeutics Inc	HSBC	(4,588)
7,555	Black Diamond Therapeutics Inc	Morgan Stanley	—
4,990	Black Hills Corp	Bank of America Merrill Lynch	16,372
29,111	Black Hills Corp	Barclays Bank	11,645
141,162	Black Hills Corp	Goldman Sachs	360,008
2,149	Black Hills Corp	HSBC	5,359
(1,615)	Black Knight Inc	Barclays Bank	2,778
(1,793)	Blackbaud Inc	Bank of America Merrill Lynch	2,367
(12,221)	Blackbaud Inc	Barclays Bank	(6,477)

保有高	銘柄	取引相手	未実現純評価益 ／(損) (米ドル)
米国 (続き)			
(4,077)	Blackbaud Inc	Goldman Sachs	5,382
469	Blackline Inc	Bank of America Merrill Lynch	1,841
(5,219)	Blackline Inc	Barclays Bank	(20,667)
8,187	Blackline Inc	Barclays Bank	32,421
(3,217)	Blackline Inc	Goldman Sachs	4,214
808	Blackline Inc	Goldman Sachs	3,716
(4,334)	Blackstone Inc	Bank of America Merrill Lynch	42,083
(2,320)	Blackstone Inc	Goldman Sachs	22,527
(3,816)	Blackstone Inc	HSBC	16,540
(1,922)	Blackstone Inc	Morgan Stanley	(192)
(8,472)	Blackstone Mortgage Trust Inc ' A' (REIT)	Bank of America Merrill Lynch	(1,053)
(15,341)	Blackstone Mortgage Trust Inc ' A' (REIT)	Barclays Bank	3,375
18,238	Blackstone Mortgage Trust Inc ' A' (REIT)	Barclays Bank	(4,012)
(46,529)	Blackstone Mortgage Trust Inc ' A' (REIT)	Goldman Sachs	18,745
3,159	Blackstone Mortgage Trust Inc ' A' (REIT)	Goldman Sachs	(1,548)
(97,599)	Blackstone Mortgage Trust Inc ' A' (REIT)	HSBC	(26,352)
29,622	Blackstone Mortgage Trust Inc ' A' (REIT)	HSBC	6,340
(9,560)	Blackstone Mortgage Trust Inc ' A' (REIT)	Morgan Stanley	2,032
2,930	Blade Air Mobility Inc	Bank of America Merrill Lynch	(879)
11,995	Blade Air Mobility Inc	Barclays Bank	960
3,120	Blade Air Mobility Inc	Goldman Sachs	(936)
13,804	Blade Air Mobility Inc	HSBC	(276)
13,907	Blend Labs Inc ' A'	Bank of America Merrill Lynch	(4,756)
18,939	Blend Labs Inc ' A'	HSBC	(7,655)
(2,565)	Block Inc	Bank of America Merrill Lynch	26,779
2,101	Block Inc	Barclays Bank	462
(5,012)	Block Inc	Barclays Bank	(1,103)
(1,055)	Block Inc	Goldman Sachs	3,010
(3,262)	Block Inc	HSBC	864
(7,176)	Bloom Energy Corp ' A'	Bank of America Merrill Lynch	7,822
(16,314)	Bloom Energy Corp ' A'	Barclays Bank	9,299
14,636	Bloom Energy Corp ' A'	Barclays Bank	(8,343)
(5,692)	Bloom Energy Corp ' A'	Goldman Sachs	6,204
(7,224)	Bloom Energy Corp ' A'	HSBC	(10,186)
4,636	Bloom Energy Corp ' A'	HSBC	6,537
(3,308)	Bloom Energy Corp ' A'	Morgan Stanley	1,886
(16,516)	Bloomin' Brands Inc	Goldman Sachs	30,224
(2,185)	Blucora Inc	Barclays Bank	(284)
(11,442)	Blucora Inc	Goldman Sachs	(3,089)
(19,723)	Blucora Inc	HSBC	(8,849)
(3,641)	Blucora Inc	Morgan Stanley	(473)
(24,191)	Blue Bird Corp	Barclays Bank	1,693
(11,951)	Blue Bird Corp	Goldman Sachs	5,617
(9,050)	Blue Foundry Bancorp	Bank of America Merrill Lynch	(543)
(87,755)	Blue Foundry Bancorp	Barclays Bank	21,939

保有高	銘柄	取引相手	未実現純評価益 ／(損) (米ドル)
米国 (続き)			
(21,710)	Blue Foundry Bancorp	Goldman Sachs	(1,303)
(36,118)	Blue Foundry Bancorp	HSBC	(4,695)
(7,141)	Blue Foundry Bancorp	Morgan Stanley	1,785
3,113	Blue Owl Capital Inc	Bank of America Merrill Lynch	(4,545)
5,101	Blue Owl Capital Inc	Barclays Bank	(2,346)
(61,018)	Blue Owl Capital Inc	Goldman Sachs	89,086
11,726	Blue Owl Capital Inc	HSBC	(4,808)
(1,775)	Blue Ridge Bankshares Inc	Barclays Bank	914
(21,531)	Blue Ridge Bankshares Inc	Goldman Sachs	9,366
13,227	Bluebird Bio Inc	Morgan Stanley	5,754
(2,126)	Bluegreen Vacations Holding Corp	Bank of America Merrill Lynch	(957)
(4,735)	Bluegreen Vacations Holding Corp	Barclays Bank	(994)
(8,619)	Bluegreen Vacations Holding Corp	Goldman Sachs	(3,879)
(10,124)	Bluegreen Vacations Holding Corp	HSBC	(8,504)
(2,079)	Bluegreen Vacations Holding Corp	Morgan Stanley	(437)
404	BlueLinx Holdings Inc	Bank of America Merrill Lynch	(1,349)
786	BlueLinx Holdings Inc	Goldman Sachs	(2,625)
330	BlueLinx Holdings Inc	HSBC	241
1,613	Blueprint Medicines Corp	Bank of America Merrill Lynch	5,855
16,889	Blueprint Medicines Corp	Barclays Bank	62,320
10,502	Blueprint Medicines Corp	Goldman Sachs	38,123
19,770	Blueprint Medicines Corp	HSBC	88,964
7,077	Blueprint Medicines Corp	Morgan Stanley	26,114
2,491	Bluerock Homes Trust Inc	Bank of America Merrill Lynch	3,699
4,900	Bluerock Homes Trust Inc	Barclays Bank	(3,553)
1,086	Bluerock Homes Trust Inc	Goldman Sachs	1,613
4,635	Bluerock Homes Trust Inc	HSBC	12,538
1,243	Bluerock Homes Trust Inc	Morgan Stanley	(901)
523	BM Technologies Inc	Barclays Bank	37
(6,155)	Boeing Co	Barclays Bank	(32,714)
(2,188)	Boeing Co	Morgan Stanley	(11,629)
(7,471)	Bogota Financial Corp	Barclays Bank	(37)
1,668	Boise Cascade Co	Bank of America Merrill Lynch	(1,201)
2,511	Boise Cascade Co	Barclays Bank	(3,892)
1,327	Boise Cascade Co	Goldman Sachs	(955)
2,910	Boise Cascade Co	HSBC	17,247
1,324	Boise Cascade Co	Morgan Stanley	(2,052)
1,259	BOK Financial Corp	Bank of America Merrill Lynch	(776)
(2,197)	BOK Financial Corp	Barclays Bank	4,328
(1,333)	BOK Financial Corp	Goldman Sachs	2,906
(10,362)	BOK Financial Corp	HSBC	30,050
777	BOK Financial Corp	HSBC	272
(3,514)	BOK Financial Corp	Morgan Stanley	6,923
170	Bolt Biotherapeutics Inc	Bank of America Merrill Lynch	29
139	Bolt Biotherapeutics Inc	Barclays Bank	14

保有高	銘柄	取引相手	未実現純評価益 ／(損) (米ドル)
米国 (続き)			
945	Bolt Biotherapeutics Inc	HSBC	151
(339)	Booking Holdings Inc	Bank of America Merrill Lynch	(7,248)
(241)	Booking Holdings Inc	Barclays Bank	(18,391)
(294)	Booking Holdings Inc	Goldman Sachs	(6,286)
(391)	Booking Holdings Inc	HSBC	(64,160)
(320)	Booking Holdings Inc	Morgan Stanley	(24,419)
205	Boot Barn Holdings Inc	Bank of America Merrill Lynch	396
4,014	Boot Barn Holdings Inc	Morgan Stanley	4,375
(534)	Booz Allen Hamilton Holding Corp	Barclays Bank	902
7,470	Booz Allen Hamilton Holding Corp	Goldman Sachs	10,682
(567)	Booz Allen Hamilton Holding Corp	Goldman Sachs	(174)
6,137	Booz Allen Hamilton Holding Corp	HSBC	(28,353)
(659)	Booz Allen Hamilton Holding Corp	HSBC	(761)
9,665	Booz Allen Hamilton Holding Corp	Morgan Stanley	(16,334)
(3,683)	Booz Allen Hamilton Holding Corp	Morgan Stanley	6,224
77,793	BorgWarner Inc	Barclays Bank	(74,681)
55,944	BorgWarner Inc	Goldman Sachs	(71,049)
50,745	BorgWarner Inc	HSBC	135,489
17,850	BorgWarner Inc	Morgan Stanley	(17,136)
25,515	Borr Drilling Ltd	Barclays Bank	(8,420)
21,542	Borr Drilling Ltd	Goldman Sachs	(10,986)
27,446	Borr Drilling Ltd	Morgan Stanley	(9,057)
874	Boston Beer Co Inc ' A'	Bank of America Merrill Lynch	(10,103)
(587)	Boston Beer Co Inc ' A'	HSBC	(12,955)
(364)	Boston Beer Co Inc ' A'	Morgan Stanley	(1,227)
(1,105)	Boston Omaha Corp ' A'	Bank of America Merrill Lynch	(829)
(7,957)	Boston Omaha Corp ' A'	Barclays Bank	239
(8,606)	Boston Omaha Corp ' A'	Goldman Sachs	(6,455)
(3,105)	Boston Omaha Corp ' A'	HSBC	(1,584)
(14,362)	Boston Omaha Corp ' A'	Morgan Stanley	431
5,344	Boston Properties Inc (REIT)	Barclays Bank	(5,237)
14,010	Boston Properties Inc (REIT)	HSBC	(25,420)
(12,580)	Boston Scientific Corp	Barclays Bank	(12,769)
30,514	Boston Scientific Corp	Goldman Sachs	65,147
(24,874)	Boston Scientific Corp	Goldman Sachs	(53,106)
6,497	Boston Scientific Corp	HSBC	17,120
57,438	Boston Scientific Corp	Morgan Stanley	58,300
(2,879)	Bowlero Corp	HSBC	(847)
44,366	Box Inc ' A'	Barclays Bank	(68,324)
53,666	Box Inc ' A'	Goldman Sachs	(126,116)
37,657	Box Inc ' A'	HSBC	(37,280)
363	Boyd Gaming Corp	Bank of America Merrill Lynch	(294)
19,345	Boyd Gaming Corp	Barclays Bank	(26,116)
33,710	Boyd Gaming Corp	Goldman Sachs	(27,305)
13,937	Boyd Gaming Corp	HSBC	17,282

保有高	銘柄	取引相手	未実現純評価益 ／(損) (米ドル)
米国 (続き)			
4,581	Boyd Gaming Corp	Morgan Stanley	(6,184)
(17,236)	Brady Corp ' A'	Barclays Bank	25,337
(34,635)	Brady Corp ' A'	Goldman Sachs	59,572
(3,399)	Brady Corp ' A'	Morgan Stanley	4,997
52,585	Braemar Hotels & Resorts Inc (REIT)	Barclays Bank	(6,310)
38,497	Braemar Hotels & Resorts Inc (REIT)	Goldman Sachs	(5,775)
59,807	Braemar Hotels & Resorts Inc (REIT)	HSBC	(8,373)
(57,881)	BrainStorm Cell Therapeutics Inc	Barclays Bank	21,705
(8,367)	BrainStorm Cell Therapeutics Inc	Goldman Sachs	1,297
197,001	Brandywine Realty Trust (REIT)	Barclays Bank	23,640
143,644	Brandywine Realty Trust (REIT)	Goldman Sachs	1,436
14,879	Brandywine Realty Trust (REIT)	Morgan Stanley	1,785
(9,365)	Braze Inc ' A'	Goldman Sachs	32,496
(3,327)	Braze Inc ' A'	HSBC	798
(1,632)	Braze Inc ' A'	Morgan Stanley	(816)
(1,856)	Bread Financial Holdings Inc	Bank of America Merrill Lynch	947
(9,294)	Bread Financial Holdings Inc	Barclays Bank	651
(19,218)	Bread Financial Holdings Inc	Goldman Sachs	9,802
(21,542)	Bread Financial Holdings Inc	HSBC	(35,544)
(2,557)	Bread Financial Holdings Inc	Morgan Stanley	179
2,481	Bridgebio Pharma Inc	Bank of America Merrill Lynch	(3,424)
28,341	Bridgebio Pharma Inc	Barclays Bank	15,304
21,291	Bridgebio Pharma Inc	Goldman Sachs	(29,382)
21,620	Bridgebio Pharma Inc	HSBC	(3,892)
(45,329)	Bridgewater Bancshares Inc	Barclays Bank	27,500
(35,696)	Bridgewater Bancshares Inc	Goldman Sachs	15,447
(24,075)	Bridgewater Bancshares Inc	HSBC	11,797
(30,242)	Bridgewater Bancshares Inc	Morgan Stanley	18,750
(262)	Bridgford Foods Corp	Bank of America Merrill Lynch	47
(6,472)	Bridgford Foods Corp	Barclays Bank	777
(3,165)	Bridgford Foods Corp	Goldman Sachs	570
(299)	Bridgford Foods Corp	HSBC	206
(826)	Bridgford Foods Corp	Morgan Stanley	99
3,518	Briggs & Stratton Corp*, π	Barclays Bank	—
32,162	Briggs & Stratton Corp*	Goldman Sachs	(32)
3,837	Brigham Minerals Inc ' A'	Bank of America Merrill Lynch	(3,377)
4,265	Brigham Minerals Inc ' A'	Barclays Bank	(469)
7,218	Brigham Minerals Inc ' A'	Goldman Sachs	(6,352)
2,167	Brigham Minerals Inc ' A'	HSBC	758
20,167	Brigham Minerals Inc ' A'	Morgan Stanley	(2,218)
45,930	Bright Health Group Inc	Goldman Sachs	(3,376)
49	Bright Health Group Inc	HSBC	(2)
(3,128)	Bright Horizons Family Solutions Inc	Bank of America Merrill Lynch	14,921
(5,247)	Bright Horizons Family Solutions Inc	Goldman Sachs	25,028
(7,926)	Bright Horizons Family Solutions Inc	HSBC	(13,712)

保有高	銘柄	取引相手	未実現純評価益 ／(損) (米ドル)
米国 (続き)			
(573)	Bright Horizons Family Solutions Inc	Morgan Stanley	808
8,973	Brightcove Inc	Bank of America Merrill Lynch	(3,007)
3,356	Brightcove Inc	Barclays Bank	(228)
10,701	Brightcove Inc	Goldman Sachs	(3,588)
5,494	Brightcove Inc	HSBC	(1,385)
12,197	Brightcove Inc	Morgan Stanley	(4,025)
2,040	BrightHouse Financial Inc	Bank of America Merrill Lynch	(1,734)
(1,636)	BrightHouse Financial Inc	Bank of America Merrill Lynch	1,391
14,226	BrightHouse Financial Inc	Barclays Bank	(23,331)
(7,138)	BrightHouse Financial Inc	Barclays Bank	11,706
2,351	BrightHouse Financial Inc	Goldman Sachs	(1,998)
9,103	BrightHouse Financial Inc	HSBC	12,926
6,445	BrightHouse Financial Inc	Morgan Stanley	(10,570)
19,938	BrightSphere Investment Group Inc	Bank of America Merrill Lynch	(8,374)
4,075	BrightSphere Investment Group Inc	Barclays Bank	(122)
3,044	BrightSphere Investment Group Inc	Goldman Sachs	(1,278)
3,127	BrightSphere Investment Group Inc	HSBC	1,001
8,780	BrightSphere Investment Group Inc	Morgan Stanley	(263)
(33,176)	BrightSpire Capital Inc (REIT)	Barclays Bank	7,299
(62,115)	BrightSpire Capital Inc (REIT)	Goldman Sachs	21,740
(34,994)	BrightSpire Capital Inc (REIT)	HSBC	4,199
(15,742)	BrightSpire Capital Inc (REIT)	Morgan Stanley	3,463
12,494	BrightView Holdings Inc	Barclays Bank	(7,996)
26,213	BrightView Holdings Inc	Goldman Sachs	(63,960)
6,346	BrightView Holdings Inc	Morgan Stanley	(4,061)
2,350	Brilliant Earth Group Inc ' A'	Bank of America Merrill Lynch	(2,844)
2,133	Brilliant Earth Group Inc ' A'	HSBC	(5,524)
(2,280)	Brinker International Inc	Bank of America Merrill Lynch	2,847
(2,719)	Brinker International Inc	Barclays Bank	4,242
(7,868)	Brinker International Inc	Goldman Sachs	12,982
(1,066)	Brinker International Inc	HSBC	(4,019)
(6,894)	Brink' s Co	Barclays Bank	9,031
(12,301)	Brink' s Co	Goldman Sachs	19,190
(10,600)	Brink' s Co	HSBC	21,200
18,794	Bristol-Myers Squibb Co	Barclays Bank	1,691
(10,423)	Bristow Group Inc	Barclays Bank	7,505
(6,993)	Bristow Group Inc	Goldman Sachs	10,350
(9,525)	Brixmor Property Group Inc (REIT)	Bank of America Merrill Lynch	(5,814)
54,520	Brixmor Property Group Inc (REIT)	Barclays Bank	(20,718)
(10,159)	Brixmor Property Group Inc (REIT)	Barclays Bank	3,860
152,533	Brixmor Property Group Inc (REIT)	Goldman Sachs	57,963
(14,205)	Brixmor Property Group Inc (REIT)	Goldman Sachs	(2,183)
79,284	Brixmor Property Group Inc (REIT)	HSBC	118,926
79,486	Brixmor Property Group Inc (REIT)	Morgan Stanley	(30,205)
(7,153)	Brixmor Property Group Inc (REIT)	Morgan Stanley	2,718

保有高	銘柄	取引相手	未実現純評価益 ／(損) (米ドル)
米国 (続き)			
(554)	Broadcom Inc	Bank of America Merrill Lynch	1,878
(11,756)	Broadcom Inc	Goldman Sachs	39,103
(1,072)	Broadcom Inc	HSBC	(41,722)
(1,857)	Broadcom Inc	Morgan Stanley	16,750
(8,711)	Broadmark Realty Capital Inc (REIT)	Bank of America Merrill Lynch	10,279
(10,274)	Broadmark Realty Capital Inc (REIT)	Barclays Bank	2,979
(8,670)	Broadmark Realty Capital Inc (REIT)	Goldman Sachs	10,231
(28,453)	Broadmark Realty Capital Inc (REIT)	HSBC	27,030
(15,077)	Broadmark Realty Capital Inc (REIT)	Morgan Stanley	4,372
4,909	Broadridge Financial Solutions Inc	Bank of America Merrill Lynch	5,351
3,191	Broadridge Financial Solutions Inc	Barclays Bank	(14,902)
7,539	Broadridge Financial Solutions Inc	Goldman Sachs	8,217
5,601	Broadridge Financial Solutions Inc	HSBC	40,327
134,601	Broadstone Net Lease Inc (REIT)	Barclays Bank	(138,639)
11,260	Broadstone Net Lease Inc (REIT)	Goldman Sachs	(14,525)
65,893	Broadstone Net Lease Inc (REIT)	HSBC	(22,404)
8,223	Broadstone Net Lease Inc (REIT)	Morgan Stanley	(8,470)
12,025	Brookdale Senior Living Inc	Barclays Bank	(3,247)
19,114	Brookdale Senior Living Inc	Goldman Sachs	(38,610)
29,950	Brookdale Senior Living Inc	HSBC	(43,428)
19,429	Brookdale Senior Living Inc	Morgan Stanley	(5,246)
10,708	Brookfield Business Corp ' A'	Barclays Bank	(14,777)
18,172	Brookfield Business Corp ' A'	Goldman Sachs	(31,619)
3,605	Brookfield Business Corp ' A'	Morgan Stanley	(4,975)
13,496	Brookfield Infrastructure Corp ' A'	Barclays Bank	540
(5,258)	Brookfield Realty Capital Corp	Barclays Bank	—
7,454	Brookfield Renewable Corp ' A'	Bank of America Merrill Lynch	(5,591)
21,599	Brookfield Renewable Corp ' A'	Barclays Bank	(8,208)
5,793	Brookfield Renewable Corp ' A'	Goldman Sachs	(4,345)
35,386	Brookfield Renewable Corp ' A'	HSBC	(5,308)
6,914	Brookfield Renewable Corp ' A'	Morgan Stanley	(2,627)
1,193	Brown & Brown Inc	Bank of America Merrill Lynch	(1,031)
4,033	Brown & Brown Inc	Barclays Bank	(3,025)
31,571	Brown & Brown Inc	Goldman Sachs	38,778
10,576	Brown-Forman Corp ' A'	HSBC	35,430
1,773	Brown-Forman Corp ' A'	Morgan Stanley	(2,518)
19,787	Brown-Forman Corp ' B'	Barclays Bank	(16,027)
(1,418)	Brown-Forman Corp ' B'	Barclays Bank	(191)
20,500	Brown-Forman Corp ' B'	HSBC	91,020
(25,459)	Brown-Forman Corp ' B'	HSBC	(42,483)
(19,921)	BRP Group Inc ' A'	Barclays Bank	(11,355)
(9,137)	BRP Group Inc ' A'	Goldman Sachs	(15,624)
(6,234)	BRP Group Inc ' A'	HSBC	(10,785)
(4,439)	BRT Apartments Corp (REIT)	Bank of America Merrill Lynch	1,110
(5,450)	BRT Apartments Corp (REIT)	Barclays Bank	2,453

保有高	銘柄	取引相手	未実現純評価益 ／(損) (米ドル)
米国 (続き)			
(8,773)	BRT Apartments Corp (REIT)	Goldman Sachs	2,193
(2,926)	BRT Apartments Corp (REIT)	HSBC	2,019
(1,287)	BRT Apartments Corp (REIT)	Morgan Stanley	579
5,862	Bruker Corp	Barclays Bank	(17,117)
12,637	Bruker Corp	Goldman Sachs	(43,045)
11,230	Bruker Corp	HSBC	(9,406)
817	Bruker Corp	Morgan Stanley	(2,386)
(2,236)	Brunswick Corp	Bank of America Merrill Lynch	5,501
(3,854)	Brunswick Corp	Barclays Bank	3,199
(13,517)	Brunswick Corp	Goldman Sachs	33,252
(869)	Brunswick Corp	HSBC	(1,521)
(1,781)	Brunswick Corp	Morgan Stanley	1,478
(823)	Buckle Inc	Bank of America Merrill Lynch	(2,477)
(3,716)	Buckle Inc	Goldman Sachs	(6,419)
(2,978)	Buckle Inc	HSBC	(12,329)
(1,705)	Buckle Inc	Morgan Stanley	1,074
(1,726)	Build-A-Bear Workshop Inc	Barclays Bank	(5,817)
(11,573)	Build-A-Bear Workshop Inc	Goldman Sachs	(39,811)
(7,623)	Build-A-Bear Workshop Inc	HSBC	(34,837)
4,590	Builders FirstSource Inc	Bank of America Merrill Lynch	(9,685)
13,262	Builders FirstSource Inc	Barclays Bank	12,997
10,586	Builders FirstSource Inc	Goldman Sachs	(22,337)
3,910	Builders FirstSource Inc	HSBC	4,066
5,822	Builders FirstSource Inc	Morgan Stanley	5,706
(9,626)	Bumble Inc ' A'	Bank of America Merrill Lynch	28,782
(9,741)	Bumble Inc ' A'	Barclays Bank	(6,819)
(14,967)	Bumble Inc ' A'	Goldman Sachs	44,751
(7,178)	Bumble Inc ' A'	HSBC	(5,312)
(20,121)	Bumble Inc ' A'	Morgan Stanley	(14,084)
957	Bunge Ltd	Bank of America Merrill Lynch	2,431
7,651	Bunge Ltd	Barclays Bank	23,718
6,911	Bunge Ltd	Goldman Sachs	33,525
2,531	Bunge Ltd	HSBC	2,963
3,412	Bunge Ltd	Morgan Stanley	10,577
3,446	Burford Capital Ltd	Bank of America Merrill Lynch	758
23,383	Burford Capital Ltd	Barclays Bank	2,806
15,251	Burford Capital Ltd	Goldman Sachs	3,355
21,414	Burford Capital Ltd	HSBC	12,634
(662)	Burlington Stores Inc	Bank of America Merrill Lynch	(23,415)
(6,498)	Burlington Stores Inc	Barclays Bank	(13,256)
(2,433)	Burlington Stores Inc	Goldman Sachs	(75,996)
(671)	Burlington Stores Inc	HSBC	(12)
13,324	Business First Bancshares Inc	Barclays Bank	(10,259)
14,724	Business First Bancshares Inc	Goldman Sachs	(13,252)
8,853	Business First Bancshares Inc	HSBC	(10,801)

保有高	銘柄	取引相手	未実現純評価益 ／(損) (米ドル)
米国 (続き)			
(48,016)	Butterfly Network Inc	Barclays Bank	2,161
(1,784)	BWX Technologies Inc	Bank of America Merrill Lynch	(2,039)
13,442	BWX Technologies Inc	Barclays Bank	15,996
(4,136)	BWX Technologies Inc	Barclays Bank	(4,922)
1,255	BWX Technologies Inc	HSBC	4,029
(4,881)	BWX Technologies Inc	HSBC	(15,668)
8,080	BWX Technologies Inc	Morgan Stanley	9,615
(3,200)	BWX Technologies Inc	Morgan Stanley	(3,808)
17,483	Byline Bancorp Inc	Barclays Bank	(5,420)
50,023	Byline Bancorp Inc	Goldman Sachs	(30,014)
(1,664)	Byrna Technologies Inc	Bank of America Merrill Lynch	(649)
(35,102)	Byrna Technologies Inc	Barclays Bank	(6,669)
(3,876)	Byrna Technologies Inc	Goldman Sachs	(1,512)
(3,962)	Byrna Technologies Inc	HSBC	(5,507)
(2,131)	Byrna Technologies Inc	Morgan Stanley	(48)
(2,352)	C&F Financial Corp	Barclays Bank	(2,493)
(60)	C&F Financial Corp	Goldman Sachs	(33)
6,859	C3.ai Inc ' A'	Bank of America Merrill Lynch	(13,444)
17,063	C3.ai Inc ' A'	Barclays Bank	(171)
29,780	C3.ai Inc ' A'	HSBC	(9,232)
3,968	C4 Therapeutics Inc	Barclays Bank	(4,801)
7,118	C4 Therapeutics Inc	HSBC	(6,477)
1,221	Cabaletta Bio Inc	Barclays Bank	501
643	Cabaletta Bio Inc	HSBC	1,183
566	Cable One Inc	Bank of America Merrill Lynch	13,468
(45)	Cable One Inc	Bank of America Merrill Lynch	(1,295)
(36)	Cable One Inc	Barclays Bank	282
262	Cable One Inc	Goldman Sachs	10,285
(41)	Cable One Inc	Goldman Sachs	(758)
81	Cable One Inc	HSBC	113
91	Cable One Inc	Morgan Stanley	(1,329)
17,671	Cabot Corp	Barclays Bank	(29,334)
10,193	Cabot Corp	Goldman Sachs	(7,441)
5,874	Cabot Corp	HSBC	11,454
8,369	Cabot Corp	Morgan Stanley	(13,893)
1,044	CACI International Inc ' A'	Bank of America Merrill Lynch	16,955
4,025	CACI International Inc ' A'	Barclays Bank	(5,676)
2,941	CACI International Inc ' A'	Goldman Sachs	47,762
1,161	CACI International Inc ' A'	HSBC	4,087
1,012	CACI International Inc ' A'	Morgan Stanley	(1,427)
(5,883)	Cactus Inc ' A'	Bank of America Merrill Lynch	17,531
(9,521)	Cactus Inc ' A'	Barclays Bank	17,518
(4,086)	Cactus Inc ' A'	Goldman Sachs	11,711
(7,971)	Cactus Inc ' A'	HSBC	26,862
(4,375)	Cactus Inc ' A'	Morgan Stanley	8,050

保有高	銘柄	取引相手	未実現純評価益 ／(損) (米ドル)
米国 (続き)			
908	Cadence Bank	Bank of America Merrill Lynch	(944)
(990)	Cadence Bank	Bank of America Merrill Lynch	442
(10,842)	Cadence Bank	Barclays Bank	7,915
18,516	Cadence Bank	Goldman Sachs	(19,256)
(35,195)	Cadence Bank	HSBC	(9,120)
(7,261)	Cadence Bank	Morgan Stanley	5,301
1,757	Cadence Bank	Morgan Stanley	(1,283)
2,102	Cadence Design Systems Inc	Bank of America Merrill Lynch	(7,714)
6,262	Cadence Design Systems Inc	Barclays Bank	(814)
1,551	Cadence Design Systems Inc	Goldman Sachs	(5,692)
1,507	Cadence Design Systems Inc	HSBC	24,075
1,679	Cadence Design Systems Inc	Morgan Stanley	(218)
(15,014)	Cadiz Inc	Barclays Bank	3,153
(33,709)	Cadiz Inc	HSBC	(4,045)
(11,333)	Cadiz Inc	Morgan Stanley	2,380
(18,812)	Cadre Holdings Inc	Barclays Bank	(188)
(1,736)	Cadre Holdings Inc	Morgan Stanley	(17)
14,524	Caesars Entertainment Inc	Barclays Bank	(8,052)
13,693	Caesars Entertainment Inc	HSBC	38,985
6,168	Caesars Entertainment Inc	Morgan Stanley	(4,133)
14,482	Caesarstone Ltd	Bank of America Merrill Lynch	(9,558)
14,874	Caesarstone Ltd	Barclays Bank	(5,206)
11,048	Caesarstone Ltd	Goldman Sachs	(7,292)
24,322	Caesarstone Ltd	HSBC	(58,859)
29,823	Caesarstone Ltd	Morgan Stanley	(10,438)
(22,357)	CalAmp Corp	Barclays Bank	4,807
(19,984)	CalAmp Corp	Goldman Sachs	5,096
4,668	Calavo Growers Inc	Barclays Bank	(12,510)
4,699	Calavo Growers Inc	Goldman Sachs	(12,029)
2,593	Caledonia Mining Corp Plc	Barclays Bank	(1,685)
5,997	Caledonia Mining Corp Plc	Goldman Sachs	(4,198)
(9,452)	Caleres Inc	Goldman Sachs	33,271
(16,228)	Caleres Inc	HSBC	43,329
1,619	California BanCorp	Bank of America Merrill Lynch	2,153
9,475	California BanCorp	Barclays Bank	8,149
5,265	California BanCorp	Goldman Sachs	7,002
3,482	California BanCorp	HSBC	3,795
1,909	California BanCorp	Morgan Stanley	1,642
(1,882)	California Resources Corp	Barclays Bank	2,541
(840)	California Water Service Group	Bank of America Merrill Lynch	(101)
(13,131)	California Water Service Group	Barclays Bank	9,717
(24,712)	California Water Service Group	Goldman Sachs	(2,965)
524	Calithera Biosciences Inc	Bank of America Merrill Lynch	(225)
1,840	Calithera Biosciences Inc	Goldman Sachs	(791)
645	Calithera Biosciences Inc	HSBC	(419)

保有高	銘柄	取引相手	未実現純評価益 ／(損) (米ドル)
米国 (続き)			
335	Calithera Biosciences Inc	Morgan Stanley	(37)
(20)	Calix Inc	Bank of America Merrill Lynch	5
475	Calix Inc	Bank of America Merrill Lynch	(121)
(687)	Calix Inc	Barclays Bank	388
825	Calix Inc	Barclays Bank	(466)
4,930	Calix Inc	Goldman Sachs	(1,257)
(786)	Calix Inc	HSBC	303
2,398	Calix Inc	Morgan Stanley	(1,129)
(3,625)	Callon Petroleum Co	Barclays Bank	6,271
(726)	Callon Petroleum Co	HSBC	50
830	Cal-Maine Foods Inc	Bank of America Merrill Lynch	3,030
3,342	Cal-Maine Foods Inc	Barclays Bank	936
9,105	Cal-Maine Foods Inc	Goldman Sachs	33,233
10,341	Cal-Maine Foods Inc	HSBC	(12,227)
5,479	Cal-Maine Foods Inc	Morgan Stanley	1,534
(2,617)	Cambium Networks Corp	Barclays Bank	2,251
(7,385)	Cambium Networks Corp	HSBC	20,013
(7,702)	Cambium Networks Corp	Morgan Stanley	6,624
(8,700)	Cambridge Bancorp	Goldman Sachs	35,148
(4,106)	Cambridge Bancorp	HSBC	6,734
20,207	Camden National Corp	Barclays Bank	(24,046)
4,473	Camden National Corp	Goldman Sachs	(5,054)
5,922	Camden Property Trust (REIT)	Goldman Sachs	13,384
6,115	Camden Property Trust (REIT)	HSBC	43,050
(667)	Campbell Soup Co	Barclays Bank	20
(31,541)	Campbell Soup Co	Goldman Sachs	(105,968)
(21,944)	Campbell Soup Co	HSBC	(21,944)
(11,951)	Campbell Soup Co	Morgan Stanley	359
(17,595)	Camping World Holdings Inc ' A'	Barclays Bank	13,020
(4,529)	Camping World Holdings Inc ' A'	HSBC	3,153
(2,425)	Canadian Pacific Railway Ltd	Barclays Bank	(12)
(1,465)	Canadian Pacific Railway Ltd	Goldman Sachs	(7,362)
(8,816)	Canadian Pacific Railway Ltd	Morgan Stanley	(44)
(19,756)	Cannae Holdings Inc	Barclays Bank	8,495
(15,072)	Cannae Holdings Inc	Goldman Sachs	40,092
(11,632)	Cannae Holdings Inc	HSBC	(1,280)
(20,048)	Cantaloupe Inc	Barclays Bank	(3,208)
(10,325)	Cantaloupe Inc	Goldman Sachs	(1,859)
(6,153)	Capital Bancorp Inc	Barclays Bank	2,461
(3,251)	Capital Bancorp Inc	Goldman Sachs	(715)
12,733	Capital City Bank Group Inc	Bank of America Merrill Lynch	(8,786)
37,869	Capital City Bank Group Inc	Barclays Bank	(36,354)
62,213	Capital City Bank Group Inc	Goldman Sachs	(42,927)
20,524	Capital City Bank Group Inc	HSBC	(6,157)
23,252	Capital One Financial Corp	Barclays Bank	(48,829)

保有高	銘柄	取引相手	未実現純評価益 ／(損) (米ドル)
米国 (続き)			
1,395	Capital One Financial Corp	Goldman Sachs	(97)
12,379	Capital One Financial Corp	HSBC	(58,500)
(41,338)	Capitol Federal Financial Inc	Bank of America Merrill Lynch	8,681
(106,446)	Capitol Federal Financial Inc	Barclays Bank	15,967
(69,675)	Capitol Federal Financial Inc	Goldman Sachs	14,632
(94,974)	Capitol Federal Financial Inc	HSBC	5,698
(31,289)	Capitol Federal Financial Inc	Morgan Stanley	4,693
3,013	Capri Holdings Ltd	Bank of America Merrill Lynch	5,032
8,338	Capri Holdings Ltd	Barclays Bank	19,928
6,352	Capri Holdings Ltd	Goldman Sachs	11,171
5,762	Capri Holdings Ltd	HSBC	50,417
4,945	Capri Holdings Ltd	Morgan Stanley	11,818
40,450	Capstar Financial Holdings Inc	Barclays Bank	(18,000)
32,638	Capstar Financial Holdings Inc	Goldman Sachs	816
30,801	Capstar Financial Holdings Inc	HSBC	3,850
8,315	Cara Therapeutics Inc	Bank of America Merrill Lynch	166
5,679	Cara Therapeutics Inc	Barclays Bank	1,931
5,014	Cara Therapeutics Inc	HSBC	9,226
(31,489)	Cardiff Oncology Inc	Bank of America Merrill Lynch	(6,298)
(6,154)	Cardiff Oncology Inc	Barclays Bank	(1,539)
(8,947)	Cardiff Oncology Inc	Goldman Sachs	(1,789)
(7,320)	Cardiff Oncology Inc	HSBC	(1,537)
25,805	Cardinal Health Inc	Barclays Bank	(14,967)
21,493	Cardiovascular Systems Inc	Bank of America Merrill Lynch	(29,123)
25,860	Cardiovascular Systems Inc	Barclays Bank	(4,784)
24,064	Cardiovascular Systems Inc	Goldman Sachs	(32,607)
2,377	Cardiovascular Systems Inc	HSBC	(1,414)
16,064	Cardiovascular Systems Inc	Morgan Stanley	(2,972)
6,653	Cardlytics Inc	Bank of America Merrill Lynch	(8,250)
6,336	Cardlytics Inc	Barclays Bank	(63)
5,112	Cardlytics Inc	HSBC	(869)
3,191	CareDx Inc	Goldman Sachs	(5,138)
6,161	CareDx Inc	HSBC	(25,999)
4,846	CareDx Inc	Morgan Stanley	(1,066)
8,946	CareMax Inc	Bank of America Merrill Lynch	(9,393)
14,595	CareMax Inc	Barclays Bank	(3,503)
4,604	CareMax Inc	Goldman Sachs	(2,077)
2,419	CareMax Inc	Morgan Stanley	(581)
(26,322)	CareTrust Inc (REIT)	Barclays Bank	(5,001)
(40,000)	CareTrust Inc (REIT)	Goldman Sachs	(8,800)
(26,853)	CareTrust Inc (REIT)	HSBC	(15,575)
4,282	Cargurus Inc	Bank of America Merrill Lynch	(10,063)
8,593	Cargurus Inc	Barclays Bank	(12,116)
1,742	Cargurus Inc	Morgan Stanley	(2,456)
251	Carlisle Cos Inc	Bank of America Merrill Lynch	2,972

保有高	銘柄	取引相手	未実現純評価益 ／(損) (米ドル)
米国 (続き)			
(3,086)	Carlisle Cos Inc	Barclays Bank	5,123
2,063	Carlisle Cos Inc	Goldman Sachs	24,426
643	Carlisle Cos Inc	HSBC	15,541
2,264	Carlisle Cos Inc	Morgan Stanley	(3,758)
35,397	Carlyle Group Inc	Bank of America Merrill Lynch	8,672
40,069	Carlyle Group Inc	Barclays Bank	27,848
21,491	Carlyle Group Inc	Goldman Sachs	5,265
25,612	Carlyle Group Inc	HSBC	104,369
(1,063)	CarMax Inc	Bank of America Merrill Lynch	2,848
(11,089)	CarMax Inc	Barclays Bank	7,430
(15,425)	CarMax Inc	Goldman Sachs	95,481
(17,135)	CarMax Inc	HSBC	(26,325)
(4,343)	CarMax Inc	Morgan Stanley	2,910
20,243	Carnival Corp	Barclays Bank	1,721
(5,597)	Carnival Corp	Barclays Bank	(476)
5,729	CarParts.com Inc	Bank of America Merrill Lynch	(1,490)
11,980	CarParts.com Inc	Barclays Bank	(155)
30,130	CarParts.com Inc	HSBC	27,950
12,246	CarParts.com Inc	Morgan Stanley	—
(34,502)	Carpenter Technology Corp	Goldman Sachs	59,688
(7,429)	Carpenter Technology Corp	HSBC	(4,755)
6,035	Carriage Services Inc	Barclays Bank	(5,854)
6,638	Carriage Services Inc	HSBC	(20,976)
(41,013)	Carrier Global Corp	Barclays Bank	66,441
(39,605)	Carrier Global Corp	Goldman Sachs	76,438
(6,117)	Carrier Global Corp	HSBC	(6,178)
(15,825)	Carrier Global Corp	Morgan Stanley	25,636
(22,769)	Carrols Restaurant Group Inc	Goldman Sachs	3,871
(7,729)	Carrols Restaurant Group Inc	HSBC	2,010
(18,191)	Cars.com Inc	Goldman Sachs	14,735
(27,230)	Carter Bankshares Inc	Barclays Bank	5,174
(9,607)	Carter Bankshares Inc	Goldman Sachs	1,633
(19,062)	Carter Bankshares Inc	HSBC	2,478
6,286	Carter' s Inc	Barclays Bank	(18,292)
9,519	Carter' s Inc	Goldman Sachs	(14,374)
1,005	Carter' s Inc	HSBC	6,131
14,165	Carvana Co	Bank of America Merrill Lynch	(41,362)
11,903	Carvana Co	Barclays Bank	2,500
5,890	Carvana Co	Goldman Sachs	(17,199)
(12,880)	Casella Waste Systems Inc ' A'	Barclays Bank	13,524
(5,057)	Casella Waste Systems Inc ' A'	HSBC	(18,205)
(464)	Casey' s General Stores Inc	Bank of America Merrill Lynch	(670)
2,106	Casey' s General Stores Inc	Barclays Bank	(8,224)
(840)	Casey' s General Stores Inc	Goldman Sachs	(1,214)
(1,175)	Casey' s General Stores Inc	HSBC	(5,446)

保有高	銘柄	取引相手	未実現純評価益 ／(損) (米ドル)
	米国 (続き)		
12,823	Cass Information Systems Inc	Barclays Bank	(21,158)
3,516	Cass Information Systems Inc	Goldman Sachs	(3,797)
8,515	Cass Information Systems Inc	HSBC	(1,788)
(3,208)	Castle Biosciences Inc	Barclays Bank	(3,433)
(1,370)	Castle Biosciences Inc	Goldman Sachs	1,206
(4,058)	Castle Biosciences Inc	HSBC	(8,238)
8,503	Catalent Inc	Bank of America Merrill Lynch	46,568
5,172	Catalent Inc	Barclays Bank	35,945
4,687	Catalent Inc	Goldman Sachs	(1,969)
4,804	Catalent Inc	HSBC	29,684
22,484	Catalyst Biosciences Inc	Bank of America Merrill Lynch	(106)
30,102	Catalyst Biosciences Inc	Barclays Bank	(3)
3,322	Catalyst Biosciences Inc	Goldman Sachs	(16)
32,520	Catalyst Biosciences Inc	HSBC	289
23,842	Catalyst Biosciences Inc	Morgan Stanley	(2)
(29,734)	Catalyst Pharmaceuticals Inc	Barclays Bank	27,355
(2,523)	Caterpillar Inc	Barclays Bank	9,411
(4,955)	Caterpillar Inc	Goldman Sachs	5,252
1,509	Caterpillar Inc	Goldman Sachs	(1,600)
1,083	Cathay General Bancorp	Barclays Bank	(1,126)
23,921	Cathay General Bancorp	Goldman Sachs	(31,337)
12,315	Cathay General Bancorp	Morgan Stanley	(12,808)
(9,447)	Cato Corp ' A'	Bank of America Merrill Lynch	13,037
(9,529)	Cato Corp ' A'	Barclays Bank	762
(27,043)	Cato Corp ' A'	Goldman Sachs	37,319
(12,247)	Cato Corp ' A'	HSBC	12,982
(1,573)	Cato Corp ' A'	Morgan Stanley	126
(467)	Cavco Industries Inc	Barclays Bank	(210)
(840)	Cavco Industries Inc	Goldman Sachs	(2,747)
7,430	CB Financial Services Inc	Barclays Bank	1,486
4,379	CB Financial Services Inc	Goldman Sachs	1,445
2,041	CB Financial Services Inc	Morgan Stanley	408
4,390	cbdMD Inc	Goldman Sachs	(101)
(1,166)	CBIZ Inc	HSBC	375
(15,598)	CBL & Associates Properties Inc (REIT)	Barclays Bank	(16,690)
(5,272)	CBL & Associates Properties Inc (REIT)	HSBC	(5,799)
(4,327)	CBL & Associates Properties Inc (REIT)	Morgan Stanley	(4,630)
7,514	Cboe Global Markets Inc	Barclays Bank	(2,179)
22,659	Cboe Global Markets Inc	Goldman Sachs	55,288
27,079	Cboe Global Markets Inc	HSBC	(18,685)
8,650	Cboe Global Markets Inc	Morgan Stanley	(2,509)
7,733	CBRE Group Inc ' A'	Barclays Bank	(2,088)
(7,046)	CBRE Group Inc ' A'	Barclays Bank	1,902
(8,671)	CBRE Group Inc ' A'	Goldman Sachs	(1,301)
(21,753)	CCC Intelligent Solutions Holdings Inc	Bank of America Merrill Lynch	4,351

保有高	銘柄	取引相手	未実現純評価益 ／(損) (米ドル)
米国 (続き)			
(9,958)	CCC Intelligent Solutions Holdings Inc	Barclays Bank	(498)
(22,911)	CCC Intelligent Solutions Holdings Inc	Goldman Sachs	4,582
(4,296)	CCC Intelligent Solutions Holdings Inc	HSBC	1,203
8,631	CCC Intelligent Solutions Holdings Inc	HSBC	(2,417)
(20,531)	CCC Intelligent Solutions Holdings Inc	Morgan Stanley	(1,027)
825	CDW Corp	Bank of America Merrill Lynch	(941)
11,873	CDW Corp	Barclays Bank	(57,109)
4,299	CDW Corp	Goldman Sachs	(4,901)
6,235	CDW Corp	Morgan Stanley	(29,990)
26,335	CECO Environmental Corp	Bank of America Merrill Lynch	17,908
33,485	CECO Environmental Corp	Barclays Bank	15,068
25,327	CECO Environmental Corp	Goldman Sachs	17,222
(22,655)	Celanese Corp	Barclays Bank	27,413
(2,977)	Celanese Corp	Goldman Sachs	(208)
(14,760)	Celanese Corp	Morgan Stanley	17,860
(4,302)	Celcuity Inc	Barclays Bank	1,721
(12,255)	Celldex Therapeutics Inc	Barclays Bank	(9,069)
(1,040)	Celldex Therapeutics Inc	Goldman Sachs	1,446
(5,444)	Celldex Therapeutics Inc	HSBC	(408)
(8,323)	Celsius Holdings Inc	Barclays Bank	(111,279)
(13,054)	Celsius Holdings Inc	Goldman Sachs	(106,651)
14,909	Cenntro Electric Group Ltd	Bank of America Merrill Lynch	(4,098)
(5,534)	Centene Corp	Bank of America Merrill Lynch	(27,700)
(52,065)	Centene Corp	Barclays Bank	(87,469)
(2,407)	Centene Corp	Goldman Sachs	(4,615)
(506)	Centene Corp	HSBC	(1,057)
(4,197)	Centene Corp	Morgan Stanley	(6,546)
(30,151)	CenterPoint Energy Inc	Bank of America Merrill Lynch	(41,006)
(163,325)	CenterPoint Energy Inc	Barclays Bank	(6,533)
(31,735)	CenterPoint Energy Inc	Goldman Sachs	(30,842)
(139,537)	CenterPoint Energy Inc	HSBC	(312,970)
(70,849)	CenterPoint Energy Inc	Morgan Stanley	(2,834)
(9,445)	Centerspace (REIT)	Barclays Bank	29,468
(12,401)	Centerspace (REIT)	HSBC	(25,546)
15,348	Centogene NV	Barclays Bank	1,226
1,029	Centogene NV	Goldman Sachs	(10)
631	Centogene NV	Morgan Stanley	50
16,787	Central Garden & Pet Co ' A'	Bank of America Merrill Lynch	(64,630)
25,764	Central Garden & Pet Co ' A'	Barclays Bank	(2,834)
30,406	Central Garden & Pet Co ' A'	Goldman Sachs	(117,063)
14,402	Central Garden & Pet Co ' A'	HSBC	(26,788)
5,785	Central Garden & Pet Co ' A'	Morgan Stanley	(636)
35,016	Central Pacific Financial Corp	Bank of America Merrill Lynch	(24,861)
90,586	Central Pacific Financial Corp	Morgan Stanley	(46,199)
(75)	Central Valley Community Bancorp	Bank of America Merrill Lynch	(82)

保有高	銘柄	取引相手	未実現純評価益 ／(損) (米ドル)
米国 (続き)			
(4,182)	Central Valley Community Bancorp	Barclays Bank	335
(3,937)	Central Valley Community Bancorp	Goldman Sachs	(4,291)
(9,618)	Central Valley Community Bancorp	HSBC	(15,870)
(1,079)	Central Valley Community Bancorp	Morgan Stanley	86
(8,597)	Centrus Energy Corp ' A'	Barclays Bank	(1,633)
(3,180)	Centrus Energy Corp ' A'	HSBC	23,119
(478)	Centrus Energy Corp ' A'	Morgan Stanley	(91)
(12,899)	Century Aluminum Co	Bank of America Merrill Lynch	6,798
(5,890)	Century Aluminum Co	Barclays Bank	1,237
(3,462)	Century Aluminum Co	Goldman Sachs	2,597
(4,167)	Century Aluminum Co	Morgan Stanley	875
12,715	Century Casinos Inc	Barclays Bank	(6,230)
16,497	Century Casinos Inc	Goldman Sachs	(12,868)
5,796	Century Casinos Inc	Morgan Stanley	(2,840)
(6,761)	Century Communities Inc	Barclays Bank	3,651
(4,583)	Century Communities Inc	Goldman Sachs	7,012
(10,212)	Century Communities Inc	HSBC	(23,998)
2,769	Cerence Inc	Bank of America Merrill Lynch	2,492
1,768	Cerence Inc	Barclays Bank	4,844
5,750	Cerence Inc	Goldman Sachs	5,175
5,868	Cerence Inc	HSBC	12,851
2,993	Cerence Inc	Morgan Stanley	8,201
(9,984)	Cerevel Therapeutics Holdings Inc	Barclays Bank	7,188
(4,000)	Cerevel Therapeutics Holdings Inc	Goldman Sachs	3,880
13,630	Ceridian HCM Holding Inc	Barclays Bank	(9,950)
1,751	Ceridian HCM Holding Inc	Goldman Sachs	(14,043)
20,539	Ceridian HCM Holding Inc	Morgan Stanley	(14,993)
21,192	Certara Inc	Bank of America Merrill Lynch	18,001
12,325	Certara Inc	Goldman Sachs	10,231
10,178	Certara Inc	HSBC	19,258
6,051	Certara Inc	Morgan Stanley	3,856
22,324	Cerus Corp	Barclays Bank	(3,572)
60,890	Cerus Corp	HSBC	(2,436)
26,505	Cerus Corp	Morgan Stanley	(4,241)
(37,517)	CEVA Inc	Barclays Bank	50,273
(29,088)	CEVA Inc	Goldman Sachs	90,755
(8,046)	CEVA Inc	HSBC	27,356
(214)	CF Industries Holdings Inc	Barclays Bank	1,177
5,477	CF Industries Holdings Inc	Goldman Sachs	(14,952)
(590)	CF Industries Holdings Inc	HSBC	1,109
8,704	CH Robinson Worldwide Inc	Barclays Bank	(3,046)
(2,815)	CH Robinson Worldwide Inc	HSBC	72
(711)	CH Robinson Worldwide Inc	Morgan Stanley	249
(25,830)	Champions Oncology Inc	Bank of America Merrill Lynch	(11,365)
(2,364)	Champions Oncology Inc	Barclays Bank	496

保有高	銘柄	取引相手	未実現純評価益 ／(損) (米ドル)
米国 (続き)			
(5,656)	ChampionX Corp	Bank of America Merrill Lynch	6,093
(6,954)	ChampionX Corp	Barclays Bank	8,344
(26,082)	ChampionX Corp	Goldman Sachs	46,484
(721)	ChampionX Corp	HSBC	844
(1,364)	ChampionX Corp	Morgan Stanley	(110)
(43,151)	ChargePoint Holdings Inc	Barclays Bank	(14,180)
(14,803)	ChargePoint Holdings Inc	HSBC	1,276
(1,763)	Charles River Laboratories International Inc	Barclays Bank	2,221
(2,524)	Charles River Laboratories International Inc	Goldman Sachs	23,221
(702)	Charles River Laboratories International Inc	HSBC	443
(263)	Charles River Laboratories International Inc	Morgan Stanley	(131)
(3,525)	Charles Schwab Corp	Barclays Bank	4,970
(11,902)	Charles Schwab Corp	HSBC	(2,618)
(3,201)	Chart Industries Inc	Barclays Bank	(20,422)
1,960	Chart Industries Inc	Morgan Stanley	12,505
(1,946)	Charter Communications Inc ' A'	Bank of America Merrill Lynch	29,360
(2,837)	Charter Communications Inc ' A'	Barclays Bank	29,193
(2,165)	Charter Communications Inc ' A'	Goldman Sachs	31,655
(1,795)	Charter Communications Inc ' A'	HSBC	(6,513)
(2,129)	Charter Communications Inc ' A'	Morgan Stanley	21,908
(237)	Chase Corp	Bank of America Merrill Lynch	(172)
(6,327)	Chase Corp	Goldman Sachs	42,949
(42,632)	Chatham Lodging Trust (REIT)	Goldman Sachs	(5,542)
2,498	CHC Group Ltd*	Morgan Stanley	(1,124)
1,051	Check Point Software Technologies Ltd	Bank of America Merrill Lynch	326
1,185	Check Point Software Technologies Ltd	Barclays Bank	(2,423)
5,042	Check Point Software Technologies Ltd	Goldman Sachs	(3,136)
2,280	Check Point Software Technologies Ltd	Morgan Stanley	(4,993)
(3,870)	Checkpoint Therapeutics Inc	Goldman Sachs	600
(5,410)	Cheesecake Factory Inc	Bank of America Merrill Lynch	14,065
(25,268)	Cheesecake Factory Inc	Barclays Bank	57,358
(6,082)	Cheesecake Factory Inc	Goldman Sachs	17,287
(1,530)	Cheesecake Factory Inc	HSBC	3,124
(3,487)	Chefs' Warehouse Inc	Barclays Bank	1,569
(8,096)	Chefs' Warehouse Inc	HSBC	(3,400)
(4,052)	Chefs' Warehouse Inc	Morgan Stanley	1,823
314	Chegg Inc	Bank of America Merrill Lynch	(176)
17,403	Chegg Inc	HSBC	35,850
(474)	Chemed Corp	Bank of America Merrill Lynch	(7,404)
(1,490)	Chemed Corp	Barclays Bank	(6,213)
(438)	Chemed Corp	Goldman Sachs	(6,842)
(111)	Chemed Corp	HSBC	(2,517)
(472)	Chemed Corp	Morgan Stanley	(1,968)

保有高	銘柄	取引相手	未実現純評価益 ／(損) (米ドル)
米国 (続き)			
(4,303)	Chemours Co	Bank of America Merrill Lynch	14,329
(11,633)	Chemours Co	Barclays Bank	31,991
(8,892)	Chemours Co	Goldman Sachs	29,611
(16,213)	Chemours Co	HSBC	7,021
(8,722)	Chemours Co	Morgan Stanley	23,985
(5,705)	Cheniere Energy Inc	Barclays Bank	(10,326)
(8,913)	Cheniere Energy Inc	Morgan Stanley	(16,133)
12,725	Cherry Hill Mortgage Investment Corp (REIT)	Barclays Bank	(64)
6,996	Cherry Hill Mortgage Investment Corp (REIT)	HSBC	525
(683)	Chesapeake Energy Corp	Bank of America Merrill Lynch	(1,189)
649	Chesapeake Energy Corp	Bank of America Merrill Lynch	(818)
(2,302)	Chesapeake Energy Corp	Barclays Bank	2,671
11,101	Chesapeake Energy Corp	Barclays Bank	(12,877)
(1,732)	Chesapeake Energy Corp	Morgan Stanley	(3,649)
(989)	Chesapeake Utilities Corp	Bank of America Merrill Lynch	(2,759)
(3,398)	Chesapeake Utilities Corp	Goldman Sachs	(10,831)
(955)	Chesapeake Utilities Corp	HSBC	2,573
(219)	Chesapeake Utilities Corp	Morgan Stanley	677
4,969	Chevron Corp	Bank of America Merrill Lynch	(31,057)
9,693	Chevron Corp	Barclays Bank	(39,644)
1,389	Chevron Corp	Goldman Sachs	(8,681)
7,747	Chevron Corp	HSBC	(27,424)
8,135	Chevron Corp	Morgan Stanley	(33,272)
(1,253)	Chewy Inc ' A'	Bank of America Merrill Lynch	2,331
(23,127)	Chewy Inc ' A'	Barclays Bank	1,619
(656)	Chewy Inc ' A'	HSBC	601
5,719	Chicken Soup For The Soul Entertainment Inc	Barclays Bank	(1,087)
4,883	Chicken Soup For The Soul Entertainment Inc	Goldman Sachs	(5,029)
50	Chicken Soup For The Soul Entertainment Inc	HSBC	(31)
14,870	Chico' s FAS Inc	Bank of America Merrill Lynch	(16,877)
47,264	Chico' s FAS Inc	Barclays Bank	(30,485)
55,761	Chico' s FAS Inc	Goldman Sachs	(63,289)
13,104	Chico' s FAS Inc	HSBC	(7,142)
44,192	Chico' s FAS Inc	Morgan Stanley	(28,504)
(621)	Children' s Place Inc	Bank of America Merrill Lynch	2,323
(2,078)	Children' s Place Inc	Goldman Sachs	7,004
(997)	Children' s Place Inc	HSBC	329
(12,599)	Chimera Investment Corp (REIT)	Bank of America Merrill Lynch	1,260
(125,337)	Chimera Investment Corp (REIT)	Goldman Sachs	12,534
(53,531)	Chimera Investment Corp (REIT)	HSBC	(20,342)
(75,690)	Chimera Investment Corp (REIT)	Morgan Stanley	(6,812)
(12,698)	Chimerix Inc	Bank of America Merrill Lynch	63
(49,139)	Chimerix Inc	Barclays Bank	1,228
(62,335)	Chimerix Inc	Goldman Sachs	312
(66,116)	Chimerix Inc	HSBC	(16,198)

保有高	銘柄	取引相手	未実現純評価益 ／(損) (米ドル)
米国 (続き)			
1,840	Chinook Therapeutics Inc	Barclays Bank	1,214
2,984	Chinook Therapeutics Inc	Goldman Sachs	(1,343)
4,665	Chinook Therapeutics Inc	Morgan Stanley	3,079
(249)	Chipotle Mexican Grill Inc	Bank of America Merrill Lynch	(10,846)
(165)	Chipotle Mexican Grill Inc	Barclays Bank	(3,762)
(1,050)	Chipotle Mexican Grill Inc	Goldman Sachs	(45,838)
(228)	Chipotle Mexican Grill Inc	HSBC	(14,573)
(274)	Chipotle Mexican Grill Inc	Morgan Stanley	(16,750)
15,303	Choice Hotels International Inc	Goldman Sachs	(16,068)
2,987	Choice Hotels International Inc	HSBC	14,636
(2,535)	Choice Hotels International Inc	HSBC	(12,422)
433	ChoiceOne Financial Services Inc	Bank of America Merrill Lynch	9
2,438	ChoiceOne Financial Services Inc	Barclays Bank	24
4,291	ChoiceOne Financial Services Inc	HSBC	1,201
75	ChoiceOne Financial Services Inc	Morgan Stanley	1
341	Chord Energy Corp	Bank of America Merrill Lynch	(1,101)
(917)	Chord Energy Corp	Barclays Bank	2,907
2,456	Chord Energy Corp	Barclays Bank	(7,786)
(2,912)	Chord Energy Corp	Goldman Sachs	37,303
4,409	Chord Energy Corp	Goldman Sachs	(53,451)
3,330	Chord Energy Corp	HSBC	(26,773)
2,950	Chord Energy Corp	Morgan Stanley	(9,352)
(1,801)	ChromaDex Corp	Barclays Bank	(72)
(2,671)	ChromaDex Corp	HSBC	214
(3,772)	Chubb Ltd	Barclays Bank	(10,034)
3,856	Chubb Ltd	Barclays Bank	10,257
(8,309)	Chubb Ltd	Goldman Sachs	(75,196)
7,448	Chubb Ltd	Goldman Sachs	67,404
(9,262)	Chubb Ltd	HSBC	(17,910)
2,141	Chubb Ltd	HSBC	8,784
(798)	Church & Dwight Co Inc	Bank of America Merrill Lynch	(3,298)
1,466	Church & Dwight Co Inc	Barclays Bank	2,272
(3,769)	Church & Dwight Co Inc	Barclays Bank	(5,842)
13,175	Church & Dwight Co Inc	Goldman Sachs	54,413
530	Church & Dwight Co Inc	HSBC	3,583
(300)	Church & Dwight Co Inc	HSBC	(614)
15,268	Church & Dwight Co Inc	Morgan Stanley	23,665
(4,190)	Churchill Downs Inc	Barclays Bank	23,673
(2,052)	Churchill Downs Inc	Goldman Sachs	10,465
753	Churchill Downs Inc	Goldman Sachs	(3,840)
(1,181)	Churchill Downs Inc	HSBC	(9,885)
542	Churchill Downs Inc	Morgan Stanley	(3,062)
(9,725)	Chuy' s Holdings Inc	Barclays Bank	15,657
(564)	Chuy' s Holdings Inc	HSBC	457
40,522	Cidara Therapeutics Inc	Barclays Bank	(2,111)

保有高	銘柄	取引相手	未実現純評価益 ／(損) (米ドル)
	米国 (続き)		
65,869	Cidara Therapeutics Inc	Goldman Sachs	1,726
7,253	Cidara Therapeutics Inc	HSBC	701
(96)	Ciena Corp	Barclays Bank	8
2,969	Ciena Corp	Goldman Sachs	(6,146)
(5,011)	Ciena Corp	Goldman Sachs	10,373
21,603	Ciena Corp	HSBC	(16,634)
3,347	Cigna Corp	Barclays Bank	4,385
26,627	Cigna Corp	Goldman Sachs	412,452
6,320	Cigna Corp	HSBC	(44,746)
3,321	Cigna Corp	Morgan Stanley	4,351
5,609	Cimpress Plc	Goldman Sachs	(6,899)
866	Cimpress Plc	HSBC	3,403
(10,874)	Cincinnati Financial Corp	Bank of America Merrill Lynch	(435)
(7,687)	Cincinnati Financial Corp	Barclays Bank	12,376
(6,684)	Cincinnati Financial Corp	Goldman Sachs	(267)
(877)	Cincinnati Financial Corp	Morgan Stanley	1,412
(1,275)	CinCor Pharma Inc	Morgan Stanley	16,282
7,780	Cinemark Holdings Inc	Bank of America Merrill Lynch	4,576
30,912	Cinemark Holdings Inc	Barclays Bank	31,839
12,867	Cinemark Holdings Inc	Goldman Sachs	6,509
3,866	Cintas Corp	Bank of America Merrill Lynch	29,072
2,584	Cintas Corp	Barclays Bank	(7,727)
8,977	Cintas Corp	Goldman Sachs	67,507
2,910	Cintas Corp	HSBC	62,012
111	Cintas Corp	Morgan Stanley	(332)
(45,857)	Cipher Mining Inc	Barclays Bank	(4,994)
(10,153)	CIRCOR International Inc	Barclays Bank	(9,747)
14,973	Cirrus Logic Inc	Barclays Bank	(86,843)
29,482	Cirrus Logic Inc	Goldman Sachs	(209,617)
10,730	Cirrus Logic Inc	HSBC	7,190
(2,621)	Cisco Systems Inc	Bank of America Merrill Lynch	(9,134)
(73,293)	Cisco Systems Inc	Barclays Bank	(366)
32,623	Cisco Systems Inc	Barclays Bank	163
(4,055)	Cisco Systems Inc	HSBC	(738)
(6,889)	Cisco Systems Inc	Morgan Stanley	(1,759)
(6,158)	Citi Trends Inc	Barclays Bank	(42,059)
(3,391)	Citi Trends Inc	Goldman Sachs	(23,669)
(4,408)	Citi Trends Inc	HSBC	(38,173)
13,947	Citigroup Inc	Bank of America Merrill Lynch	(35,329)
14,251	Citigroup Inc	Barclays Bank	(28,442)
26,917	Citigroup Inc	Goldman Sachs	(62,786)
17,981	Citigroup Inc	HSBC	6,656
20,374	Citigroup Inc	Morgan Stanley	(59,085)
(113,720)	Citius Pharmaceuticals Inc	HSBC	(14,215)
1,398	Citizens & Northern Corp	Barclays Bank	(531)

保有高	銘柄	取引相手	未実現純評価益 ／(損) (米ドル)
米国 (続き)			
5,425	Citizens & Northern Corp	Goldman Sachs	(977)
2,867	Citizens & Northern Corp	HSBC	1,290
1,273	Citizens & Northern Corp	Morgan Stanley	(484)
18,969	Citizens Financial Group Inc	Barclays Bank	(9,105)
(31,928)	Citizens Financial Group Inc	Goldman Sachs	(14,368)
35,547	Citizens Financial Group Inc	Goldman Sachs	15,996
(944)	Citizens Holding Co	Bank of America Merrill Lynch	(175)
(8,513)	Citizens Holding Co	Goldman Sachs	(1,575)
58,766	Citizens Inc	Barclays Bank	(10,578)
17,705	Citizens Inc	HSBC	8,321
(7,426)	City Holding Co	Barclays Bank	(3,564)
(5,206)	City Holding Co	Goldman Sachs	(3,228)
(1,136)	City Holding Co	HSBC	(1,511)
(5,233)	Civeo Corp	Bank of America Merrill Lynch	9,367
(1,182)	Civeo Corp	Barclays Bank	591
(5,576)	Civeo Corp	Goldman Sachs	9,981
10,811	Civista Bancshares Inc	Barclays Bank	(12,216)
4,211	Civista Bancshares Inc	Goldman Sachs	(5,095)
1,796	Civista Bancshares Inc	Morgan Stanley	(1,440)
4,821	Civitas Resources Inc	Bank of America Merrill Lynch	(16,295)
11,109	Civitas Resources Inc	Barclays Bank	(13,886)
6,358	Civitas Resources Inc	Goldman Sachs	(21,490)
24,060	Civitas Resources Inc	HSBC	(97,443)
1,478	Civitas Resources Inc	Morgan Stanley	(1,848)
4,130	Clarivate Plc	Bank of America Merrill Lynch	(78)
(15,056)	Clarivate Plc	Barclays Bank	(979)
5,960	Clarivate Plc	Barclays Bank	387
(17,262)	Clarivate Plc	Goldman Sachs	20,973
2,666	Clarivate Plc	Goldman Sachs	353
(5,019)	Clarivate Plc	HSBC	1,681
(18,264)	Clarus Corp	Bank of America Merrill Lynch	15,524
(29,178)	Clarus Corp	Barclays Bank	(15,464)
(45,109)	Clarus Corp	Goldman Sachs	38,343
(28,199)	Clean Energy Fuels Corp	Bank of America Merrill Lynch	27,353
(7,350)	Clean Energy Fuels Corp	Barclays Bank	515
(16,935)	Clean Energy Fuels Corp	HSBC	8,637
(2,555)	Clean Harbors Inc	Bank of America Merrill Lynch	(11,191)
(4,154)	Clean Harbors Inc	Barclays Bank	18,609
(1,155)	Clean Harbors Inc	HSBC	1,015
(6,956)	Clean Harbors Inc	Morgan Stanley	31,163
(67,006)	Cleanspark Inc	Barclays Bank	1,675
(1,145)	Cleanspark Inc	Goldman Sachs	532
(12,681)	Cleanspark Inc	HSBC	10,081
(1,592)	Clear Secure Inc ' A'	Bank of America Merrill Lynch	(795)
1,056	Clear Secure Inc ' A'	Bank of America Merrill Lynch	2,429

保有高	銘柄	取引相手	未実現純評価益 ／(損) (米ドル)
米国 (続き)			
(14,195)	Clear Secure Inc ' A'	Barclays Bank	6,530
1,313	Clear Secure Inc ' A'	Barclays Bank	(604)
1,620	Clear Secure Inc ' A'	HSBC	12,247
(4,412)	Clear Secure Inc ' A'	Morgan Stanley	2,030
1,185	Clear Secure Inc ' A'	Morgan Stanley	(545)
(2,284)	Clearfield Inc	Barclays Bank	(502)
(4,002)	Clearfield Inc	HSBC	(149,915)
(15,257)	ClearPoint Neuro Inc	Barclays Bank	1,373
(8,347)	ClearPoint Neuro Inc	Goldman Sachs	8,097
(2,815)	ClearPoint Neuro Inc	HSBC	2,562
(54,218)	Clearside Biomedical Inc	Barclays Bank	(542)
(5,714)	Clearwater Paper Corp	Barclays Bank	4,857
7,496	Clearway Energy Inc ' A'	Bank of America Merrill Lynch	(1,649)
63,987	Clearway Energy Inc ' A'	Barclays Bank	(79,344)
10,128	Clearway Energy Inc ' A'	Goldman Sachs	(2,228)
35,762	Clearway Energy Inc ' A'	HSBC	(16,451)
6,969	Clearway Energy Inc ' A'	Morgan Stanley	(8,642)
51,908	Clearway Energy Inc ' C'	Bank of America Merrill Lynch	(17,649)
89,397	Clearway Energy Inc ' C'	Barclays Bank	(108,170)
62,374	Clearway Energy Inc ' C'	Goldman Sachs	(21,238)
18,355	Clearway Energy Inc ' C'	HSBC	(7,158)
12,118	Clearway Energy Inc ' C'	Morgan Stanley	(14,663)
(45,300)	Cleveland-Cliffs Inc	Barclays Bank	24,009
(28,456)	Cleveland-Cliffs Inc	Goldman Sachs	10,244
2,668	Cleveland-Cliffs Inc	Morgan Stanley	(1,414)
59,046	Clipper Realty Inc (REIT)	Barclays Bank	(14,171)
22,342	Clipper Realty Inc (REIT)	Goldman Sachs	(894)
(849)	Clorox Co	Bank of America Merrill Lynch	1,861
(6,858)	Clorox Co	Barclays Bank	29,764
(12,375)	Clorox Co	Goldman Sachs	(21,408)
(12,953)	Clorox Co	HSBC	(47,278)
(953)	Clorox Co	Morgan Stanley	4,136
(5,165)	Cloudflare Inc ' A'	Bank of America Merrill Lynch	53,612
(1,396)	Cloudflare Inc ' A'	Barclays Bank	(1,466)
(9,403)	Cloudflare Inc ' A'	Goldman Sachs	97,603
(3,416)	Cloudflare Inc ' A'	HSBC	(19,335)
21,740	Clover Health Investments Corp	Bank of America Merrill Lynch	(5,109)
50,910	Clover Health Investments Corp	Barclays Bank	(764)
50,059	Clover Health Investments Corp	Goldman Sachs	(11,764)
46,050	Clover Health Investments Corp	HSBC	(2,533)
1,698	CME Group Inc	Bank of America Merrill Lynch	357
21,811	CME Group Inc	Barclays Bank	(5,453)
3,293	CME Group Inc	Goldman Sachs	692
14,128	CME Group Inc	HSBC	10,749
2,302	CME Group Inc	Morgan Stanley	(576)

保有高	銘柄	取引相手	未実現純評価益 ／(損) (米ドル)
米国 (続き)			
141,724	CMS Energy Corp	Barclays Bank	14,173
69,193	CMS Energy Corp	Goldman Sachs	130,083
6,495	CNA Financial Corp	Bank of America Merrill Lynch	2,370
65,073	CNA Financial Corp	Barclays Bank	(37,774)
48,795	CNA Financial Corp	Goldman Sachs	26,334
35,784	CNA Financial Corp	HSBC	457
9,680	CNA Financial Corp	Morgan Stanley	(5,614)
7,282	CNB Financial Corp	Bank of America Merrill Lynch	(5,004)
1,325	CNB Financial Corp	Barclays Bank	(1,935)
5,512	CNB Financial Corp	Goldman Sachs	(2,701)
12,626	CNB Financial Corp	HSBC	(7,293)
20,631	CNB Financial Corp	Morgan Stanley	(30,121)
540	CNO Financial Group Inc	Bank of America Merrill Lynch	205
63,970	CNO Financial Group Inc	Barclays Bank	(17,912)
5,169	CNO Financial Group Inc	HSBC	1,261
58,366	CNX Resources Corp	Barclays Bank	(80,545)
(19,010)	CNX Resources Corp	HSBC	3,880
3,177	Coastal Financial Corp	Bank of America Merrill Lynch	1,175
2,691	Coastal Financial Corp	Barclays Bank	135
6,615	Coastal Financial Corp	Goldman Sachs	2,448
8,410	Coastal Financial Corp	HSBC	3,700
311	Coastal Financial Corp	Morgan Stanley	16
(10,694)	Coca-Cola Co	Barclays Bank	4,064
26,057	Coca-Cola Co	Barclays Bank	(9,902)
(79,729)	Coca-Cola Co	Goldman Sachs	(106,837)
(23,108)	Coca-Cola Co	HSBC	(54,766)
29,043	Coca-Cola Co	HSBC	68,832
(166)	Coca-Cola Consolidated Inc	Bank of America Merrill Lynch	(2,605)
799	Coca-Cola Consolidated Inc	Barclays Bank	(631)
(206)	Coca-Cola Consolidated Inc	HSBC	(3,808)
47	Coca-Cola Consolidated Inc	HSBC	157
17	Coca-Cola Consolidated Inc	Morgan Stanley	(13)
2,278	Coca-Cola Europacific Partners Plc	Bank of America Merrill Lynch	—
35,666	Coca-Cola Europacific Partners Plc	Barclays Bank	(22,470)
50,764	Coca-Cola Europacific Partners Plc	Goldman Sachs	—
22,405	Coca-Cola Europacific Partners Plc	HSBC	40,105
12,257	Coca-Cola Europacific Partners Plc	Morgan Stanley	(7,722)
(17,831)	Coda Octopus Group Inc	Barclays Bank	(5,171)
(9,400)	Coda Octopus Group Inc	Goldman Sachs	(2,726)
(3,489)	Coda Octopus Group Inc	HSBC	(1,082)
(2,093)	Coda Octopus Group Inc	Morgan Stanley	(607)
2,275	Codex DNA Inc	Barclays Bank	(250)
1,106	Codex DNA Inc	Morgan Stanley	(122)
6,847	Codexis Inc	Bank of America Merrill Lynch	(12,188)
15,827	Codexis Inc	Barclays Bank	(1,108)

保有高	銘柄	取引相手	未実現純評価益 ／(損) (米ドル)
	米国 (続き)		
5,849	Codexis Inc	Goldman Sachs	(10,411)
12,298	Codexis Inc	HSBC	(12,421)
2,904	Codexis Inc	Morgan Stanley	(203)
(56,966)	Co-Diagnostics Inc	Barclays Bank	29,612
102,204	Coeur Mining Inc	Barclays Bank	(511)
21,152	Coeur Mining Inc	HSBC	(19,566)
(14,552)	Cogent Biosciences Inc	Bank of America Merrill Lynch	(6,548)
(2,535)	Cogent Biosciences Inc	HSBC	228
(1,423)	Cogent Biosciences Inc	Morgan Stanley	(1,295)
6,532	Cogent Communications Holdings Inc	Barclays Bank	(15,089)
4,801	Cogent Communications Holdings Inc	Goldman Sachs	(5,713)
3,196	Cogent Communications Holdings Inc	HSBC	5,593
(11,474)	Cognex Corp	Barclays Bank	115
(7,728)	Cognex Corp	Goldman Sachs	28,671
(6,471)	Cognex Corp	Morgan Stanley	65
(428)	Cognizant Technology Solutions Corp ' A'	Bank of America Merrill Lynch	(75)
(2,429)	Cognizant Technology Solutions Corp ' A'	Barclays Bank	(874)
17,601	Cognizant Technology Solutions Corp ' A'	Goldman Sachs	(6,512)
(6,048)	Cognizant Technology Solutions Corp ' A'	Goldman Sachs	(5,463)
34,834	Cognizant Technology Solutions Corp ' A'	HSBC	221,893
18,628	Cognizant Technology Solutions Corp ' A'	Morgan Stanley	6,706
3,218	Cohen & Steers Inc	Barclays Bank	483
7,507	Coherent Corp	Bank of America Merrill Lynch	(40,595)
7,927	Coherent Corp	Barclays Bank	(9,195)
14,142	Coherent Corp	Goldman Sachs	(94,468)
3,375	Coherent Corp	HSBC	16,267
21,075	Coherus Biosciences Inc	Barclays Bank	2,740
18,364	Coherus Biosciences Inc	Goldman Sachs	(23,506)
10,624	Coherus Biosciences Inc	HSBC	(13,917)
3,460	Coherus Biosciences Inc	Morgan Stanley	450
(3,247)	Cohu Inc	Bank of America Merrill Lynch	8,215
(7,036)	Cohu Inc	Barclays Bank	8,232
(11,295)	Cohu Inc	Goldman Sachs	28,576
(6,326)	Cohu Inc	Morgan Stanley	7,401
(4,952)	Coinbase Global Inc ' A'	Barclays Bank	3,978
(1,554)	Coinbase Global Inc ' A'	HSBC	22,119
(2,874)	Coinbase Global Inc ' A'	Morgan Stanley	2,414
1,978	Colgate-Palmolive Co	Bank of America Merrill Lynch	(578)
84,091	Colgate-Palmolive Co	Barclays Bank	(26,909)
95,288	Colgate-Palmolive Co	Goldman Sachs	68,776
707	Colgate-Palmolive Co	HSBC	79
9,600	Colgate-Palmolive Co	Morgan Stanley	(3,072)
553	Collegium Pharmaceutical Inc	Bank of America Merrill Lynch	(243)
11,957	Collegium Pharmaceutical Inc	Barclays Bank	(10,163)
3,298	Collegium Pharmaceutical Inc	Goldman Sachs	(1,451)

保有高	銘柄	取引相手	未実現純評価益 ／(損) (米ドル)
米国 (続き)			
6,211	Collegium Pharmaceutical Inc	HSBC	8,509
6,579	Colony Bankcorp Inc	Bank of America Merrill Lynch	(1,447)
23,919	Colony Bankcorp Inc	Barclays Bank	(4,019)
18,891	Colony Bankcorp Inc	Goldman Sachs	(4,103)
12,490	Colony Bankcorp Inc	HSBC	(250)
14,396	Colony Bankcorp Inc	Morgan Stanley	(2,447)
(48,186)	Columbia Financial Inc	Barclays Bank	12,047
(81,256)	Columbia Financial Inc	Goldman Sachs	39,815
(55,225)	Columbia Financial Inc	HSBC	(12,702)
(49,071)	Columbia Sportswear Co	Barclays Bank	16,193
(4,926)	Columbia Sportswear Co	Goldman Sachs	(20,541)
(2,660)	Columbia Sportswear Co	HSBC	(32,638)
6,747	Columbus McKinnon Corp	Bank of America Merrill Lynch	(11,402)
4,554	Columbus McKinnon Corp	Barclays Bank	(2,596)
8,647	Columbus McKinnon Corp	Goldman Sachs	(14,613)
7,186	Columbus McKinnon Corp	HSBC	8,839
7,748	Columbus McKinnon Corp	Morgan Stanley	(4,416)
(10,874)	Comcast Corp ' A'	Goldman Sachs	(13,049)
(14,620)	Comcast Corp ' A'	HSBC	(28,698)
(629)	Comcast Corp ' A'	Morgan Stanley	(239)
15,708	Comerica Inc	Bank of America Merrill Lynch	(67,073)
(8,992)	Comerica Inc	Barclays Bank	28,684
(9,970)	Comerica Inc	Goldman Sachs	42,572
415	Comerica Inc	Goldman Sachs	(793)
4,310	Comerica Inc	HSBC	(11,078)
3,089	Comfort Systems USA Inc	Bank of America Merrill Lynch	10,070
3,186	Comfort Systems USA Inc	Barclays Bank	(6,688)
5,980	Comfort Systems USA Inc	Goldman Sachs	16,268
3,222	Comfort Systems USA Inc	Morgan Stanley	(7,572)
(637)	Commerce Bancshares Inc	Bank of America Merrill Lynch	601
(29,913)	Commerce Bancshares Inc	Barclays Bank	57,094
(19,091)	Commerce Bancshares Inc	Goldman Sachs	(382)
(21,280)	Commerce Bancshares Inc	HSBC	(23,179)
(2,341)	Commerce Bancshares Inc	Morgan Stanley	1,538
5,252	Commercial Metals Co	Bank of America Merrill Lynch	3,466
(1,855)	Commercial Metals Co	Barclays Bank	1,410
15,084	Commercial Metals Co	Barclays Bank	(11,464)
4,307	Commercial Metals Co	Goldman Sachs	2,765
10,425	Commercial Metals Co	HSBC	2,148
17,655	Commercial Metals Co	Morgan Stanley	(8,974)
(3,689)	Commercial Vehicle Group Inc	Bank of America Merrill Lynch	627
(2,653)	Commercial Vehicle Group Inc	Barclays Bank	212
(6,882)	Commercial Vehicle Group Inc	Goldman Sachs	1,170
(10,141)	Commercial Vehicle Group Inc	HSBC	(4,259)
(3,440)	Commercial Vehicle Group Inc	Morgan Stanley	275

保有高	銘柄	取引相手	未実現純評価益 ／(損) (米ドル)
米国 (続き)			
(1,260)	CommScope Holding Co Inc	Bank of America Merrill Lynch	920
(44,178)	CommScope Holding Co Inc	Barclays Bank	25,623
7,264	CommScope Holding Co Inc	Goldman Sachs	(5,303)
(47,339)	Community Bank System Inc	Barclays Bank	72,429
(38,642)	Community Bank System Inc	Goldman Sachs	82,307
(47,476)	Community Bank System Inc	HSBC	(34,183)
304	Community Financial Corp	Bank of America Merrill Lynch	140
3,660	Community Financial Corp	Barclays Bank	403
423	Community Financial Corp	Goldman Sachs	195
3,215	Community Financial Corp	Morgan Stanley	354
(16,137)	Community Health Systems Inc	Barclays Bank	3,227
(12,068)	Community Health Systems Inc	Goldman Sachs	4,344
(12,788)	Community Healthcare Trust Inc (REIT)	Barclays Bank	8,952
(33,138)	Community Healthcare Trust Inc (REIT)	Goldman Sachs	11,930
(28,770)	Community Healthcare Trust Inc (REIT)	HSBC	31,935
3,700	Community Trust Bancorp Inc	Bank of America Merrill Lynch	(555)
28,297	Community Trust Bancorp Inc	Barclays Bank	(20,940)
16,131	Community Trust Bancorp Inc	Goldman Sachs	(2,420)
13,591	Community Trust Bancorp Inc	HSBC	(2,582)
21,628	Community Trust Bancorp Inc	Morgan Stanley	(16,005)
(49)	CommVault Systems Inc	Bank of America Merrill Lynch	75
(2,340)	CommVault Systems Inc	Barclays Bank	(889)
(3,516)	CommVault Systems Inc	HSBC	(1,355)
22,484	Compass Diversified Holdings	Barclays Bank	(5,621)
8,597	Compass Inc ' A '	Barclays Bank	(1,032)
18,303	Compass Inc ' A '	Morgan Stanley	(2,196)
(1,980)	Compass Minerals International Inc	Bank of America Merrill Lynch	614
(10,947)	Compass Minerals International Inc	Barclays Bank	5,364
(6,514)	Compass Minerals International Inc	Goldman Sachs	11,877
(2,293)	Compass Minerals International Inc	Morgan Stanley	(529)
4,226	Compass Therapeutics Inc	Barclays Bank	(169)
(4,793)	Computer Programs and Systems Inc	Bank of America Merrill Lynch	(1,819)
(3,994)	Computer Programs and Systems Inc	Barclays Bank	(359)
(15,731)	Computer Programs and Systems Inc	Goldman Sachs	(7,082)
(897)	Computer Programs and Systems Inc	HSBC	(120)
(7,709)	Computer Programs and Systems Inc	Morgan Stanley	(694)
862	CompX International Inc	Bank of America Merrill Lynch	866
5,581	CompX International Inc	Barclays Bank	(1,088)
2,748	CompX International Inc	Goldman Sachs	2,762
4,049	CompX International Inc	Morgan Stanley	(790)
81,334	comScore Inc	Barclays Bank	(5,693)
19,126	Comstock Resources Inc	Bank of America Merrill Lynch	(8,989)
5,648	Comstock Resources Inc	Barclays Bank	(4,914)
20,807	Comstock Resources Inc	Goldman Sachs	(5,655)
5,287	Comstock Resources Inc	HSBC	(7,666)

保有高	銘柄	取引相手	未実現純評価益 ／(損) (米ドル)
米国 (続き)			
(32,611)	Comtech Telecommunications Corp	Barclays Bank	4,566
(7,831)	Comtech Telecommunications Corp	Goldman Sachs	6,813
(12,719)	Conagra Brands Inc	Bank of America Merrill Lynch	(32,306)
14,179	Conagra Brands Inc	Barclays Bank	4,821
35,484	Conagra Brands Inc	Goldman Sachs	90,129
(10,070)	Conagra Brands Inc	HSBC	(12,386)
(24,454)	Conagra Brands Inc	Morgan Stanley	(8,314)
3,256	Concentrix Corp	Bank of America Merrill Lynch	(24,508)
(2,842)	Concentrix Corp	Barclays Bank	6,707
386	Concentrix Corp	Barclays Bank	(911)
1,693	Concentrix Corp	Goldman Sachs	(14,543)
4,122	Concentrix Corp	HSBC	(19,173)
276	Concentrix Corp	Morgan Stanley	(651)
4,847	Concert Pharmaceuticals Inc	Bank of America Merrill Lynch	(872)
14,834	Concert Pharmaceuticals Inc	HSBC	4,747
6,204	Concert Pharmaceuticals Inc	Morgan Stanley	(2,233)
5,925	Concrete Pumping Holdings Inc	Bank of America Merrill Lynch	(2,192)
20,379	Concrete Pumping Holdings Inc	Barclays Bank	(11,005)
12,819	Concrete Pumping Holdings Inc	Goldman Sachs	(4,743)
19,810	Concrete Pumping Holdings Inc	HSBC	(3,170)
5,620	Concrete Pumping Holdings Inc	Morgan Stanley	(3,035)
24,245	Conduent Inc	Barclays Bank	(242)
55,675	Conduent Inc	Goldman Sachs	2,784
7,451	Conduent Inc	HSBC	202
5,811	Conduent Inc	Morgan Stanley	(58)
(10,888)	Confluent Inc ' A'	Barclays Bank	(7,839)
3,829	Confluent Inc ' A'	Goldman Sachs	(10,223)
(903)	Confluent Inc ' A'	Morgan Stanley	(650)
(11,311)	CONMED Corp	Barclays Bank	27,486
(12,942)	CONMED Corp	Goldman Sachs	135,503
(4,566)	CONMED Corp	HSBC	(12,648)
7,722	ConnectOne Bancorp Inc	Bank of America Merrill Lynch	(2,085)
38,489	ConnectOne Bancorp Inc	Barclays Bank	(35,410)
31,658	ConnectOne Bancorp Inc	Goldman Sachs	(8,548)
20,727	ConnectOne Bancorp Inc	HSBC	24,458
2,854	Conn' s Inc	Bank of America Merrill Lynch	428
4,263	Conn' s Inc	Barclays Bank	85
8,998	Conn' s Inc	Goldman Sachs	1,350
1,664	Conn' s Inc	HSBC	1,198
1,643	Conn' s Inc	Morgan Stanley	33
(1,335)	ConocoPhillips	Barclays Bank	7,369
(4,812)	ConocoPhillips	Goldman Sachs	46,340
(30,745)	ConocoPhillips	HSBC	306,835
(9,375)	ConocoPhillips	Morgan Stanley	51,750
(2,597)	Consensus Cloud Solutions Inc	Barclays Bank	(3,428)

保有高	銘柄	取引相手	未実現純評価益 ／(損) (米ドル)
米国 (続き)			
(3,812)	Consensus Cloud Solutions Inc	Goldman Sachs	20,928
(3,676)	Consensus Cloud Solutions Inc	HSBC	4,595
(33,309)	Consolidated Communications Holdings Inc	Bank of America Merrill Lynch	16,988
(30,019)	Consolidated Communications Holdings Inc	Barclays Bank	4,503
(47,167)	Consolidated Communications Holdings Inc	Goldman Sachs	24,055
(24,960)	Consolidated Edison Inc	Barclays Bank	(38,120)
(4,582)	Consolidated Edison Inc	Goldman Sachs	(32,624)
10,656	Consolidated Edison Inc	HSBC	90,896
13,235	Consolidated Edison Inc	Morgan Stanley	21,176
(1,353)	Consolidated Edison Inc	Morgan Stanley	(578)
(822)	Constellation Brands Inc ' A'	Bank of America Merrill Lynch	(6,790)
(4,717)	Constellation Brands Inc ' A'	Goldman Sachs	(38,962)
(7,033)	Constellation Brands Inc ' A'	HSBC	(58,585)
(4,358)	Constellation Energy Corp	Bank of America Merrill Lynch	(2,789)
(5,304)	Constellation Energy Corp	Barclays Bank	9,441
(10,778)	Constellation Energy Corp	Goldman Sachs	(10,671)
(3,521)	Constellation Energy Corp	HSBC	(24,471)
(3,638)	Constellation Energy Corp	Morgan Stanley	6,476
19,552	Constellium SE	Bank of America Merrill Lynch	(12,513)
43,031	Constellium SE	Barclays Bank	(15,061)
17,314	Constellium SE	Goldman Sachs	(11,081)
15,454	Constellium SE	HSBC	7,727
4,348	Constellium SE	Morgan Stanley	(1,522)
(32,256)	Construction Partners Inc ' A'	Barclays Bank	(9,354)
(5,792)	Construction Partners Inc ' A'	Goldman Sachs	22,994
(6,028)	Construction Partners Inc ' A'	HSBC	9,464
(22,321)	Consumer Portfolio Services Inc	Goldman Sachs	(8,259)
(24,689)	Consumer Portfolio Services Inc	Morgan Stanley	(12,098)
33,572	Container Store Group Inc	Bank of America Merrill Lynch	(7,554)
57,186	Container Store Group Inc	Barclays Bank	(8,292)
32,891	Container Store Group Inc	Goldman Sachs	(7,400)
3,841	Container Store Group Inc	Morgan Stanley	(557)
9,636	Contra Flexion Therape*	Morgan Stanley	5,974
(55,459)	ContraFect Corp	Goldman Sachs	(72)
(7,193)	Cooper Cos Inc	Barclays Bank	(5,107)
1,281	Cooper Cos Inc	Barclays Bank	910
(1,432)	Cooper Cos Inc	Goldman Sachs	8,363
(1,862)	Cooper Cos Inc	Morgan Stanley	(1,322)
1,927	Cooper-Standard Holdings Inc	Barclays Bank	135
11,428	Cooper-Standard Holdings Inc	Goldman Sachs	(13,028)
1,218	Copa Holdings SA ' A'	Bank of America Merrill Lynch	14,360
1,436	Copa Holdings SA ' A'	Barclays Bank	3,087
3,320	Copa Holdings SA ' A'	Goldman Sachs	25,929
5,778	Copa Holdings SA ' A'	HSBC	55,257
2,678	Copa Holdings SA ' A'	Morgan Stanley	5,758

保有高	銘柄	取引相手	未実現純評価益 ／(損) (米ドル)
	米国 (続き)		
(3,333)	Copart Inc	Bank of America Merrill Lynch	116
(41,057)	Copart Inc	Goldman Sachs	(90,396)
(10,215)	Copart Inc	HSBC	4,797
22,202	Corcept Therapeutics Inc	Barclays Bank	(10,657)
12,553	Corcept Therapeutics Inc	HSBC	13,181
(7,892)	Core & Main Inc ' A'	Bank of America Merrill Lynch	9,470
(10,933)	Core & Main Inc ' A'	Barclays Bank	15,306
(9,398)	Core & Main Inc ' A'	Goldman Sachs	11,278
(19,487)	Core & Main Inc ' A'	HSBC	11,302
10,360	Core & Main Inc ' A'	HSBC	(1,883)
(68,348)	Corebridge Financial Inc	Barclays Bank	36,224
(1,513)	CoreCard Corp	Bank of America Merrill Lynch	(3,192)
(11,384)	CoreCard Corp	Barclays Bank	1,366
(2,195)	CoreCard Corp	Morgan Stanley	263
12,745	CoreCivic Inc	Bank of America Merrill Lynch	17,716
7,490	CoreCivic Inc	Barclays Bank	7,265
12,306	CoreCivic Inc	Morgan Stanley	11,937
(3,088)	CorMedix Inc	Bank of America Merrill Lynch	(1,359)
(30,061)	CorMedix Inc	Barclays Bank	(6,914)
(8,405)	CorMedix Inc	HSBC	(9,498)
(28,166)	Corning Inc	Bank of America Merrill Lynch	34,081
(61,692)	Corning Inc	Barclays Bank	51,205
(49,919)	Corning Inc	Goldman Sachs	60,402
(46,360)	Corning Inc	HSBC	(7,882)
(47,599)	Corning Inc	Morgan Stanley	39,507
72,486	Corporate Office Properties Trust (REIT)	Barclays Bank	(27,545)
(6,302)	Corsair Gaming Inc	Bank of America Merrill Lynch	2,962
(43,627)	Corsair Gaming Inc	Barclays Bank	17,451
(8,802)	Corsair Gaming Inc	HSBC	5,809
(7,997)	Corsair Gaming Inc	Morgan Stanley	3,199
49,773	Corteva Inc	Barclays Bank	(42,805)
789	Corteva Inc	Goldman Sachs	(1,176)
10,865	Corteva Inc	HSBC	(21,295)
6,764	Corteva Inc	Morgan Stanley	(5,817)
(534)	CorVel Corp	Barclays Bank	926
(1,327)	CorVel Corp	Goldman Sachs	6,496
(680)	CorVel Corp	Morgan Stanley	1,180
3,607	Corvus Pharmaceuticals Inc	Goldman Sachs	(97)
(45,269)	Costamare Inc	Barclays Bank	8,148
(40,989)	Costamare Inc	Goldman Sachs	29,512
(15,144)	Costamare Inc	HSBC	4,998
(14,686)	Costamare Inc	Morgan Stanley	2,643
(424)	CoStar Group Inc	Barclays Bank	394
(3,825)	CoStar Group Inc	Goldman Sachs	16,103
(1,168)	CoStar Group Inc	HSBC	1,951

保有高	銘柄	取引相手	未実現純評価益 ／(損) (米ドル)
米国 (続き)			
1,459	Costco Wholesale Corp	Goldman Sachs	1,765
2,058	Costco Wholesale Corp	HSBC	71,865
1,536	Costco Wholesale Corp	Morgan Stanley	(6,559)
20,680	Coterra Energy Inc	Barclays Bank	9,926
(30,354)	Coterra Energy Inc	Goldman Sachs	(5,160)
(25,100)	Coty Inc ' A'	Bank of America Merrill Lynch	4,016
(95,906)	Coty Inc ' A'	Barclays Bank	9,591
(19,274)	Coty Inc ' A'	Goldman Sachs	2,574
(34,576)	Coty Inc ' A'	HSBC	(14,176)
(52,152)	Coty Inc ' A'	Morgan Stanley	5,215
7,291	Couchbase Inc	Bank of America Merrill Lynch	620
5,566	Couchbase Inc	Barclays Bank	3,423
8,165	Couchbase Inc	Goldman Sachs	694
8,593	Couchbase Inc	HSBC	11,371
2,980	Couchbase Inc	Morgan Stanley	1,833
1,698	Coupa Software Inc	Barclays Bank	27,066
(2,601)	Coupa Software Inc	Barclays Bank	(12,717)
(834)	Coupa Software Inc	Goldman Sachs	(389)
4,551	Coupa Software Inc	Morgan Stanley	72,543
8,776	Coupang Inc	Bank of America Merrill Lynch	198
11,393	Coupang Inc	Goldman Sachs	1,364
23,558	Coupang Inc	HSBC	31,453
12,899	Coupang Inc	Morgan Stanley	129
(8,103)	Coursera Inc	Barclays Bank	(486)
(15,784)	Coursera Inc	Goldman Sachs	11,207
(6,235)	Coursera Inc	HSBC	(2,307)
(904)	Coursera Inc	Morgan Stanley	(54)
18,984	Cousins Properties Inc (REIT)	Bank of America Merrill Lynch	2,658
40,810	Cousins Properties Inc (REIT)	Barclays Bank	(2,449)
(63,376)	Cousins Properties Inc (REIT)	Barclays Bank	3,803
(8,698)	Cousins Properties Inc (REIT)	Goldman Sachs	(1,218)
19,884	Cousins Properties Inc (REIT)	HSBC	28,434
8,291	Cousins Properties Inc (REIT)	Morgan Stanley	(497)
17,414	Covenant Logistics Group Inc	Barclays Bank	(20,374)
854	Covenant Logistics Group Inc	HSBC	(700)
1,126	CPI Card Group Inc	Barclays Bank	(23)
1,476	CPI Card Group Inc	Goldman Sachs	753
1,388	CPI Card Group Inc	HSBC	(2,138)
1,207	CPI Card Group Inc	Morgan Stanley	(24)
(10,772)	CPS Technologies Corp	Barclays Bank	1,077
(1,891)	CPS Technologies Corp	Goldman Sachs	1,116
(988)	CRA International Inc	Bank of America Merrill Lynch	(4,080)
(2,506)	CRA International Inc	Barclays Bank	(2,431)
(356)	CRA International Inc	Goldman Sachs	(1,470)
(1,876)	CRA International Inc	HSBC	(6,172)

保有高	銘柄	取引相手	未実現純評価益 ／(損) (米ドル)
米国 (続き)			
(1,606)	CRA International Inc	Morgan Stanley	(1,558)
(376)	Cracker Barrel Old Country Store Inc	Bank of America Merrill Lynch	1,630
(329)	Cracker Barrel Old Country Store Inc	Barclays Bank	2,211
(920)	Cracker Barrel Old Country Store Inc	Goldman Sachs	3,930
(4,293)	Cracker Barrel Old Country Store Inc	HSBC	1,588
(1,490)	Cracker Barrel Old Country Store Inc	Morgan Stanley	10,013
(195)	Crane Holdings Co	Bank of America Merrill Lynch	506
(6,138)	Crane Holdings Co	Barclays Bank	8,256
(10,573)	Crane Holdings Co	Goldman Sachs	27,437
(2,263)	Crane Holdings Co	HSBC	260
(9,282)	Crane Holdings Co	Morgan Stanley	12,484
31,261	Crawford & Co ' A'	Bank of America Merrill Lynch	(938)
102,582	Crawford & Co ' A'	Barclays Bank	(10,258)
35,328	Crawford & Co ' A'	Goldman Sachs	(1,060)
50,189	Crawford & Co ' A'	HSBC	(11,042)
33,715	Crawford & Co ' A'	Morgan Stanley	(3,372)
(936)	Credicorp Ltd	Barclays Bank	6,009
(1,904)	Credicorp Ltd	Goldman Sachs	19,230
(164)	Credicorp Ltd	Morgan Stanley	1,053
(920)	Credit Acceptance Corp	Bank of America Merrill Lynch	15,171
(2,990)	Credit Acceptance Corp	Barclays Bank	36,439
(16,023)	Credo Technology Group Holding Ltd	Goldman Sachs	21,311
(9,115)	Credo Technology Group Holding Ltd	Morgan Stanley	4,102
2,089	Crescent Energy Co ' A'	Bank of America Merrill Lynch	(42)
3,264	Crescent Energy Co ' A'	Barclays Bank	(718)
10,122	Crescent Energy Co ' A'	Goldman Sachs	(202)
2,223	Crescent Energy Co ' A'	HSBC	(1,667)
(2,301)	Cricut Inc ' A'	Morgan Stanley	529
(3,195)	Crinetics Pharmaceuticals Inc	Bank of America Merrill Lynch	2,460
(17,891)	Crinetics Pharmaceuticals Inc	Barclays Bank	14,134
(2,612)	Crinetics Pharmaceuticals Inc	Goldman Sachs	2,011
(2,614)	Crinetics Pharmaceuticals Inc	HSBC	654
(2,991)	Crinetics Pharmaceuticals Inc	Morgan Stanley	2,363
(253)	Crocs Inc	Bank of America Merrill Lynch	40
3,345	Crocs Inc	Barclays Bank	6,197
(749)	Crocs Inc	Goldman Sachs	(805)
402	Crocs Inc	HSBC	5,952
771	Cross Country Healthcare Inc	Barclays Bank	(845)
6,036	Cross Country Healthcare Inc	Goldman Sachs	9,658
1,915	Cross Country Healthcare Inc	HSBC	1,551
840	Cross Country Healthcare Inc	Morgan Stanley	(1,008)
5,332	CrossFirst Bankshares Inc	Bank of America Merrill Lynch	(533)
10,992	CrossFirst Bankshares Inc	Barclays Bank	(2,528)
12,202	CrossFirst Bankshares Inc	Goldman Sachs	(1,220)
1,196	Crowdstrike Holdings Inc ' A'	Bank of America Merrill Lynch	(39,946)

保有高	銘柄	取引相手	未実現純評価益 ／(損) (米ドル)
米国 (続き)			
1,396	Crowdstrike Holdings Inc ' A'	Barclays Bank	(29,176)
2,979	Crowdstrike Holdings Inc ' A'	Goldman Sachs	(99,499)
1,169	Crowdstrike Holdings Inc ' A'	Morgan Stanley	(24,432)
244	Crown Castle Inc (REIT)	Bank of America Merrill Lynch	761
11,944	Crown Castle Inc (REIT)	Barclays Bank	120
15,798	Crown Castle Inc (REIT)	Goldman Sachs	49,290
1,381	Crown Castle Inc (REIT)	HSBC	12,843
1,350	Crown Holdings Inc	Bank of America Merrill Lynch	(635)
12,979	Crown Holdings Inc	Barclays Bank	(19,988)
5,921	Crown Holdings Inc	Goldman Sachs	7,697
11,611	Crown Holdings Inc	HSBC	30,835
(3,021)	CryoPort Inc	Bank of America Merrill Lynch	643
(1,732)	CryoPort Inc	Barclays Bank	(1,091)
(2,993)	CryoPort Inc	Goldman Sachs	410
(2,100)	CryoPort Inc	Morgan Stanley	(1,323)
(4,607)	CS Disco Inc	Goldman Sachs	9,388
26,933	CSG Systems International Inc	Barclays Bank	(38,784)
(6,279)	CSW Industrials Inc	Barclays Bank	(3,202)
(2,368)	CSW Industrials Inc	Goldman Sachs	(1,255)
(3,773)	CSW Industrials Inc	Morgan Stanley	(1,924)
3,456	CSX Corp	Bank of America Merrill Lynch	2,350
50,976	CSX Corp	Barclays Bank	3,568
53,386	CSX Corp	Goldman Sachs	36,302
18,299	CSX Corp	HSBC	29,224
32,195	CSX Corp	Morgan Stanley	2,254
(12,438)	CTI BioPharma Corp	Goldman Sachs	(5,970)
(5,195)	CTI BioPharma Corp	Morgan Stanley	156
19,560	CTO Realty Growth Inc (REIT)	Bank of America Merrill Lynch	19,169
9,636	CTO Realty Growth Inc (REIT)	Barclays Bank	5,300
28,188	CTO Realty Growth Inc (REIT)	Goldman Sachs	27,624
20,496	CTO Realty Growth Inc (REIT)	HSBC	20,086
28,242	CTO Realty Growth Inc (REIT)	Morgan Stanley	15,533
(22,073)	CTS Corp	Barclays Bank	35,758
(16,304)	CTS Corp	Goldman Sachs	34,891
(22,741)	CTS Corp	HSBC	30,928
5,415	CubeSmart (REIT)	Bank of America Merrill Lynch	(4,007)
69,306	CubeSmart (REIT)	Goldman Sachs	(51,287)
28,458	CubeSmart (REIT)	HSBC	(14,098)
883	CubeSmart (REIT)	Morgan Stanley	199
6,029	Cue Biopharma Inc	Barclays Bank	4,793
13,266	Cue Biopharma Inc	Goldman Sachs	2,587
2,746	Cue Biopharma Inc	HSBC	1,799
9,079	Cue Biopharma Inc	Morgan Stanley	7,218
4,923	Cullen/Frost Bankers Inc	Barclays Bank	(19,895)
3,966	Cullen/Frost Bankers Inc	Goldman Sachs	(8,817)

保有高	銘柄	取引相手	未実現純評価益 ／(損) (米ドル)
	米国 (続き)		
9,634	Cullen/Frost Bankers Inc	HSBC	(143,161)
10,570	Cullen/Frost Bankers Inc	Morgan Stanley	(43,814)
2,355	Cullinan Oncology Inc	Bank of America Merrill Lynch	(1,178)
8,805	Cullinan Oncology Inc	Barclays Bank	(8,277)
4,852	Cullinan Oncology Inc	Goldman Sachs	(2,426)
14,919	Cullinan Oncology Inc	HSBC	(3,282)
2,420	Cullinan Oncology Inc	Morgan Stanley	(2,275)
9,228	Culp Inc	Barclays Bank	(3,599)
10,063	Culp Inc	Goldman Sachs	(1,107)
15,310	Culp Inc	HSBC	2,909
3,842	Culp Inc	Morgan Stanley	(1,498)
(754)	Cummins Inc	Bank of America Merrill Lynch	4,765
(5,268)	Cummins Inc	Barclays Bank	30,976
(8,534)	Cummins Inc	Goldman Sachs	53,935
(8,029)	Cummins Inc	HSBC	(40,843)
(7,134)	Cummins Inc	Morgan Stanley	41,948
15,269	Cumulus Media Inc ' A'	Barclays Bank	(458)
14,767	Cumulus Media Inc ' A'	HSBC	(2,806)
17,719	CureVac NV	Barclays Bank	(5,493)
2,557	CureVac NV	Goldman Sachs	(1,969)
1,780	CureVac NV	HSBC	(18)
1,532	CureVac NV	Morgan Stanley	(475)
2,712	Curo Group Holdings Corp	Bank of America Merrill Lynch	(1,003)
4,339	Curo Group Holdings Corp	Barclays Bank	391
3,789	Curo Group Holdings Corp	HSBC	(38)
3,670	Curo Group Holdings Corp	Morgan Stanley	330
(924)	Curtiss-Wright Corp	Bank of America Merrill Lynch	(508)
(817)	Curtiss-Wright Corp	Barclays Bank	1,732
17,722	Curtiss-Wright Corp	Goldman Sachs	9,747
(858)	Curtiss-Wright Corp	Goldman Sachs	(472)
(1,399)	Curtiss-Wright Corp	HSBC	(1,118)
(564)	Curtiss-Wright Corp	Morgan Stanley	1,196
52,347	Cushman & Wakefield Plc	Barclays Bank	(20,415)
15,481	Cushman & Wakefield Plc	Goldman Sachs	(11,920)
2,342	Cushman & Wakefield Plc	HSBC	539
7,848	Custom Truck One Source Inc	Morgan Stanley	(942)
(4,280)	Customers Bancorp Inc	HSBC	6,934
(3,865)	Cutera Inc	Bank of America Merrill Lynch	(39)
(7,655)	Cutera Inc	Goldman Sachs	(77)
(1,785)	Cutera Inc	HSBC	(2,695)
(805)	Cutera Inc	Morgan Stanley	(1,344)
(7,717)	CVB Financial Corp	Bank of America Merrill Lynch	(1,929)
(177,241)	CVB Financial Corp	Barclays Bank	93,938
(88,978)	CVB Financial Corp	Goldman Sachs	(22,245)
(93,326)	CVB Financial Corp	HSBC	32,665

保有高	銘柄	取引相手	未実現純評価益 ／(損) (米ドル)
米国 (続き)			
5,618	Cvent Holding Corp	Goldman Sachs	(1,363)
(931)	CVR Energy Inc	Bank of America Merrill Lynch	2,448
7,547	CVR Energy Inc	Goldman Sachs	(27,169)
(1,270)	CVR Energy Inc	Goldman Sachs	4,572
(4,915)	CVR Energy Inc	HSBC	10,813
(806)	CVR Energy Inc	Morgan Stanley	2,902
5,643	CVS Health Corp	Barclays Bank	5,079
14,431	CVS Health Corp	Goldman Sachs	38,675
5,445	CVS Health Corp	HSBC	(6,752)
(11,088)	Cyclerion Therapeutics Inc	HSBC	(4,251)
(28,686)	Cyclerion Therapeutics Inc	Morgan Stanley	(2,656)
(12,563)	Cytek Biosciences Inc	HSBC	27,136
(36,903)	Cytek Biosciences Inc	Morgan Stanley	79,341
(2,017)	Cytokinetics Inc	Bank of America Merrill Lynch	(2,098)
(3,351)	Cytokinetics Inc	Barclays Bank	(3,150)
(10,720)	Cytokinetics Inc	Goldman Sachs	(11,241)
(3,265)	Cytokinetics Inc	HSBC	(8,946)
(6,156)	Cytokinetics Inc	Morgan Stanley	(5,786)
(5,451)	CytoSorbents Corp	Bank of America Merrill Lynch	927
(46,950)	CytoSorbents Corp	Barclays Bank	470
(14,430)	CytoSorbents Corp	Goldman Sachs	2,453
(3,901)	CytoSorbents Corp	Morgan Stanley	39
(20,487)	Cyxtera Technologies Inc	HSBC	8,809
(6,059)	Cyxtera Technologies Inc	Morgan Stanley	61
(140)	Daily Journal Corp	Bank of America Merrill Lynch	(356)
(259)	Daily Journal Corp	Barclays Bank	(1,173)
6,786	Daktronics Inc	Bank of America Merrill Lynch	(2,375)
123,670	Daktronics Inc	Barclays Bank	(19,787)
71,722	Daktronics Inc	Goldman Sachs	(25,103)
64,783	Daktronics Inc	HSBC	(12,957)
41,632	Daktronics Inc	Morgan Stanley	(6,661)
24,677	Dana Inc	Barclays Bank	(18,508)
12,570	Dana Inc	Goldman Sachs	(20,238)
16,414	Dana Inc	HSBC	985
3,206	Danaher Corp	Bank of America Merrill Lynch	13,201
8,148	Danaher Corp	Barclays Bank	9,615
2,403	Danaher Corp	Goldman Sachs	(7,076)
3,556	Danaher Corp	HSBC	12,625
566	Danaher Corp	Morgan Stanley	668
587	Darden Restaurants Inc	Bank of America Merrill Lynch	(1,367)
881	Darden Restaurants Inc	Barclays Bank	(273)
23,378	Darden Restaurants Inc	Goldman Sachs	34,113
6,429	Darden Restaurants Inc	HSBC	23,975
5,384	Darden Restaurants Inc	Morgan Stanley	(17,498)
(14,940)	DarioHealth Corp	Bank of America Merrill Lynch	(1,345)

保有高	銘柄	取引相手	未実現純評価益 ／(損) (米ドル)
米国 (続き)			
(9,003)	DarioHealth Corp	Barclays Bank	(2,071)
6,060	Darling Ingredients Inc	Barclays Bank	(5,307)
(9,975)	Darling Ingredients Inc	Goldman Sachs	44,389
921	Darling Ingredients Inc	Goldman Sachs	(4,098)
(4,582)	Darling Ingredients Inc	HSBC	48,615
1,504	Darling Ingredients Inc	Morgan Stanley	(1,639)
(3,043)	Daseke Inc	Bank of America Merrill Lynch	3,469
(4,710)	Daseke Inc	Barclays Bank	1,272
(28,294)	Daseke Inc	Goldman Sachs	32,255
(3,202)	Datadog Inc ' A'	Barclays Bank	1,537
(10,295)	Datadog Inc ' A'	Goldman Sachs	146,703
(1,423)	Datadog Inc ' A'	HSBC	(1,935)
(4,904)	Datadog Inc ' A'	Morgan Stanley	2,354
1,912	Dave & Buster' s Entertainment Inc	HSBC	1,700
2,999	Dave & Buster' s Entertainment Inc	Morgan Stanley	4,738
(17,271)	DaVita Inc	Barclays Bank	23,488
(2,987)	DaVita Inc	Goldman Sachs	(299)
(7,945)	DaVita Inc	HSBC	(19,068)
(10,429)	Day One Biopharmaceuticals Inc	Morgan Stanley	10,742
1,440	Decibel Therapeutics Inc	HSBC	(360)
4,981	Deciphera Pharmaceuticals Inc	Bank of America Merrill Lynch	548
29,748	Deciphera Pharmaceuticals Inc	Barclays Bank	2,975
10,051	Deciphera Pharmaceuticals Inc	Goldman Sachs	1,106
1,619	Deciphera Pharmaceuticals Inc	Morgan Stanley	162
83	Deckers Outdoor Corp	Bank of America Merrill Lynch	3,378
1,439	Deckers Outdoor Corp	Barclays Bank	25,672
2,008	Deckers Outdoor Corp	Goldman Sachs	81,726
2,137	Deckers Outdoor Corp	HSBC	116,723
1,089	Deckers Outdoor Corp	Morgan Stanley	19,428
515	Deere & Co	Bank of America Merrill Lynch	15,656
1,214	Deere & Co	Barclays Bank	25,263
2,972	Deere & Co	Goldman Sachs	47,227
6,484	Deere & Co	HSBC	212,676
1,551	Deere & Co	Morgan Stanley	32,276
(3,893)	Definitive Healthcare Corp	Bank of America Merrill Lynch	3,854
(6,086)	Definitive Healthcare Corp	HSBC	(2,556)
5,184	Definitive Healthcare Corp	HSBC	2,177
(4,617)	Definitive Healthcare Corp	Morgan Stanley	323
1,366	Definitive Healthcare Corp	Morgan Stanley	(96)
8,502	Delek US Holdings Inc	Bank of America Merrill Lynch	(17,769)
4,937	Delek US Holdings Inc	Goldman Sachs	(10,318)
4,985	Delek US Holdings Inc	HSBC	(8,126)
1,833	Delek US Holdings Inc	Morgan Stanley	(5,444)
(507)	Dell Technologies Inc ' C'	Bank of America Merrill Lynch	209
14,694	Dell Technologies Inc ' C'	Barclays Bank	(9,110)

保有高	銘柄	取引相手	未実現純評価益 ／(損) (米ドル)
米国 (続き)			
(6,875)	Dell Technologies Inc ' C'	Barclays Bank	4,263
(1,059)	Dell Technologies Inc ' C'	Goldman Sachs	368
(16,682)	Delta Air Lines Inc	Bank of America Merrill Lynch	9,676
(16,501)	Delta Air Lines Inc	Barclays Bank	(1,485)
5,046	Delta Air Lines Inc	Barclays Bank	1,506
(53,946)	Delta Air Lines Inc	Goldman Sachs	31,289
8,716	Delta Air Lines Inc	Goldman Sachs	(1,566)
(12,984)	Delta Air Lines Inc	HSBC	(9,478)
(35,568)	Delta Air Lines Inc	Morgan Stanley	(3,201)
(7,914)	Delta Apparel Inc	Barclays Bank	(1,860)
(1,823)	Delta Apparel Inc	Goldman Sachs	7,775
(4,000)	Delta Apparel Inc	HSBC	7,700
(8,580)	Delta Apparel Inc	Morgan Stanley	(2,016)
11,708	Deluxe Corp	Barclays Bank	(3,512)
5,578	Deluxe Corp	Goldman Sachs	(7,530)
3,143	Deluxe Corp	HSBC	(2,766)
1,433	Deluxe Corp	Morgan Stanley	(430)
16,067	Denali Therapeutics Inc	Barclays Bank	10,765
6,866	Denali Therapeutics Inc	HSBC	23,688
3,391	Denbury Inc	Bank of America Merrill Lynch	(16,480)
1,048	Denbury Inc	Barclays Bank	(4,779)
(1,200)	Denbury Inc	HSBC	6,864
(1,284)	Denbury Inc	Morgan Stanley	5,855
(2,848)	Denny' s Corp	Bank of America Merrill Lynch	426
(13,371)	Denny' s Corp	Barclays Bank	(5,014)
(3,049)	Denny' s Corp	HSBC	(803)
(1,548)	Denny' s Corp	Morgan Stanley	(581)
(38,739)	DENTSPLY SIRONA Inc	Goldman Sachs	60,820
(5,727)	DENTSPLY SIRONA Inc	HSBC	(9,679)
(8,743)	DENTSPLY SIRONA Inc	Morgan Stanley	5,246
(38,702)	DermTech Inc	Bank of America Merrill Lynch	(4,257)
(1,198)	Design Therapeutics Inc	Barclays Bank	(767)
(2,797)	Design Therapeutics Inc	HSBC	1,063
(8,439)	Design Therapeutics Inc	Morgan Stanley	(5,401)
6,313	Designer Brands Inc ' A'	Bank of America Merrill Lynch	(947)
15,378	Designer Brands Inc ' A'	Barclays Bank	(11,687)
7,441	Designer Brands Inc ' A'	Goldman Sachs	(1,116)
8,157	Designer Brands Inc ' A'	HSBC	2,202
7,020	Designer Brands Inc ' A'	Morgan Stanley	(5,335)
(10,603)	Desktop Metal Inc ' A'	Barclays Bank	212
(57,805)	Desktop Metal Inc ' A'	Goldman Sachs	13,106
(23,646)	Desktop Metal Inc ' A'	Morgan Stanley	473
(31,807)	Destination XL Group Inc	Barclays Bank	6,998
(38,099)	Destination XL Group Inc	Goldman Sachs	4,953
(3,142)	Devon Energy Corp	Bank of America Merrill Lynch	18,412

保有高	銘柄	取引相手	未実現純評価益 ／(損) (米ドル)
米国 (続き)			
3,255	Devon Energy Corp	Barclays Bank	(2,637)
(1,477)	Devon Energy Corp	Barclays Bank	1,196
(5,980)	Devon Energy Corp	Goldman Sachs	35,043
(5,416)	Devon Energy Corp	HSBC	22,910
(1,027)	Devon Energy Corp	Morgan Stanley	832
(2,512)	Dexcom Inc	Barclays Bank	251
(4,848)	Dexcom Inc	Goldman Sachs	26,179
9,803	DHI Group Inc	Barclays Bank	(1,765)
6,747	DHI Group Inc	Goldman Sachs	(2,631)
10,472	DHI Group Inc	HSBC	1,361
9,857	DHI Group Inc	Morgan Stanley	(1,714)
39,984	DHT Holdings Inc	Goldman Sachs	(7,597)
20,525	DHT Holdings Inc	HSBC	821
773	Diamond Hill Investment Group Inc	Bank of America Merrill Lynch	(3,343)
183	Diamond Hill Investment Group Inc	Barclays Bank	(3,423)
747	Diamond Hill Investment Group Inc	Goldman Sachs	(3,231)
345	Diamond Hill Investment Group Inc	HSBC	(345)
98	Diamond Hill Investment Group Inc	Morgan Stanley	(1,833)
(20,904)	Diamond Offshore Drilling Inc	Barclays Bank	6,480
1,368	Diamondback Energy Inc	Bank of America Merrill Lynch	(692)
1,737	Diamondback Energy Inc	Barclays Bank	(845)
4,682	Diamondback Energy Inc	Goldman Sachs	(57,038)
3,996	Diamondback Energy Inc	HSBC	(69,291)
(45,168)	DiamondRock Hospitality Co (REIT)	Barclays Bank	3,162
(3,194)	DICE Therapeutics Inc	Barclays Bank	(5,094)
(2,120)	DICE Therapeutics Inc	Morgan Stanley	(3,381)
2,843	Dick' s Sporting Goods Inc	Goldman Sachs	33,149
5,300	Dick' s Sporting Goods Inc	HSBC	81,991
2,120	Dick' s Sporting Goods Inc	Morgan Stanley	2,162
(8,188)	Diebold Nixdorf Inc	Bank of America Merrill Lynch	5,486
(33,648)	Diebold Nixdorf Inc	Goldman Sachs	22,544
(30,929)	Diebold Nixdorf Inc	HSBC	3,711
(1,023)	Digi International Inc	Barclays Bank	1,985
(8,589)	Digi International Inc	Goldman Sachs	7,129
(1,458)	Digi International Inc	HSBC	(4,155)
(780)	Digimarc Corp	Bank of America Merrill Lynch	1,708
(25,608)	Digimarc Corp	Barclays Bank	(3,841)
(1,587)	Digimarc Corp	Goldman Sachs	3,476
1,829	Digital Realty Trust Inc (REIT)	Barclays Bank	(1,756)
6,081	Digital Realty Trust Inc (REIT)	Goldman Sachs	(20,250)
(8,339)	Digital Realty Trust Inc (REIT)	Goldman Sachs	27,769
1,350	Digital Realty Trust Inc (REIT)	Morgan Stanley	(1,296)
(1,200)	Digital Realty Trust Inc (REIT)	Morgan Stanley	1,152
(14,389)	Digital Turbine Inc	Goldman Sachs	6,226
4,127	DigitalBridge Group Inc	Bank of America Merrill Lynch	(5,943)

保有高	銘柄	取引相手	未実現純評価益 ／(損) (米ドル)
米国 (続き)			
6,314	DigitalBridge Group Inc	Goldman Sachs	(9,092)
20,786	DigitalBridge Group Inc	HSBC	34,657
16,494	DigitalBridge Group Inc	Morgan Stanley	(12,041)
(7,689)	DigitalOcean Holdings Inc	Bank of America Merrill Lynch	36,984
(18,170)	DigitalOcean Holdings Inc	Barclays Bank	(11,992)
(9,141)	DigitalOcean Holdings Inc	HSBC	5,210
49	Dillard' s Inc ' A'	Bank of America Merrill Lynch	28
(822)	Dillard' s Inc ' A'	Barclays Bank	5,293
703	Dillard' s Inc ' A'	Barclays Bank	(4,527)
(189)	Dillard' s Inc ' A'	HSBC	(7,178)
(957)	Dillard' s Inc ' A'	Morgan Stanley	6,163
(15,608)	Dime Community Bancshares Inc	Bank of America Merrill Lynch	17,949
(27,169)	Dime Community Bancshares Inc	Barclays Bank	2,781
(34,866)	Dime Community Bancshares Inc	Goldman Sachs	40,096
(22,085)	Dime Community Bancshares Inc	HSBC	(13,472)
(21,417)	Dime Community Bancshares Inc	Morgan Stanley	2,142
4,560	Dine Brands Global Inc	Bank of America Merrill Lynch	593
1,902	Dine Brands Global Inc	Barclays Bank	1,236
2,648	Dine Brands Global Inc	Goldman Sachs	196
2,380	Dine Brands Global Inc	HSBC	(1,809)
2,604	Dine Brands Global Inc	Morgan Stanley	1,693
(1,436)	Diodes Inc	Bank of America Merrill Lynch	445
(1,919)	Diodes Inc	Barclays Bank	748
(1,954)	Diodes Inc	Goldman Sachs	(767)
(1,058)	Diodes Inc	HSBC	(13,109)
(1,430)	Diodes Inc	Morgan Stanley	558
6,675	Discover Financial Services	Bank of America Merrill Lynch	17,150
3,944	Discover Financial Services	Barclays Bank	(6,981)
11,164	Discover Financial Services	Goldman Sachs	31,370
2,595	Discover Financial Services	HSBC	10,276
12,092	Discover Financial Services	Morgan Stanley	(21,403)
(47,199)	DISH Network Corp ' A'	Barclays Bank	(944)
(17,480)	DISH Network Corp ' A'	Morgan Stanley	(350)
(5,240)	Distribution Solutions Group Inc	Barclays Bank	12,576
3,758	Diversey Holdings Ltd	Bank of America Merrill Lynch	(1,766)
4,804	Diversey Holdings Ltd	Goldman Sachs	(2,258)
13,015	Diversey Holdings Ltd	HSBC	(5,076)
4,288	Diversey Holdings Ltd	Morgan Stanley	(343)
131,262	Diversified Healthcare Trust (REIT)	Bank of America Merrill Lynch	(26,633)
91,490	Diversified Healthcare Trust (REIT)	Goldman Sachs	(18,563)
33,176	Diversified Healthcare Trust (REIT)	HSBC	(9,385)
13,583	Diversified Healthcare Trust (REIT)	Morgan Stanley	(990)
(3,492)	DLH Holdings Corp	Goldman Sachs	(3,282)
(3,084)	DMC Global Inc	Barclays Bank	339
(9,302)	DMC Global Inc	Goldman Sachs	20,929

保有高	銘柄	取引相手	未実現純評価益 ／(損) (米ドル)
米国 (続き)			
(5,446)	DMC Global Inc	HSBC	16,828
(4,521)	DocGo Inc	Goldman Sachs	5,199
(14,923)	DocGo Inc	HSBC	10,595
(6,574)	DocGo Inc	Morgan Stanley	(2,038)
755	DocuSign Inc	Bank of America Merrill Lynch	534
4,125	DocuSign Inc	Barclays Bank	2,681
14,251	DocuSign Inc	Goldman Sachs	(125,551)
9,279	DocuSign Inc	HSBC	27,349
(2,093)	Dolby Laboratories Inc ' A'	Bank of America Merrill Lynch	(2,595)
(12,036)	Dolby Laboratories Inc ' A'	Barclays Bank	(30,090)
(6,337)	Dolby Laboratories Inc ' A'	Goldman Sachs	(7,858)
3,014	Dolby Laboratories Inc ' A'	Goldman Sachs	7,010
(8,356)	Dolby Laboratories Inc ' A'	Morgan Stanley	(20,890)
(789)	Dollar General Corp	Barclays Bank	4,048
279	Dollar General Corp	HSBC	371
(9,349)	Dollar Tree Inc	Barclays Bank	61,890
(4,537)	Dollar Tree Inc	HSBC	69,598
9,538	Dominion Energy Inc	Barclays Bank	(6,963)
(10,026)	Dominion Energy Inc	Morgan Stanley	7,319
2,955	Dominion Energy Inc	Morgan Stanley	(1,932)
3,309	Domino's Pizza Inc	Barclays Bank	25,380
1,303	Domino's Pizza Inc	Goldman Sachs	22,151
10,743	Domo Inc ' B'	Bank of America Merrill Lynch	(22,990)
10,519	Domo Inc ' B'	Barclays Bank	3,787
7,480	Domo Inc ' B'	Goldman Sachs	(16,007)
6,298	Domo Inc ' B'	HSBC	(2,582)
2,493	Domo Inc ' B'	Morgan Stanley	897
7,920	Donaldson Co Inc	Bank of America Merrill Lynch	(7,999)
30,213	Donaldson Co Inc	Barclays Bank	(46,830)
27,063	Donaldson Co Inc	Goldman Sachs	(27,334)
31,056	Donaldson Co Inc	HSBC	12,469
4,313	Donaldson Co Inc	Morgan Stanley	(6,685)
23,352	Donegal Group Inc ' A'	Bank of America Merrill Lynch	(13,077)
35,388	Donegal Group Inc ' A'	Barclays Bank	(16,278)
11,694	Donegal Group Inc ' A'	Goldman Sachs	(6,549)
27,867	Donegal Group Inc ' A'	HSBC	(19,507)
26,705	Donegal Group Inc ' A'	Morgan Stanley	(12,284)
(1,329)	Donnelley Financial Solutions Inc	Bank of America Merrill Lynch	1,502
(10,942)	Donnelley Financial Solutions Inc	Barclays Bank	(740)
(4,738)	Donnelley Financial Solutions Inc	Goldman Sachs	251
(4,578)	DoorDash Inc ' A'	Bank of America Merrill Lynch	34,564
(2,039)	DoorDash Inc ' A'	Barclays Bank	(3,833)
(5,088)	DoorDash Inc ' A'	Goldman Sachs	33,501
(1,514)	DoorDash Inc ' A'	HSBC	299
(5,882)	DoorDash Inc ' A'	Morgan Stanley	(11,058)

保有高	銘柄	取引相手	未実現純評価益 ／(損) (米ドル)
米国 (続き)			
(34,600)	Dorian LPG Ltd	Barclays Bank	(1,038)
(15,762)	Dorian LPG Ltd	Goldman Sachs	(5,832)
(3,446)	Dorian LPG Ltd	Morgan Stanley	(103)
(210)	Dorman Products Inc	Barclays Bank	456
(1,181)	Dorman Products Inc	Goldman Sachs	331
(25,783)	DoubleVerify Holdings Inc	Goldman Sachs	41,511
2,119	DoubleVerify Holdings Inc	HSBC	(260)
(23,508)	DoubleVerify Holdings Inc	Morgan Stanley	15,045
1,111	DoubleVerify Holdings Inc	Morgan Stanley	(711)
8,253	Douglas Dynamics Inc	Barclays Bank	(10,151)
7,599	Douglas Dynamics Inc	Goldman Sachs	(13,222)
(16,687)	Douglas Elliman Inc	Bank of America Merrill Lynch	6,508
(20,802)	Douglas Elliman Inc	Barclays Bank	4,784
(29,002)	Douglas Elliman Inc	Goldman Sachs	11,311
(13,920)	Douglas Elliman Inc	HSBC	(557)
(15,546)	Douglas Elliman Inc	Morgan Stanley	3,576
12,308	Douglas Emmett Inc (REIT)	Bank of America Merrill Lynch	(268)
44,812	Douglas Emmett Inc (REIT)	Barclays Bank	(7,170)
21,810	Douglas Emmett Inc (REIT)	Goldman Sachs	(9,814)
38,600	Douglas Emmett Inc (REIT)	HSBC	2,619
23,332	Douglas Emmett Inc (REIT)	Morgan Stanley	(3,733)
(4,689)	Dova Pharmaceuticals Inc*, π	HSBC	—
(14,226)	Dover Corp	Bank of America Merrill Lynch	52,494
(6,724)	Dover Corp	Barclays Bank	24,745
(10,092)	Dover Corp	Goldman Sachs	33,634
(15,102)	Dover Corp	HSBC	(99,824)
(16,276)	Dover Corp	Morgan Stanley	59,896
(48,576)	Dow Inc	Barclays Bank	85,494
(5,923)	Dow Inc	Goldman Sachs	10,602
(72,189)	Dow Inc	Morgan Stanley	127,053
(13,947)	Doximity Inc ' A'	Bank of America Merrill Lynch	3,905
(19,682)	Doximity Inc ' A'	Barclays Bank	(20,273)
(9,748)	DR Horton Inc	Bank of America Merrill Lynch	9,358
(10,603)	DR Horton Inc	Barclays Bank	(5,832)
(82,120)	DR Horton Inc	Goldman Sachs	78,836
(77,189)	DR Horton Inc	HSBC	(768,030)
(5,343)	DR Horton Inc	Morgan Stanley	(2,939)
9,061	DraftKings Inc ' A'	Bank of America Merrill Lynch	(6,615)
8,751	DraftKings Inc ' A'	Barclays Bank	—
3,217	DraftKings Inc ' A'	Goldman Sachs	(2,348)
6,941	DraftKings Inc ' A'	HSBC	14,854
3,121	Dragonfly Energy Holdings Corp	Bank of America Merrill Lynch	1,623
12,321	Dragonfly Energy Holdings Corp	Barclays Bank	5,544
3,796	Dragonfly Energy Holdings Corp	Goldman Sachs	1,974
2,140	Dragonfly Energy Holdings Corp	HSBC	1,093

保有高	銘柄	取引相手	未実現純評価益 ／(損) (米ドル)
米国 (続き)			
(3,163)	Dril-Quip Inc	Bank of America Merrill Lynch	10,212
(1,197)	Dril-Quip Inc	Barclays Bank	1,879
(10,961)	Dril-Quip Inc	Goldman Sachs	31,476
(9,348)	Dril-Quip Inc	HSBC	26,308
(10,502)	Dril-Quip Inc	Morgan Stanley	14,807
(1,880)	Driven Brands Holdings Inc	Bank of America Merrill Lynch	3,027
5,427	Driven Brands Holdings Inc	Bank of America Merrill Lynch	(6,544)
(20,560)	Driven Brands Holdings Inc	Barclays Bank	30,223
(29,785)	Driven Brands Holdings Inc	Goldman Sachs	47,954
(14,392)	Driven Brands Holdings Inc	HSBC	10,938
(2,508)	Driven Brands Holdings Inc	Morgan Stanley	3,687
(5,957)	Dropbox Inc ' A'	Barclays Bank	(1,251)
(35,947)	Dropbox Inc ' A'	Goldman Sachs	12,222
(5,749)	Dropbox Inc ' A'	HSBC	(5,634)
(9,635)	Dropbox Inc ' A'	Morgan Stanley	(2,023)
59,321	DTE Energy Co	Barclays Bank	18,358
63,762	DTE Energy Co	Goldman Sachs	(31,547)
40,322	DTE Energy Co	HSBC	110,482
(8,286)	DTE Midstream LLC	Barclays Bank	1,740
(27,098)	DTE Midstream LLC	Goldman Sachs	21,678
(3,047)	DTE Midstream LLC	HSBC	2,651
3,035	Duck Creek Technologies Inc	Bank of America Merrill Lynch	(4,097)
24,937	Duck Creek Technologies Inc	Barclays Bank	(7,232)
26,331	Duck Creek Technologies Inc	HSBC	2,370
10,806	Duckhorn Portfolio Inc	Barclays Bank	1,189
10,703	Duckhorn Portfolio Inc	Goldman Sachs	13,486
18,884	Duckhorn Portfolio Inc	HSBC	25,915
982	Ducommun Inc	Bank of America Merrill Lynch	(1,885)
16,008	Ducommun Inc	Barclays Bank	(52,186)
11,278	Ducommun Inc	Goldman Sachs	(21,654)
4,614	Ducommun Inc	HSBC	(5,398)
(8,155)	Duke Energy Corp	Bank of America Merrill Lynch	(9,949)
(42,910)	Duke Energy Corp	Barclays Bank	(28,749)
(1,635)	Duke Energy Corp	HSBC	(8,420)
(49,497)	Duke Energy Corp	Morgan Stanley	(33,163)
2,555	Duluth Holdings Inc ' B'	Barclays Bank	485
5,078	Duluth Holdings Inc ' B'	Goldman Sachs	1,676
8,381	Duluth Holdings Inc ' B'	HSBC	2,850
16,856	Duluth Holdings Inc ' B'	Morgan Stanley	3,203
(64,643)	Dun & Bradstreet Holdings Inc	Barclays Bank	8,080
(134,062)	Dun & Bradstreet Holdings Inc	Goldman Sachs	209,807
1,657	Duolingo Inc	Bank of America Merrill Lynch	(10,936)
(3,689)	Duolingo Inc	Barclays Bank	3,873
446	Duolingo Inc	Barclays Bank	(468)
721	Duolingo Inc	Goldman Sachs	(1,503)

保有高	銘柄	取引相手	未実現純評価益 ／(損) (米ドル)
米国 (続き)			
(1,158)	Duolingo Inc	HSBC	13,074
1,067	Duolingo Inc	HSBC	(4,430)
(702)	Duolingo Inc	Morgan Stanley	737
875	Duolingo Inc	Morgan Stanley	(919)
(10,871)	DuPont de Nemours Inc	Goldman Sachs	16,489
2,336	DuPont de Nemours Inc	HSBC	5,513
(3,877)	DuPont de Nemours Inc	HSBC	(9,150)
(8,030)	DuPont de Nemours Inc	Morgan Stanley	20,075
(52,906)	Durect Corp	Bank of America Merrill Lynch	5,190
(33,312)	Durect Corp	Barclays Bank	1,999
(94,579)	Durect Corp	Goldman Sachs	9,278
(4,802)	Dutch Bros Inc ' A'	Barclays Bank	(4,025)
(7,671)	Dutch Bros Inc ' A'	HSBC	(25,729)
(849)	Dutch Bros Inc ' A'	Morgan Stanley	(807)
6,175	DXC Technology Co	Barclays Bank	(4,940)
1,547	DXC Technology Co	Goldman Sachs	121
(9,674)	DXP Enterprises Inc	Barclays Bank	17,413
(3,161)	DXP Enterprises Inc	Goldman Sachs	3,667
72	Dyadic International Inc	Barclays Bank	(18)
(1,963)	Dycom Industries Inc	Barclays Bank	2,179
(1,092)	Dycom Industries Inc	HSBC	24,679
10,453	Dynatrace Inc	Bank of America Merrill Lynch	(17,770)
5,001	Dynatrace Inc	Barclays Bank	2,801
14,258	Dynatrace Inc	Goldman Sachs	(24,239)
21,236	Dynatrace Inc	HSBC	32,491
7,533	Dynatrace Inc	Morgan Stanley	4,218
(12,359)	Dynavax Technologies Corp	Barclays Bank	9,764
(12,270)	Dynavax Technologies Corp	Goldman Sachs	13,252
14,800	Dyne Therapeutics Inc	Barclays Bank	16,428
3,161	Dyne Therapeutics Inc	Goldman Sachs	4,489
11,005	Dyne Therapeutics Inc	HSBC	17,938
1,008	Dyne Therapeutics Inc	Morgan Stanley	1,119
(100,826)	Dynex Capital Inc (REIT)	Barclays Bank	(1,008)
(4,489)	DZS Inc	Barclays Bank	3,367
(9,521)	DZS Inc	Goldman Sachs	24,374
(6,566)	DZS Inc	HSBC	21,471
(555)	DZS Inc	Morgan Stanley	416
(7,572)	E2open Parent Holdings Inc	Bank of America Merrill Lynch	5,149
(97,148)	E2open Parent Holdings Inc	Goldman Sachs	66,061
4,884	Eagle Bancorp Montana Inc	Bank of America Merrill Lynch	(2,222)
8,402	Eagle Bancorp Montana Inc	Barclays Bank	(294)
11,763	Eagle Bancorp Montana Inc	Goldman Sachs	(5,352)
5,909	Eagle Bancorp Montana Inc	HSBC	(739)
13,424	Eagle Bancorp Montana Inc	Morgan Stanley	(470)
1,635	Eagle Bulk Shipping Inc	HSBC	(5,363)

保有高	銘柄	取引相手	未実現純評価益 ／(損) (米ドル)
米国 (続き)			
(39,293)	Eagle Materials Inc	Barclays Bank	119,844
(7,285)	Eagle Materials Inc	Goldman Sachs	(18,213)
1,964	Eagle Materials Inc	HSBC	12,707
(1,853)	Eagle Materials Inc	Morgan Stanley	5,652
(826)	Eagle Pharmaceuticals Inc	Bank of America Merrill Lynch	1,396
(4,098)	Eagle Pharmaceuticals Inc	Goldman Sachs	6,256
(1,431)	Eagle Pharmaceuticals Inc	HSBC	2,482
(1,739)	Eagle Pharmaceuticals Inc	Morgan Stanley	3,495
(31,735)	Earthstone Energy Inc ' A'	Bank of America Merrill Lynch	49,189
(14,116)	Earthstone Energy Inc ' A'	Barclays Bank	6,070
(10,042)	Earthstone Energy Inc ' A'	Goldman Sachs	15,565
(28,542)	Earthstone Energy Inc ' A'	Morgan Stanley	12,273
11,392	East West Bancorp Inc	Bank of America Merrill Lynch	(50,363)
10,619	East West Bancorp Inc	Barclays Bank	(28,565)
18,972	East West Bancorp Inc	Goldman Sachs	(75,850)
28,710	East West Bancorp Inc	HSBC	(69,923)
7,846	East West Bancorp Inc	Morgan Stanley	(21,106)
6,873	Easterly Government Properties Inc (REIT)	Barclays Bank	(2,612)
11,335	Easterly Government Properties Inc (REIT)	Goldman Sachs	(3,401)
(65,306)	Eastern Bankshares Inc	Barclays Bank	9,796
(14,594)	Eastern Co	Bank of America Merrill Lynch	9,121
(11,685)	Eastern Co	Barclays Bank	9,640
(14,491)	Eastern Co	Goldman Sachs	9,057
(2,590)	Eastern Co	HSBC	1,230
(1,315)	Eastern Co	Morgan Stanley	1,085
(1,785)	EastGroup Properties Inc (REIT)	Bank of America Merrill Lynch	9,978
8,099	EastGroup Properties Inc (REIT)	Barclays Bank	(44,545)
(1,190)	EastGroup Properties Inc (REIT)	Barclays Bank	6,545
6,060	EastGroup Properties Inc (REIT)	Goldman Sachs	(33,875)
(2,405)	EastGroup Properties Inc (REIT)	Goldman Sachs	13,458
2,694	EastGroup Properties Inc (REIT)	HSBC	(5,253)
(1,924)	EastGroup Properties Inc (REIT)	HSBC	4,467
(1,114)	EastGroup Properties Inc (REIT)	Morgan Stanley	6,127
7,648	Eastman Chemical Co	Barclays Bank	(11,845)
8,761	Eastman Chemical Co	Goldman Sachs	(6,450)
10,583	Eastman Chemical Co	HSBC	15,240
(126,973)	Eastman Kodak Co	Barclays Bank	21,585
(25,776)	Eastman Kodak Co	HSBC	39,180
1,405	Eaton Corp Plc	Bank of America Merrill Lynch	(1,250)
28,634	Eaton Corp Plc	Barclays Bank	(141,639)
4,883	Eaton Corp Plc	Goldman Sachs	(4,112)
11,164	Eaton Corp Plc	HSBC	36,953
5,565	Eaton Corp Plc	Morgan Stanley	(27,714)
2,007	eBay Inc	Bank of America Merrill Lynch	(6,081)
(4,262)	eBay Inc	Bank of America Merrill Lynch	12,914

保有高	銘柄	取引相手	未実現純評価益 ／(損) (米ドル)
米国 (続き)			
(4,697)	eBay Inc	Barclays Bank	5,355
36,711	eBay Inc	Goldman Sachs	(111,234)
(10,313)	eBay Inc	Goldman Sachs	31,248
23,826	eBay Inc	HSBC	56,944
(7,736)	Ebix Inc	Bank of America Merrill Lynch	58,871
(12,299)	Ebix Inc	Barclays Bank	12,914
9,212	EchoStar Corp ' A'	Bank of America Merrill Lynch	(8,383)
36,075	EchoStar Corp ' A'	Barclays Bank	(13,347)
22,795	EchoStar Corp ' A'	Goldman Sachs	(20,743)
9,919	EchoStar Corp ' A'	HSBC	(6,798)
2,711	EchoStar Corp ' A'	Morgan Stanley	(1,003)
2,403	Ecolab Inc	Bank of America Merrill Lynch	(17,326)
14,485	Ecolab Inc	Barclays Bank	(47,106)
6,801	Ecolab Inc	Goldman Sachs	(30,530)
31,455	Ecolab Inc	HSBC	128,022
3,582	Ecolab Inc	Morgan Stanley	(12,036)
(16,809)	Ecovyst Inc	Bank of America Merrill Lynch	(4,707)
(4,929)	Ecovyst Inc	Barclays Bank	986
(2,415)	Ecovyst Inc	Goldman Sachs	(676)
(6,032)	Edgewell Personal Care Co	Bank of America Merrill Lynch	(8,807)
(21,416)	Edgewell Personal Care Co	Barclays Bank	(17,614)
(16,035)	Edgewell Personal Care Co	Goldman Sachs	(23,422)
(1,282)	Edgewell Personal Care Co	HSBC	(1,083)
(1,988)	Edgewell Personal Care Co	Morgan Stanley	(1,650)
8,055	Edgewise Therapeutics Inc	Barclays Bank	(5,075)
2,852	Edgewise Therapeutics Inc	Goldman Sachs	(4,021)
(9,445)	Edgio Inc	Bank of America Merrill Lynch	(708)
(12,717)	Edgio Inc	Barclays Bank	191
(16,804)	Edgio Inc	Goldman Sachs	(1,260)
(30,939)	Edgio Inc	HSBC	25,525
(21,148)	Edgio Inc	Morgan Stanley	317
(3,821)	Edison International	Bank of America Merrill Lynch	(10,114)
40,413	Edison International	Barclays Bank	48,091
(4,061)	Edison International	Barclays Bank	(4,833)
(10,522)	Edison International	HSBC	(35,530)
10,100	Edison International	Morgan Stanley	12,019
(2,983)	Edison International	Morgan Stanley	(3,550)
96	Editas Medicine Inc	Bank of America Merrill Lynch	(311)
22,786	Editas Medicine Inc	Barclays Bank	(14,811)
8,369	Editas Medicine Inc	Goldman Sachs	(27,116)
7,317	Editas Medicine Inc	HSBC	(10,317)
6,292	Edwards Lifesciences Corp	Bank of America Merrill Lynch	(5,537)
5,133	Edwards Lifesciences Corp	Barclays Bank	3,952
20,216	Edwards Lifesciences Corp	Goldman Sachs	(17,790)
5,972	Edwards Lifesciences Corp	Morgan Stanley	4,598

保有高	銘柄	取引相手	未実現純評価益 ／(損) (米ドル)
	米国 (続き)		
3,271	eGain Corp	Bank of America Merrill Lynch	(3,369)
11,983	eGain Corp	Barclays Bank	959
20,506	eGain Corp	Goldman Sachs	(21,121)
5,960	eGain Corp	HSBC	3,457
2,617	eHealth Inc	Bank of America Merrill Lynch	667
6,228	eHealth Inc	Barclays Bank	2,024
4,900	eHealth Inc	Goldman Sachs	1,250
3,309	eHealth Inc	HSBC	(1,208)
5,496	eHealth Inc	Morgan Stanley	1,786
(12,251)	Eiger BioPharmaceuticals Inc	Goldman Sachs	2,328
43,231	El Pollo Loco Holdings Inc	Barclays Bank	(11,672)
5,412	El Pollo Loco Holdings Inc	Goldman Sachs	(3,085)
8,798	El Pollo Loco Holdings Inc	HSBC	(4,487)
14,650	El Pollo Loco Holdings Inc	Morgan Stanley	(3,956)
98	Elah Holdings Inc	Bank of America Merrill Lynch	(632)
87	Elah Holdings Inc	Morgan Stanley	(183)
44,553	Elanco Animal Health Inc	Bank of America Merrill Lynch	(9,898)
16,533	Elanco Animal Health Inc	Barclays Bank	(1,984)
29,415	Elanco Animal Health Inc	Goldman Sachs	(11,819)
24,484	Elanco Animal Health Inc	HSBC	(10,267)
52,756	Elanco Animal Health Inc	Morgan Stanley	(6,331)
(1,926)	Elastic NV	Barclays Bank	(3,717)
(668)	Elastic NV	Goldman Sachs	5,271
(7,110)	Elastic NV	HSBC	(11,874)
(2,089)	Elastic NV	Morgan Stanley	(4,032)
(11,484)	Electromed Inc	Goldman Sachs	459
(3,329)	Electromed Inc	HSBC	1,232
(2,278)	Electronic Arts Inc	Barclays Bank	4,989
(1,534)	Electronic Arts Inc	Goldman Sachs	2,224
(1,045)	Electronic Arts Inc	HSBC	1,850
3,439	Element Solutions Inc	Bank of America Merrill Lynch	(1,416)
(41,145)	Element Solutions Inc	Barclays Bank	18,927
9,753	Element Solutions Inc	HSBC	(3,368)
(46,093)	Element Solutions Inc	Morgan Stanley	21,203
2,621	Elevation Health Inc	Barclays Bank	13,847
6,806	Elevation Health Inc	Goldman Sachs	257,811
5,800	Elevation Health Inc	HSBC	(74,730)
117	Elevation Health Inc	Morgan Stanley	254
119	Elevate Credit Inc	Goldman Sachs	93
107	Elevate Credit Inc	Morgan Stanley	3
392	Elevation Oncology Inc	Barclays Bank	18
352	Elevation Oncology Inc	Goldman Sachs	16
278	Elevation Oncology Inc	HSBC	13
115	Elevation Oncology Inc	Morgan Stanley	5
14,834	elf Beauty Inc	Barclays Bank	(6,082)

保有高	銘柄	取引相手	未実現純評価益 ／(損) (米ドル)
米国 (続き)			
1,009	elf Beauty Inc	HSBC	3,431
7,878	Eli Lilly & Co	Bank of America Merrill Lynch	127,201
5,207	Eli Lilly & Co	Barclays Bank	27,753
2,099	Eli Lilly & Co	Goldman Sachs	34,130
79	Eli Lilly & Co	Morgan Stanley	48
(13,910)	Ellington Residential Mortgage (REIT)	Barclays Bank	(1,252)
(18,725)	Ellington Residential Mortgage (REIT)	Goldman Sachs	(2,060)
(10,401)	Ellington Residential Mortgage (REIT)	HSBC	(3,744)
(8,968)	Ellington Residential Mortgage (REIT)	Morgan Stanley	(807)
2,503	Elme Communities (REIT)	Bank of America Merrill Lynch	88
51,231	Elme Communities (REIT)	Goldman Sachs	1,793
6,887	Elme Communities (REIT)	HSBC	3,685
23,293	Elme Communities (REIT)	Morgan Stanley	(12,229)
(6,350)	Eloxx Pharmaceuticals Inc	Barclays Bank	(84)
(19,449)	Eloxx Pharmaceuticals Inc	Goldman Sachs	(177)
(6,669)	Eloxx Pharmaceuticals Inc	Morgan Stanley	(89)
(3,889)	Embark Technology Inc	Barclays Bank	1,594
(3,078)	Embark Technology Inc	Morgan Stanley	1,262
(12,266)	Embecta Corp	Barclays Bank	2,208
(7,741)	Embecta Corp	Goldman Sachs	6,271
(29,615)	Embecta Corp	HSBC	(79,368)
(6,449)	Embecta Corp	Morgan Stanley	1,161
82	EMCOR Group Inc	Bank of America Merrill Lynch	(112)
(4,195)	EMCOR Group Inc	Barclays Bank	13,927
11,731	EMCOR Group Inc	Barclays Bank	(38,947)
16,487	EMCOR Group Inc	Goldman Sachs	(22,422)
(4,105)	EMCOR Group Inc	HSBC	(2,411)
8,627	EMCOR Group Inc	HSBC	48,052
(138)	EMCOR Group Inc	Morgan Stanley	458
(21,126)	EMCORE Corp	Bank of America Merrill Lynch	3,591
(24,699)	EMCORE Corp	Barclays Bank	1,482
(31,130)	EMCORE Corp	Goldman Sachs	5,292
(7,503)	EMCORE Corp	HSBC	825
35,290	Emerald Holding Inc	Bank of America Merrill Lynch	(1,765)
7,335	Emerald Holding Inc	HSBC	1,320
8,136	Emergent BioSolutions Inc	Barclays Bank	(3,010)
2,820	Emergent BioSolutions Inc	Goldman Sachs	(4,597)
10,601	Emergent BioSolutions Inc	HSBC	(71,324)
(43,338)	Emerson Electric Co	Goldman Sachs	105,745
(16,739)	Emerson Electric Co	HSBC	(34,440)
(4,623)	Emerson Electric Co	Morgan Stanley	10,540
(8,237)	Empire Petroleum Corp	Bank of America Merrill Lynch	6,672
793	Empire State Realty Trust Inc ' A' (REIT)	Bank of America Merrill Lynch	40
116,967	Empire State Realty Trust Inc ' A' (REIT)	Barclays Bank	(12,866)
8,397	Empire State Realty Trust Inc ' A' (REIT)	Goldman Sachs	420

保有高	銘柄	取引相手	未実現純評価益 ／(損) (米ドル)
米国 (続き)			
50,558	Empire State Realty Trust Inc ' A' (REIT)	HSBC	11,123
30,849	Empire State Realty Trust Inc ' A' (REIT)	Morgan Stanley	(3,393)
(20,339)	Enact Holdings Inc	Bank of America Merrill Lynch	34,780
(10,979)	Enact Holdings Inc	Barclays Bank	5,160
(11,387)	Enact Holdings Inc	Goldman Sachs	19,472
(37,865)	Enact Holdings Inc	HSBC	70,429
1,674	Enanta Pharmaceuticals Inc	Bank of America Merrill Lynch	(7,516)
4,112	Enanta Pharmaceuticals Inc	Goldman Sachs	(18,463)
2,998	Enanta Pharmaceuticals Inc	HSBC	809
1,144	Enanta Pharmaceuticals Inc	Morgan Stanley	(3,100)
(2,382)	Enbridge Inc	Bank of America Merrill Lynch	(2,954)
(22,064)	Encompass Health Corp	Barclays Bank	1,765
(26,627)	Encompass Health Corp	Goldman Sachs	4,240
(28,155)	Encompass Health Corp	HSBC	(53,965)
(4,174)	Encompass Health Corp	Morgan Stanley	(123)
5,142	Encore Capital Group Inc	Barclays Bank	1,697
881	Encore Capital Group Inc	Goldman Sachs	(458)
(1,354)	Encore Wire Corp	Goldman Sachs	11,695
(920)	Encore Wire Corp	Morgan Stanley	5,042
(6,505)	Endeavor Group Holdings Inc ' A'	Bank of America Merrill Lynch	4,001
(2,752)	Endeavor Group Holdings Inc ' A'	Barclays Bank	289
(9,536)	Endeavor Group Holdings Inc ' A'	Goldman Sachs	5,865
14,111	Endeavor Group Holdings Inc ' A'	Goldman Sachs	(8,678)
(4,682)	Endeavor Group Holdings Inc ' A'	HSBC	(211)
(9,000)	Endeavor Group Holdings Inc ' A'	Morgan Stanley	945
24,326	Endo International Plc	Barclays Bank	(268)
34,982	Endo International Plc	Goldman Sachs	(245)
(15,920)	Enerflex Ltd	Barclays Bank	2,388
(22,653)	Enerflex Ltd	HSBC	(16,310)
(5,672)	Energizer Holdings Inc	Bank of America Merrill Lynch	(5,842)
(6,765)	Energizer Holdings Inc	Barclays Bank	(135)
(4,255)	Energizer Holdings Inc	Goldman Sachs	(4,383)
(11,452)	Energizer Holdings Inc	HSBC	(40,311)
3,543	Energy Fuels Inc	Morgan Stanley	(850)
(4,109)	Energy Recovery Inc	Barclays Bank	(3,205)
(15,115)	Energy Recovery Inc	Goldman Sachs	(12,545)
(9,768)	Energy Recovery Inc	HSBC	(21,246)
(10,367)	Enerpac Tool Group Corp	Goldman Sachs	11,922
(4,333)	EnerSys	Barclays Bank	17,375
(38,966)	EnerSys	Goldman Sachs	213,923
(4,205)	EnerSys	HSBC	(23,548)
(6,564)	EnerSys	Morgan Stanley	26,322
(43,215)	Eneti Inc	Barclays Bank	17,286
(8,669)	Enfusion Inc ' A'	HSBC	21,326
(6,629)	Enfusion Inc ' A'	Morgan Stanley	15,644

保有高	銘柄	取引相手	未実現純評価益 ／(損) (米ドル)
米国 (続き)			
10,869	EngageSmart Inc	Bank of America Merrill Lynch	(17,499)
14,462	EngageSmart Inc	Barclays Bank	(5,640)
24,093	EngageSmart Inc	Goldman Sachs	(37,061)
29,646	EngageSmart Inc	HSBC	(63,442)
10,473	EngageSmart Inc	Morgan Stanley	(4,084)
5,541	Enhabit Inc	Goldman Sachs	(111)
(20,924)	Enhabit Inc	Goldman Sachs	418
7,030	Enhabit Inc	HSBC	703
(3,314)	Enhabit Inc	HSBC	(331)
11,713	Enhabit Inc	Morgan Stanley	(1,640)
11,152	EnLink Midstream LLC (Unit)	Bank of America Merrill Lynch	2,453
68,473	EnLink Midstream LLC (Unit)	Barclays Bank	(22,596)
28,112	EnLink Midstream LLC (Unit)	Goldman Sachs	6,185
50,979	EnLink Midstream LLC (Unit)	HSBC	13,764
14,139	EnLink Midstream LLC (Unit)	Morgan Stanley	(4,666)
6,331	Ennis Inc	Goldman Sachs	1,393
15,957	Ennis Inc	HSBC	(3,191)
1,656	Enova International Inc	Bank of America Merrill Lynch	(994)
13,864	Enova International Inc	Barclays Bank	(2,773)
16,707	Enova International Inc	Goldman Sachs	(10,024)
6,863	Enova International Inc	HSBC	(7,618)
8,447	Enovis Corp	Bank of America Merrill Lynch	(11,963)
60,151	Enovis Corp	Barclays Bank	(102,859)
31,880	Enovis Corp	Goldman Sachs	(49,414)
19,487	Enovis Corp	HSBC	6,388
11,229	Enovis Corp	Morgan Stanley	(19,202)
(5,688)	Enovix Corp	Barclays Bank	(2,730)
(5,052)	Enovix Corp	Goldman Sachs	12,428
(3,291)	Enovix Corp	Morgan Stanley	(1,580)
1,878	Enphase Energy Inc	Goldman Sachs	22,912
442	Enphase Energy Inc	HSBC	14,524
(4,603)	EnPro Industries Inc	Barclays Bank	20,944
(1,457)	EnPro Industries Inc	Goldman Sachs	13,521
(1,616)	EnPro Industries Inc	HSBC	9,809
7,735	Ensign Group Inc	Bank of America Merrill Lynch	2,687
15,986	Ensign Group Inc	Barclays Bank	(26,057)
12,396	Ensign Group Inc	Goldman Sachs	8,801
7,651	Ensign Group Inc	HSBC	6,733
3,067	Ensign Group Inc	Morgan Stanley	(4,999)
2,695	Enstar Group Ltd	Barclays Bank	24,848
221	Enstar Group Ltd	HSBC	4,525
284	Enstar Group Ltd	Morgan Stanley	2,618
(9,387)	Entegris Inc	Barclays Bank	17,741
6,227	Entegris Inc	Barclays Bank	(11,769)
(7,764)	Entegris Inc	HSBC	(24,845)

保有高	銘柄	取引相手	未実現純評価益 ／(損) (米ドル)
	米国 (続き)		
3,000	Entegris Inc	HSBC	9,600
177	Entegris Inc	Morgan Stanley	(335)
1,350	Entergy Corp	Bank of America Merrill Lynch	5,184
18,803	Entergy Corp	Barclays Bank	12,786
13,501	Entergy Corp	Goldman Sachs	51,844
22,184	Entergy Corp	HSBC	118,019
276	Entergy Corp	Morgan Stanley	188
4,254	Enterprise Bancorp Inc	Barclays Bank	(2,127)
11,997	Enterprise Bancorp Inc	Goldman Sachs	17,636
680	Enterprise Bancorp Inc	HSBC	904
16,791	Enterprise Bancorp Inc	Morgan Stanley	(8,396)
(23,177)	Enterprise Financial Services Corp	Barclays Bank	45,890
10,698	Entravision Communications Corp ' A'	Bank of America Merrill Lynch	(1,391)
30,379	Entravision Communications Corp ' A'	Barclays Bank	(304)
14,393	Entravision Communications Corp ' A'	Goldman Sachs	(1,871)
(44,864)	Envela Corp	Bank of America Merrill Lynch	(9,870)
(15,392)	Envela Corp	Barclays Bank	(308)
(14,311)	Envela Corp	Goldman Sachs	(3,148)
(1,559)	Envista Holdings Corp	Bank of America Merrill Lynch	3,289
(899)	Envista Holdings Corp	Barclays Bank	890
4,971	Envista Holdings Corp	Barclays Bank	(4,921)
(20,441)	Envista Holdings Corp	HSBC	(21,054)
(4,818)	Envista Holdings Corp	Morgan Stanley	4,770
(26,557)	Enviva Inc	Barclays Bank	142,346
(3,694)	Enviva Inc	HSBC	19,024
(744)	Enviva Inc	Morgan Stanley	3,988
(12,491)	Enzo Biochem Inc	Barclays Bank	(749)
(7,486)	Enzo Biochem Inc	HSBC	1,347
2,552	EOG Resources Inc	Bank of America Merrill Lynch	(12,275)
27,971	EOG Resources Inc	Barclays Bank	(51,187)
1,399	EOG Resources Inc	Goldman Sachs	(2,332)
8,388	EOG Resources Inc	HSBC	(21,372)
608	EOG Resources Inc	Morgan Stanley	(1,113)
(682)	EPAM Systems Inc	Bank of America Merrill Lynch	(662)
(740)	EPAM Systems Inc	Goldman Sachs	(718)
(952)	EPAM Systems Inc	Morgan Stanley	(11,243)
12,253	ePlus Inc	Barclays Bank	(46,439)
(4,379)	EPR Properties (REIT)	Bank of America Merrill Lynch	(696)
(28,711)	EPR Properties (REIT)	Barclays Bank	16,365
(20,217)	EPR Properties (REIT)	Goldman Sachs	(8,087)
(13,788)	EPR Properties (REIT)	HSBC	(13,365)
(12,009)	EQRx Inc	Barclays Bank	(1,561)
(38,023)	EQRx Inc	HSBC	76,046
(4,650)	EQRx Inc	Morgan Stanley	(605)
5,155	EQT Corp	Goldman Sachs	(5,980)

保有高	銘柄	取引相手	未実現純評価益 ／(損) (米ドル)
米国 (続き)			
(441)	Equifax Inc	Bank of America Merrill Lynch	915
(9,715)	Equifax Inc	Barclays Bank	69,656
(18,328)	Equifax Inc	Goldman Sachs	359,585
(870)	Equifax Inc	HSBC	3,742
(172)	Equifax Inc	Morgan Stanley	1,233
353	Equinix Inc (REIT)	Barclays Bank	5,013
510	Equinix Inc (REIT)	Goldman Sachs	6,650
(502)	Equinix Inc (REIT)	Goldman Sachs	(6,546)
1,409	Equinix Inc (REIT)	HSBC	104,294
(52,901)	Equitable Holdings Inc	Barclays Bank	50,785
(34,087)	Equitable Holdings Inc	Goldman Sachs	(1,363)
(6,209)	Equitable Holdings Inc	HSBC	(3,601)
(34,515)	Equitable Holdings Inc	Morgan Stanley	33,134
(66,655)	Equitrans Midstream Corp	Bank of America Merrill Lynch	5,999
(20,586)	Equitrans Midstream Corp	Barclays Bank	412
(55,543)	Equitrans Midstream Corp	Goldman Sachs	4,999
10,567	Equitrans Midstream Corp	Goldman Sachs	(951)
(53,014)	Equitrans Midstream Corp	HSBC	7,422
(47,353)	Equitrans Midstream Corp	Morgan Stanley	947
24,071	Equitrans Midstream Corp	Morgan Stanley	(481)
4,810	Equity Bancshares Inc ' A'	Bank of America Merrill Lynch	(5,339)
3,029	Equity Bancshares Inc ' A'	Barclays Bank	(1,999)
4,916	Equity Bancshares Inc ' A'	Goldman Sachs	(5,457)
7,008	Equity Bancshares Inc ' A'	HSBC	(2,032)
3,896	Equity Bancshares Inc ' A'	Morgan Stanley	(2,571)
(27,285)	Equity Commonwealth (REIT)	Bank of America Merrill Lynch	(19,100)
(70,674)	Equity Commonwealth (REIT)	Barclays Bank	(10,601)
(39,245)	Equity Commonwealth (REIT)	Goldman Sachs	(27,472)
(96,754)	Equity Commonwealth (REIT)	HSBC	(29,026)
(25,551)	Equity Commonwealth (REIT)	Morgan Stanley	(3,833)
(906)	Equity LifeStyle Properties Inc (REIT)	Bank of America Merrill Lynch	39
15,677	Equity LifeStyle Properties Inc (REIT)	Barclays Bank	4,703
48,147	Equity LifeStyle Properties Inc (REIT)	Goldman Sachs	12,037
1,984	Equity LifeStyle Properties Inc (REIT)	HSBC	5,416
7,230	Equity Residential (REIT)	Barclays Bank	940
47,438	Equity Residential (REIT)	Goldman Sachs	37,476
55,702	Equity Residential (REIT)	HSBC	168,777
1,228	Equity Residential (REIT)	Morgan Stanley	160
7,312	Erasca Inc	HSBC	1,316
(223)	Erie Indemnity Co ' A'	Bank of America Merrill Lynch	124
(4,319)	Erie Indemnity Co ' A'	Barclays Bank	(3,757)
(1,604)	Erie Indemnity Co ' A'	Goldman Sachs	(13,001)
(963)	Erie Indemnity Co ' A'	HSBC	(6,077)
(79)	Erie Indemnity Co ' A'	Morgan Stanley	(69)
7,096	Ermenegildo Zegna NV	Barclays Bank	(4,246)

保有高	銘柄	取引相手	未実現純評価益 ／(損) (米ドル)
米国 (続き)			
7,511	Ermenegildo Zegna NV	Goldman Sachs	(3,007)
2,963	Ermenegildo Zegna NV	HSBC	(2,546)
5,441	Ermenegildo Zegna NV	Morgan Stanley	(3,047)
8,279	Eros Media World Plc	Bank of America Merrill Lynch	(1,573)
20,591	Eros Media World Plc	Barclays Bank	(2,883)
20,674	Eros Media World Plc	Goldman Sachs	(3,928)
2,838	Eros Media World Plc	HSBC	(851)
6,412	Eros Media World Plc	Morgan Stanley	(898)
(11,061)	Esab Corp	Barclays Bank	15,375
(17,678)	Esab Corp	Goldman Sachs	(66,646)
(2,355)	Esab Corp	HSBC	655
25,192	Esc War Ind*, π	Barclays Bank	—
63,725	Esc War Ind*	Goldman Sachs	(6,372)
41,059	Esc War Ind*, π	Morgan Stanley	—
(13,745)	Escalade Inc	Bank of America Merrill Lynch	(1,375)
(5,486)	Escalade Inc	Barclays Bank	(3,346)
(8,717)	Escalade Inc	Goldman Sachs	(872)
(15,527)	Escalade Inc	Morgan Stanley	(9,471)
(3,640)	ESCO Technologies Inc	Bank of America Merrill Lynch	(15,070)
(9,104)	ESCO Technologies Inc	Barclays Bank	17,389
(4,180)	ESCO Technologies Inc	Goldman Sachs	(17,305)
(3,002)	ESCO Technologies Inc	HSBC	(18,102)
(40,015)	Escrow New York (REIT)*	Bank of America Merrill Lynch	(749,081)
(39,940)	Escrow New York (REIT)*	Goldman Sachs	(747,637)
(21,172)	Escrow New York (REIT)*	Morgan Stanley	(396,340)
3,877	Esperion Therapeutics Inc	Bank of America Merrill Lynch	384
24,915	Esperion Therapeutics Inc	Barclays Bank	(5,730)
5,615	Esperion Therapeutics Inc	Goldman Sachs	(3,032)
14,528	Esperion Therapeutics Inc	HSBC	(20,775)
17,796	Esperion Therapeutics Inc	Morgan Stanley	(4,093)
(8,345)	Esquire Financial Holdings Inc	Bank of America Merrill Lynch	15,689
(14,333)	Esquire Financial Holdings Inc	Barclays Bank	44,146
(5,406)	Esquire Financial Holdings Inc	Goldman Sachs	10,163
(6,798)	Esquire Financial Holdings Inc	HSBC	7,614
(5,551)	Esquire Financial Holdings Inc	Morgan Stanley	17,097
(17,313)	ESS Tech Inc	HSBC	7,271
2,693	ESSA Bancorp Inc	Barclays Bank	—
5,380	ESSA Bancorp Inc	Goldman Sachs	753
15,368	ESSA Bancorp Inc	HSBC	17,673
7,757	ESSA Bancorp Inc	Morgan Stanley	—
12,756	Essent Group Ltd	Bank of America Merrill Lynch	2,806
63,883	Essent Group Ltd	Barclays Bank	(72,827)
106,528	Essent Group Ltd	Goldman Sachs	23,435
56,883	Essent Group Ltd	HSBC	1,707
64,499	Essential Properties Realty Trust Inc (REIT)	Barclays Bank	(52,889)

保有高	銘柄	取引相手	未実現純評価益 ／(損) (米ドル)
米国 (続き)			
82,162	Essential Properties Realty Trust Inc (REIT)	Goldman Sachs	1,643
46,487	Essential Properties Realty Trust Inc (REIT)	HSBC	46,952
(3,352)	Essential Utilities Inc	Bank of America Merrill Lynch	603
(6,934)	Essential Utilities Inc	Barclays Bank	4,299
(18,353)	Essential Utilities Inc	Goldman Sachs	(3,464)
(70,632)	Essential Utilities Inc	HSBC	(113,064)
(13,070)	Essential Utilities Inc	Morgan Stanley	8,103
4,972	Essex Property Trust Inc (REIT)	Bank of America Merrill Lynch	(2,337)
16,011	Essex Property Trust Inc (REIT)	Barclays Bank	(32,502)
15,647	Essex Property Trust Inc (REIT)	Goldman Sachs	(7,354)
11,643	Essex Property Trust Inc (REIT)	HSBC	43,778
(457)	Estee Lauder Cos Inc ' A'	Bank of America Merrill Lynch	3,734
680	Estee Lauder Cos Inc ' A'	Bank of America Merrill Lynch	(2,700)
(1,011)	Estee Lauder Cos Inc ' A'	Barclays Bank	3,518
949	Estee Lauder Cos Inc ' A'	Barclays Bank	(3,303)
(6,210)	Estee Lauder Cos Inc ' A'	Goldman Sachs	50,736
(1,098)	Estee Lauder Cos Inc ' A'	HSBC	(6,456)
350	Estee Lauder Cos Inc ' A'	HSBC	(3,010)
(1,352)	Estee Lauder Cos Inc ' A'	Morgan Stanley	4,705
17,839	Ethan Allen Interiors Inc	Barclays Bank	(18,196)
21,117	Ethan Allen Interiors Inc	Goldman Sachs	(53,004)
18,253	Ethan Allen Interiors Inc	HSBC	(22,634)
(17,433)	Eton Pharmaceuticals Inc	Barclays Bank	610
828	Etsy Inc	Barclays Bank	3,900
(1,671)	Etsy Inc	Goldman Sachs	2,189
2,104	Euronet Worldwide Inc	Bank of America Merrill Lynch	(2,651)
1,536	Euronet Worldwide Inc	Goldman Sachs	(1,935)
2,284	Euronet Worldwide Inc	HSBC	12,220
2,656	Euronet Worldwide Inc	Morgan Stanley	(3,453)
(6,548)	European Wax Center Inc ' A'	Bank of America Merrill Lynch	(1,572)
(780)	European Wax Center Inc ' A'	Barclays Bank	(741)
(6,041)	European Wax Center Inc ' A'	Goldman Sachs	(1,450)
13,647	Evans Bancorp Inc	Barclays Bank	(4,640)
8,500	Evans Bancorp Inc	Goldman Sachs	(4,165)
3,020	Evans Bancorp Inc	HSBC	3,065
4,196	Evans Bancorp Inc	Morgan Stanley	(1,427)
23,388	Eventbrite Inc ' A'	Bank of America Merrill Lynch	(10,057)
29,878	Eventbrite Inc ' A'	Barclays Bank	(3,287)
41,687	Eventbrite Inc ' A'	Goldman Sachs	(17,925)
26,321	Eventbrite Inc ' A'	HSBC	2,106
8,230	Eventbrite Inc ' A'	Morgan Stanley	(905)
1,683	Everbridge Inc	Bank of America Merrill Lynch	(4,073)
1,993	Everbridge Inc	Barclays Bank	2,830
823	Everbridge Inc	Goldman Sachs	(1,992)

保有高	銘柄	取引相手	未実現純評価益 ／(損) (米ドル)
米国 (続き)			
3,821	Everbridge Inc	HSBC	12,074
1,882	Everbridge Inc	Morgan Stanley	2,672
1,747	EverCommerce Inc	Bank of America Merrill Lynch	(769)
5,323	EverCommerce Inc	Barclays Bank	(1,597)
6,782	EverCommerce Inc	Goldman Sachs	(2,984)
4,189	EverCommerce Inc	HSBC	(6,954)
(2,354)	Evercore Inc ' A'	Barclays Bank	1,224
3,459	Evercore Inc ' A'	Goldman Sachs	(16,880)
(1,195)	Evercore Inc ' A'	Goldman Sachs	5,832
1,904	Evercore Inc ' A'	HSBC	9,901
(3,919)	Evercore Inc ' A'	HSBC	(20,379)
1,371	Evercore Inc ' A'	Morgan Stanley	(713)
(1,653)	Evercore Inc ' A'	Morgan Stanley	860
4,850	Everest Re Group Ltd	Barclays Bank	10,767
(1,044)	Everest Re Group Ltd	Barclays Bank	(2,318)
(1,205)	Everest Re Group Ltd	Goldman Sachs	(15,978)
(597)	Everest Re Group Ltd	HSBC	(5,553)
(418)	Everest Re Group Ltd	Morgan Stanley	(928)
7,360	Evergy Inc	Bank of America Merrill Lynch	(5,202)
14,678	Evergy Inc	Barclays Bank	(17,907)
75,936	Evergy Inc	Goldman Sachs	(119,047)
74,532	Evergy Inc	HSBC	(80,971)
7,251	Evergy Inc	Morgan Stanley	(1,600)
11,788	Everi Holdings Inc	Barclays Bank	(4,244)
36,659	Everi Holdings Inc	Goldman Sachs	(34,093)
12,711	Everi Holdings Inc	HSBC	(6,991)
635	Everi Holdings Inc	Morgan Stanley	(229)
4,057	EverQuote Inc ' A'	Bank of America Merrill Lynch	(487)
12,616	EverQuote Inc ' A'	Barclays Bank	(3,911)
10,136	EverQuote Inc ' A'	Goldman Sachs	(1,216)
2,144	EverQuote Inc ' A'	Morgan Stanley	(665)
357	Eversource Energy	Bank of America Merrill Lynch	935
55,371	Eversource Energy	Barclays Bank	14,396
14,172	Eversource Energy	Goldman Sachs	37,131
16,019	Eversource Energy	HSBC	85,221
6,035	Eversource Energy	Morgan Stanley	1,569
(3,118)	Everspin Technologies Inc	Barclays Bank	(94)
(7,448)	Everspin Technologies Inc	Goldman Sachs	149
(4,827)	EVERTEC Inc	Bank of America Merrill Lynch	9,944
(26,865)	EVERTEC Inc	Barclays Bank	5,104
(35,733)	EVERTEC Inc	Goldman Sachs	73,610
(19,823)	EVERTEC Inc	HSBC	16,091
(588)	EVERTEC Inc	Morgan Stanley	(17)
(2,995)	EVI Industries Inc	Barclays Bank	(6,230)
11,198	Evolent Health Inc ' A'	Barclays Bank	1,904

保有高	銘柄	取引相手	未実現純評価益 ／(損) (米ドル)
	米国 (続き)		
11,855	Evolent Health Inc ' A'	Goldman Sachs	26,081
13,217	Evolent Health Inc ' A'	HSBC	75,073
(8,726)	Evolus Inc	Bank of America Merrill Lynch	4,188
(3,068)	Evolus Inc	Barclays Bank	2,148
(3,984)	Evolus Inc	Goldman Sachs	1,912
(14,706)	Evolution Petroleum Corp	Goldman Sachs	7,206
(3,617)	Evolv Technologies Holdings Inc	Goldman Sachs	1,121
(109,635)	Evolv Technologies Holdings Inc	HSBC	(67,974)
(23,816)	Evolv Technologies Holdings Inc	Morgan Stanley	11,432
(29,647)	Evoqua Water Technologies Corp	Barclays Bank	48,325
2,035	Evoqua Water Technologies Corp	Barclays Bank	(3,317)
(10,239)	Evoqua Water Technologies Corp	Goldman Sachs	25,495
3,680	Evoqua Water Technologies Corp	Goldman Sachs	(9,163)
2,658	Evoqua Water Technologies Corp	HSBC	9,569
3,960	Evoqua Water Technologies Corp	Morgan Stanley	(6,455)
28,823	EW Scripps Co ' A'	Barclays Bank	(2,594)
4,455	EW Scripps Co ' A'	Goldman Sachs	(2,406)
29,575	Exact Sciences Corp	Goldman Sachs	(79,376)
10,188	Exact Sciences Corp	HSBC	6,418
6,365	Exagen Inc	Bank of America Merrill Lynch	(1,018)
5,145	Exagen Inc	Barclays Bank	1,389
8,829	Exagen Inc	Goldman Sachs	(1,413)
4,780	Exagen Inc	HSBC	2,247
8,982	Exelixis Inc	Bank of America Merrill Lynch	(1,617)
42,055	Exelixis Inc	Barclays Bank	(21,028)
19,128	Exelixis Inc	Goldman Sachs	(3,443)
65,076	Exelixis Inc	HSBC	3,904
8,763	Exelixis Inc	Morgan Stanley	(4,382)
(2,768)	Exelon Corp	Bank of America Merrill Lynch	(5,466)
4,669	Exelon Corp	Bank of America Merrill Lynch	11,156
14,884	Exelon Corp	Barclays Bank	12,056
(2,772)	Exelon Corp	Goldman Sachs	(5,599)
5,361	Exelon Corp	Goldman Sachs	4,507
(17,265)	Exelon Corp	HSBC	(44,026)
663	Exelon Corp	HSBC	1,060
(14,807)	Exelon Corp	Morgan Stanley	(11,994)
228	ExlService Holdings Inc	Bank of America Merrill Lynch	(335)
4,677	ExlService Holdings Inc	Barclays Bank	(21,093)
1,180	ExlService Holdings Inc	Goldman Sachs	(602)
1,323	ExlService Holdings Inc	HSBC	(3,697)
5,331	ExlService Holdings Inc	Morgan Stanley	(24,157)
(1,994)	eXp World Holdings Inc	Barclays Bank	(738)
(2,639)	eXp World Holdings Inc	Goldman Sachs	3,483
10,707	eXp World Holdings Inc	Goldman Sachs	(14,133)
(61)	eXp World Holdings Inc	HSBC	(21)

保有高	銘柄	取引相手	未実現純評価益 ／(損) (米ドル)
米国 (続き)			
10,527	eXp World Holdings Inc	Morgan Stanley	3,895
(5,927)	Expedia Group Inc	Bank of America Merrill Lynch	(15,707)
2,145	Expedia Group Inc	Bank of America Merrill Lynch	5,684
(2,479)	Expedia Group Inc	Goldman Sachs	(6,569)
3,352	Expedia Group Inc	Goldman Sachs	11,426
(2,340)	Expedia Group Inc	Morgan Stanley	(5,405)
416	Expedia Group Inc	Morgan Stanley	961
(1,590)	Expeditors International of Washington Inc	Bank of America Merrill Lynch	(466)
15,635	Expeditors International of Washington Inc	Barclays Bank	(26,580)
(7,640)	Expeditors International of Washington Inc	Barclays Bank	12,988
(3,488)	Expeditors International of Washington Inc	HSBC	8,587
755	Expeditors International of Washington Inc	Morgan Stanley	(1,284)
(852)	Expeditors International of Washington Inc	Morgan Stanley	(554)
(2,660)	Exponent Inc	Barclays Bank	1,117
(2,029)	Exponent Inc	Goldman Sachs	1,907
(677)	Exponent Inc	HSBC	974
(13,914)	Express Inc	Bank of America Merrill Lynch	(278)
(68,444)	Express Inc	Goldman Sachs	(1,369)
(28,132)	Express Inc	HSBC	(6,189)
(8,992)	Expro Group Holdings NV	Barclays Bank	3,956
(6,543)	Expro Group Holdings NV	Goldman Sachs	10,927
(6,702)	Expro Group Holdings NV	HSBC	4,026
1,850	Extra Space Storage Inc (REIT)	Barclays Bank	(5,458)
(765)	Extra Space Storage Inc (REIT)	Barclays Bank	(384)
(3,102)	Extra Space Storage Inc (REIT)	Goldman Sachs	2,794
14,365	Extreme Networks Inc	Bank of America Merrill Lynch	22,065
9,993	Extreme Networks Inc	Barclays Bank	1,899
3,369	Extreme Networks Inc	HSBC	5,486
13,604	Extreme Networks Inc	Morgan Stanley	2,585
13,353	Exxon Mobil Corp	Barclays Bank	(44,198)
23,532	Exxon Mobil Corp	Goldman Sachs	(76,714)
9,507	Exxon Mobil Corp	HSBC	(29,757)
3,980	Exxon Mobil Corp	Morgan Stanley	(13,174)
(9,963)	EyePoint Pharmaceuticals Inc	Barclays Bank	4,384
(1,386)	EyePoint Pharmaceuticals Inc	HSBC	3,326
(1,231)	EyePoint Pharmaceuticals Inc	Morgan Stanley	542
14,952	EZCORP Inc 'A'	Bank of America Merrill Lynch	3,588
70,620	EZCORP Inc 'A'	Barclays Bank	—
48,276	EZCORP Inc 'A'	Goldman Sachs	11,586
15,882	EZCORP Inc 'A'	HSBC	10,323
7,742	EZCORP Inc 'A'	Morgan Stanley	—
(78,014)	F45 Training Holdings Inc	Goldman Sachs	56,950
(2,509)	F5 Inc	Barclays Bank	19,721
(5,770)	F5 Inc	Goldman Sachs	14,309
(4,586)	F5 Inc	HSBC	(57,554)

保有高	銘柄	取引相手	未実現純評価益 ／(損) (米ドル)
米国 (続き)			
(864)	F5 Inc	Morgan Stanley	6,791
(8,677)	Fabrinet	Barclays Bank	25,424
(363)	Fabrinet	HSBC	(1,634)
6,753	FactSet Research Systems Inc	Barclays Bank	(13,708)
1,454	FactSet Research Systems Inc	Goldman Sachs	24,587
1,318	FactSet Research Systems Inc	HSBC	35,678
747	FactSet Research Systems Inc	Morgan Stanley	(1,516)
(517)	Fair Isaac Corp	Bank of America Merrill Lynch	13,587
(384)	Fair Isaac Corp	Barclays Bank	(4,727)
(772)	Fair Isaac Corp	Goldman Sachs	20,288
(209)	Fair Isaac Corp	Morgan Stanley	(2,573)
(65,927)	Faraday Future Intelligent Electric Inc	Morgan Stanley	(897)
(2,282)	Farmer Bros Co	Goldman Sachs	(1,118)
(11,384)	Farmer Bros Co	Morgan Stanley	(4,212)
(14,446)	Farmers & Merchants Bancorp Inc	Bank of America Merrill Lynch	19,358
(7,993)	Farmers & Merchants Bancorp Inc	Barclays Bank	17,425
4,303	Farmers National Banc Corp	Bank of America Merrill Lynch	(473)
37,849	Farmers National Banc Corp	Barclays Bank	(7,948)
73,841	Farmers National Banc Corp	Goldman Sachs	(8,123)
12,531	Farmers National Banc Corp	HSBC	8,897
(9,673)	Farmland Partners Inc (REIT)	Bank of America Merrill Lynch	5,901
(12,483)	Farmland Partners Inc (REIT)	Barclays Bank	7,240
(41,245)	Farmland Partners Inc (REIT)	Goldman Sachs	25,159
(1,813)	Farmland Partners Inc (REIT)	HSBC	1,886
(6,594)	Farmland Partners Inc (REIT)	Morgan Stanley	3,825
(2,594)	FARO Technologies Inc	Barclays Bank	8,482
(14,801)	FARO Technologies Inc	Goldman Sachs	81,850
(8,300)	FARO Technologies Inc	HSBC	7,636
(71,873)	Fastenal Co	Barclays Bank	174,651
(36,366)	Fastenal Co	Goldman Sachs	60,732
(77,922)	Fastenal Co	HSBC	(14,026)
4,275	Fastly Inc ' A'	Bank of America Merrill Lynch	(7,695)
18,001	Fastly Inc ' A'	Barclays Bank	9,721
6,924	Fastly Inc ' A'	HSBC	3,658
14,920	Fastly Inc ' A'	Morgan Stanley	7,498
2,118	Fate Therapeutics Inc	Bank of America Merrill Lynch	(144)
6,885	Fate Therapeutics Inc	Barclays Bank	2,754
16,285	Fate Therapeutics Inc	Goldman Sachs	(35,810)
36,477	Fate Therapeutics Inc	HSBC	12,402
72	Fathom Holdings Inc	Barclays Bank	(21)
59	Fathom Holdings Inc	Goldman Sachs	(12)
34,246	FB Financial Corp	Barclays Bank	(44,177)
32,864	FB Financial Corp	Goldman Sachs	(58,169)
364	Federal Agricultural Mortgage Corp ' C'	Bank of America Merrill Lynch	240
23,846	Federal Agricultural Mortgage Corp ' C'	Barclays Bank	(37,915)

保有高	銘柄	取引相手	未実現純評価益 ／(損) (米ドル)
米国 (続き)			
4,197	Federal Agricultural Mortgage Corp ' C'	Goldman Sachs	2,770
1,223	Federal Agricultural Mortgage Corp ' C'	HSBC	8,047
(6,843)	Federal Realty Investment Trust (REIT)	Bank of America Merrill Lynch	(8,964)
(13,175)	Federal Realty Investment Trust (REIT)	Barclays Bank	13,307
(6,251)	Federal Realty Investment Trust (REIT)	Goldman Sachs	(8,189)
(2,116)	Federal Realty Investment Trust (REIT)	HSBC	1,653
(14,812)	Federal Realty Investment Trust (REIT)	Morgan Stanley	14,960
(10,509)	Federal Signal Corp	Barclays Bank	20,913
(18,690)	Federal Signal Corp	Goldman Sachs	50,276
(2,714)	Federated Hermes Inc	Barclays Bank	1,330
(1,891)	Federated Hermes Inc	Goldman Sachs	(2,326)
(8,920)	Federated Hermes Inc	HSBC	(10,080)
(2,416)	Federated Hermes Inc	Morgan Stanley	1,184
(4,937)	FedEx Corp	Barclays Bank	(10,861)
(4,077)	FedEx Corp	Goldman Sachs	(6,718)
(2,368)	FedEx Corp	HSBC	(43,405)
(519)	FedEx Corp	Morgan Stanley	(1,142)
8,678	Fennec Pharmaceuticals Inc	Goldman Sachs	15,056
36,056	Fennec Pharmaceuticals Inc	Morgan Stanley	5,932
20,249	FibroGen Inc	Goldman Sachs	(7,087)
491	Fidelity D&D Bancorp Inc	Barclays Bank	(466)
220	Fidelity D&D Bancorp Inc	Goldman Sachs	330
264	Fidelity D&D Bancorp Inc	HSBC	114
140	Fidelity D&D Bancorp Inc	Morgan Stanley	(133)
(5,347)	Fidelity National Financial Inc	Barclays Bank	8,823
(14,809)	Fidelity National Financial Inc	Goldman Sachs	28,007
13,500	Fidelity National Financial Inc	HSBC	(17,685)
(11,905)	Fidelity National Financial Inc	Morgan Stanley	19,643
5,389	Fidelity National Information Services Inc	Bank of America Merrill Lynch	25,113
10,962	Fidelity National Information Services Inc	Barclays Bank	36,613
15,600	Fidelity National Information Services Inc	Goldman Sachs	75,909
11,155	Fidelity National Information Services Inc	HSBC	68,704
20,971	Fidelity National Information Services Inc	Morgan Stanley	70,043
10,770	Fiesta Restaurant Group Inc	Barclays Bank	(3,016)
2,988	Fiesta Restaurant Group Inc	Goldman Sachs	(1,165)
7,108	Fiesta Restaurant Group Inc	HSBC	(2,630)
16,274	Fiesta Restaurant Group Inc	Morgan Stanley	(4,557)
(1,018)	Fifth Third Bancorp	Bank of America Merrill Lynch	1,471
(1,494)	Fifth Third Bancorp	Barclays Bank	1,980
23,478	Fifth Third Bancorp	Barclays Bank	(31,108)
(42,613)	Fifth Third Bancorp	Goldman Sachs	61,576
42,975	Fifth Third Bancorp	Goldman Sachs	(29,854)
(752)	Fifth Third Bancorp	HSBC	79
(6,605)	Fifth Third Bancorp	Morgan Stanley	8,752
9,527	Fifth Third Bancorp	Morgan Stanley	(11,464)

保有高	銘柄	取引相手	未実現純評価益 ／(損) (米ドル)
米国 (続き)			
(18,281)	Figs Inc ' A'	HSBC	(19,561)
(2,267)	Figs Inc ' A'	Morgan Stanley	(2,154)
14,400	Financial Institutions Inc	Bank of America Merrill Lynch	7,632
21,637	Financial Institutions Inc	Barclays Bank	4,327
15,387	Financial Institutions Inc	Goldman Sachs	8,155
2,006	Financial Institutions Inc	HSBC	1,585
2,335	Financial Institutions Inc	Morgan Stanley	467
2,170	Finwise Bancorp	Goldman Sachs	(651)
2,495	Finwise Bancorp	HSBC	(923)
12,589	First Advantage Corp	Goldman Sachs	(2,518)
11,310	First Advantage Corp	HSBC	3,506
17,389	First Advantage Corp	Morgan Stanley	174
9,755	First American Financial Corp	Barclays Bank	(11,804)
(19,985)	First BanCorp	Bank of America Merrill Lynch	10,392
(9,263)	First BanCorp	Bank of America Merrill Lynch	(10,467)
(26,205)	First BanCorp	Barclays Bank	11,792
(11,793)	First BanCorp	Barclays Bank	12,619
(10,159)	First BanCorp	Goldman Sachs	4,442
(5,532)	First BanCorp	Goldman Sachs	(4,120)
(23,189)	First BanCorp	HSBC	7,652
(10,912)	First BanCorp	HSBC	(9,175)
(9,499)	First BanCorp	Morgan Stanley	4,275
(2,627)	First BanCorp	Morgan Stanley	2,811
9,170	First Bancorp Inc	Barclays Bank	(3,943)
6,410	First Bancorp Inc	Goldman Sachs	(3,397)
834	First Bancorp Inc	HSBC	(642)
9,026	First Bancorp Inc	Morgan Stanley	(3,881)
18,426	First Bancshares Inc	Bank of America Merrill Lynch	(20,084)
27,609	First Bancshares Inc	Barclays Bank	(24,572)
22,968	First Bancshares Inc	Goldman Sachs	(25,035)
36,059	First Bancshares Inc	HSBC	43,631
1,695	First Bancshares Inc	Morgan Stanley	(1,509)
34,875	First Bank	Bank of America Merrill Lynch	(11,858)
23,277	First Bank	Barclays Bank	(11,406)
11,856	First Bank	Goldman Sachs	(4,031)
(8,821)	First Busey Corp	Bank of America Merrill Lynch	14,055
(5,507)	First Busey Corp	Barclays Bank	7,434
(15,226)	First Busey Corp	Goldman Sachs	24,821
(1,367)	First Busey Corp	HSBC	2,707
(3,266)	First Busey Corp	Morgan Stanley	4,409
12,936	First Business Financial Services Inc	Bank of America Merrill Lynch	(12,419)
18,013	First Business Financial Services Inc	Barclays Bank	(28,821)
22,046	First Business Financial Services Inc	Goldman Sachs	(21,164)
14,181	First Business Financial Services Inc	HSBC	(16,308)
3,420	First Business Financial Services Inc	Morgan Stanley	(5,472)

保有高	銘柄	取引相手	未実現純評価益 ／(損) (米ドル)
米国 (続き)			
744	First Capital Inc	Bank of America Merrill Lynch	(7)
218	First Capital Inc	Barclays Bank	94
186	First Capital Inc	Morgan Stanley	80
288	First Citizens BancShares Inc ' A'	Bank of America Merrill Lynch	(2,259)
367	First Citizens BancShares Inc ' A'	Barclays Bank	(8,547)
160	First Citizens BancShares Inc ' A'	Goldman Sachs	(5,760)
583	First Citizens BancShares Inc ' A'	HSBC	(7,836)
1,279	First Citizens BancShares Inc ' A'	Morgan Stanley	(29,788)
11,100	First Community Bankshares Inc	Barclays Bank	(14,486)
11,024	First Community Bankshares Inc	Goldman Sachs	(27,395)
37,097	First Community Bankshares Inc	HSBC	(17,250)
4,505	First Community Corp	Barclays Bank	(135)
15,392	First Community Corp	Morgan Stanley	(462)
(1,339)	First Financial Bancorp	Barclays Bank	763
(55,183)	First Financial Bancorp	Goldman Sachs	12,140
(2,843)	First Financial Bankshares Inc	Bank of America Merrill Lynch	8,103
(4,319)	First Financial Bankshares Inc	Barclays Bank	5,442
(28,567)	First Financial Bankshares Inc	Goldman Sachs	65,592
(12,644)	First Financial Bankshares Inc	HSBC	11,047
(7,009)	First Financial Bankshares Inc	Morgan Stanley	8,831
22,651	First Financial Corp	Bank of America Merrill Lynch	(20,612)
8,754	First Financial Corp	Barclays Bank	(11,643)
2,141	First Financial Corp	Goldman Sachs	(1,948)
4,605	First Financial Corp	HSBC	(3,131)
11,768	First Financial Northwest Inc	Bank of America Merrill Lynch	588
33,075	First Financial Northwest Inc	Goldman Sachs	1,654
53,009	First Foundation Inc	Barclays Bank	(25,444)
(2,362)	First Guaranty Bancshares Inc	Bank of America Merrill Lynch	(307)
(2,425)	First Guaranty Bancshares Inc	Morgan Stanley	146
(4,942)	First Hawaiian Inc	Bank of America Merrill Lynch	1,878
(81,929)	First Hawaiian Inc	Barclays Bank	73,736
(73,879)	First Hawaiian Inc	Goldman Sachs	28,074
(19,195)	First Hawaiian Inc	HSBC	1,727
(20,891)	First Hawaiian Inc	Morgan Stanley	18,802
55,290	First Industrial Realty Trust Inc (REIT)	Barclays Bank	(40,540)
82,905	First Industrial Realty Trust Inc (REIT)	Goldman Sachs	35,649
4,037	First Industrial Realty Trust Inc (REIT)	Morgan Stanley	(3,028)
(3,981)	First Internet Bancorp	Barclays Bank	7,206
(2,462)	First Internet Bancorp	Goldman Sachs	739
(12,090)	First Internet Bancorp	HSBC	(363)
4,798	First Interstate BancSystem Inc ' A'	Bank of America Merrill Lynch	(7,101)
(4,253)	First Interstate BancSystem Inc ' A'	Bank of America Merrill Lynch	6,687
(11,498)	First Interstate BancSystem Inc ' A'	Barclays Bank	23,111
(19,707)	First Interstate BancSystem Inc ' A'	HSBC	50,137
1,505	First Interstate BancSystem Inc ' A'	HSBC	(4,319)

保有高	銘柄	取引相手	未実現純評価益 ／(損) (米ドル)
米国 (続き)			
2,111	First Interstate BancSystem Inc ' A'	Morgan Stanley	(4,243)
(17,084)	First Merchants Corp	Bank of America Merrill Lynch	9,907
(45,061)	First Merchants Corp	Barclays Bank	85,318
(13,094)	First Merchants Corp	Goldman Sachs	7,595
(31,316)	First Merchants Corp	HSBC	41,650
(12,179)	First Merchants Corp	Morgan Stanley	23,384
(27,612)	First Mid Bancshares Inc	Bank of America Merrill Lynch	12,978
(29,242)	First Mid Bancshares Inc	Goldman Sachs	13,744
(2,689)	First Mid Bancshares Inc	HSBC	4,679
(13,824)	First Mid Bancshares Inc	Morgan Stanley	11,889
53,888	First Northwest Bancorp	Bank of America Merrill Lynch	(42,302)
4,939	First Northwest Bancorp	Barclays Bank	(1,902)
9,608	First Northwest Bancorp	Goldman Sachs	(7,542)
128	First Northwest Bancorp	Morgan Stanley	(49)
9,779	First of Long Island Corp	Bank of America Merrill Lynch	9,975
12,553	First of Long Island Corp	Barclays Bank	4,268
31,183	First of Long Island Corp	Goldman Sachs	31,807
17,344	First of Long Island Corp	HSBC	21,853
17,845	First of Long Island Corp	Morgan Stanley	6,067
445	First Republic Bank	Bank of America Merrill Lynch	(4,214)
6,791	First Republic Bank	Barclays Bank	(2,988)
1,629	First Republic Bank	Goldman Sachs	(15,427)
795	First Republic Bank	HSBC	704
600	First Republic Bank	Morgan Stanley	(264)
17,289	First Savings Financial Group Inc	Bank of America Merrill Lynch	(1,383)
1,916	First Savings Financial Group Inc	Barclays Bank	96
6,417	First Savings Financial Group Inc	Goldman Sachs	(513)
776	First Savings Financial Group Inc	HSBC	16
(178)	First Solar Inc	Bank of America Merrill Lynch	(221)
(1,163)	First Solar Inc	Barclays Bank	791
(1,788)	First Solar Inc	Goldman Sachs	(13,142)
(850)	First Solar Inc	HSBC	(10,124)
(205)	First Solar Inc	Morgan Stanley	139
3,579	First United Corp	Barclays Bank	3,078
20,001	First United Corp	Goldman Sachs	39,202
14,045	First United Corp	Morgan Stanley	12,079
7,394	First Watch Restaurant Group Inc	Bank of America Merrill Lynch	2,070
10,666	First Watch Restaurant Group Inc	Barclays Bank	8,853
1,623	First Watch Restaurant Group Inc	Goldman Sachs	454
2,372	First Western Financial Inc	Barclays Bank	427
4,850	First Western Financial Inc	Goldman Sachs	1,892
10,254	First Western Financial Inc	HSBC	15,689
(3,674)	FirstCash Holdings Inc	Goldman Sachs	220
(14,028)	FirstEnergy Corp	Bank of America Merrill Lynch	(26,092)
(805)	FirstEnergy Corp	Barclays Bank	(829)

保有高	銘柄	取引相手	未実現純評価益 ／(損) (米ドル)
米国 (続き)			
(9,797)	FirstEnergy Corp	Goldman Sachs	(18,222)
(56,623)	FirstEnergy Corp	HSBC	(133,064)
(35,369)	FirstEnergy Corp	Morgan Stanley	(36,430)
(28,682)	Fiserv Inc	Barclays Bank	(9,752)
(29,475)	Fiserv Inc	Goldman Sachs	(28,886)
(6,572)	Fiserv Inc	HSBC	(18,730)
(4,356)	Fiserv Inc	Morgan Stanley	(1,481)
(565)	Five Below Inc	Barclays Bank	1,333
(3,306)	Five Below Inc	Goldman Sachs	3,207
(3,329)	Five Below Inc	HSBC	(24,834)
(1,940)	Five Below Inc	Morgan Stanley	4,578
(5,499)	Five Star Bancorp	Bank of America Merrill Lynch	14,462
(5,776)	Five Star Bancorp	Barclays Bank	12,880
(4,620)	Five Star Bancorp	Goldman Sachs	12,151
(6,296)	Five Star Bancorp	HSBC	12,340
7,267	Five9 Inc	Bank of America Merrill Lynch	(18,240)
2,683	Five9 Inc	HSBC	19,398
(3,578)	Flagstar Bancorp Inc	Bank of America Merrill Lynch	5,998
(3,429)	Flagstar Bancorp Inc	Barclays Bank	5,109
(2,216)	Flagstar Bancorp Inc	Goldman Sachs	5,734
(1,613)	FleetCor Technologies Inc	Barclays Bank	3,742
(1,472)	FleetCor Technologies Inc	Goldman Sachs	(129)
5,020	FleetCor Technologies Inc	HSBC	33,584
608	FleetCor Technologies Inc	Morgan Stanley	(1,411)
18,473	Flex Ltd	Bank of America Merrill Lynch	11,269
167,367	Flex Ltd	Barclays Bank	(11,715)
75,239	Flex Ltd	Goldman Sachs	45,896
50,445	Flex Ltd	HSBC	56,953
114,382	Flex Ltd	Morgan Stanley	(6,906)
(6,217)	Flexsteel Industries Inc	Bank of America Merrill Lynch	(4,259)
(11,802)	Flexsteel Industries Inc	Barclays Bank	295
(1,067)	Flexsteel Industries Inc	Goldman Sachs	(731)
(1,163)	Flexsteel Industries Inc	HSBC	(692)
(4,464)	Flexsteel Industries Inc	Morgan Stanley	112
564	Floor & Decor Holdings Inc ' A'	Bank of America Merrill Lynch	(4,924)
(12,790)	Floor & Decor Holdings Inc ' A'	Barclays Bank	57,427
(7,520)	Floor & Decor Holdings Inc ' A'	Goldman Sachs	65,650
557	Floor & Decor Holdings Inc ' A'	Goldman Sachs	(4,863)
2,721	Floor & Decor Holdings Inc ' A'	HSBC	(1,527)
620	Floor & Decor Holdings Inc ' A'	Morgan Stanley	(2,784)
(76,369)	Flotek Industries Inc	Bank of America Merrill Lynch	(4,582)
(11,910)	Flotek Industries Inc	Goldman Sachs	(715)
(38,629)	Flotek Industries Inc	HSBC	9,657
(72,024)	Flotek Industries Inc	Morgan Stanley	(7,202)
(18,618)	Flowers Foods Inc	Bank of America Merrill Lynch	(20,294)

保有高	銘柄	取引相手	未実現純評価益 ／(損) (米ドル)
米国 (続き)			
(49,020)	Flowers Foods Inc	Barclays Bank	6,372
(40,705)	Flowers Foods Inc	Goldman Sachs	(26,470)
(55,354)	Flowers Foods Inc	HSBC	(46,560)
(5,065)	Flowers Foods Inc	Morgan Stanley	658
(3,275)	Flowserve Corp	Bank of America Merrill Lynch	8,188
(58,708)	Flowserve Corp	Goldman Sachs	145,335
(4,650)	Flowserve Corp	HSBC	3,563
(14,657)	Flowserve Corp	Morgan Stanley	12,752
4,320	Fluence Energy Inc	Goldman Sachs	4,190
2,395	Fluence Energy Inc	Morgan Stanley	5,772
11,164	Fluor Corp	Bank of America Merrill Lynch	(8,485)
13,673	Fluor Corp	Barclays Bank	(12,853)
(2,355)	Fluor Corp	Barclays Bank	2,214
(6,376)	Fluor Corp	Goldman Sachs	4,846
4,577	Fluor Corp	Goldman Sachs	(3,479)
2,540	Fluor Corp	HSBC	(2,946)
(8,292)	Fluor Corp	HSBC	9,619
5,063	Fluor Corp	Morgan Stanley	(4,759)
9,943	Flushing Financial Corp	Goldman Sachs	(7,060)
860	Flywire Corp	Bank of America Merrill Lynch	462
8,928	Flywire Corp	Barclays Bank	3,839
5,390	Flywire Corp	HSBC	6,432
1,319	Flywire Corp	Morgan Stanley	567
(5,420)	FMC Corp	Barclays Bank	5,691
10,148	FMC Corp	Goldman Sachs	(16,744)
(4,133)	FMC Corp	Goldman Sachs	1,166
15,922	FMC Corp	HSBC	(1,115)
(852)	FMC Corp	HSBC	(138)
2,116	FMC Corp	Morgan Stanley	(2,222)
(78,604)	FNB Corp	Bank of America Merrill Lynch	13,362
(87,481)	FNB Corp	Barclays Bank	28,869
(110,244)	FNB Corp	Goldman Sachs	18,742
(71,940)	FNB Corp	HSBC	35,250
(68,544)	FNB Corp	Morgan Stanley	22,619
(12,658)	Focus Financial Partners Inc 'A'	Barclays Bank	26,455
(23,125)	Focus Financial Partners Inc 'A'	Goldman Sachs	78,856
(12,054)	Focus Financial Partners Inc 'A'	HSBC	(49,060)
966	Foghorn Therapeutics Inc	Goldman Sachs	(2,483)
10,600	Foghorn Therapeutics Inc	HSBC	(26,818)
3,554	FONAR Corp	Goldman Sachs	5,615
1,595	FONAR Corp	Morgan Stanley	1,994
10,343	Foot Locker Inc	Barclays Bank	32,167
4,690	Foot Locker Inc	Goldman Sachs	25,326
11,072	Foot Locker Inc	HSBC	92,008
7,566	Foot Locker Inc	Morgan Stanley	23,530

保有高	銘柄	取引相手	未実現純評価益 ／(損) (米ドル)
米国 (続き)			
(51,489)	Ford Motor Co	Bank of America Merrill Lynch	35,527
(19,092)	Ford Motor Co	Barclays Bank	8,782
(97,313)	Ford Motor Co	Goldman Sachs	67,146
(12,108)	Ford Motor Co	HSBC	1,332
(22,400)	Forestar Group Inc	Barclays Bank	8,736
(34,735)	Forestar Group Inc	Goldman Sachs	(6,252)
(10,968)	Forestar Group Inc	HSBC	(28,846)
(14,695)	FormFactor Inc	Barclays Bank	11,021
8,394	Forrester Research Inc	Barclays Bank	(13,430)
20,042	Forte Biosciences Inc	Goldman Sachs	(301)
11,159	Forte Biosciences Inc	HSBC	209
(3,624)	Fortinet Inc	Barclays Bank	4,023
(3,013)	Fortinet Inc	Goldman Sachs	15,155
(16,625)	Fortinet Inc	Morgan Stanley	18,454
8,597	Fortitude Gold Corp	Barclays Bank	—
19,402	Fortitude Gold Corp	Morgan Stanley	—
4,001	Fortive Corp	Barclays Bank	(10,363)
(57,171)	Fortive Corp	Goldman Sachs	89,758
630	Fortive Corp	Goldman Sachs	(880)
(7,641)	Fortive Corp	HSBC	(4,355)
2,517	Fortive Corp	HSBC	(4,742)
(13,630)	Fortive Corp	Morgan Stanley	35,302
(83,042)	Fortress Biotech Inc	Barclays Bank	7,482
(2,601)	Fortune Brands Home & Security Inc	Barclays Bank	3,615
36,516	Fortune Brands Home & Security Inc	Goldman Sachs	(138,030)
(9,842)	Fortune Brands Home & Security Inc	Goldman Sachs	7,874
4,367	Fortune Brands Home & Security Inc	HSBC	23,101
(5,285)	Fortune Brands Home & Security Inc	HSBC	11,155
5,873	Forward Air Corp	Bank of America Merrill Lynch	(33,770)
13,584	Forward Air Corp	Barclays Bank	(4,483)
2,322	Forward Air Corp	Goldman Sachs	(13,352)
(32,345)	Fossil Group Inc	Goldman Sachs	4,852
(14,853)	Fossil Group Inc	HSBC	(14,704)
(42)	Fossil Group Inc	Morgan Stanley	5
28,887	Four Corners Property Trust Inc (REIT)	Bank of America Merrill Lynch	(18,777)
24,905	Four Corners Property Trust Inc (REIT)	Goldman Sachs	(16,188)
26,172	Four Corners Property Trust Inc (REIT)	HSBC	(5,758)
100,226	Fox Corp ' A'	Barclays Bank	74,167
98,592	Fox Corp ' A'	Goldman Sachs	87,747
7,313	Fox Corp ' A'	HSBC	16,820
41,211	Fox Corp ' A'	Morgan Stanley	30,496
(263)	Fox Factory Holding Corp	HSBC	(2,546)
5,958	Fox Factory Holding Corp	HSBC	57,673
(1,220)	Fox Factory Holding Corp	Morgan Stanley	3,184
(1,278)	Franchise Group Inc	Bank of America Merrill Lynch	671

保有高	銘柄	取引相手	未実現純評価益 ／(損) (米ドル)
米国 (続き)			
(2,980)	Franchise Group Inc	Barclays Bank	1,937
(1,496)	Franchise Group Inc	Goldman Sachs	1,481
(6,244)	Franchise Group Inc	HSBC	5,080
(2,653)	Franchise Group Inc	Morgan Stanley	1,724
(8,092)	Franklin BSP Realty Trust Inc (REIT)	Barclays Bank	3,156
(9,285)	Franklin BSP Realty Trust Inc (REIT)	Goldman Sachs	650
6,749	Franklin Covey Co	Goldman Sachs	14,105
4,734	Franklin Covey Co	HSBC	19,457
32,341	Franklin Electric Co Inc	Barclays Bank	(105,755)
12,587	Franklin Electric Co Inc	HSBC	(9,314)
(5,691)	Franklin Resources Inc	Bank of America Merrill Lynch	6,602
(76,753)	Franklin Resources Inc	Barclays Bank	55,262
(25,538)	Franklin Resources Inc	Goldman Sachs	29,624
(30,710)	Franklin Resources Inc	HSBC	(68,790)
(6,815)	Franklin Resources Inc	Morgan Stanley	4,907
(70,235)	Franklin Street Properties Corp (REIT)	Bank of America Merrill Lynch	10,886
(42,859)	Franklin Street Properties Corp (REIT)	Barclays Bank	5,786
(42,887)	Franklin Street Properties Corp (REIT)	Goldman Sachs	6,647
(82,517)	Franklin Street Properties Corp (REIT)	HSBC	10,315
(20,271)	Franklin Street Properties Corp (REIT)	Morgan Stanley	2,737
(8,860)	Freeport-McMoRan Inc	Bank of America Merrill Lynch	(4,465)
(28,408)	Freeport-McMoRan Inc	Barclays Bank	(14,772)
(35,350)	Freeport-McMoRan Inc	Goldman Sachs	(10,252)
(4,071)	Freeport-McMoRan Inc	Morgan Stanley	(2,117)
(11,542)	FreightCar America Inc	Bank of America Merrill Lynch	1,385
10,587	Frequency Therapeutics Inc	Barclays Bank	847
26,522	Frequency Therapeutics Inc	Goldman Sachs	(2,652)
16,077	Frequency Therapeutics Inc	Morgan Stanley	1,286
(14,327)	Fresh Del Monte Produce Inc	Barclays Bank	10,172
(838)	Freshpet Inc	Bank of America Merrill Lynch	(1,227)
(1,782)	Freshpet Inc	Goldman Sachs	4,526
(826)	Freshpet Inc	HSBC	(1,091)
(1,058)	Freshpet Inc	Morgan Stanley	(1,100)
(102,578)	Freshworks Inc ' A'	Barclays Bank	(112,601)
(1,367)	Freshworks Inc ' A'	Morgan Stanley	(1,606)
3,507	Frontdoor Inc	Goldman Sachs	(6,067)
18,213	Frontdoor Inc	HSBC	(6,010)
(3,955)	Frontdoor Inc	Morgan Stanley	2,729
(913)	Frontier Communications Parent Inc	Bank of America Merrill Lynch	(50)
(43,263)	Frontier Communications Parent Inc	Barclays Bank	134
(40,501)	Frontier Communications Parent Inc	Goldman Sachs	28,756
(16,012)	Frontier Communications Parent Inc	HSBC	(21,956)
(6,211)	Frontier Communications Parent Inc	Morgan Stanley	62
(21,884)	Frontier Group Holdings Inc	Morgan Stanley	9,410
(4,868)	Frontline Ltd	Morgan Stanley	(2,535)

保有高	銘柄	取引相手	未実現純評価益 ／(損) (米ドル)
米国 (続き)			
2,045	FRP Holdings Inc	Goldman Sachs	614
26,254	FS Bancorp Inc	Bank of America Merrill Lynch	24,416
29,536	FS Bancorp Inc	Barclays Bank	16,836
6,686	FS Bancorp Inc	Goldman Sachs	6,218
19,080	FS Bancorp Inc	HSBC	57,240
22,247	FS Bancorp Inc	Morgan Stanley	12,681
532	F-star Therapeutics Inc*	Goldman Sachs	213
532	F-star Therapeutics Inc*	Goldman Sachs	213
7,956	FTC Solar Inc	Barclays Bank	(597)
11,307	FTC Solar Inc	Goldman Sachs	(4,466)
(2,918)	FTI Consulting Inc	Barclays Bank	7,382
(3,403)	FTI Consulting Inc	Goldman Sachs	(10,783)
(1,389)	FTI Consulting Inc	HSBC	(13,293)
8,844	fuboTV Inc	Bank of America Merrill Lynch	(8,579)
10,390	fuboTV Inc	Goldman Sachs	(2,744)
(49,653)	FuelCell Energy Inc	Goldman Sachs	30,040
(1,038)	Fulgent Genetics Inc	Bank of America Merrill Lynch	1,955
(5,054)	Fulgent Genetics Inc	Barclays Bank	7,278
(3,194)	Fulgent Genetics Inc	Goldman Sachs	7,889
(6,731)	Fulgent Genetics Inc	HSBC	1,010
(935)	Fulgent Genetics Inc	Morgan Stanley	1,346
(8,230)	Full House Resorts Inc	Bank of America Merrill Lynch	375
(9,380)	Full House Resorts Inc	Barclays Bank	978
(34,093)	Full House Resorts Inc	Goldman Sachs	3,499
(10,871)	Full House Resorts Inc	HSBC	(7,185)
(2,622)	Full House Resorts Inc	Morgan Stanley	760
10,203	Fulton Financial Corp	Barclays Bank	(4,999)
28,655	Fulton Financial Corp	Goldman Sachs	(13,468)
113,791	Fulton Financial Corp	HSBC	(27,310)
(19,606)	Funko Inc ' A'	Barclays Bank	(7,842)
(24,506)	Funko Inc ' A'	Goldman Sachs	(1,715)
(10,529)	Funko Inc ' A'	HSBC	9,581
(6,061)	Funko Inc ' A'	Morgan Stanley	(2,424)
(11,609)	FutureFuel Corp	Bank of America Merrill Lynch	(3,831)
(32,625)	FutureFuel Corp	Barclays Bank	(2,610)
(28,056)	FutureFuel Corp	Goldman Sachs	(9,258)
(9,127)	FVCBankcorp Inc	Bank of America Merrill Lynch	2,738
(16,121)	FVCBankcorp Inc	Barclays Bank	484
(1,603)	FVCBankcorp Inc	Goldman Sachs	481
(27,591)	FVCBankcorp Inc	HSBC	12,140
15,841	G1 Therapeutics Inc	Barclays Bank	(11,247)
2,692	Gaia Inc	Bank of America Merrill Lynch	(861)
18,639	Gaia Inc	Goldman Sachs	(5,964)
712	Gaia Inc	HSBC	(263)
1,444	Gaia Inc	Morgan Stanley	(130)

保有高	銘柄	取引相手	未実現純評価益 ／(損) (米ドル)
米国 (続き)			
11,222	Galera Therapeutics Inc	Goldman Sachs	(1,122)
11,893	Galera Therapeutics Inc	HSBC	(595)
711	Galera Therapeutics Inc	Morgan Stanley	21
(2,537)	GameStop Corp ' A'	Bank of America Merrill Lynch	5,099
(20,747)	GameStop Corp ' A'	Barclays Bank	13,278
(2,528)	GameStop Corp ' A'	HSBC	(1,112)
(38,017)	Gaming and Leisure Properties Inc (REIT)	Barclays Bank	(9,884)
(46,242)	Gaming and Leisure Properties Inc (REIT)	Goldman Sachs	(97,108)
(20,649)	Gaming and Leisure Properties Inc (REIT)	Morgan Stanley	(5,369)
(6,059)	GAN Ltd	Barclays Bank	515
(22,888)	GAN Ltd	Goldman Sachs	7,210
(8,066)	Gannett Co Inc	Bank of America Merrill Lynch	(40)
(55,489)	Gannett Co Inc	Goldman Sachs	(277)
(56,407)	Gannett Co Inc	HSBC	(17,768)
59,152	Gap Inc	Barclays Bank	(19,520)
13,551	Gap Inc	Goldman Sachs	20,326
12,257	Gap Inc	Morgan Stanley	(4,045)
9,286	Garmin Ltd	Bank of America Merrill Lynch	(26,948)
4,526	Garmin Ltd	Barclays Bank	(3,878)
31,204	Garmin Ltd	Goldman Sachs	(73,290)
8,935	Garmin Ltd	HSBC	15,756
15,653	Garmin Ltd	Morgan Stanley	(12,139)
2,015	Gartner Inc	Barclays Bank	(4,211)
976	Gartner Inc	Goldman Sachs	2,176
4,676	Gartner Inc	HSBC	57,397
(49,670)	Gates Industrial Corp Plc	Barclays Bank	24,338
(48,765)	Gates Industrial Corp Plc	Goldman Sachs	33,160
(13,118)	Gates Industrial Corp Plc	HSBC	(394)
(22,498)	Gatos Silver Inc	Barclays Bank	(1,800)
(26,880)	Gatos Silver Inc	HSBC	2,419
14,836	GATX Corp	Barclays Bank	(28,782)
2,532	GATX Corp	Goldman Sachs	2,912
3,803	GATX Corp	HSBC	20,877
4,288	GATX Corp	Morgan Stanley	(8,318)
60,936	GCM Grosvenor Inc ' A'	Barclays Bank	(9,750)
39,501	GCM Grosvenor Inc ' A'	Goldman Sachs	(6,715)
42,901	GCM Grosvenor Inc ' A'	HSBC	27,457
5,700	GCM Grosvenor Inc ' A'	Morgan Stanley	(912)
(2,557)	Gen Digital Inc	Bank of America Merrill Lynch	639
(21,252)	Gen Digital Inc	Barclays Bank	23,802
3,228	Gen Digital Inc	Barclays Bank	(3,615)
(19,341)	Gen Digital Inc	Goldman Sachs	4,835
(10,270)	Gen Digital Inc	HSBC	(3,800)
1,004	Gen Digital Inc	HSBC	(599)
(6,124)	Gen Digital Inc	Morgan Stanley	6,859

保有高	銘柄	取引相手	未実現純評価益 ／(損) (米ドル)
米国 (続き)			
1,384	Gen Digital Inc	Morgan Stanley	(1,550)
(60,317)	Genasys Inc	Bank of America Merrill Lynch	(603)
(16,015)	Genasys Inc	Barclays Bank	801
(6,728)	Genasys Inc	Goldman Sachs	(67)
(18,950)	Genasys Inc	HSBC	(2,274)
(5,637)	Genasys Inc	Morgan Stanley	282
2,251	Genco Shipping & Trading Ltd	Bank of America Merrill Lynch	(3,714)
12,074	Genco Shipping & Trading Ltd	Goldman Sachs	(19,922)
8,714	Gencor Industries Inc	Bank of America Merrill Lynch	5,621
9,969	Gencor Industries Inc	Barclays Bank	4,436
17,171	Gencor Industries Inc	Goldman Sachs	11,075
4,685	Gencor Industries Inc	HSBC	7,847
11,711	Gencor Industries Inc	Morgan Stanley	5,211
(2,306)	Generac Holdings Inc	Bank of America Merrill Lynch	10,008
632	Generac Holdings Inc	HSBC	(853)
(216)	Generac Holdings Inc	HSBC	(18)
(579)	Generac Holdings Inc	Morgan Stanley	2,577
661	Generac Holdings Inc	Morgan Stanley	(2,941)
(1,718)	General Electric Co	Bank of America Merrill Lynch	3,883
(34,141)	General Electric Co	Barclays Bank	82,621
(16,479)	General Electric Co	Goldman Sachs	37,242
(1,386)	General Electric Co	HSBC	(1,220)
(6,086)	General Electric Co	Morgan Stanley	14,728
12,476	General Mills Inc	Bank of America Merrill Lynch	68,743
10,585	General Mills Inc	Barclays Bank	8,256
6,385	General Mills Inc	Goldman Sachs	35,181
(3,023)	General Mills Inc	Goldman Sachs	(16,657)
10,917	General Mills Inc	HSBC	37,009
16,792	General Mills Inc	Morgan Stanley	13,098
(17,938)	General Motors Co	Barclays Bank	7,176
(29,679)	General Motors Co	HSBC	(15,433)
(7,162)	General Motors Co	Morgan Stanley	2,865
(2,853)	Generation Bio Co	Bank of America Merrill Lynch	3,167
(4,612)	Generation Bio Co	Barclays Bank	2,029
(6,518)	Generation Bio Co	Goldman Sachs	7,235
(2,860)	Generation Bio Co	HSBC	3,089
(4,868)	Genesco Inc	Goldman Sachs	(8,519)
(30,959)	Genie Energy Ltd ' B'	Bank of America Merrill Lynch	(26,315)
(5,009)	Genie Energy Ltd ' B'	Barclays Bank	(100)
(18,827)	Genie Energy Ltd ' B'	Goldman Sachs	(16,003)
(2,313)	Genie Energy Ltd ' B'	HSBC	(601)
(6,357)	Genie Energy Ltd ' B'	Morgan Stanley	(127)
(5,669)	Genpact Ltd	Barclays Bank	(3,401)
9,962	Genpact Ltd	Goldman Sachs	1,494
(5,853)	Genpact Ltd	Goldman Sachs	(878)

保有高	銘柄	取引相手	未実現純評価益 ／(損) (米ドル)
	米国 (続き)		
665	Genpact Ltd	Morgan Stanley	399
(20,631)	Gentex Corp	Bank of America Merrill Lynch	14,235
(32,586)	Gentex Corp	Barclays Bank	18,249
(34,892)	Gentex Corp	Goldman Sachs	24,075
(63,062)	Gentex Corp	HSBC	(92,702)
(14,534)	Gentex Corp	Morgan Stanley	8,139
(4,191)	Gentherm Inc	Barclays Bank	13,746
(2,034)	Gentherm Inc	Goldman Sachs	9,194
4,322	Genuine Parts Co	Bank of America Merrill Lynch	(7,485)
9,124	Genuine Parts Co	Barclays Bank	(37,134)
9,600	Genuine Parts Co	Goldman Sachs	(14,496)
3,782	Genuine Parts Co	HSBC	(2,459)
42	Genuine Parts Co	Morgan Stanley	(171)
(9,855)	Genworth Financial Inc ' A'	Morgan Stanley	(591)
(9,522)	GEO Group Inc	Barclays Bank	(14,569)
(10,122)	Geospace Technologies Corp	Bank of America Merrill Lynch	3,340
(10,773)	Geospace Technologies Corp	Barclays Bank	754
(16,314)	Geospace Technologies Corp	Goldman Sachs	5,384
(7,864)	Geospace Technologies Corp	Morgan Stanley	550
(7,251)	German American Bancorp Inc	Bank of America Merrill Lynch	5,656
(7,889)	German American Bancorp Inc	Barclays Bank	9,072
(10,246)	German American Bancorp Inc	Goldman Sachs	7,101
(8,720)	German American Bancorp Inc	HSBC	5,058
(42,694)	German American Bancorp Inc	Morgan Stanley	49,098
(193,284)	Geron Corp	Barclays Bank	(16,429)
(9,049)	Getty Realty Corp (REIT)	Barclays Bank	8,868
(23,667)	Getty Realty Corp (REIT)	Goldman Sachs	(8,757)
(93,607)	Gevo Inc	Barclays Bank	6,084
(22,352)	Gevo Inc	Goldman Sachs	9,500
(30,688)	Gevo Inc	HSBC	4,532
(67,099)	Gevo Inc	Morgan Stanley	2,490
9,486	Gibraltar Industries Inc	Barclays Bank	(20,395)
3,546	Gibraltar Industries Inc	Goldman Sachs	(7,553)
4,288	Gibraltar Industries Inc	HSBC	2,787
1,418	G-III Apparel Group Ltd	Bank of America Merrill Lynch	(537)
6,803	G-III Apparel Group Ltd	Barclays Bank	(3,606)
11,516	G-III Apparel Group Ltd	Goldman Sachs	371
3,728	G-III Apparel Group Ltd	HSBC	(17)
6,442	Gilead Sciences Inc	Bank of America Merrill Lynch	15,525
(1,556)	Gilead Sciences Inc	Barclays Bank	(280)
1,235	Gilead Sciences Inc	Goldman Sachs	2,976
(357)	Gilead Sciences Inc	Goldman Sachs	(875)
2,808	Gilead Sciences Inc	Morgan Stanley	505
(476)	Gilead Sciences Inc	Morgan Stanley	(86)
44,714	Ginkgo Bioworks Holdings Inc	Bank of America Merrill Lynch	(38,901)

保有高	銘柄	取引相手	未実現純評価益 ／(損) (米ドル)
米国 (続き)			
69,553	Ginkgo Bioworks Holdings Inc	Goldman Sachs	(60,511)
93,986	Ginkgo Bioworks Holdings Inc	HSBC	(69,550)
(8,195)	Gitlab Inc ' A'	Barclays Bank	(7,048)
(667)	Gitlab Inc ' A'	HSBC	(1,507)
(4,087)	Gitlab Inc ' A'	Morgan Stanley	(3,515)
(44,143)	Glacier Bancorp Inc	Barclays Bank	94,025
(5,963)	Glacier Bancorp Inc	HSBC	11,807
(8,164)	Gladstone Commercial Corp (REIT)	Bank of America Merrill Lynch	4,980
(84,902)	Gladstone Commercial Corp (REIT)	Barclays Bank	30,565
(60,020)	Gladstone Commercial Corp (REIT)	Goldman Sachs	36,612
(18,745)	Gladstone Commercial Corp (REIT)	HSBC	(13,496)
(34,008)	Gladstone Commercial Corp (REIT)	Morgan Stanley	11,989
(4,786)	Gladstone Land Corp (REIT)	Bank of America Merrill Lynch	3,302
(26,346)	Gladstone Land Corp (REIT)	Barclays Bank	7,113
(12,242)	Gladstone Land Corp (REIT)	Goldman Sachs	8,447
(29,845)	Gladstone Land Corp (REIT)	HSBC	(8,954)
(6,690)	Gladstone Land Corp (REIT)	Morgan Stanley	1,806
(21,401)	Glatfelter Corp	Bank of America Merrill Lynch	(2,568)
(63,206)	Glatfelter Corp	Barclays Bank	22,754
(19,486)	Glatfelter Corp	Goldman Sachs	(2,338)
(17,593)	Glatfelter Corp	HSBC	(880)
(878)	Glaukos Corp	Goldman Sachs	4,768
(6,455)	Glaukos Corp	HSBC	22,255
2,806	Global Indemnity Group LLC ' A'	Barclays Bank	(2,750)
10,261	Global Indemnity Group LLC ' A'	Goldman Sachs	(11,287)
1,328	Global Indemnity Group LLC ' A'	HSBC	(1,394)
2,859	Global Indemnity Group LLC ' A'	Morgan Stanley	(2,802)
(2,100)	Global Industrial Co	Bank of America Merrill Lynch	1,449
(9,707)	Global Industrial Co	Barclays Bank	8,639
(3,007)	Global Industrial Co	Morgan Stanley	2,676
(38,856)	Global Medical Inc (REIT)	Barclays Bank	(9,714)
(85,863)	Global Medical Inc (REIT)	Goldman Sachs	(35,204)
(33,082)	Global Medical Inc (REIT)	HSBC	(25,473)
674	Global Payments Inc	Bank of America Merrill Lynch	(62)
1,729	Global Payments Inc	Barclays Bank	—
(5,993)	Global Payments Inc	Goldman Sachs	18,578
6,938	Global Payments Inc	Goldman Sachs	(21,508)
12,798	Global Water Resources Inc	Barclays Bank	(8,319)
25,004	Global Water Resources Inc	Goldman Sachs	(11,752)
14,225	Global Water Resources Inc	Morgan Stanley	(9,246)
(5,345)	GLOBALFOUNDRIES Inc	Barclays Bank	15,207
(4,054)	GLOBALFOUNDRIES Inc	Goldman Sachs	17,757
(1,064)	GLOBALFOUNDRIES Inc	Morgan Stanley	5,448
(90,147)	Globalstar Inc	Barclays Bank	(1,803)
(294,427)	Globalstar Inc	Goldman Sachs	5,889

保有高	銘柄	取引相手	未実現純評価益 ／(損) (米ドル)
米国 (続き)			
(709)	Globant SA	Bank of America Merrill Lynch	(1,015)
(1,911)	Globant SA	Goldman Sachs	31,780
(2,445)	Globe Life Inc	Bank of America Merrill Lynch	(8,973)
(4,685)	Globe Life Inc	Barclays Bank	(141)
(16,471)	Globe Life Inc	Goldman Sachs	(55,305)
(5,176)	Globe Life Inc	HSBC	(15,010)
(4,691)	Globe Life Inc	Morgan Stanley	(141)
(2,278)	Globus Medical Inc 'A'	Bank of America Merrill Lynch	(2,202)
(12,221)	Globus Medical Inc 'A'	Barclays Bank	(10,388)
(18,191)	Globus Medical Inc 'A'	Goldman Sachs	386
(6,024)	Globus Medical Inc 'A'	HSBC	(43,493)
(3,551)	Globus Medical Inc 'A'	Morgan Stanley	(3,018)
(8,222)	GlycoMimetics Inc	Bank of America Merrill Lynch	(2,631)
(52,340)	GlycoMimetics Inc	HSBC	(69,748)
7,126	GMS Inc	Bank of America Merrill Lynch	(25,725)
12,565	GMS Inc	Barclays Bank	(29,402)
13,888	GMS Inc	Goldman Sachs	(50,136)
3,255	GMS Inc	HSBC	2,279
4,664	GoDaddy Inc 'A'	Barclays Bank	4,338
(3,551)	GoDaddy Inc 'A'	Barclays Bank	(3,302)
(5,770)	GoDaddy Inc 'A'	Goldman Sachs	(866)
2,557	GoDaddy Inc 'A'	HSBC	12,606
4,595	GoDaddy Inc 'A'	Morgan Stanley	4,273
(9,003)	Gogo Inc	Bank of America Merrill Lynch	2,881
(6,274)	Gogo Inc	Barclays Bank	(251)
(14,193)	Gogo Inc	HSBC	(3,548)
(15,721)	Gogo Inc	Morgan Stanley	(629)
11,285	GoHealth Inc 'A'	Barclays Bank	60,334
4,394	GoHealth Inc 'A'	Goldman Sachs	28,714
4,351	GoHealth Inc 'A'	HSBC	28,748
1,935	GoHealth Inc 'A'	Morgan Stanley	8,146
1,354	Golar LNG Ltd	Barclays Bank	(785)
3,856	Golar LNG Ltd	Goldman Sachs	(3,586)
6,267	Golar LNG Ltd	HSBC	(14,414)
4,278	Golar LNG Ltd	Morgan Stanley	(2,481)
25,768	Gold Resource Corp	Barclays Bank	(2,061)
43,646	Gold Resource Corp	Goldman Sachs	(873)
21,223	Gold Resource Corp	HSBC	(212)
66,471	Gold Resource Corp	Morgan Stanley	(5,318)
861	Golden Entertainment Inc	Bank of America Merrill Lynch	481
8,837	Golden Entertainment Inc	Barclays Bank	(6,186)
6,449	Golden Entertainment Inc	HSBC	3,547
10,745	Golden Ocean Group Ltd	Goldman Sachs	(13,431)
26,067	Golden Ocean Group Ltd	HSBC	(22,418)
(2,238)	Goldman Sachs Group Inc	Bank of America Merrill Lynch	8,463

保有高	銘柄	取引相手	未実現純評価益 ／(損) (米ドル)
米国 (続き)			
(8,187)	Goldman Sachs Group Inc	Barclays Bank	43,719
(7,029)	Goldman Sachs Group Inc	HSBC	(96,979)
(1,863)	Goldman Sachs Group Inc	Morgan Stanley	9,948
66,102	Goodyear Tire & Rubber Co	Barclays Bank	(37,017)
7,386	Goodyear Tire & Rubber Co	Goldman Sachs	(2,290)
(28,479)	Goodyear Tire & Rubber Co	Goldman Sachs	8,828
9,202	Goodyear Tire & Rubber Co	Morgan Stanley	(5,153)
(4,058)	Goosehead Insurance Inc ' A'	Barclays Bank	4,342
4,230	Goosehead Insurance Inc ' A'	Barclays Bank	(4,526)
(617)	Goosehead Insurance Inc ' A'	Goldman Sachs	1,394
277	Goosehead Insurance Inc ' A'	HSBC	188
54,730	GoPro Inc ' A'	Barclays Bank	(9,851)
17,696	GoPro Inc ' A'	Goldman Sachs	(7,609)
6,375	GoPro Inc ' A'	Morgan Stanley	(1,148)
(886)	Gorman-Rupp Co	Bank of America Merrill Lynch	1,488
(7,166)	Gorman-Rupp Co	Barclays Bank	9,674
(10,146)	Gorman-Rupp Co	Goldman Sachs	15,674
(1,106)	Gorman-Rupp Co	HSBC	919
(1,687)	Gorman-Rupp Co	Morgan Stanley	2,277
4,363	Gossamer Bio Inc	Bank of America Merrill Lynch	(6,414)
14,743	Gossamer Bio Inc	Barclays Bank	(7,372)
9,121	Gossamer Bio Inc	Goldman Sachs	(13,408)
5,530	Gossamer Bio Inc	HSBC	(8,903)
4,739	Gossamer Bio Inc	Morgan Stanley	(2,370)
18,516	Graco Inc	Bank of America Merrill Lynch	(28,969)
21,418	Graco Inc	Barclays Bank	(36,600)
15,525	Graco Inc	Goldman Sachs	(32,902)
32,486	Graco Inc	HSBC	(19,903)
34,624	Graco Inc	Morgan Stanley	(60,744)
(10,915)	GrafTech International Ltd	Bank of America Merrill Lynch	(3,820)
(25,904)	GrafTech International Ltd	Barclays Bank	11,916
(37,582)	GrafTech International Ltd	Goldman Sachs	(13,154)
13,043	GrafTech International Ltd	Goldman Sachs	4,565
16,188	GrafTech International Ltd	HSBC	9,551
(8,488)	GrafTech International Ltd	Morgan Stanley	3,904
(10,974)	Graham Corp	Bank of America Merrill Lynch	2,414
(7,047)	Graham Corp	Barclays Bank	9,795
(2,287)	Graham Corp	Goldman Sachs	503
(1,586)	Graham Corp	HSBC	856
(407)	Graham Holdings Co ' B'	Barclays Bank	(1,209)
(968)	Graham Holdings Co ' B'	Goldman Sachs	4,259
(1,663)	Graham Holdings Co ' B'	HSBC	(15,981)
(86)	Graham Holdings Co ' B'	Morgan Stanley	(255)
(20,316)	Grand Canyon Education Inc	Barclays Bank	23,364
(6,566)	Grand Canyon Education Inc	Goldman Sachs	2,167

保有高	銘柄	取引相手	未実現純評価益 ／(損) (米ドル)
米国 (続き)			
(1,425)	Granite Construction Inc	Bank of America Merrill Lynch	1,268
(6,678)	Granite Construction Inc	Barclays Bank	7,546
(3,762)	Granite Construction Inc	Goldman Sachs	3,348
(3,675)	Granite Construction Inc	HSBC	(1,110)
(1,481)	Granite Construction Inc	Morgan Stanley	1,674
(22,763)	Granite Point Mortgage Trust Inc (REIT)	Goldman Sachs	(2,276)
1,647	Graphic Packaging Holding Co	Bank of America Merrill Lynch	562
50,246	Graphic Packaging Holding Co	Barclays Bank	2,010
(2,826)	Graphic Packaging Holding Co	Goldman Sachs	(961)
6,303	Graphic Packaging Holding Co	HSBC	1,272
1,938	Graphic Packaging Holding Co	Morgan Stanley	(144)
(11,456)	Gray Television Inc	Barclays Bank	(4,468)
(14,896)	Gray Television Inc	Goldman Sachs	4,022
(61,981)	Gray Television Inc	HSBC	(57,023)
(2,306)	Gray Television Inc	Morgan Stanley	(899)
(113,908)	Great Lakes Dredge & Dock Corp	Barclays Bank	15,947
(65,582)	Great Lakes Dredge & Dock Corp	Goldman Sachs	24,265
(8,877)	Great Southern Bancorp Inc	Barclays Bank	3,284
(20,528)	Great Southern Bancorp Inc	Goldman Sachs	6,569
(4,439)	Great Southern Bancorp Inc	HSBC	(400)
(4,303)	Green Brick Partners Inc	Goldman Sachs	4,905
(3,128)	Green Plains Inc	Bank of America Merrill Lynch	12,418
(4,434)	Green Plains Inc	Barclays Bank	11,972
(11,157)	Green Plains Inc	Goldman Sachs	31,301
(2,865)	Green Plains Inc	HSBC	1,576
(3,504)	Green Plains Inc	Morgan Stanley	9,461
(1,395)	Greenbrier Cos Inc	Bank of America Merrill Lynch	829
(1,333)	Greenbrier Cos Inc	Barclays Bank	960
(3,951)	Greenbrier Cos Inc	Goldman Sachs	1,001
(1,141)	Greenbrier Cos Inc	HSBC	160
(1,350)	Greenbrier Cos Inc	Morgan Stanley	972
(2,397)	Greene County Bancorp Inc	Bank of America Merrill Lynch	(4,554)
(175)	Greene County Bancorp Inc	Goldman Sachs	(333)
(88)	Greene County Bancorp Inc	HSBC	(366)
3,568	Greenhill & Co Inc	Goldman Sachs	(2,319)
(97,466)	Greenlight Capital Re Ltd ' A'	Barclays Bank	18,519
(53,099)	Greenlight Capital Re Ltd ' A'	HSBC	22,302
(13,299)	Greenlight Capital Re Ltd ' A'	Morgan Stanley	2,527
8,423	Greif Inc ' A'	Barclays Bank	(60,477)
6,792	Greif Inc ' A'	Goldman Sachs	(39,529)
4,550	Greif Inc ' A'	HSBC	(13,059)
(6,006)	Greif Inc ' B'	Barclays Bank	41,261
(2,151)	Greif Inc ' B'	Goldman Sachs	10,045
(2,970)	Grid Dynamics Holdings Inc	Bank of America Merrill Lynch	3,713
(12,723)	Grid Dynamics Holdings Inc	Barclays Bank	3,308

保有高	銘柄	取引相手	未実現純評価益 ／(損) (米ドル)
米国 (続き)			
(2,391)	Grid Dynamics Holdings Inc	Goldman Sachs	2,989
(6,812)	Grid Dynamics Holdings Inc	HSBC	(7,561)
(1,955)	Grid Dynamics Holdings Inc	Morgan Stanley	508
(6,485)	Griffon Corp	Bank of America Merrill Lynch	65
(2,795)	Griffon Corp	Barclays Bank	4,975
(9,511)	Griffon Corp	Goldman Sachs	95
(12,936)	Griffon Corp	HSBC	(26,648)
(6,752)	Griffon Corp	Morgan Stanley	12,019
21,161	Gritstone bio Inc	Barclays Bank	(3,597)
10,884	Gritstone bio Inc	Goldman Sachs	(1,741)
1,803	Gritstone bio Inc	HSBC	920
9,264	Grocery Outlet Holding Corp	Bank of America Merrill Lynch	(14,915)
5,270	Grocery Outlet Holding Corp	Barclays Bank	(5,375)
1,036	Grocery Outlet Holding Corp	Goldman Sachs	(1,668)
2,642	Grocery Outlet Holding Corp	HSBC	(11,017)
2,631	Grocery Outlet Holding Corp	Morgan Stanley	(2,684)
871	Group 1 Automotive Inc	Goldman Sachs	(131)
382	Group 1 Automotive Inc	HSBC	4,779
(5,606)	Groupon Inc	Bank of America Merrill Lynch	5,942
(11,616)	Groupon Inc	Barclays Bank	697
(3,353)	Groupon Inc	Goldman Sachs	3,554
(11,630)	GrowGeneration Corp	Bank of America Merrill Lynch	3,838
(51,209)	GrowGeneration Corp	Barclays Bank	(8,706)
(29,437)	GSI Technology Inc	Bank of America Merrill Lynch	(8,537)
(21,599)	GSI Technology Inc	Barclays Bank	(5,832)
(36,279)	GSI Technology Inc	Goldman Sachs	(10,521)
(5,803)	GSI Technology Inc	Morgan Stanley	(1,567)
27,917	GTX Inc*	Bank of America Merrill Lynch	28,615
7,571	GTX Inc*	Goldman Sachs	7,753
59	GTX Inc*	Morgan Stanley	60
825	Guaranty Bancshares Inc	Bank of America Merrill Lynch	(899)
11,094	Guaranty Bancshares Inc	Barclays Bank	(8,542)
6,549	Guaranty Bancshares Inc	Goldman Sachs	(7,138)
6,173	Guaranty Bancshares Inc	Morgan Stanley	(4,753)
(2,129)	Guardant Health Inc	Barclays Bank	(6,706)
(62)	Guardant Health Inc	Goldman Sachs	66
(1,456)	Guardant Health Inc	HSBC	(11,680)
(2,863)	Guardant Health Inc	Morgan Stanley	(9,018)
(6,871)	Guess? Inc	Bank of America Merrill Lynch	(6,046)
(1,327)	Guess? Inc	Barclays Bank	(717)
(2,130)	Guess? Inc	HSBC	(6,646)
(49,655)	Guess? Inc	Morgan Stanley	(26,814)
10,207	Guidewire Software Inc	Barclays Bank	1,429
(18,551)	Guidewire Software Inc	Barclays Bank	(2,597)
3,397	Guidewire Software Inc	Goldman Sachs	(16,441)

保有高	銘柄	取引相手	未実現純評価益 ／(損) (米ドル)
米国 (続き)			
(8,408)	Guidewire Software Inc	HSBC	(33,566)
3,908	Guidewire Software Inc	Morgan Stanley	547
(1,198)	Guidewire Software Inc	Morgan Stanley	(168)
130	Guild Holdings Co ' A'	Barclays Bank	142
(32,922)	Gulf Island Fabrication Inc	Goldman Sachs	(329)
(16,100)	Gulf Island Fabrication Inc	Morgan Stanley	4,347
268	Gulfport Energy Corp	Bank of America Merrill Lynch	(1,608)
1,566	Gulfport Energy Corp	Barclays Bank	(4,886)
4,331	Gulfport Energy Corp	Goldman Sachs	(25,986)
2,565	Gulfport Energy Corp	HSBC	(21,572)
667	Gulfport Energy Corp	Morgan Stanley	(2,081)
1,763	GXO Logistics Inc	Bank of America Merrill Lynch	(1,463)
20,481	GXO Logistics Inc	Barclays Bank	32,360
11,987	GXO Logistics Inc	Goldman Sachs	(9,949)
2,506	GXO Logistics Inc	HSBC	19,221
3,228	GXO Logistics Inc	Morgan Stanley	5,101
5,395	H&E Equipment Services Inc	Bank of America Merrill Lynch	(13,218)
8,457	H&E Equipment Services Inc	Barclays Bank	(27,485)
8,377	H&E Equipment Services Inc	Goldman Sachs	(20,524)
4,037	H&E Equipment Services Inc	HSBC	(5,571)
(3,033)	H&R Block Inc	Bank of America Merrill Lynch	(5,399)
14,994	H&R Block Inc	Barclays Bank	(8,846)
(2,667)	H&R Block Inc	Barclays Bank	1,574
(1,825)	H&R Block Inc	Morgan Stanley	1,077
8,376	Hackett Group Inc	Bank of America Merrill Lynch	335
6,199	Hackett Group Inc	Barclays Bank	1,116
27,547	Hackett Group Inc	Goldman Sachs	1,102
34,065	Hackett Group Inc	HSBC	67,108
6,397	Hackett Group Inc	Morgan Stanley	1,151
2,597	Haemonetics Corp	Barclays Bank	234
(3,034)	Haemonetics Corp	HSBC	2,336
7,420	Haemonetics Corp	HSBC	32,941
(1,148)	Haemonetics Corp	Morgan Stanley	(103)
2,389	Haemonetics Corp	Morgan Stanley	215
(10,315)	Hagerty Inc ' A'	HSBC	(3,507)
(5,267)	Hain Celestial Group Inc	Barclays Bank	8,111
36,346	Hain Celestial Group Inc	Barclays Bank	(55,973)
(8,162)	Hain Celestial Group Inc	HSBC	11,672
(12,489)	Hall of Fame Resort & Entertainment Co	Goldman Sachs	1,936
(29,482)	Hall of Fame Resort & Entertainment Co	HSBC	2,058
(5,394)	Hallador Energy Co	Bank of America Merrill Lynch	(15,589)
(8,109)	Hallador Energy Co	Barclays Bank	(17,191)
(4,826)	Hallador Energy Co	Goldman Sachs	(13,947)
(4,305)	Hallador Energy Co	HSBC	(13,518)
(7,338)	Hallador Energy Co	Morgan Stanley	(15,557)

保有高	銘柄	取引相手	未実現純評価益 ／(損) (米ドル)
	米国 (続き)		
82,961	Halliburton Co	Barclays Bank	(27,378)
33,329	Halliburton Co	Goldman Sachs	(59,659)
24,141	Halliburton Co	HSBC	(54,317)
4,038	Halliburton Co	Morgan Stanley	(1,333)
1,503	Hallmark Financial Services Inc	Goldman Sachs	(147)
23,609	Hallmark Financial Services Inc	Morgan Stanley	(1,942)
(3,963)	Halozyme Therapeutics Inc	Bank of America Merrill Lynch	(10,899)
(13,997)	Halozyme Therapeutics Inc	Barclays Bank	(43,950)
(18,508)	Halozyme Therapeutics Inc	Goldman Sachs	(50,897)
(13,380)	Halozyme Therapeutics Inc	HSBC	(146,378)
(3,096)	Halozyme Therapeutics Inc	Morgan Stanley	(9,721)
2,280	Hamilton Beach Brands Holding Co ' A'	Bank of America Merrill Lynch	(730)
5,551	Hamilton Beach Brands Holding Co ' A'	Barclays Bank	1,388
2,733	Hamilton Beach Brands Holding Co ' A'	Goldman Sachs	(875)
3,408	Hamilton Beach Brands Holding Co ' A'	HSBC	1,977
8,420	Hamilton Beach Brands Holding Co ' A'	Morgan Stanley	2,105
10,327	Hamilton Lane Inc ' A'	HSBC	46,058
37,824	Hancock Whitney Corp	Barclays Bank	(60,140)
(517)	Hancock Whitney Corp	Goldman Sachs	677
32,552	Hancock Whitney Corp	Goldman Sachs	(42,643)
35,615	Hancock Whitney Corp	HSBC	(112,543)
(53,093)	Hanesbrands Inc	Bank of America Merrill Lynch	61,853
(25,146)	Hanesbrands Inc	Barclays Bank	7,418
(69,800)	Hanesbrands Inc	Goldman Sachs	81,317
(98,129)	Hanesbrands Inc	HSBC	65,256
(15,215)	Hanesbrands Inc	Morgan Stanley	4,488
(13,994)	Hannon Armstrong Sustainable Infrastructure Capital Inc (REIT)	Barclays Bank	15,953
5,608	Hannon Armstrong Sustainable Infrastructure Capital Inc (REIT)	Barclays Bank	(6,393)
1,444	Hannon Armstrong Sustainable Infrastructure Capital Inc (REIT)	Goldman Sachs	(939)
8,110	Hannon Armstrong Sustainable Infrastructure Capital Inc (REIT)	Morgan Stanley	(9,245)
7,984	Hanover Insurance Group Inc	Barclays Bank	3,194
(6,715)	Hanover Insurance Group Inc	Barclays Bank	(2,686)
18,779	Hanover Insurance Group Inc	Goldman Sachs	127,134
(2,181)	Hanover Insurance Group Inc	Goldman Sachs	(4,432)
(1,253)	Hanover Insurance Group Inc	HSBC	(6,713)
2,470	HarborOne Bancorp Inc	Bank of America Merrill Lynch	(1,037)
43,934	HarborOne Bancorp Inc	Barclays Bank	(17,134)
59,410	HarborOne Bancorp Inc	Goldman Sachs	(24,952)
62,682	HarborOne Bancorp Inc	HSBC	(5,641)
(6,484)	Harley-Davidson Inc	Bank of America Merrill Lynch	8,106
(1,913)	Harley-Davidson Inc	Barclays Bank	2,984
(31,504)	Harley-Davidson Inc	Goldman Sachs	44,736
(17,278)	Harley-Davidson Inc	HSBC	(9,076)

保有高	銘柄	取引相手	未実現純評価益 ／(損) (米ドル)
米国 (続き)			
(5,515)	Harley-Davidson Inc	Morgan Stanley	6,912
3,926	Harmonic Inc	Bank of America Merrill Lynch	5,611
12,411	Harmonic Inc	Barclays Bank	7,447
5,222	Harmony Biosciences Holdings Inc	Barclays Bank	1,201
4,198	Harmony Biosciences Holdings Inc	Goldman Sachs	8,732
434	Harmony Biosciences Holdings Inc	HSBC	440
6,162	Harpoon Therapeutics Inc	Barclays Bank	(44)
3,536	Harpoon Therapeutics Inc	Goldman Sachs	(437)
3,573	Harpoon Therapeutics Inc	HSBC	(426)
2,467	Harrow Health Inc	Barclays Bank	1,011
(8,098)	Harsco Corp	Bank of America Merrill Lynch	(526)
(28,617)	Harsco Corp	Barclays Bank	6,725
(22,955)	Harsco Corp	Goldman Sachs	(1,492)
(22,384)	Harsco Corp	HSBC	(11,752)
(4,926)	Harsco Corp	Morgan Stanley	1,158
19,794	Hartford Financial Services Group Inc	Barclays Bank	(6,532)
20,173	Hartford Financial Services Group Inc	Goldman Sachs	31,066
53,187	Hartford Financial Services Group Inc	HSBC	48,932
16,083	Hartford Financial Services Group Inc	Morgan Stanley	(5,307)
(13,956)	Harvard Bioscience Inc	Bank of America Merrill Lynch	(279)
(11,835)	Harvard Bioscience Inc	Barclays Bank	118
(22,751)	Harvard Bioscience Inc	Goldman Sachs	(455)
4,907	Hasbro Inc	Barclays Bank	712
(7,480)	Hasbro Inc	Goldman Sachs	(20,159)
(9,562)	Hasbro Inc	HSBC	(143)
4,360	Hasbro Inc	Morgan Stanley	632
(16,163)	HashiCorp Inc ' A '	Barclays Bank	(31,033)
7,914	Haverty Furniture Cos Inc	Barclays Bank	(11,871)
10,483	Haverty Furniture Cos Inc	Goldman Sachs	(22,224)
4,647	Haverty Furniture Cos Inc	Morgan Stanley	(6,971)
1,692	Hawaiian Electric Industries Inc	Bank of America Merrill Lynch	1,540
7,456	Hawaiian Electric Industries Inc	Barclays Bank	522
(8,629)	Hawaiian Electric Industries Inc	Goldman Sachs	(7,852)
3,032	Hawaiian Electric Industries Inc	HSBC	6,216
(12,439)	Hawaiian Electric Industries Inc	Morgan Stanley	(871)
2,387	Hawaiian Electric Industries Inc	Morgan Stanley	167
18,163	Hawaiian Holdings Inc	Barclays Bank	(3,088)
4,197	Hawaiian Holdings Inc	Goldman Sachs	(5,918)
4,842	Hawaiian Holdings Inc	HSBC	(2,421)
731	Hawkins Inc	Bank of America Merrill Lynch	(594)
6,812	Hawkins Inc	Barclays Bank	(8,174)
476	Hawkins Inc	Goldman Sachs	(449)
472	Hawkins Inc	HSBC	(379)
436	Hawkins Inc	Morgan Stanley	(523)
(1,629)	Hawthorn Bancshares Inc	Bank of America Merrill Lynch	1,824

保有高	銘柄	取引相手	未実現純評価益 ／(損) (米ドル)
米国 (続き)			
(529)	Hawthorn Bancshares Inc	Barclays Bank	450
(393)	Hawthorn Bancshares Inc	Goldman Sachs	440
(4,138)	Hawthorn Bancshares Inc	Morgan Stanley	3,517
(11,753)	Haynes International Inc	Goldman Sachs	36,434
(5,122)	Haynes International Inc	HSBC	19,361
(9,754)	Hayward Holdings Inc	Bank of America Merrill Lynch	13,168
(19,185)	Hayward Holdings Inc	Barclays Bank	6,715
6,766	Hayward Holdings Inc	Barclays Bank	(2,368)
(19,456)	Hayward Holdings Inc	Goldman Sachs	26,266
(23,988)	Hayward Holdings Inc	HSBC	7,196
(8,469)	Hayward Holdings Inc	Morgan Stanley	2,964
(1,337)	HB Fuller Co	Bank of America Merrill Lynch	863
(2,828)	HB Fuller Co	Barclays Bank	1,434
13,780	HB Fuller Co	Barclays Bank	(10,886)
8,169	HB Fuller Co	Goldman Sachs	14,132
(4,859)	HB Fuller Co	HSBC	1,162
(595)	HB Fuller Co	Morgan Stanley	247
36,794	HBT Financial Inc	Barclays Bank	(37,530)
25,792	HBT Financial Inc	Goldman Sachs	(52,358)
13,473	HBT Financial Inc	HSBC	(12,126)
36,220	HBT Financial Inc	Morgan Stanley	(36,944)
(1,688)	HCA Healthcare Inc	Bank of America Merrill Lynch	(9,892)
(4,777)	HCA Healthcare Inc	Barclays Bank	(812)
(3,297)	HCA Healthcare Inc	Goldman Sachs	(18,943)
(944)	HCA Healthcare Inc	HSBC	(21,939)
1,554	HCI Group Inc	Barclays Bank	(2,720)
5,978	HCI Group Inc	Goldman Sachs	(30,249)
6,037	Health Catalyst Inc	Bank of America Merrill Lynch	(6,460)
21,918	Health Catalyst Inc	Goldman Sachs	(23,452)
(1,886)	Healthcare Realty Trust Inc (REIT)	Bank of America Merrill Lynch	(284)
(197,432)	Healthcare Realty Trust Inc (REIT)	Barclays Bank	(59,230)
(255,742)	Healthcare Realty Trust Inc (REIT)	Goldman Sachs	(40,919)
(19,606)	Healthcare Realty Trust Inc (REIT)	HSBC	(9,030)
(22,449)	Healthcare Realty Trust Inc (REIT)	Morgan Stanley	(6,735)
(2,214)	Healthcare Services Group Inc	Bank of America Merrill Lynch	1,948
(21,375)	Healthcare Services Group Inc	Barclays Bank	15,817
(2,112)	Healthcare Services Group Inc	Goldman Sachs	1,859
(5,352)	Healthcare Services Group Inc	Morgan Stanley	3,960
579	HealthEquity Inc	Bank of America Merrill Lynch	914
(5,522)	HealthEquity Inc	Barclays Bank	(1,657)
3,578	HealthEquity Inc	Barclays Bank	1,073
7,014	HealthEquity Inc	Goldman Sachs	21,042
(9,692)	HealthEquity Inc	Morgan Stanley	(2,908)
1,642	HealthEquity Inc	Morgan Stanley	493
82,801	Healthpeak Properties Inc (REIT)	Bank of America Merrill Lynch	29,808

保有高	銘柄	取引相手	未実現純評価益 ／(損) (米ドル)
米国 (続き)			
99,306	Healthpeak Properties Inc (REIT)	Barclays Bank	15,889
74,652	Healthpeak Properties Inc (REIT)	Goldman Sachs	26,874
60,556	Healthpeak Properties Inc (REIT)	HSBC	84,173
46,237	Healthpeak Properties Inc (REIT)	Morgan Stanley	7,398
3,956	HealthStream Inc	Bank of America Merrill Lynch	(2,255)
16,333	HealthStream Inc	Barclays Bank	(6,474)
11,637	HealthStream Inc	Goldman Sachs	(6,633)
14,931	HealthStream Inc	HSBC	1,941
5,837	HealthStream Inc	Morgan Stanley	(2,452)
(7,478)	Heartland Express Inc	Bank of America Merrill Lynch	(4,188)
(57,245)	Heartland Express Inc	Barclays Bank	8,587
(17,140)	Heartland Express Inc	Goldman Sachs	(1,620)
(4,775)	Heartland Express Inc	HSBC	(5,804)
9,945	Heartland Financial USA Inc	Bank of America Merrill Lynch	(25,857)
44,230	Heartland Financial USA Inc	Barclays Bank	(83,595)
45,380	Heartland Financial USA Inc	Goldman Sachs	(117,988)
27,690	Heartland Financial USA Inc	HSBC	(52,888)
30,536	Hecla Mining Co	Barclays Bank	—
35,083	Hecla Mining Co	Goldman Sachs	2,807
9,146	HEICO Corp	Barclays Bank	(53,961)
6,473	HEICO Corp	Goldman Sachs	(17,672)
16,866	HEICO Corp	HSBC	(27,936)
7,625	HEICO Corp	Morgan Stanley	(44,988)
3,475	HEICO Corp ' A'	Bank of America Merrill Lynch	(9,835)
4,786	HEICO Corp ' A'	Barclays Bank	(23,834)
15,757	HEICO Corp ' A'	Goldman Sachs	(44,592)
4,012	HEICO Corp ' A'	HSBC	(5,216)
5,043	HEICO Corp ' A'	Morgan Stanley	(25,114)
1,782	Heidrick & Struggles International Inc	Bank of America Merrill Lynch	927
4,198	Heidrick & Struggles International Inc	Barclays Bank	(1,385)
11,032	Heidrick & Struggles International Inc	Goldman Sachs	5,737
2,579	Heidrick & Struggles International Inc	HSBC	3,765
17,209	Heidrick & Struggles International Inc	Morgan Stanley	(5,679)
(2,370)	Helen of Troy Ltd	Barclays Bank	(7,158)
(6,762)	Helen of Troy Ltd	Goldman Sachs	46,285
(9,034)	Helen of Troy Ltd	HSBC	(68,477)
(157)	Helen of Troy Ltd	Morgan Stanley	(474)
(139)	Helios Technologies Inc	Bank of America Merrill Lynch	411
(15,609)	Helios Technologies Inc	Barclays Bank	65,090
(3,011)	Helios Technologies Inc	Goldman Sachs	8,913
(4,460)	Helios Technologies Inc	Morgan Stanley	18,598
11,321	Helix Energy Solutions Group Inc	Barclays Bank	(2,604)
4,754	Helmerich & Payne Inc	Bank of America Merrill Lynch	(7,975)
10,482	Helmerich & Payne Inc	Barclays Bank	(33,123)
5,904	Helmerich & Payne Inc	Goldman Sachs	(1,834)

保有高	銘柄	取引相手	未実現純評価益 ／(損) (米ドル)
米国 (続き)			
10,178	Helmerich & Payne Inc	HSBC	(17,041)
3,256	Helmerich & Payne Inc	Morgan Stanley	(10,289)
10,616	Hennessy Advisors Inc	Bank of America Merrill Lynch	1,592
(1,501)	Henry Schein Inc	Bank of America Merrill Lynch	(751)
(7,733)	Henry Schein Inc	Barclays Bank	1,160
1,335	Henry Schein Inc	Barclays Bank	(200)
(6,318)	Henry Schein Inc	Goldman Sachs	(3,159)
(1,473)	Henry Schein Inc	HSBC	(8,882)
(4,696)	Henry Schein Inc	Morgan Stanley	704
35,830	Herbalife Nutrition Ltd	Barclays Bank	27,231
(194)	Herc Holdings Inc	Bank of America Merrill Lynch	1,399
(825)	Herc Holdings Inc	Barclays Bank	6,287
722	Herc Holdings Inc	Barclays Bank	(5,502)
(5,388)	Herc Holdings Inc	Goldman Sachs	38,848
(1,174)	Herc Holdings Inc	HSBC	1,944
(2,068)	Herc Holdings Inc	Morgan Stanley	15,759
(27,859)	Heritage Commerce Corp	Bank of America Merrill Lynch	27,580
(34,379)	Heritage Commerce Corp	Barclays Bank	27,503
(54,720)	Heritage Commerce Corp	Goldman Sachs	54,173
(26,354)	Heritage Commerce Corp	HSBC	5,271
(16,248)	Heritage Commerce Corp	Morgan Stanley	12,998
(118)	Heritage Financial Corp	Bank of America Merrill Lynch	118
(3,594)	Heritage Financial Corp	Goldman Sachs	3,594
48,957	Heritage Insurance Holdings Inc	Barclays Bank	12,729
52,452	Heritage Insurance Holdings Inc	Goldman Sachs	14,162
(13,693)	Heritage-Crystal Clean Inc	Barclays Bank	(2,054)
(29,711)	Heritage-Crystal Clean Inc	Goldman Sachs	(31,494)
(4,482)	Heritage-Crystal Clean Inc	HSBC	(7,306)
(8,040)	Heritage-Crystal Clean Inc	Morgan Stanley	(1,206)
43,417	Heron Therapeutics Inc	Barclays Bank	(11,506)
45,626	Heron Therapeutics Inc	Goldman Sachs	(26,235)
6,205	Hersha Hospitality Trust ' A' (REIT)	Bank of America Merrill Lynch	(2,668)
63,828	Hersha Hospitality Trust ' A' (REIT)	Goldman Sachs	(24,202)
29,832	Hersha Hospitality Trust ' A' (REIT)	HSBC	11,038
11,051	Hersha Hospitality Trust ' A' (REIT)	Morgan Stanley	(4,310)
17,311	Hershey Co	Barclays Bank	(34,969)
17,457	Hershey Co	Goldman Sachs	224,497
13,630	Hershey Co	HSBC	(12,267)
6,027	Hershey Co	Morgan Stanley	(12,175)
(17,290)	Hertz Global Holdings Inc	Goldman Sachs	24,379
(3,505)	Hertz Global Holdings Inc	HSBC	2,769
(64,492)	Hertz Global Holdings Inc	Morgan Stanley	3,225
1,515	Heska Corp	Barclays Bank	(3,348)
1,852	Heska Corp	Goldman Sachs	(22,613)
2,346	Heska Corp	HSBC	(7,601)

保有高	銘柄	取引相手	未実現純評価益 ／(損) (米ドル)
米国 (続き)			
1,109	Heska Corp	Morgan Stanley	(2,451)
(251)	Hess Corp	Bank of America Merrill Lynch	(476)
(4,279)	Hess Corp	Goldman Sachs	25,374
(4,085)	Hess Corp	HSBC	19,526
(7,354)	Hess Corp	Morgan Stanley	33,828
33,873	Hewlett Packard Enterprise Co	Bank of America Merrill Lynch	10,839
401,864	Hewlett Packard Enterprise Co	Barclays Bank	80,373
17,373	Hewlett Packard Enterprise Co	Goldman Sachs	5,559
1,378	Hexcel Corp	Bank of America Merrill Lynch	(331)
5,369	Hexcel Corp	Barclays Bank	(9,235)
994	Hexcel Corp	Goldman Sachs	(1,635)
12,302	Hexcel Corp	HSBC	8,093
3,003	Hexcel Corp	Morgan Stanley	(5,165)
(38,020)	HF Foods Group Inc	Barclays Bank	17,489
(12,848)	HF Foods Group Inc	Morgan Stanley	5,910
(2,932)	HF Sinclair Corp	Barclays Bank	10,555
391	HF Sinclair Corp	Barclays Bank	(1,408)
(3,784)	HF Sinclair Corp	Goldman Sachs	13,358
(13,358)	HF Sinclair Corp	HSBC	8,416
1,369	Hibbett Inc	Goldman Sachs	(3,778)
(13,628)	HighPeak Energy Inc	HSBC	(2,453)
(914)	HighPeak Energy Inc	Morgan Stanley	(768)
70,150	Highwoods Properties Inc (REIT)	Barclays Bank	(13,329)
(1,015)	Highwoods Properties Inc (REIT)	Barclays Bank	193
7,883	Highwoods Properties Inc (REIT)	Goldman Sachs	(4,809)
(1,184)	Highwoods Properties Inc (REIT)	Goldman Sachs	722
31,875	Highwoods Properties Inc (REIT)	HSBC	14,981
(24,822)	Hill International Inc	Bank of America Merrill Lynch	248
(24,450)	Hill International Inc	Morgan Stanley	—
(25,828)	Hillenbrand Inc	Barclays Bank	12,397
(15,623)	Hillenbrand Inc	Goldman Sachs	(47,650)
(7,372)	Hillenbrand Inc	HSBC	(27,203)
(2,425)	HilleVax Inc	HSBC	2,197
(21,848)	Hillman Solutions Corp	Bank of America Merrill Lynch	2,622
(34,195)	Hillman Solutions Corp	Goldman Sachs	4,103
(34,092)	Hillman Solutions Corp	HSBC	4,432
(27,565)	Hillman Solutions Corp	Morgan Stanley	551
(8,163)	Hilltop Holdings Inc	Bank of America Merrill Lynch	21,550
(4,038)	Hilltop Holdings Inc	Barclays Bank	3,311
(6,485)	Hilltop Holdings Inc	Goldman Sachs	12,257
(11,380)	Hilltop Holdings Inc	HSBC	2,772
(1,802)	Hilltop Holdings Inc	Morgan Stanley	1,478
5,417	Hilton Grand Vacations Inc	Bank of America Merrill Lynch	3,657
18,303	Hilton Grand Vacations Inc	Barclays Bank	3,446
15,343	Hilton Grand Vacations Inc	Goldman Sachs	9,422

保有高	銘柄	取引相手	未実現純評価益 ／(損) (米ドル)
米国 (続き)			
45,684	Hilton Grand Vacations Inc	HSBC	40,398
4,963	Hilton Grand Vacations Inc	Morgan Stanley	3,474
(15,889)	Hilton Worldwide Holdings Inc	Barclays Bank	8,660
(17,436)	Hilton Worldwide Holdings Inc	Goldman Sachs	(15,780)
(9,834)	Hilton Worldwide Holdings Inc	HSBC	(84,720)
5,838	Hims & Hers Health Inc	Bank of America Merrill Lynch	(2,540)
45,185	Hims & Hers Health Inc	Goldman Sachs	(19,655)
20,868	Hims & Hers Health Inc	HSBC	4,695
17,994	Hims & Hers Health Inc	Morgan Stanley	(2,429)
(200)	Hingham Institution For Savings The	Barclays Bank	(1,574)
(663)	Hingham Institution For Savings The	Goldman Sachs	(13,386)
(902)	Hingham Institution For Savings The	HSBC	(17,067)
(95)	Hingham Institution For Savings The	Morgan Stanley	(748)
1,430	Hippo Holdings Inc	Bank of America Merrill Lynch	(86)
1,431	Hippo Holdings Inc	Barclays Bank	1,202
3,610	Hippo Holdings Inc	Goldman Sachs	(217)
10,358	Hippo Holdings Inc	HSBC	(30,349)
(1,798)	HireQuest Inc	Bank of America Merrill Lynch	(3,452)
(2,556)	HireQuest Inc	Barclays Bank	3,425
(2,432)	HireQuest Inc	HSBC	(3,964)
(1,523)	HireQuest Inc	Morgan Stanley	2,041
(4,274)	HireRight Holdings Corp	Bank of America Merrill Lynch	(10,300)
(28,765)	HireRight Holdings Corp	Barclays Bank	(46,599)
(3,081)	HireRight Holdings Corp	Morgan Stanley	(4,991)
3,272	HNI Corp	Bank of America Merrill Lynch	(6,446)
12,235	HNI Corp	Barclays Bank	(21,167)
13,422	HNI Corp	Goldman Sachs	(26,441)
10,036	HNI Corp	HSBC	(9,133)
8,082	HNI Corp	Morgan Stanley	(13,982)
(4,224)	Holley Inc	HSBC	2,661
(61,620)	Holley Inc	Morgan Stanley	3,697
10,858	Hologic Inc	Barclays Bank	(760)
(915)	Hologic Inc	HSBC	(439)
11,672	Hologic Inc	Morgan Stanley	(817)
(1,964)	Hologic Inc	Morgan Stanley	137
(4,247)	Home Bancorp Inc	Goldman Sachs	(2,081)
(648)	Home Bancorp Inc	HSBC	(389)
(45,631)	Home BancShares Inc	Bank of America Merrill Lynch	52,932
(166,264)	Home BancShares Inc	Barclays Bank	101,421
(264,899)	Home BancShares Inc	Goldman Sachs	307,283
(90,146)	Home BancShares Inc	HSBC	28,847
(63,094)	Home BancShares Inc	Morgan Stanley	38,488
3,546	Home Depot Inc	Bank of America Merrill Lynch	2,269
5,444	Home Depot Inc	Goldman Sachs	3,484
(861)	HomeStreet Inc	Bank of America Merrill Lynch	432

保有高	銘柄	取引相手	未実現純評価益 ／(損) (米ドル)
米国 (続き)			
21,000	HomeTrust Bancshares Inc	Bank of America Merrill Lynch	14,910
43,170	HomeTrust Bancshares Inc	Barclays Bank	(6,476)
26,069	HomeTrust Bancshares Inc	Goldman Sachs	18,509
11,291	HomeTrust Bancshares Inc	HSBC	6,662
4,924	HomeTrust Bancshares Inc	Morgan Stanley	(739)
26,893	Homology Medicines Inc	Bank of America Merrill Lynch	(8,337)
53,700	Homology Medicines Inc	Barclays Bank	(18,258)
24,543	Homology Medicines Inc	Goldman Sachs	(7,608)
15,531	Homology Medicines Inc	HSBC	932
5,738	Homology Medicines Inc	Morgan Stanley	(1,951)
39,571	Honest Co Inc	Barclays Bank	(4,551)
26,695	Honest Co Inc	Goldman Sachs	(20,956)
28,311	Honest Co Inc	HSBC	(21,658)
9,282	Honest Co Inc	Morgan Stanley	(1,067)
19,254	Honeywell International Inc	Barclays Bank	(52,563)
(771)	Honeywell International Inc	Barclays Bank	333
(2,593)	Honeywell International Inc	Goldman Sachs	(52)
(449)	Honeywell International Inc	HSBC	1,183
(3,344)	Hooker Furnishings Corp	Bank of America Merrill Lynch	2,709
(2,891)	Hooker Furnishings Corp	Barclays Bank	1,417
(10,854)	Hooker Furnishings Corp	Goldman Sachs	8,792
(4,475)	Hooker Furnishings Corp	HSBC	(3,133)
(1,556)	Hooker Furnishings Corp	Morgan Stanley	762
8,524	Hookipa Pharma Inc	Barclays Bank	511
17,172	Hookipa Pharma Inc	Goldman Sachs	(1,889)
2,128	Hookipa Pharma Inc	HSBC	(489)
(2,104)	Horace Mann Educators Corp	Bank of America Merrill Lynch	(1,094)
(21,623)	Horace Mann Educators Corp	Barclays Bank	(11,460)
(16,348)	Horace Mann Educators Corp	Goldman Sachs	(8,501)
(14,487)	Horace Mann Educators Corp	HSBC	9,706
34,141	Horizon Bancorp Inc	Barclays Bank	(3,756)
45,947	Horizon Bancorp Inc	Goldman Sachs	(2,297)
39,602	Horizon Bancorp Inc	HSBC	396
(22,537)	Horizon Global Corp	Bank of America Merrill Lynch	(2,389)
(2,108)	Horizon Therapeutics Plc	Bank of America Merrill Lynch	(49,088)
(398)	Horizon Therapeutics Plc	Barclays Bank	(9,130)
1,636	Horizon Therapeutics Plc	HSBC	37,841
5,311	Horizon Therapeutics Plc	Morgan Stanley	121,834
(23,759)	Hormel Foods Corp	Barclays Bank	67,238
(24,398)	Hormel Foods Corp	Goldman Sachs	16,591
13,520	Hormel Foods Corp	HSBC	(11,298)
26,410	Host Hotels & Resorts Inc (REIT)	Barclays Bank	(1,321)
10,485	Host Hotels & Resorts Inc (REIT)	Goldman Sachs	(839)
3,732	Host Hotels & Resorts Inc (REIT)	Morgan Stanley	(187)
2,894	Hostess Brands Inc	Bank of America Merrill Lynch	(2,315)

保有高	銘柄	取引相手	未実現純評価益 ／(損) (米ドル)
米国 (続き)			
35,880	Hostess Brands Inc	Barclays Bank	1,076
16,283	Hostess Brands Inc	Goldman Sachs	(13,026)
10,863	Hostess Brands Inc	HSBC	(31,177)
4,191	Hostess Brands Inc	Morgan Stanley	126
(1,114)	Houlihan Lokey Inc	Bank of America Merrill Lynch	6,996
9,018	Houlihan Lokey Inc	Barclays Bank	(29,038)
(4,437)	Houlihan Lokey Inc	Goldman Sachs	27,864
15,727	Houlihan Lokey Inc	Goldman Sachs	(98,766)
(759)	Houlihan Lokey Inc	HSBC	(1,176)
7,098	Houlihan Lokey Inc	HSBC	11,002
(3,280)	Hovnanian Enterprises Inc ' A'	Bank of America Merrill Lynch	(4,690)
(6,196)	Hovnanian Enterprises Inc ' A'	Barclays Bank	(17,225)
(2,227)	Hovnanian Enterprises Inc ' A'	HSBC	(21,268)
370	Howard Hughes Corp	Bank of America Merrill Lynch	494
3,605	Howard Hughes Corp	Barclays Bank	4,542
4,041	Howard Hughes Corp	Goldman Sachs	6,304
12,356	Howard Hughes Corp	HSBC	22,887
3,837	Howard Hughes Corp	Morgan Stanley	4,835
(49,196)	Howmet Aerospace Inc	Barclays Bank	56,575
(60,603)	Howmet Aerospace Inc	Goldman Sachs	(32,119)
5,022	HP Inc	Barclays Bank	(2,586)
1,286	HP Inc	Goldman Sachs	(203)
(16,766)	HP Inc	Goldman Sachs	16,840
6,038	HP Inc	HSBC	91
14,778	Hub Group Inc ' A'	Barclays Bank	15,074
3,669	Hub Group Inc ' A'	Goldman Sachs	(13,355)
19,579	Hub Group Inc ' A'	HSBC	64,611
4,207	Hub Group Inc ' A'	Morgan Stanley	4,291
1,028	Hubbell Inc	Bank of America Merrill Lynch	535
2,052	Hubbell Inc	Barclays Bank	(18,530)
992	Hubbell Inc	Goldman Sachs	516
(681)	Hubbell Inc	Goldman Sachs	2,212
483	Hubbell Inc	HSBC	3,743
4,430	Hubbell Inc	Morgan Stanley	(40,003)
(506)	Hubbell Inc	Morgan Stanley	4,569
42	HubSpot Inc	Bank of America Merrill Lynch	(707)
3,478	HubSpot Inc	Barclays Bank	64,690
1,163	HubSpot Inc	Goldman Sachs	(19,585)
2,129	HubSpot Inc	HSBC	35,788
87,074	Hudson Pacific Properties Inc (REIT)	Bank of America Merrill Lynch	(25,251)
28,353	Hudson Pacific Properties Inc (REIT)	Barclays Bank	2,552
(29,076)	Hudson Pacific Properties Inc (REIT)	Barclays Bank	(2,617)
13,393	Hudson Pacific Properties Inc (REIT)	Goldman Sachs	(3,884)
7,920	Hudson Pacific Properties Inc (REIT)	HSBC	158
80,188	Hudson Pacific Properties Inc (REIT)	Morgan Stanley	7,217

保有高	銘柄	取引相手	未実現純評価益 ／(損) (米ドル)
米国 (続き)			
(13,228)	Hudson Technologies Inc	Bank of America Merrill Lynch	(4,894)
(3,642)	Hudson Technologies Inc	Barclays Bank	(1,930)
(8,112)	Hudson Technologies Inc	Goldman Sachs	(3,001)
(6,405)	Hudson Technologies Inc	HSBC	(2,498)
(2,839)	Hudson Technologies Inc	Morgan Stanley	(1,505)
14,323	Humacyte Inc	Barclays Bank	(3,724)
2,396	Humacyte Inc	Goldman Sachs	96
5,717	Humacyte Inc	Morgan Stanley	(1,486)
(1,462)	Humana Inc	Barclays Bank	(2,149)
(3,534)	Humana Inc	Goldman Sachs	(68,454)
(233)	Humana Inc	HSBC	5,935
133,857	Huntington Bancshares Inc	Barclays Bank	(17,401)
70,522	Huntington Bancshares Inc	HSBC	(32,440)
(24,783)	Huntington Bancshares Inc	HSBC	10,367
11,097	Huntington Bancshares Inc	Morgan Stanley	(1,443)
1,769	Huntington Ingalls Industries Inc	Barclays Bank	(8,031)
3,650	Huntington Ingalls Industries Inc	Goldman Sachs	9,709
(2,128)	Huntington Ingalls Industries Inc	Goldman Sachs	(5,660)
48,942	Huntsman Corp	Barclays Bank	(79,286)
26,780	Huntsman Corp	Goldman Sachs	(30,222)
8,340	Huntsman Corp	HSBC	1,501
14,137	Huntsman Corp	Morgan Stanley	(22,902)
5,498	Hurco Cos Inc	Bank of America Merrill Lynch	(4,673)
5,577	Hurco Cos Inc	Barclays Bank	(2,342)
6,095	Hurco Cos Inc	Goldman Sachs	(5,181)
4,059	Hurco Cos Inc	HSBC	2,030
8,633	Hurco Cos Inc	Morgan Stanley	(3,626)
(4,851)	Huron Consulting Group Inc	Barclays Bank	5,676
(2,021)	Huron Consulting Group Inc	Goldman Sachs	(5,719)
(1,158)	Huron Consulting Group Inc	HSBC	845
4,108	Hyatt Hotels Corp ' A'	Bank of America Merrill Lynch	23,827
11,864	Hyatt Hotels Corp ' A'	Barclays Bank	14,118
22,713	Hyatt Hotels Corp ' A'	Goldman Sachs	131,735
9,499	Hyatt Hotels Corp ' A'	HSBC	67,443
1,909	Hyatt Hotels Corp ' A'	Morgan Stanley	2,272
(22,873)	Hydrofarm Holdings Group Inc	Bank of America Merrill Lynch	16,354
(6,061)	Hydrofarm Holdings Group Inc	Barclays Bank	1,546
(29,257)	Hydrofarm Holdings Group Inc	Goldman Sachs	20,919
(4,831)	Hydrofarm Holdings Group Inc	Morgan Stanley	1,232
37,889	Hyllion Holdings Corp	Barclays Bank	(3,410)
23,674	Hyllion Holdings Corp	Goldman Sachs	(4,025)
22,621	Hyllion Holdings Corp	HSBC	6,334
2,341	Hyster-Yale Materials Handling Inc	Barclays Bank	(6,719)
15,764	Hyster-Yale Materials Handling Inc	Goldman Sachs	(41,617)
(13,473)	Hyzon Motors Inc	HSBC	3,301

保有高	銘柄	取引相手	未実現純評価益 ／(損) (米ドル)
米国 (続き)			
(30,909)	Hyzon Motors Inc	Morgan Stanley	3,864
(16,822)	I3 Verticals Inc ' A'	Barclays Bank	(12,953)
(9,816)	I3 Verticals Inc ' A'	Goldman Sachs	(21,399)
(1,890)	I3 Verticals Inc ' A'	HSBC	(11,340)
(3,185)	IAA Inc	Bank of America Merrill Lynch	15,734
(16,606)	IAA Inc	Barclays Bank	27,068
(17,827)	IAA Inc	Goldman Sachs	88,065
(7,341)	IAA Inc	HSBC	12,333
(27,925)	IAA Inc	Morgan Stanley	45,518
7,785	IAC Inc	Bank of America Merrill Lynch	(18,373)
3,385	IAC Inc	Barclays Bank	5,450
8,181	IAC Inc	Goldman Sachs	(19,307)
5,945	IAC Inc	HSBC	18,951
1,280	IBEX Holdings Ltd	Bank of America Merrill Lynch	3,763
3,706	IBEX Holdings Ltd	Barclays Bank	(1,038)
6,222	IBEX Holdings Ltd	Goldman Sachs	18,293
488	IBEX Holdings Ltd	Morgan Stanley	(137)
(351)	ICF International Inc	Bank of America Merrill Lynch	(35)
(3,941)	ICF International Inc	Goldman Sachs	10,797
(1,083)	ICF International Inc	Morgan Stanley	6,595
(2,935)	Ichor Holdings Ltd	Barclays Bank	2,964
(9,409)	Ichor Holdings Ltd	Goldman Sachs	27,004
(3,889)	Ichor Holdings Ltd	HSBC	(6,884)
(16,447)	Ichor Holdings Ltd	Morgan Stanley	16,611
(5,410)	ICON Plc	Barclays Bank	32,298
(594)	ICON Plc	Goldman Sachs	8,488
(695)	ICU Medical Inc	Bank of America Merrill Lynch	3,968
(3,120)	ICU Medical Inc	Barclays Bank	8,424
(1,530)	ICU Medical Inc	Goldman Sachs	8,736
(2,127)	ICU Medical Inc	HSBC	(19,887)
(2,476)	ICU Medical Inc	Morgan Stanley	6,685
1,642	IDACORP Inc	Bank of America Merrill Lynch	2,836
35,502	IDACORP Inc	Barclays Bank	3,550
6,008	IDACORP Inc	Goldman Sachs	20,893
(690)	Ideaya Biosciences Inc	Bank of America Merrill Lynch	(90)
(10,783)	Ideaya Biosciences Inc	Goldman Sachs	(1,402)
(12,958)	Identiv Inc	Bank of America Merrill Lynch	15,031
(20,311)	Identiv Inc	Barclays Bank	21,327
(16,843)	Identiv Inc	Goldman Sachs	19,538
(5,821)	Idera Pharmaceuticals Inc	Bank of America Merrill Lynch	589
(6,483)	Idera Pharmaceuticals Inc	Barclays Bank	327
(5,468)	IDEX Corp	Barclays Bank	21,435
(6,644)	IDEX Corp	Goldman Sachs	4,784
(17,134)	IDEX Corp	HSBC	(102,976)
(558)	IDEX Corp	Morgan Stanley	2,187

保有高	銘柄	取引相手	未実現純評価益 ／(損) (米ドル)
米国 (続き)			
5,047	IDEXX Laboratories Inc	Barclays Bank	(11,154)
211	IDEXX Laboratories Inc	Goldman Sachs	1,876
73	IDEXX Laboratories Inc	Morgan Stanley	104
4,063	IDT Corp ' B'	Bank of America Merrill Lynch	9,182
2,257	IDT Corp ' B'	Barclays Bank	1,309
2,575	IDT Corp ' B'	Goldman Sachs	5,820
5,344	IDT Corp ' B'	HSBC	11,864
7,619	IDT Corp ' B'	Morgan Stanley	4,419
(3,504)	IES Holdings Inc	Bank of America Merrill Lynch	(6,272)
(2,384)	IES Holdings Inc	Barclays Bank	(405)
(2,091)	IES Holdings Inc	Goldman Sachs	(3,743)
(1,732)	IES Holdings Inc	HSBC	(710)
(5,190)	IES Holdings Inc	Morgan Stanley	(882)
1,490	IGM Biosciences Inc	Bank of America Merrill Lynch	(6,973)
2,839	IGM Biosciences Inc	Barclays Bank	454
1,334	IGM Biosciences Inc	HSBC	5,523
27,075	iHeartMedia Inc ' A'	Bank of America Merrill Lynch	(32,115)
17,695	iHeartMedia Inc ' A'	Barclays Bank	(4,247)
9,279	iHeartMedia Inc ' A'	HSBC	2,227
17,153	iHeartMedia Inc ' A'	Morgan Stanley	(4,263)
1,127	Illinois Tool Works Inc	Bank of America Merrill Lynch	(4,012)
5,866	Illinois Tool Works Inc	Barclays Bank	(26,104)
13,797	Illinois Tool Works Inc	Goldman Sachs	(49,117)
9,003	Illinois Tool Works Inc	HSBC	86,609
(1,216)	Illumina Inc	Bank of America Merrill Lynch	39,982
(5,533)	Illumina Inc	Barclays Bank	91,626
(6,533)	Illumina Inc	HSBC	81,206
(2,515)	Illumina Inc	Morgan Stanley	41,648
(21,789)	IMAX Corp	Barclays Bank	(37,259)
(8,160)	IMAX Corp	Goldman Sachs	(6,365)
(8,549)	IMAX Corp	Morgan Stanley	(14,619)
(72,163)	Immersion Corp	Bank of America Merrill Lynch	(23,092)
(83,329)	Immersion Corp	Barclays Bank	3,333
(46,639)	Immersion Corp	Goldman Sachs	(14,924)
4,085	Immuneering Corp ' A'	Barclays Bank	(1,389)
2,351	Immuneering Corp ' A'	Goldman Sachs	(2,539)
628	Immuneering Corp ' A'	HSBC	(1,846)
2,268	Immuneering Corp ' A'	Morgan Stanley	(771)
(22,416)	Immunic Inc	Bank of America Merrill Lynch	2,690
(1,232)	Immunic Inc	Barclays Bank	(62)
(4,227)	Immunic Inc	Goldman Sachs	507
(10,195)	ImmunityBio Inc	Bank of America Merrill Lynch	7,086
(9,590)	ImmunityBio Inc	Barclays Bank	336
(6,037)	ImmunityBio Inc	Goldman Sachs	4,196
(23,479)	ImmunityBio Inc	Morgan Stanley	822

保有高	銘柄	取引相手	未実現純評価益 ／(損) (米ドル)
米国 (続き)			
12,393	ImmunoGen Inc	Bank of America Merrill Lynch	682
3,572	ImmunoGen Inc	Barclays Bank	(804)
11,663	ImmunoGen Inc	Goldman Sachs	641
9,553	ImmunoGen Inc	HSBC	(6,066)
(21,061)	Immunovant Inc	Barclays Bank	(8,846)
(579)	Immunovant Inc	Goldman Sachs	52
627	Impel Pharmaceuticals Inc	Goldman Sachs	(251)
(981)	Impinj Inc	Barclays Bank	(4,787)
(2,716)	Inari Medical Inc	Bank of America Merrill Lynch	29,061
(10,616)	Inari Medical Inc	Barclays Bank	36,094
(22,364)	Inari Medical Inc	Goldman Sachs	233,828
(8,708)	Inari Medical Inc	HSBC	(35,149)
(830)	Incyte Corp	Bank of America Merrill Lynch	(905)
8,738	Incyte Corp	Barclays Bank	(3,408)
3,895	Incyte Corp	Goldman Sachs	4,908
(1,268)	Incyte Corp	Goldman Sachs	36
(551)	Incyte Corp	Morgan Stanley	215
(20,877)	Independence Realty Trust Inc (REIT)	Bank of America Merrill Lynch	12,943
(93,187)	Independence Realty Trust Inc (REIT)	Barclays Bank	21,433
(108,685)	Independence Realty Trust Inc (REIT)	Goldman Sachs	62,483
(56,426)	Independence Realty Trust Inc (REIT)	HSBC	(45,848)
(69,311)	Independence Realty Trust Inc (REIT)	Morgan Stanley	15,941
71,404	Independent Bank Corp	Bank of America Merrill Lynch	(47,127)
(18,766)	Independent Bank Corp	Barclays Bank	18,391
71,099	Independent Bank Corp	Barclays Bank	(40,526)
44,574	Independent Bank Corp	Goldman Sachs	(29,419)
(16,273)	Independent Bank Corp	Goldman Sachs	(22,945)
(19,626)	Independent Bank Corp	HSBC	(11,579)
40,969	Independent Bank Corp	Morgan Stanley	(23,352)
23,345	Independent Bank Group Inc	Goldman Sachs	(52,760)
(17,985)	indie Semiconductor Inc ' A'	Goldman Sachs	16,186
(29,938)	indie Semiconductor Inc ' A'	HSBC	(2,096)
(47,071)	indie Semiconductor Inc ' A'	Morgan Stanley	(941)
(8,003)	Indus Realty Trust Inc (REIT)	Bank of America Merrill Lynch	(68,266)
(15,535)	Indus Realty Trust Inc (REIT)	Goldman Sachs	(132,514)
(7,137)	Indus Realty Trust Inc (REIT)	HSBC	(76,009)
(1,695)	Indus Realty Trust Inc (REIT)	Morgan Stanley	(10,306)
(16,459)	Industrial Logistics Properties Trust (REIT)	Goldman Sachs	(1,646)
11,273	Infinera Corp	Goldman Sachs	(3,720)
359	Infinity Pharmaceuticals Inc	Barclays Bank	(3)
3,305	Infinity Pharmaceuticals Inc	HSBC	(2,280)
(3,031)	Informatica Inc ' A'	Bank of America Merrill Lynch	7,002
(2,102)	Informatica Inc ' A'	Barclays Bank	1,177
(3,073)	Informatica Inc ' A'	HSBC	5,439
(13,976)	Informatica Inc ' A'	Morgan Stanley	7,827

保有高	銘柄	取引相手	未実現純評価益 ／(損) (米ドル)
米国 (続き)			
20,621	Information Services Group Inc	Bank of America Merrill Lynch	(12,166)
23,730	Information Services Group Inc	Barclays Bank	(3,560)
12,243	Information Services Group Inc	Goldman Sachs	(7,223)
19,414	Information Services Group Inc	Morgan Stanley	(2,912)
(8,616)	InfuSystem Holdings Inc	Barclays Bank	(3,791)
(22,828)	InfuSystem Holdings Inc	Goldman Sachs	228
(4,079)	InfuSystem Holdings Inc	HSBC	1,836
(47,338)	Ingersoll Rand Inc	Barclays Bank	46,865
597	Ingersoll Rand Inc	Barclays Bank	(170)
(28,610)	Ingersoll Rand Inc	Goldman Sachs	77,533
3,313	Ingersoll Rand Inc	Goldman Sachs	(2,810)
(29,054)	Ingersoll Rand Inc	HSBC	(16,270)
5,679	Ingevity Corp	Bank of America Merrill Lynch	(17,094)
3,521	Ingevity Corp	Barclays Bank	(11,971)
4,345	Ingevity Corp	Goldman Sachs	(13,078)
2,461	Ingevity Corp	HSBC	2,682
2,516	Ingevity Corp	Morgan Stanley	(8,554)
(9,756)	Ingles Markets Inc ' A'	Barclays Bank	(22,244)
(1,029)	Ingles Markets Inc ' A'	Goldman Sachs	(3,375)
(1,488)	Ingles Markets Inc ' A'	HSBC	(10,104)
(5,360)	Ingredion Inc	Bank of America Merrill Lynch	(12,163)
397	Ingredion Inc	Bank of America Merrill Lynch	(93)
(1,719)	Ingredion Inc	Barclays Bank	2,218
3,305	Ingredion Inc	Goldman Sachs	(4,128)
1,332	Ingredion Inc	HSBC	(1,120)
(2,792)	Ingredion Inc	Morgan Stanley	3,602
(1,469)	Inhibrx Inc	Bank of America Merrill Lynch	5,479
(2,217)	Inhibrx Inc	HSBC	1,508
(16,904)	Innodata Inc	Bank of America Merrill Lynch	2,620
(13,471)	Innodata Inc	Barclays Bank	(1,819)
(3,851)	Innodata Inc	Goldman Sachs	597
(5,155)	Innospec Inc	Barclays Bank	20,620
(132)	Innospec Inc	Goldman Sachs	248
(2,140)	Innovage Holding Corp	Bank of America Merrill Lynch	1,819
(2,836)	Innovage Holding Corp	Barclays Bank	2,467
(15,897)	Innovage Holding Corp	Goldman Sachs	13,512
(9,044)	Innovage Holding Corp	HSBC	5,246
(16,514)	INNOVATE Corp	Bank of America Merrill Lynch	(1,817)
(48,441)	INNOVATE Corp	Barclays Bank	(4,360)
(10,836)	INNOVATE Corp	Goldman Sachs	(1,192)
(50,317)	Innovid Corp	Barclays Bank	19,624
(12,244)	Innoviva Inc	Bank of America Merrill Lynch	9,305
(44,253)	Innoviva Inc	Barclays Bank	36,287
(7,474)	Innoviva Inc	Goldman Sachs	5,680
(3,891)	Innoviva Inc	HSBC	1,634

保有高	銘柄	取引相手	未実現純評価益 ／(損) (米ドル)
米国 (続き)			
(2,917)	Innoviva Inc	Morgan Stanley	2,392
(4,462)	Inogen Inc	Barclays Bank	6,425
(3,704)	Inogen Inc	Goldman Sachs	2,667
(3,806)	Inogen Inc	HSBC	(3,920)
(14,072)	Inotiv Inc	Bank of America Merrill Lynch	30,564
(5,562)	Inotiv Inc	Barclays Bank	(612)
(9,213)	Inotiv Inc	Goldman Sachs	36,571
(26,917)	Inovio Pharmaceuticals Inc	Barclays Bank	4,441
(10,634)	Inovio Pharmaceuticals Inc	HSBC	2,499
6,273	Inozyme Pharma Inc	Barclays Bank	188
5,796	Inozyme Pharma Inc	Goldman Sachs	(927)
12,857	Inozyme Pharma Inc	Morgan Stanley	386
24,078	Inseego Corp	Bank of America Merrill Lynch	(7,103)
23,656	Inseego Corp	Barclays Bank	(1,538)
9,601	Inseego Corp	Goldman Sachs	(2,832)
5,733	Inseego Corp	HSBC	(889)
3,774	Inseego Corp	Morgan Stanley	(245)
13,401	Insight Enterprises Inc	Barclays Bank	(45,027)
6,760	Insight Enterprises Inc	Goldman Sachs	(4,529)
5,491	Insight Enterprises Inc	HSBC	18,944
13,440	Insmmed Inc	Bank of America Merrill Lynch	(7,930)
4,633	Insmmed Inc	Barclays Bank	(1,946)
17,894	Insmmed Inc	Goldman Sachs	(10,557)
3,070	Insmmed Inc	Morgan Stanley	(1,289)
21,420	Insperity Inc	Barclays Bank	(103,673)
14,910	Insperity Inc	Goldman Sachs	(10,437)
1,611	Insperity Inc	Morgan Stanley	(7,797)
(391)	Inspire Medical Systems Inc	Bank of America Merrill Lynch	(7,998)
655	Inspire Medical Systems Inc	Bank of America Merrill Lynch	13,257
(2,522)	Inspire Medical Systems Inc	Barclays Bank	(22,017)
520	Inspire Medical Systems Inc	Barclays Bank	4,540
(4,067)	Inspire Medical Systems Inc	Goldman Sachs	(82,210)
798	Inspire Medical Systems Inc	Goldman Sachs	16,152
(182)	Inspire Medical Systems Inc	HSBC	(5,646)
890	Inspire Medical Systems Inc	HSBC	27,608
242	Inspire Medical Systems Inc	Morgan Stanley	2,113
(11,770)	Inspired Entertainment Inc	Bank of America Merrill Lynch	5,650
(21,340)	Inspired Entertainment Inc	Barclays Bank	4,908
(3,804)	Inspired Entertainment Inc	Goldman Sachs	1,826
(7,973)	Inspired Entertainment Inc	HSBC	(15,547)
(11,359)	Inspired Entertainment Inc	Morgan Stanley	2,613
6,254	Installed Building Products Inc	Bank of America Merrill Lynch	(863)
3,451	Installed Building Products Inc	Barclays Bank	4,555
2,593	Installed Building Products Inc	Goldman Sachs	(4,823)
6,206	Installed Building Products Inc	HSBC	13,241

保有高	銘柄	取引相手	未実現純評価益 ／(損) (米ドル)
米国 (続き)			
3,770	Installed Building Products Inc	Morgan Stanley	4,976
(1,751)	Insteel Industries Inc	Bank of America Merrill Lynch	(1,663)
(12,217)	Insteel Industries Inc	Goldman Sachs	(11,606)
(10,714)	Insteel Industries Inc	HSBC	(27,749)
(14,517)	Instil Bio Inc	Barclays Bank	3,484
(2,304)	Instil Bio Inc	HSBC	2,580
(18,514)	Instructure Holdings Inc	Goldman Sachs	(13,145)
(1,047)	Insulet Corp	Barclays Bank	(2,445)
(960)	Insulet Corp	Goldman Sachs	13,061
(820)	Insulet Corp	HSBC	10,033
1,699	Intapp Inc	Barclays Bank	(289)
2,897	Intapp Inc	Goldman Sachs	(290)
1,816	Intapp Inc	HSBC	(763)
3,413	Intapp Inc	Morgan Stanley	(567)
(3,171)	Integer Holdings Corp	Bank of America Merrill Lynch	2,917
(7,777)	Integer Holdings Corp	Barclays Bank	9,255
(6,013)	Integer Holdings Corp	Goldman Sachs	5,532
(298)	Integer Holdings Corp	Morgan Stanley	355
7,922	Integra LifeSciences Holdings Corp	Bank of America Merrill Lynch	(2,614)
24,868	Integra LifeSciences Holdings Corp	Barclays Bank	(8,952)
15,604	Integra LifeSciences Holdings Corp	Morgan Stanley	(5,617)
9,631	Integral Ad Science Holding Corp	Bank of America Merrill Lynch	1,637
16,024	Integral Ad Science Holding Corp	Barclays Bank	1,602
29,343	Integral Ad Science Holding Corp	Goldman Sachs	4,988
11,047	Integral Ad Science Holding Corp	HSBC	26,844
9,510	Integral Ad Science Holding Corp	Morgan Stanley	951
27,045	Intel Corp	Bank of America Merrill Lynch	(58,022)
17,376	Intel Corp	Barclays Bank	(25,890)
56,663	Intel Corp	Goldman Sachs	(124,717)
32,244	Intel Corp	HSBC	(4,837)
832	Intel Corp	Morgan Stanley	(303)
1,165	Intellia Therapeutics Inc	Bank of America Merrill Lynch	(5,476)
4,470	Intellia Therapeutics Inc	Barclays Bank	(3,084)
5,446	Intellia Therapeutics Inc	Goldman Sachs	(25,596)
3,554	Intellia Therapeutics Inc	HSBC	(4,655)
1,119	Intellia Therapeutics Inc	Morgan Stanley	(772)
(8,246)	Intellicheck Inc	Bank of America Merrill Lynch	(742)
(56,390)	Intellicheck Inc	Barclays Bank	12,970
(8,306)	Inter Parfums Inc	Barclays Bank	2,243
(8,506)	Inter Parfums Inc	Goldman Sachs	(23,477)
(6,191)	Inter Parfums Inc	HSBC	(46,990)
570	Interactive Brokers Group Inc ' A'	Barclays Bank	1,305
(13,083)	Interactive Brokers Group Inc ' A'	HSBC	654
4,183	Interactive Brokers Group Inc ' A'	HSBC	16,817
1,065	Interactive Brokers Group Inc ' A'	Morgan Stanley	2,439

保有高	銘柄	取引相手	未実現純評価益 ／(損) (米ドル)
米国 (続き)			
15,184	Intercept Pharmaceuticals Inc	Barclays Bank	(8,048)
7,923	Intercept Pharmaceuticals Inc	Goldman Sachs	(9,587)
3,397	Intercept Pharmaceuticals Inc	Morgan Stanley	(1,800)
7,405	Intercontinental Exchange Inc	Barclays Bank	(8,811)
8,786	Intercontinental Exchange Inc	HSBC	47,532
12,639	Intercontinental Exchange Inc	Morgan Stanley	(15,040)
(1,574)	InterDigital Inc	Bank of America Merrill Lynch	3,904
(502)	InterDigital Inc	Goldman Sachs	1,245
(3,230)	InterDigital Inc	HSBC	1,660
(1,373)	InterDigital Inc	Morgan Stanley	1,799
(77,946)	Interface Inc	Barclays Bank	44,429
(12,955)	Interface Inc	Goldman Sachs	6,478
(7,201)	Interface Inc	HSBC	(1,224)
(26,353)	International Bancshares Corp	Barclays Bank	33,995
(34,199)	International Bancshares Corp	Goldman Sachs	27,701
(43,381)	International Bancshares Corp	HSBC	41,646
(10,960)	International Bancshares Corp	Morgan Stanley	14,138
(8,110)	International Business Machines Corp	Barclays Bank	20,762
(29,371)	International Business Machines Corp	Goldman Sachs	(64,616)
(5,308)	International Business Machines Corp	HSBC	(34,502)
(423)	International Flavors & Fragrances Inc	Bank of America Merrill Lynch	(1,475)
(3,856)	International Flavors & Fragrances Inc	Barclays Bank	(7,519)
(8,940)	International Flavors & Fragrances Inc	Goldman Sachs	(34,508)
(14,051)	International Flavors & Fragrances Inc	HSBC	(145,568)
(4,792)	International Flavors & Fragrances Inc	Morgan Stanley	(9,344)
35,281	International Game Technology Plc	Barclays Bank	(12,701)
34,054	International Game Technology Plc	Goldman Sachs	(37,800)
11,233	International Game Technology Plc	HSBC	(6,740)
13,001	International Game Technology Plc	Morgan Stanley	(4,681)
(17,732)	International Money Express Inc	Goldman Sachs	(10,974)
17,236	International Paper Co	Bank of America Merrill Lynch	(12,607)
3,242	International Paper Co	Barclays Bank	(3,210)
13,458	International Paper Co	Goldman Sachs	(10,356)
10,387	International Paper Co	HSBC	17,685
30,759	International Paper Co	Morgan Stanley	(30,451)
(1,308)	Interpublic Group of Cos Inc	Barclays Bank	510
32,886	Interpublic Group of Cos Inc	Goldman Sachs	16,772
10,439	Interpublic Group of Cos Inc	HSBC	31,943
(7,022)	Interpublic Group of Cos Inc	HSBC	(3,852)
(740)	Interpublic Group of Cos Inc	Morgan Stanley	289
(11,764)	Intevac Inc	Bank of America Merrill Lynch	(5,882)
(782)	Intevac Inc	Barclays Bank	94
(30,794)	Intevac Inc	Goldman Sachs	(15,397)
(900)	Intevac Inc	HSBC	(576)
658	Intra-Cellular Therapies Inc	Bank of America Merrill Lynch	766

保有高	銘柄	取引相手	未実現純評価益 ／(損) (米ドル)
米国 (続き)			
4,575	Intra-Cellular Therapies Inc	Barclays Bank	1,647
(5,137)	Intra-Cellular Therapies Inc	Goldman Sachs	(13,202)
4,781	Intra-Cellular Therapies Inc	HSBC	3,586
2,429	Intra-Cellular Therapies Inc	Morgan Stanley	875
(1,626)	Intrepid Potash Inc	Bank of America Merrill Lynch	6,488
(3,898)	Intrepid Potash Inc	Barclays Bank	5,379
(2,681)	Intrepid Potash Inc	HSBC	5,201
(596)	Intrepid Potash Inc	Morgan Stanley	822
1,189	Intuit Inc	Bank of America Merrill Lynch	(26,498)
1,749	Intuit Inc	Barclays Bank	(15,618)
4,095	Intuit Inc	Goldman Sachs	(86,395)
1,638	Intuit Inc	HSBC	1,238
889	Intuit Inc	Morgan Stanley	(7,939)
(350)	Intuitive Surgical Inc	Bank of America Merrill Lynch	700
(8,321)	Intuitive Surgical Inc	Barclays Bank	5,991
(4,515)	Intuitive Surgical Inc	Goldman Sachs	9,030
(4,957)	Intuitive Surgical Inc	HSBC	(106,476)
(1,556)	Intuitive Surgical Inc	Morgan Stanley	1,120
4,910	InvenTrust Properties Corp (REIT)	Barclays Bank	(393)
25,428	InvenTrust Properties Corp (REIT)	HSBC	(12,714)
22,387	Invesco Ltd	Goldman Sachs	(19,253)
(19,156)	Invesco Mortgage Capital Inc (REIT)	Bank of America Merrill Lynch	9,386
10,705	Investar Holding Corp	Barclays Bank	1,071
10,254	Investar Holding Corp	Goldman Sachs	(2,461)
29,512	Investar Holding Corp	HSBC	9,739
5,910	Investar Holding Corp	Morgan Stanley	591
336	Investors Title Co	Bank of America Merrill Lynch	(1,804)
977	Investors Title Co	Barclays Bank	(1,905)
5,531	Investors Title Co	Goldman Sachs	(29,701)
1,396	Investors Title Co	HSBC	2,094
692	Investors Title Co	Morgan Stanley	(1,349)
11,574	Invitae Corp	Bank of America Merrill Lynch	(10,069)
19,377	Invitae Corp	Barclays Bank	1,550
26,102	Invitae Corp	Goldman Sachs	(22,709)
23,821	Invitae Corp	HSBC	7,147
5,210	Invitae Corp	Morgan Stanley	417
(79,167)	Invitation Homes Inc (REIT)	Barclays Bank	1,584
(115,072)	Invitation Homes Inc (REIT)	HSBC	(166,854)
(1,780)	Ionis Pharmaceuticals Inc	Bank of America Merrill Lynch	7,583
(7,480)	Ionis Pharmaceuticals Inc	Barclays Bank	21,991
(3,608)	Ionis Pharmaceuticals Inc	Goldman Sachs	15,370
(23,605)	IonQ Inc	Barclays Bank	(1,534)
(24,460)	IonQ Inc	HSBC	1,101
(37,403)	IonQ Inc	Morgan Stanley	(2,431)
16,899	Iovance Biotherapeutics Inc	Bank of America Merrill Lynch	(23,574)

保有高	銘柄	取引相手	未実現純評価益 ／(損) (米ドル)
米国 (続き)			
(16,069)	Iovance Biotherapeutics Inc	Bank of America Merrill Lynch	22,416
(10,301)	Iovance Biotherapeutics Inc	Barclays Bank	1,288
(7,715)	Iovance Biotherapeutics Inc	Goldman Sachs	10,762
3,655	Iovance Biotherapeutics Inc	HSBC	(7,767)
(8,994)	Iovance Biotherapeutics Inc	HSBC	19,112
(4,624)	Iovance Biotherapeutics Inc	Morgan Stanley	578
(1,790)	IPG Photonics Corp	Bank of America Merrill Lynch	16,003
(3,450)	IPG Photonics Corp	Barclays Bank	13,766
(4,349)	IPG Photonics Corp	Goldman Sachs	38,880
(4,754)	IPG Photonics Corp	HSBC	(6,746)
(6,238)	IPG Photonics Corp	Morgan Stanley	24,890
(984)	IQVIA Holdings Inc	Bank of America Merrill Lynch	11,464
(11,216)	IQVIA Holdings Inc	Barclays Bank	36,339
(1,136)	IQVIA Holdings Inc	Goldman Sachs	13,234
(3,408)	IQVIA Holdings Inc	HSBC	(17,715)
4,757	iRadimed Corp	Barclays Bank	(3,948)
1,073	iRadimed Corp	Goldman Sachs	(397)
(1,354)	iRhythm Technologies Inc	Bank of America Merrill Lynch	4,604
(947)	iRhythm Technologies Inc	Barclays Bank	(2,576)
(3,430)	iRhythm Technologies Inc	Goldman Sachs	6,946
(3,618)	iRhythm Technologies Inc	HSBC	(29,306)
(1,075)	iRhythm Technologies Inc	Morgan Stanley	(2,924)
27,645	Iridium Communications Inc	Barclays Bank	(6,217)
3,412	Iridium Communications Inc	Goldman Sachs	(673)
10,170	Iridium Communications Inc	HSBC	(7,831)
(18,665)	Iron Mountain Inc (REIT)	Barclays Bank	(17,545)
(4,132)	Iron Mountain Inc (REIT)	Goldman Sachs	(5,454)
(9,888)	Iron Mountain Inc (REIT)	HSBC	(33,619)
(7,109)	Iron Mountain Inc (REIT)	Morgan Stanley	(6,108)
50,543	Ironwood Pharmaceuticals Inc	Barclays Bank	18,954
35,563	Ironwood Pharmaceuticals Inc	Goldman Sachs	16,537
10,912	Ironwood Pharmaceuticals Inc	HSBC	1,800
(5,379)	iStar Inc (REIT)	Bank of America Merrill Lynch	18,773
(56,917)	iStar Inc (REIT)	Barclays Bank	183,842
(68,269)	iStar Inc (REIT)	HSBC	187,057
(15,119)	iStar Inc (REIT)	Morgan Stanley	48,834
4,352	iTeos Therapeutics Inc	Bank of America Merrill Lynch	(6,006)
8,142	iTeos Therapeutics Inc	Barclays Bank	(5,455)
1,266	iTeos Therapeutics Inc	Goldman Sachs	(1,747)
3,282	iTeos Therapeutics Inc	HSBC	755
189	iTeos Therapeutics Inc	Morgan Stanley	(127)
(44,244)	Iteris Inc	Bank of America Merrill Lynch	9,070
(9,336)	Iteris Inc	Goldman Sachs	1,914
(17,355)	Iteris Inc	Morgan Stanley	3,037
(2,261)	Itron Inc	Bank of America Merrill Lynch	8,411

保有高	銘柄	取引相手	未実現純評価益 ／(損) (米ドル)
米国 (続き)			
3,581	Itron Inc	Barclays Bank	(8,165)
(1,063)	Itron Inc	Barclays Bank	2,424
(8,138)	Itron Inc	Goldman Sachs	30,273
636	Itron Inc	HSBC	204
(2,207)	Itron Inc	Morgan Stanley	5,032
(3,019)	ITT Inc	Bank of America Merrill Lynch	8,258
21,381	ITT Inc	Barclays Bank	(70,985)
(9,145)	ITT Inc	Barclays Bank	30,361
17,785	ITT Inc	Goldman Sachs	(49,620)
(4,813)	ITT Inc	Goldman Sachs	9,689
(4,536)	ITT Inc	HSBC	13,068
(2,146)	ITT Inc	Morgan Stanley	7,125
20,262	Ivanhoe Electric Inc / US	Goldman Sachs	(47,616)
6,722	Ivanhoe Electric Inc / US	HSBC	(5,915)
(1,263)	IVERIC bio Inc	Barclays Bank	(2,905)
(16,223)	IVERIC bio Inc	Goldman Sachs	(81,277)
(1,029)	IVERIC bio Inc	Morgan Stanley	(2,367)
1,249	J & J Snack Foods Corp	Barclays Bank	(2,610)
6,644	J & J Snack Foods Corp	Goldman Sachs	51,425
1,354	J M Smucker Co	Bank of America Merrill Lynch	14,082
4,338	J M Smucker Co	Barclays Bank	7,158
(10,993)	J M Smucker Co	Barclays Bank	(18,138)
5,989	J M Smucker Co	Goldman Sachs	56,703
(1,289)	J M Smucker Co	Goldman Sachs	(13,406)
3,189	J M Smucker Co	HSBC	934
(2,766)	J M Smucker Co	HSBC	(3,015)
3,984	J M Smucker Co	Morgan Stanley	6,574
9,985	Jabil Inc	Bank of America Merrill Lynch	14,227
18,477	Jabil Inc	Barclays Bank	(36,584)
30,164	Jabil Inc	Goldman Sachs	44,642
29,140	Jabil Inc	HSBC	139,993
9,298	Jabil Inc	Morgan Stanley	(18,410)
(738)	Jack Henry & Associates Inc	Bank of America Merrill Lynch	296
(1,344)	Jack Henry & Associates Inc	Goldman Sachs	(6,565)
(8,128)	Jack Henry & Associates Inc	HSBC	(42,546)
652	Jack Henry & Associates Inc	HSBC	3,355
(688)	Jack Henry & Associates Inc	Morgan Stanley	1,964
(4,623)	Jack in the Box Inc	Bank of America Merrill Lynch	72,257
(8,667)	Jack in the Box Inc	Barclays Bank	(5,027)
(8,168)	Jack in the Box Inc	Goldman Sachs	127,666
3,461	Jackson Financial Inc ' A'	Goldman Sachs	(2,635)
1,573	Jackson Financial Inc ' A'	HSBC	(1,467)
4,770	Jacobs Solutions Inc	Barclays Bank	(7,402)
4,435	Jacobs Solutions Inc	Goldman Sachs	(11,454)
(7,137)	Jacobs Solutions Inc	HSBC	(16,344)

保有高	銘柄	取引相手	未実現純評価益 ／(損) (米ドル)
米国 (続き)			
1,590	Jacobs Solutions Inc	HSBC	(2,387)
973	JAKKS Pacific Inc	Barclays Bank	548
3,594	JAKKS Pacific Inc	HSBC	863
1,250	JAKKS Pacific Inc	Morgan Stanley	1,125
(25,922)	James River Group Holdings Ltd	Barclays Bank	6,740
(5,108)	James River Group Holdings Ltd	Goldman Sachs	5,414
(6,707)	James River Group Holdings Ltd	HSBC	1,073
13,439	Jamf Holding Corp	Bank of America Merrill Lynch	(44,819)
18,181	Jamf Holding Corp	Barclays Bank	(2,818)
16,976	Jamf Holding Corp	Goldman Sachs	(56,615)
21,325	Jamf Holding Corp	HSBC	(26,763)
8,546	Jamf Holding Corp	Morgan Stanley	(1,325)
(42,263)	Janus Henderson Group Plc	Barclays Bank	19,441
(35,408)	Janus Henderson Group Plc	Goldman Sachs	46,384
2,798	Janus International Group Inc	Bank of America Merrill Lynch	(392)
2,427	Janus International Group Inc	Goldman Sachs	(340)
6,519	Janus International Group Inc	HSBC	13,168
3,477	Janus International Group Inc	Morgan Stanley	(35)
(1,587)	Janux Therapeutics Inc	Barclays Bank	1,111
5,821	Jasper Therapeutics Inc	Goldman Sachs	(297)
1,193	Jasper Therapeutics Inc	HSBC	(89)
(903)	Jazz Pharmaceuticals Plc	Bank of America Merrill Lynch	(6,989)
(2,283)	Jazz Pharmaceuticals Plc	Barclays Bank	(6,781)
(526)	Jazz Pharmaceuticals Plc	Goldman Sachs	(4,071)
(1,070)	Jazz Pharmaceuticals Plc	HSBC	(12,416)
(364)	Jazz Pharmaceuticals Plc	Morgan Stanley	(1,081)
6,134	JB Hunt Transport Services Inc	Barclays Bank	17,911
(548)	JB Hunt Transport Services Inc	Goldman Sachs	5,135
(797)	JB Hunt Transport Services Inc	HSBC	979
(19,667)	JBG SMITH Properties (REIT)	Bank of America Merrill Lynch	(10,620)
(44,377)	JBG SMITH Properties (REIT)	Barclays Bank	(4,438)
(60,268)	JBG SMITH Properties (REIT)	Goldman Sachs	(32,544)
(32,442)	JBG SMITH Properties (REIT)	HSBC	(36,984)
(17,062)	JBG SMITH Properties (REIT)	Morgan Stanley	(1,706)
63,123	Jefferies Financial Group Inc	Barclays Bank	(53,655)
16,052	Jefferies Financial Group Inc	Goldman Sachs	(14,286)
12,974	Jefferies Financial Group Inc	HSBC	28,039
13,709	Jefferies Financial Group Inc	Morgan Stanley	(11,653)
20,698	JELD-WEN Holding Inc	Barclays Bank	1,035
18,475	JELD-WEN Holding Inc	Goldman Sachs	(9,053)
6,281	JetBlue Airways Corp	Barclays Bank	(911)
177,830	JetBlue Airways Corp	Goldman Sachs	(105,809)
139,317	JetBlue Airways Corp	HSBC	(6,269)
36,368	JetBlue Airways Corp	Morgan Stanley	(5,273)
12,091	Joby Aviation Inc	Barclays Bank	(121)

保有高	銘柄	取引相手	未実現純評価益 ／(損) (米ドル)
米国 (続き)			
(24,994)	Joby Aviation Inc	Barclays Bank	250
12,616	Joby Aviation Inc	Goldman Sachs	(5,930)
3,592	John B Sanfilippo & Son Inc	Barclays Bank	(16,631)
8,474	John B Sanfilippo & Son Inc	Goldman Sachs	(1,271)
(1,035)	John Bean Technologies Corp	Bank of America Merrill Lynch	3,633
(3,747)	John Bean Technologies Corp	Barclays Bank	12,852
(6,046)	John Bean Technologies Corp	Goldman Sachs	21,221
(5,875)	John Bean Technologies Corp	HSBC	21,972
(1,262)	John Bean Technologies Corp	Morgan Stanley	4,329
(8,479)	John Marshall Bancorp Inc	Barclays Bank	1,526
(5,864)	John Marshall Bancorp Inc	HSBC	(1,642)
(862)	John Marshall Bancorp Inc	Morgan Stanley	155
(1,163)	John Wiley & Sons Inc ' A'	Bank of America Merrill Lynch	1,372
(4,829)	John Wiley & Sons Inc ' A'	Barclays Bank	7,726
(1,524)	John Wiley & Sons Inc ' A'	Goldman Sachs	1,798
(1,130)	John Wiley & Sons Inc ' A'	HSBC	(2,579)
(1,647)	John Wiley & Sons Inc ' A'	Morgan Stanley	2,635
7,111	Johnson & Johnson	Bank of America Merrill Lynch	25,173
4,477	Johnson & Johnson	Barclays Bank	(3,985)
(2,110)	Johnson & Johnson	Barclays Bank	1,878
3,834	Johnson & Johnson	Goldman Sachs	13,572
(1,123)	Johnson & Johnson	Goldman Sachs	1,048
3,430	Johnson & Johnson	HSBC	7,169
(14,136)	Johnson Controls International Plc	Goldman Sachs	17,529
13,845	Johnson Controls International Plc	Goldman Sachs	(14,527)
2,997	Johnson Outdoors Inc ' A'	Barclays Bank	(929)
7,424	Johnson Outdoors Inc ' A'	HSBC	16,778
(5,367)	Joint Corp	Barclays Bank	429
(4,855)	Joint Corp	Goldman Sachs	4,078
(1,957)	Joint Corp	HSBC	(1,018)
(3,242)	Joint Corp	Morgan Stanley	259
(2,543)	Jones Lang LaSalle Inc	Barclays Bank	6,078
1,396	Jones Lang LaSalle Inc	Goldman Sachs	(1,759)
2,511	Jones Lang LaSalle Inc	HSBC	27,922
2,184	Jounce Therapeutics Inc	Bank of America Merrill Lynch	(381)
26,666	Jounce Therapeutics Inc	Barclays Bank	(1,723)
9,633	Jounce Therapeutics Inc	Goldman Sachs	(1,682)
2,805	Jounce Therapeutics Inc	Morgan Stanley	(181)
1,616	JPMorgan Chase & Co	Barclays Bank	(1,535)
(10,644)	JPMorgan Chase & Co	Barclays Bank	11,836
(4,779)	JPMorgan Chase & Co	Goldman Sachs	(6,163)
(889)	JPMorgan Chase & Co	HSBC	(1,034)
30,350	Juniper Networks Inc	Barclays Bank	(6,677)
158,917	Juniper Networks Inc	Goldman Sachs	247,911
(6,089)	Juniper Networks Inc	Goldman Sachs	(9,499)

保有高	銘柄	取引相手	未実現純評価益 ／(損) (米ドル)
	米国 (続き)		
375	Kadant Inc	Bank of America Merrill Lynch	1,114
776	Kadant Inc	Goldman Sachs	2,305
657	Kadant Inc	HSBC	7,851
(450)	Kaiser Aluminum Corp	Barclays Bank	324
(4,059)	Kaiser Aluminum Corp	Goldman Sachs	27,520
16,855	Kaleyra Inc	Barclays Bank	(2,697)
(1,775)	KalVista Pharmaceuticals Inc	Barclays Bank	89
(34,475)	KalVista Pharmaceuticals Inc	Goldman Sachs	345
(2,833)	KalVista Pharmaceuticals Inc	HSBC	368
(3,115)	Kaman Corp	Bank of America Merrill Lynch	1,028
(11,854)	Kaman Corp	Barclays Bank	6,904
(12,136)	Kaman Corp	Goldman Sachs	4,005
(8,639)	Kaman Corp	Morgan Stanley	5,246
(5,331)	KAR Auction Services Inc	Bank of America Merrill Lynch	10,182
(13,571)	KAR Auction Services Inc	Barclays Bank	11,807
(31,910)	KAR Auction Services Inc	Goldman Sachs	60,948
(35,126)	KAR Auction Services Inc	HSBC	14,050
(3,392)	KAR Auction Services Inc	Morgan Stanley	2,951
34,705	Karat Packaging Inc	Barclays Bank	(19,435)
5,240	Karat Packaging Inc	Goldman Sachs	(3,092)
8,602	Karat Packaging Inc	Morgan Stanley	(4,817)
(1,973)	Karuna Therapeutics Inc	Barclays Bank	3,650
(3,527)	Karuna Therapeutics Inc	Goldman Sachs	2,716
(2,043)	Karuna Therapeutics Inc	HSBC	(18,244)
(1,205)	Karuna Therapeutics Inc	Morgan Stanley	2,230
40,055	Karyopharm Therapeutics Inc	Barclays Bank	12,617
9,168	Karyopharm Therapeutics Inc	Goldman Sachs	(4,538)
4,920	Karyopharm Therapeutics Inc	Morgan Stanley	1,550
(52,002)	KB Home	Barclays Bank	14,560
(25,323)	KB Home	Goldman Sachs	17,473
(42,884)	KB Home	HSBC	(81,480)
10,098	KBR Inc	Bank of America Merrill Lynch	15,854
4,686	KBR Inc	Barclays Bank	(2,812)
16,459	KBR Inc	Goldman Sachs	25,840
49,626	KBR Inc	HSBC	(5,891)
(203,187)	Kearny Financial Corp	Barclays Bank	36,574
(167,164)	Kearny Financial Corp	Goldman Sachs	38,448
(42,623)	Kearny Financial Corp	HSBC	(6,393)
1,139	Kellogg Co	Bank of America Merrill Lynch	1,502
30,808	Kellogg Co	Barclays Bank	(10,166)
2,607	Kellogg Co	Goldman Sachs	(1,279)
6,948	Kellogg Co	HSBC	2,813
1,805	Kellogg Co	Morgan Stanley	(997)
19,689	Kelly Services Inc ' A'	Bank of America Merrill Lynch	(11,026)
8,306	Kelly Services Inc ' A'	Barclays Bank	(7,060)

保有高	銘柄	取引相手	未実現純評価益 ／(損) (米ドル)
米国 (続き)			
1,323	Kelly Services Inc ' A'	Goldman Sachs	(741)
26,191	Kelly Services Inc ' A'	HSBC	8,119
1,085	Kelly Services Inc ' A'	Morgan Stanley	(922)
(643)	Kemper Corp	Bank of America Merrill Lynch	(1,119)
(15,652)	Kemper Corp	Goldman Sachs	(27,235)
(6,063)	Kemper Corp	HSBC	(2,668)
(2,087)	Kemper Corp	Morgan Stanley	(2,170)
(10,099)	KemPharm Inc	Goldman Sachs	(2,121)
(6,894)	KemPharm Inc	HSBC	6,756
(6,445)	KemPharm Inc	Morgan Stanley	838
40,115	Kennametal Inc	Barclays Bank	(42,923)
8,534	Kennedy-Wilson Holdings Inc	Barclays Bank	(3,584)
104,179	Kennedy-Wilson Holdings Inc	Goldman Sachs	(57,298)
(74)	Keros Therapeutics Inc	Bank of America Merrill Lynch	(233)
(2,120)	Keros Therapeutics Inc	Barclays Bank	1,484
(6,491)	Keros Therapeutics Inc	Goldman Sachs	(20,447)
(16,614)	Keurig Dr Pepper Inc	Barclays Bank	5,565
(50,386)	Keurig Dr Pepper Inc	Goldman Sachs	(70,792)
7,536	Key Tronic Corp	Bank of America Merrill Lynch	(226)
168,473	KeyCorp	Barclays Bank	(171,843)
63,536	KeyCorp	Goldman Sachs	(81,961)
(4,103)	Keysight Technologies Inc	Barclays Bank	5,744
(10,831)	Keysight Technologies Inc	Goldman Sachs	(4,332)
(18,478)	Kezar Life Sciences Inc	Goldman Sachs	5,359
(9,538)	Kezar Life Sciences Inc	HSBC	(6,963)
(2,654)	Kezar Life Sciences Inc	Morgan Stanley	(318)
7,231	Kforce Inc	Barclays Bank	(31,455)
14,948	Kforce Inc	Goldman Sachs	(35,726)
1,079	Kilroy Realty Corp (REIT)	Bank of America Merrill Lynch	(506)
27,352	Kilroy Realty Corp (REIT)	Barclays Bank	(6,838)
18,115	Kilroy Realty Corp (REIT)	Goldman Sachs	(16,980)
16,958	Kilroy Realty Corp (REIT)	HSBC	(12,397)
25,432	Kilroy Realty Corp (REIT)	Morgan Stanley	(6,018)
(8,246)	Kimball Electronics Inc	Barclays Bank	3,958
(28,016)	Kimball Electronics Inc	Goldman Sachs	3,922
(3,899)	Kimball Electronics Inc	HSBC	(3,314)
27,450	Kimball International Inc ' B'	Barclays Bank	(14,137)
59,249	Kimball International Inc ' B'	Goldman Sachs	(32,291)
(31,550)	Kimberly-Clark Corp	Barclays Bank	48,587
(21,045)	Kimberly-Clark Corp	Goldman Sachs	(111,539)
2,645	Kimberly-Clark Corp	Goldman Sachs	14,019
(162)	Kimberly-Clark Corp	Morgan Stanley	249
(5,039)	Kimco Realty Corp (REIT)	Bank of America Merrill Lynch	(1,612)
10,162	Kimco Realty Corp (REIT)	Bank of America Merrill Lynch	3,252
(26,507)	Kimco Realty Corp (REIT)	Barclays Bank	9,277

保有高	銘柄	取引相手	未実現純評価益 ／(損) (米ドル)
米国 (続き)			
(59,868)	Kimco Realty Corp (REIT)	Goldman Sachs	(19,158)
(30,125)	Kimco Realty Corp (REIT)	HSBC	(39,163)
(43,491)	Kimco Realty Corp (REIT)	Morgan Stanley	15,222
11,094	Kimco Realty Corp (REIT)	Morgan Stanley	(3,883)
(65,575)	Kinder Morgan Inc	Bank of America Merrill Lynch	(16,722)
(41,433)	Kinder Morgan Inc	Barclays Bank	(8,079)
(15,572)	Kinder Morgan Inc	Goldman Sachs	(3,971)
(138,427)	Kinder Morgan Inc	HSBC	(83,748)
(57,858)	Kinder Morgan Inc	Morgan Stanley	(11,282)
(7,841)	Kinetik Holdings Inc	Barclays Bank	(8,860)
(31,674)	Kinetik Holdings Inc	Goldman Sachs	37,059
(8,395)	Kinetik Holdings Inc	Morgan Stanley	(9,486)
11,648	Kiniksa Pharmaceuticals Ltd ' A'	Barclays Bank	4,543
23,923	Kiniksa Pharmaceuticals Ltd ' A'	Goldman Sachs	11,722
14,185	Kinnate Biopharma Inc	Barclays Bank	(4,397)
6,656	Kinnate Biopharma Inc	Goldman Sachs	(16,241)
5,764	Kinnate Biopharma Inc	HSBC	(5,072)
(172)	Kinsale Capital Group Inc	Bank of America Merrill Lynch	(2,279)
402	Kinsale Capital Group Inc	Bank of America Merrill Lynch	424
(3,693)	Kinsale Capital Group Inc	Barclays Bank	40,106
529	Kinsale Capital Group Inc	Barclays Bank	(5,745)
(1,072)	Kinsale Capital Group Inc	Goldman Sachs	(14,204)
642	Kinsale Capital Group Inc	Goldman Sachs	8,507
(343)	Kinsale Capital Group Inc	HSBC	(4,313)
(694)	Kinsale Capital Group Inc	Morgan Stanley	7,537
814	Kirby Corp	Bank of America Merrill Lynch	(855)
3,392	Kirby Corp	Barclays Bank	(5,054)
1,923	Kirby Corp	Goldman Sachs	855
3,786	Kirby Corp	HSBC	(5,021)
479	Kirby Corp	Morgan Stanley	(714)
(8,597)	Kirkland' s Inc	Bank of America Merrill Lynch	5,502
(18,592)	Kirkland' s Inc	Barclays Bank	(930)
(8,172)	Kirkland' s Inc	Goldman Sachs	5,230
(7,332)	Kirkland' s Inc	HSBC	73
(15,272)	Kite Realty Group Trust (REIT)	Bank of America Merrill Lynch	(5,756)
(36,175)	Kite Realty Group Trust (REIT)	Barclays Bank	(1,085)
18,430	Kite Realty Group Trust (REIT)	Barclays Bank	553
(70,192)	Kite Realty Group Trust (REIT)	Goldman Sachs	(24,619)
24,542	Kite Realty Group Trust (REIT)	Goldman Sachs	8,590
(22,183)	Kite Realty Group Trust (REIT)	HSBC	(35,712)
(29,376)	Kite Realty Group Trust (REIT)	Morgan Stanley	(882)
(587)	KKR & Co Inc	Bank of America Merrill Lynch	2,460
(36,375)	KKR & Co Inc	Barclays Bank	68,021
(546)	KKR Real Estate Finance Trust Inc (REIT)	Bank of America Merrill Lynch	382
(39,595)	KKR Real Estate Finance Trust Inc (REIT)	Barclays Bank	9,899

保有高	銘柄	取引相手	未実現純評価益 ／(損) (米ドル)
米国 (続き)			
(109,564)	KKR Real Estate Finance Trust Inc (REIT)	Goldman Sachs	76,695
(67,777)	KKR Real Estate Finance Trust Inc (REIT)	HSBC	50,155
2,271	KLA Corp	Barclays Bank	(19,780)
(5,339)	KLA Corp	Goldman Sachs	64,495
906	KLA Corp	Morgan Stanley	(7,891)
(9,098)	KLX Energy Services Holdings Inc	Bank of America Merrill Lynch	17,559
5,512	Knight-Swift Transportation Holdings Inc	Barclays Bank	6,614
16,311	Knight-Swift Transportation Holdings Inc	Goldman Sachs	(29,687)
7,317	Knight-Swift Transportation Holdings Inc	Morgan Stanley	8,780
87,589	Knowles Corp	Barclays Bank	(5,255)
42,047	Knowles Corp	Goldman Sachs	(23,546)
6,641	Kodiak Sciences Inc	Bank of America Merrill Lynch	(5,014)
19,139	Kodiak Sciences Inc	Barclays Bank	(4,880)
3,889	Kodiak Sciences Inc	Goldman Sachs	(2,936)
21,825	Kodiak Sciences Inc	HSBC	8,839
(2,065)	Kohl' s Corp	Bank of America Merrill Lynch	568
(15,365)	Kohl' s Corp	Barclays Bank	6,684
(1,726)	Kohl' s Corp	Goldman Sachs	475
(1,605)	Kohl' s Corp	HSBC	(4,775)
(15,568)	Kohl' s Corp	Morgan Stanley	5,678
(6,517)	Kontoor Brands Inc	Barclays Bank	5,930
(5,093)	Kontoor Brands Inc	Goldman Sachs	1,222
(4,449)	Kontoor Brands Inc	HSBC	(30,851)
(3,108)	Kontoor Brands Inc	Morgan Stanley	2,828
(13,095)	Koppers Holdings Inc	Barclays Bank	12,571
(29,256)	Koppers Holdings Inc	Goldman Sachs	(29,841)
(3,642)	Koppers Holdings Inc	HSBC	(5,645)
(14,329)	Koppers Holdings Inc	Morgan Stanley	13,756
5,280	KORE Group Holdings Inc	Barclays Bank	264
14,530	KORE Group Holdings Inc	Goldman Sachs	(4,795)
15,656	KORE Group Holdings Inc	HSBC	(10,646)
4,626	KORE Group Holdings Inc	Morgan Stanley	231
32	Korn Ferry	Bank of America Merrill Lynch	(80)
6,695	Korn Ferry	Goldman Sachs	(16,671)
17,697	Korn Ferry	HSBC	13,096
(49,825)	KORU Medical Systems Inc	Bank of America Merrill Lynch	3,488
(3,548)	KORU Medical Systems Inc	Morgan Stanley	(106)
(607)	Kosmos Energy Ltd	Bank of America Merrill Lynch	237
(81,466)	Kosmos Energy Ltd	Barclays Bank	2,444
(32,497)	Kosmos Energy Ltd	HSBC	23,073
(16,332)	Kraft Heinz Co	Bank of America Merrill Lynch	(21,831)
(2,810)	Kraft Heinz Co	Barclays Bank	1,377
(24,848)	Kraft Heinz Co	Goldman Sachs	(35,533)
(63,343)	Kraft Heinz Co	HSBC	(25,132)
(24,769)	Kraft Heinz Co	Morgan Stanley	12,137

保有高	銘柄	取引相手	未実現純評価益 ／(損) (米ドル)
	米国 (続き)		
8,533	Kratos Defense & Security Solutions Inc	Barclays Bank	(853)
38,303	Kratos Defense & Security Solutions Inc	Goldman Sachs	(60,902)
51,761	Kratos Defense & Security Solutions Inc	HSBC	(84,888)
(36,899)	Krispy Kreme Inc	HSBC	(28,043)
(66,663)	Krispy Kreme Inc	Morgan Stanley	33,331
2,389	Kroger Co	Bank of America Merrill Lynch	5,089
22,211	Kroger Co	Barclays Bank	20,434
(9,650)	Kroger Co	Barclays Bank	(8,878)
12,713	Kroger Co	Goldman Sachs	27,079
(2,032)	Kroger Co	Goldman Sachs	(1,685)
2,872	Kronos Bio Inc	Bank of America Merrill Lynch	(1,867)
16,128	Kronos Bio Inc	Barclays Bank	(4,355)
14,669	Kronos Bio Inc	Goldman Sachs	(9,535)
13,420	Kronos Bio Inc	HSBC	(11,004)
37,219	Kronos Bio Inc	Morgan Stanley	(10,049)
(18,504)	Kronos Worldwide Inc	Barclays Bank	16,654
(9,005)	Kronos Worldwide Inc	HSBC	4,232
(2,896)	Krystal Biotech Inc	Bank of America Merrill Lynch	(1,853)
(3,376)	Krystal Biotech Inc	Barclays Bank	(2,768)
(4,305)	Krystal Biotech Inc	Goldman Sachs	(3,163)
(7,665)	Krystal Biotech Inc	HSBC	7,895
(1,761)	Krystal Biotech Inc	Morgan Stanley	(1,444)
(5,684)	Kulicke & Soffa Industries Inc	Bank of America Merrill Lynch	12,903
(6,594)	Kulicke & Soffa Industries Inc	Barclays Bank	9,759
(8,805)	Kulicke & Soffa Industries Inc	Goldman Sachs	19,987
2,448	Kura Oncology Inc	Bank of America Merrill Lynch	(49)
5,588	Kura Oncology Inc	Barclays Bank	(335)
6,209	Kura Oncology Inc	Goldman Sachs	(124)
3,744	Kura Oncology Inc	HSBC	7,488
(295)	Kura Sushi USA Inc ' A'	Bank of America Merrill Lynch	91
(1,748)	Kura Sushi USA Inc ' A'	Barclays Bank	(1,433)
(809)	Kura Sushi USA Inc ' A'	Goldman Sachs	251
(2,252)	Kura Sushi USA Inc ' A'	HSBC	1,621
(447)	Kura Sushi USA Inc ' A'	Morgan Stanley	(367)
3,795	KVH Industries Inc	Bank of America Merrill Lynch	38
30,118	KVH Industries Inc	Barclays Bank	(1,506)
13,245	KVH Industries Inc	Morgan Stanley	(662)
2,167	Kymera Therapeutics Inc	Barclays Bank	1,604
4,410	Kymera Therapeutics Inc	HSBC	(6,968)
20,420	Kyndryl Holdings Inc	Bank of America Merrill Lynch	6,943
7,305	Kyndryl Holdings Inc	Barclays Bank	3,141
55,154	Kyndryl Holdings Inc	HSBC	86,040
3,495	Kyndryl Holdings Inc	Morgan Stanley	1,503
20,691	L B Foster Co ' A'	Bank of America Merrill Lynch	(58,556)
8,345	L B Foster Co ' A'	Barclays Bank	(8,846)

保有高	銘柄	取引相手	未実現純評価益 ／(損) (米ドル)
米国 (続き)			
14,201	L B Foster Co ' A'	Goldman Sachs	(40,189)
10,923	L B Foster Co ' A'	Morgan Stanley	(11,578)
(972)	Laboratory Corp of America Holdings	Bank of America Merrill Lynch	8,077
(1,884)	Laboratory Corp of America Holdings	Barclays Bank	(1,356)
(5,654)	Laboratory Corp of America Holdings	Goldman Sachs	46,985
(5,987)	Laboratory Corp of America Holdings	HSBC	(11,256)
(6,866)	Laboratory Corp of America Holdings	Morgan Stanley	(4,943)
1,482	Ladder Capital Corp (REIT)	Bank of America Merrill Lynch	(252)
90,362	Ladder Capital Corp (REIT)	Barclays Bank	(20,783)
83,439	Ladder Capital Corp (REIT)	Goldman Sachs	(14,185)
56,931	Ladder Capital Corp (REIT)	HSBC	(1,708)
7,876	Ladder Capital Corp (REIT)	Morgan Stanley	(1,811)
(927)	Laird Superfood Inc	Barclays Bank	232
69,169	Lakeland Bancorp Inc	Barclays Bank	(47,035)
26,462	Lakeland Bancorp Inc	Goldman Sachs	(17,465)
50,153	Lakeland Bancorp Inc	HSBC	(18,557)
68,353	Lakeland Bancorp Inc	Morgan Stanley	(46,480)
(11,807)	Lakeland Financial Corp	Barclays Bank	22,788
(29,422)	Lakeland Industries Inc	Barclays Bank	21,331
302	Lam Research Corp	Bank of America Merrill Lynch	(2,706)
3,205	Lam Research Corp	Barclays Bank	(36,409)
2,295	Lam Research Corp	Goldman Sachs	(106,672)
260	Lam Research Corp	HSBC	(2,884)
1,466	Lam Research Corp	Morgan Stanley	(16,654)
197	Lamar Advertising Co ' A' (REIT)	Bank of America Merrill Lynch	453
9,802	Lamar Advertising Co ' A' (REIT)	Barclays Bank	(196)
40,769	Lamar Advertising Co ' A' (REIT)	Goldman Sachs	93,768
2,555	Lamar Advertising Co ' A' (REIT)	HSBC	27,287
(2,133)	Lamb Weston Holdings Inc	Bank of America Merrill Lynch	(8,532)
3,546	Lamb Weston Holdings Inc	Bank of America Merrill Lynch	4,144
(3,244)	Lamb Weston Holdings Inc	Barclays Bank	2,887
9,422	Lamb Weston Holdings Inc	Barclays Bank	(6,856)
(4,181)	Lamb Weston Holdings Inc	HSBC	(460)
717	Lamb Weston Holdings Inc	HSBC	(615)
(5,509)	Lamb Weston Holdings Inc	Morgan Stanley	4,903
(134)	Lancaster Colony Corp	Bank of America Merrill Lynch	344
(6,009)	Lancaster Colony Corp	Barclays Bank	12,919
(1,589)	Lancaster Colony Corp	Goldman Sachs	(1,680)
(7,214)	Landmark Bancorp Inc	Bank of America Merrill Lynch	(2,886)
(12,676)	Landmark Bancorp Inc	Goldman Sachs	(5,070)
(2,718)	Lands' End Inc	Bank of America Merrill Lynch	(190)
(8,755)	Lands' End Inc	Goldman Sachs	(613)
16,919	Landsea Homes Corp	Barclays Bank	(1,861)
4,886	Landsea Homes Corp	Goldman Sachs	(733)
10,651	Landsea Homes Corp	HSBC	2,450

保有高	銘柄	取引相手	未実現純評価益 ／(損) (米ドル)
米国 (続き)			
2,510	Landsea Homes Corp	Morgan Stanley	(276)
4,785	Landstar System Inc	Barclays Bank	3,541
(2,047)	Landstar System Inc	Barclays Bank	(1,515)
7,919	Landstar System Inc	Goldman Sachs	(30,013)
(985)	Landstar System Inc	Goldman Sachs	3,733
3,463	Lannett Co Inc	Bank of America Merrill Lynch	172
1,056	Lannett Co Inc	Barclays Bank	(120)
3,386	Lannett Co Inc	Morgan Stanley	(384)
1,458	Lantheus Holdings Inc	Bank of America Merrill Lynch	3,645
(1,835)	Lantheus Holdings Inc	Barclays Bank	(6,661)
3,025	Lantheus Holdings Inc	Barclays Bank	10,981
6,251	Lantheus Holdings Inc	Goldman Sachs	16,496
5,851	Lantheus Holdings Inc	HSBC	20,755
(3,977)	Lantheus Holdings Inc	Morgan Stanley	(14,437)
1,656	Lantheus Holdings Inc	Morgan Stanley	6,011
(2,293)	Laredo Petroleum Inc	Barclays Bank	3,302
(5,950)	Laredo Petroleum Inc	Goldman Sachs	31,909
(31,288)	Las Vegas Sands Corp	Barclays Bank	(98,244)
(31,572)	Latch Inc	Barclays Bank	1,891
(7,070)	Latch Inc	HSBC	282
(8,106)	Latch Inc	Morgan Stanley	486
(5,644)	Latham Group Inc	Bank of America Merrill Lynch	(621)
(9,345)	Latham Group Inc	Barclays Bank	(3,738)
(24,347)	Latham Group Inc	Goldman Sachs	(2,678)
(10,083)	Latham Group Inc	HSBC	12,402
16,222	Lattice Semiconductor Corp	Barclays Bank	(32,444)
29,499	Lattice Semiconductor Corp	Goldman Sachs	(70,207)
7,688	Lattice Semiconductor Corp	Morgan Stanley	(15,376)
38,115	Laureate Education Inc	Barclays Bank	(9,910)
86,097	Laureate Education Inc	Goldman Sachs	(165,306)
33,886	Laureate Education Inc	HSBC	(53,201)
(12,405)	Lazard Ltd ' A'	Barclays Bank	11,040
(7,987)	Lazard Ltd ' A'	Goldman Sachs	22,923
(4,400)	Lazard Ltd ' A'	Morgan Stanley	3,916
5,472	La-Z-Boy Inc	Bank of America Merrill Lynch	(7,716)
16,850	La-Z-Boy Inc	Barclays Bank	(2,528)
11,893	La-Z-Boy Inc	Goldman Sachs	(16,769)
16,859	La-Z-Boy Inc	HSBC	21,242
5,633	La-Z-Boy Inc	Morgan Stanley	(845)
(4,952)	Lazydays Holdings Inc	Bank of America Merrill Lynch	5,249
(6,617)	Lazydays Holdings Inc	Barclays Bank	(397)
(17,191)	Lazydays Holdings Inc	Goldman Sachs	18,222
(4,229)	Lazydays Holdings Inc	HSBC	1,353
(254)	LCI Industries	Barclays Bank	788
(6,032)	LCI Industries	Goldman Sachs	13,390

保有高	銘柄	取引相手	未実現純評価益 ／(損) (米ドル)
米国 (続き)			
3,374	LCNB Corp	Bank of America Merrill Lynch	3,340
11,046	LCNB Corp	Barclays Bank	3,424
3,206	LCNB Corp	Goldman Sachs	3,174
4,094	LCNB Corp	HSBC	2,784
7,441	LCNB Corp	Morgan Stanley	2,307
5,872	Lear Corp	Barclays Bank	(35,526)
16,135	Lear Corp	Goldman Sachs	(153,565)
13,826	Lear Corp	HSBC	40,475
9,769	Lear Corp	Morgan Stanley	(59,102)
1,942	Lee Enterprises Inc	Barclays Bank	990
2,167	Lee Enterprises Inc	Goldman Sachs	(1,105)
1,696	Lee Enterprises Inc	HSBC	(295)
1,009	Lee Enterprises Inc	Morgan Stanley	515
(5,079)	Legacy Housing Corp	Barclays Bank	2,590
(4,267)	Legacy Housing Corp	Goldman Sachs	(555)
(3,037)	Legacy Housing Corp	HSBC	(2,673)
(72,461)	Legalzoom.com Inc	Barclays Bank	46,012
(8,657)	Legalzoom.com Inc	Goldman Sachs	13,115
(8,681)	Leggett & Platt Inc	Bank of America Merrill Lynch	12,153
(49,034)	Leggett & Platt Inc	Barclays Bank	52,467
(39,223)	Leggett & Platt Inc	Goldman Sachs	54,912
(77,648)	Leggett & Platt Inc	HSBC	(33,690)
(43,532)	Leggett & Platt Inc	Morgan Stanley	46,579
2,801	Leidos Holdings Inc	Barclays Bank	2,353
7,015	Leidos Holdings Inc	Goldman Sachs	21,131
493	Leidos Holdings Inc	Morgan Stanley	414
(10,480)	LeMaitre Vascular Inc	Barclays Bank	9,432
(10,794)	LeMaitre Vascular Inc	Goldman Sachs	15,220
(3,324)	LeMaitre Vascular Inc	HSBC	(3,756)
(7,090)	Lemonade Inc	Barclays Bank	425
(3,972)	Lemonade Inc	HSBC	(1,579)
(6,113)	Lemonade Inc	Morgan Stanley	367
9,805	LendingClub Corp	Bank of America Merrill Lynch	(10,295)
6,746	LendingClub Corp	Barclays Bank	(2,429)
19,146	LendingClub Corp	Goldman Sachs	(20,103)
9,381	LendingClub Corp	HSBC	3,659
2,478	LendingClub Corp	Morgan Stanley	(892)
1,794	LendingTree Inc	Bank of America Merrill Lynch	(6,745)
10,917	LendingTree Inc	Barclays Bank	10,808
11,523	LendingTree Inc	Goldman Sachs	(43,326)
3,712	LendingTree Inc	HSBC	(7,832)
2,622	LendingTree Inc	Morgan Stanley	2,596
3,465	Lennar Corp ' A'	Bank of America Merrill Lynch	(8,594)
21,722	Lennar Corp ' A'	Barclays Bank	(6,734)
28,337	Lennar Corp ' A'	Goldman Sachs	(82,483)

保有高	銘柄	取引相手	未実現純評価益 ／(損) (米ドル)
米国 (続き)			
14,637	Lennar Corp ' A'	HSBC	81,735
660	Lennar Corp ' A'	Morgan Stanley	(205)
(710)	Lennox International Inc	Bank of America Merrill Lynch	9,483
(2,443)	Lennox International Inc	Barclays Bank	28,701
(3,045)	Lennox International Inc	Goldman Sachs	53,764
(1,665)	Lennox International Inc	HSBC	6,126
(550)	Lennox International Inc	Morgan Stanley	6,334
(22,250)	LENSAR Inc	Bank of America Merrill Lynch	26,032
(586)	LENSAR Inc	Barclays Bank	240
(1,462)	LENSAR Inc	Goldman Sachs	1,711
(7,457)	LENSAR Inc	HSBC	9,769
(10,755)	LENSAR Inc	Morgan Stanley	4,410
(14,933)	Leslie' s Inc	Bank of America Merrill Lynch	25,685
(11,180)	Leslie' s Inc	Barclays Bank	10,956
(65,645)	Leslie' s Inc	Goldman Sachs	112,910
(46,379)	Leslie' s Inc	HSBC	(16,233)
(32,342)	Leslie' s Inc	Morgan Stanley	31,695
2,662	Levi Strauss & Co ' A'	Bank of America Merrill Lynch	(905)
23,046	Levi Strauss & Co ' A'	Goldman Sachs	(5,761)
2,439	Levi Strauss & Co ' A'	Morgan Stanley	(220)
(3,374)	Lexicon Pharmaceuticals Inc	Bank of America Merrill Lynch	877
(2,606)	Lexicon Pharmaceuticals Inc	Barclays Bank	417
(22,877)	Lexicon Pharmaceuticals Inc	Goldman Sachs	5,948
(16,282)	Lexicon Pharmaceuticals Inc	HSBC	—
(6,000)	Lexicon Pharmaceuticals Inc	Morgan Stanley	960
(2,398)	LGI Homes Inc	Bank of America Merrill Lynch	7,402
(5,788)	LGI Homes Inc	Barclays Bank	11,021
(5,198)	LGI Homes Inc	Goldman Sachs	16,063
(6,848)	LGI Homes Inc	HSBC	(61,906)
889	Liberty Broadband Corp ' A'	Bank of America Merrill Lynch	(3,565)
1,100	Liberty Broadband Corp ' A'	Barclays Bank	(2,618)
17,612	Liberty Broadband Corp ' A'	Goldman Sachs	(70,624)
1,725	Liberty Broadband Corp ' A'	HSBC	9,522
4,116	Liberty Broadband Corp ' A'	Morgan Stanley	(9,796)
7,222	Liberty Broadband Corp ' C'	Bank of America Merrill Lynch	(24,844)
19,025	Liberty Broadband Corp ' C'	HSBC	118,145
513	Liberty Energy Inc	Bank of America Merrill Lynch	(518)
34,635	Liberty Energy Inc	Barclays Bank	(19,742)
13,031	Liberty Energy Inc	Goldman Sachs	(13,161)
40,410	Liberty Energy Inc	HSBC	(61,019)
(3,394)	Liberty Global Plc ' A'	Bank of America Merrill Lynch	2,512
23,993	Liberty Global Plc ' A'	Barclays Bank	(4,319)
33,440	Liberty Global Plc ' A'	Morgan Stanley	(6,019)
18,664	Liberty Latin America Ltd ' A'	Bank of America Merrill Lynch	(14,371)
5,113	Liberty Latin America Ltd ' A'	Barclays Bank	(1,125)

保有高	銘柄	取引相手	未実現純評価益 ／(損) (米ドル)
米国 (続き)			
52,190	Liberty Latin America Ltd ' A'	Goldman Sachs	(40,186)
10,095	Liberty Latin America Ltd ' A'	HSBC	(7,470)
11,638	Liberty Latin America Ltd ' A'	Morgan Stanley	(2,560)
10,384	Liberty Latin America Ltd ' C'	Bank of America Merrill Lynch	(7,269)
8,318	Liberty Latin America Ltd ' C'	Barclays Bank	(1,747)
30,364	Liberty Latin America Ltd ' C'	Morgan Stanley	(6,376)
(15,992)	Liberty Media Corp-Liberty Braves ' A'	Bank of America Merrill Lynch	(16,952)
(9,046)	Liberty Media Corp-Liberty Braves ' A'	Barclays Bank	8,413
(24,102)	Liberty Media Corp-Liberty Braves ' A'	Goldman Sachs	(25,548)
(14,797)	Liberty Media Corp-Liberty Braves ' A'	HSBC	(17,165)
(677)	Liberty Media Corp-Liberty Braves ' A'	Morgan Stanley	630
(7,663)	Liberty Media Corp-Liberty Braves ' C'	Bank of America Merrill Lynch	(8,812)
(24,303)	Liberty Media Corp-Liberty Braves ' C'	Barclays Bank	21,630
(41,225)	Liberty Media Corp-Liberty Braves ' C'	Goldman Sachs	(47,409)
(14,525)	Liberty Media Corp-Liberty Braves ' C'	HSBC	(17,575)
1,197	Liberty Media Corp-Liberty Formula One ' A'	Bank of America Merrill Lynch	2,119
1,681	Liberty Media Corp-Liberty Formula One ' A'	Barclays Bank	370
(1,078)	Liberty Media Corp-Liberty Formula One ' A'	Goldman Sachs	(1,908)
1,467	Liberty Media Corp-Liberty Formula One ' A'	Goldman Sachs	2,597
625	Liberty Media Corp-Liberty Formula One ' A'	Morgan Stanley	138
807	Liberty Media Corp-Liberty Formula One ' C'	Bank of America Merrill Lynch	2,363
(6,369)	Liberty Media Corp-Liberty Formula One ' C'	Barclays Bank	(350)
4,206	Liberty Media Corp-Liberty Formula One ' C'	Barclays Bank	231
(14,822)	Liberty Media Corp-Liberty Formula One ' C'	Goldman Sachs	(30,163)
1,313	Liberty Media Corp-Liberty Formula One ' C'	HSBC	(177)
(661)	Liberty Media Corp-Liberty Formula One ' C'	Morgan Stanley	(36)
1,096	Liberty Media Corp-Liberty SiriusXM ' C'	Bank of America Merrill Lynch	(2,126)
29,851	Liberty Media Corp-Liberty SiriusXM ' C'	Barclays Bank	(11,045)
1,691	Liberty Media Corp-Liberty SiriusXM ' C'	Goldman Sachs	616
5,623	Liberty Media Corp-Liberty SiriusXM ' C'	HSBC	(4,700)
18,641	Liberty Media Corp-Liberty SiriusXM ' C'	Morgan Stanley	(6,897)
(7,409)	Liberty TripAdvisor Holdings Inc ' A'	Goldman Sachs	1,002
(16,329)	Liberty TripAdvisor Holdings Inc ' A'	HSBC	1,362
(25,874)	Liberty TripAdvisor Holdings Inc ' A'	Morgan Stanley	267
30,815	Li-Cycle Holdings Corp	Bank of America Merrill Lynch	616
6,078	Li-Cycle Holdings Corp	Barclays Bank	1,702
8,081	Li-Cycle Holdings Corp	Goldman Sachs	162
5,086	Li-Cycle Holdings Corp	HSBC	1,526
14,841	Li-Cycle Holdings Corp	Morgan Stanley	4,155

保有高	銘柄	取引相手	未実現純評価益 ／(損) (米ドル)
米国 (続き)			
1,394	Life Storage Inc (REIT)	Bank of America Merrill Lynch	(4,238)
17,342	Life Storage Inc (REIT)	Barclays Bank	(70,929)
7,375	Life Storage Inc (REIT)	Goldman Sachs	(22,420)
6,038	Life Storage Inc (REIT)	HSBC	2,777
(7,121)	Life Time Group Holdings Inc	Bank of America Merrill Lynch	1,495
(29,302)	Life Time Group Holdings Inc	Barclays Bank	7,326
(2,415)	Life Time Group Holdings Inc	HSBC	(6,448)
(10,974)	Life Time Group Holdings Inc	Morgan Stanley	2,744
3,416	Lifecore Biomedical Inc	Bank of America Merrill Lynch	(1,640)
50,893	Lifecore Biomedical Inc	Goldman Sachs	(24,429)
15,259	Lifecore Biomedical Inc	HSBC	(3,357)
5,813	Lifecore Biomedical Inc	Morgan Stanley	2,035
(6,212)	LifeMD Inc	Bank of America Merrill Lynch	683
(13,528)	LifeMD Inc	Barclays Bank	3,653
(4,824)	LifeStance Health Group Inc	HSBC	7,477
30,358	Lifevantage Corp	Barclays Bank	(607)
11,530	Lifevantage Corp	Morgan Stanley	(231)
(1,504)	Ligand Pharmaceuticals Inc	Bank of America Merrill Lynch	10,513
(225)	Ligand Pharmaceuticals Inc	Barclays Bank	630
(838)	Ligand Pharmaceuticals Inc	HSBC	(1,777)
(736)	Ligand Pharmaceuticals Inc	Morgan Stanley	2,061
(3,208)	Light & Wonder Inc	Bank of America Merrill Lynch	353
(64,888)	Light & Wonder Inc	Barclays Bank	122,594
(26,292)	Light & Wonder Inc	HSBC	(217,861)
(9,602)	Lightwave Logic Inc	Barclays Bank	9,314
(42,130)	Lightwave Logic Inc	HSBC	4,804
(13,503)	Limoneira Co	Barclays Bank	8,912
(24,868)	Limoneira Co	Goldman Sachs	17,905
(3,408)	Limoneira Co	HSBC	1,227
17,702	Lincoln Educational Services Corp	Bank of America Merrill Lynch	(2,478)
10,070	Lincoln Educational Services Corp	Goldman Sachs	(1,410)
31,287	Lincoln Educational Services Corp	HSBC	(2,816)
13,660	Lincoln Educational Services Corp	Morgan Stanley	(820)
(5,091)	Lincoln Electric Holdings Inc	Bank of America Merrill Lynch	20,517
(4,012)	Lincoln Electric Holdings Inc	Barclays Bank	21,063
(8,525)	Lincoln Electric Holdings Inc	Goldman Sachs	34,339
(11,626)	Lincoln Electric Holdings Inc	HSBC	14,234
(6,135)	Lincoln Electric Holdings Inc	Morgan Stanley	32,209
13,557	Lincoln National Corp	Barclays Bank	(23,860)
13,526	Lincoln National Corp	Goldman Sachs	40,172
7,358	Lincoln National Corp	HSBC	19,204
(9,316)	Lindblad Expeditions Holdings Inc	Barclays Bank	—
1,195	Linde Plc	Barclays Bank	(10,086)
8,850	Linde Plc	HSBC	146,282
2,047	Lindsay Corp	Bank of America Merrill Lynch	12,610

保有高	銘柄	取引相手	未実現純評価益 ／(損) (米ドル)
	米国 (続き)		
441	Lindsay Corp	Barclays Bank	(1,376)
878	Lindsay Corp	Goldman Sachs	5,408
994	Lindsay Corp	HSBC	6,519
1,649	Lindsay Corp	Morgan Stanley	(5,145)
(63,597)	Lineage Cell Therapeutics Inc	Bank of America Merrill Lynch	(12,083)
(35,893)	Lineage Cell Therapeutics Inc	HSBC	(7,896)
2,774	Lions Gate Entertainment Corp 'A'	Bank of America Merrill Lynch	(888)
33,004	Lions Gate Entertainment Corp 'A'	Barclays Bank	14,522
7,903	Lions Gate Entertainment Corp 'A'	Goldman Sachs	(2,529)
10,544	Lions Gate Entertainment Corp 'B'	Bank of America Merrill Lynch	(3,269)
3,376	Lions Gate Entertainment Corp 'B'	Barclays Bank	1,418
8,224	Lions Gate Entertainment Corp 'B'	Goldman Sachs	(2,549)
21,961	Lions Gate Entertainment Corp 'B'	Morgan Stanley	9,224
(11,499)	Liquidia Corp	Barclays Bank	(1,150)
(11,704)	Liquidia Corp	Goldman Sachs	(351)
(3,848)	Liquidia Corp	Morgan Stanley	(385)
(1,826)	Liquidity Services Inc	Bank of America Merrill Lynch	2,995
(1,360)	Liquidity Services Inc	Barclays Bank	884
(4,030)	Liquidity Services Inc	Goldman Sachs	6,609
(9,668)	Liquidity Services Inc	HSBC	3,480
(4,132)	Liquidity Services Inc	Morgan Stanley	2,686
(148)	Lithia Motors Inc	Bank of America Merrill Lynch	1,057
917	Lithia Motors Inc	Barclays Bank	7,822
(1,598)	Lithia Motors Inc	Barclays Bank	(13,631)
576	Lithia Motors Inc	Morgan Stanley	4,913
(562)	Littelfuse Inc	Bank of America Merrill Lynch	8,121
(2,626)	Littelfuse Inc	Barclays Bank	23,135
(442)	Littelfuse Inc	Goldman Sachs	6,387
(2,022)	Littelfuse Inc	Morgan Stanley	17,814
13,257	LivaNova Plc	Barclays Bank	(7,026)
3,249	LivaNova Plc	Goldman Sachs	(1,527)
8,286	LivaNova Plc	HSBC	36,956
4,890	Live Nation Entertainment Inc	Bank of America Merrill Lynch	(17,653)
5,864	Live Nation Entertainment Inc	Barclays Bank	18,647
18,814	Live Nation Entertainment Inc	Goldman Sachs	(67,919)
18,928	Live Nation Entertainment Inc	HSBC	(42,210)
6,914	Live Nation Entertainment Inc	Morgan Stanley	21,986
(21,622)	Live Oak Bancshares Inc	Barclays Bank	5,622
(7,780)	Live Oak Bancshares Inc	Goldman Sachs	22,406
(23,112)	Live Oak Bancshares Inc	HSBC	(3,236)
(3,622)	Livent Corp	Bank of America Merrill Lynch	10,504
(18,352)	Livent Corp	Barclays Bank	33,401
3,985	Livent Corp	Barclays Bank	(7,253)
(11,433)	Livent Corp	Goldman Sachs	33,156
(7,155)	Livent Corp	HSBC	36,419

保有高	銘柄	取引相手	未実現純評価益 ／(損) (米ドル)
米国 (続き)			
8,145	Livent Corp	HSBC	(11,803)
3,858	Livent Corp	Morgan Stanley	(7,022)
(1,427)	Livent Corp	Morgan Stanley	2,597
5,192	LivePerson Inc	Bank of America Merrill Lynch	(10,540)
59,593	LivePerson Inc	Barclays Bank	4,172
4,051	LivePerson Inc	Goldman Sachs	(8,224)
1,037	LivePerson Inc	HSBC	(1,887)
15,724	LiveRamp Holdings Inc	Barclays Bank	(10,850)
20,816	LiveRamp Holdings Inc	Goldman Sachs	(34,346)
29,926	LKQ Corp	Bank of America Merrill Lynch	(67,840)
3,574	LKQ Corp	Barclays Bank	(9,400)
9,984	LKQ Corp	Goldman Sachs	(22,764)
16,714	LKQ Corp	HSBC	(7,343)
6,174	LKQ Corp	Morgan Stanley	(16,238)
(1,821)	LL Flooring Holdings Inc	Bank of America Merrill Lynch	1,894
(15,418)	LL Flooring Holdings Inc	Barclays Bank	4,934
(29,582)	LL Flooring Holdings Inc	Goldman Sachs	30,765
(2,652)	LL Flooring Holdings Inc	HSBC	2,307
(2,042)	LL Flooring Holdings Inc	Morgan Stanley	653
(68,926)	Loews Corp	Barclays Bank	11,028
(77,762)	Loews Corp	Goldman Sachs	(105,756)
(6,881)	Loews Corp	HSBC	(8,877)
(24,338)	Lordstown Motors Corp ' A'	Bank of America Merrill Lynch	5,111
(187,999)	Lordstown Motors Corp ' A'	Barclays Bank	(31,960)
(4,925)	Lordstown Motors Corp ' A'	Goldman Sachs	1,034
(3,156)	Lordstown Motors Corp ' A'	Morgan Stanley	(537)
(13,965)	Louisiana-Pacific Corp	Barclays Bank	51,419
(2,552)	Louisiana-Pacific Corp	Goldman Sachs	5,755
(10,894)	Louisiana-Pacific Corp	HSBC	(48,770)
(6,376)	Louisiana-Pacific Corp	Morgan Stanley	22,946
2,260	Lovesac Co	Bank of America Merrill Lynch	(4,904)
2,632	Lovesac Co	Barclays Bank	(763)
2,266	Lovesac Co	Goldman Sachs	(4,917)
1,678	Lovesac Co	Morgan Stanley	(487)
35	Lowe' s Cos Inc	Bank of America Merrill Lynch	(153)
(1,322)	Lowe' s Cos Inc	Bank of America Merrill Lynch	5,764
3,007	Lowe' s Cos Inc	Barclays Bank	(30,040)
4,713	Lowe' s Cos Inc	Goldman Sachs	(20,549)
1,828	Lowe' s Cos Inc	HSBC	29,467
(122)	Lowe' s Cos Inc	HSBC	583
1,264	Lowe' s Cos Inc	Morgan Stanley	(12,627)
326	LPL Financial Holdings Inc	Bank of America Merrill Lynch	5,198
228	LPL Financial Holdings Inc	Barclays Bank	1,480
620	LPL Financial Holdings Inc	Goldman Sachs	4,629
2,758	LPL Financial Holdings Inc	HSBC	(44,688)

保有高	銘柄	取引相手	未実現純評価益 ／(損) (米ドル)
米国 (続き)			
1,945	LPL Financial Holdings Inc	Morgan Stanley	(1,106)
14,076	LSB Industries Inc	Barclays Bank	9,290
2,968	LSI Industries Inc	Bank of America Merrill Lynch	3,502
19,029	LSI Industries Inc	Barclays Bank	16,365
5,432	LSI Industries Inc	Goldman Sachs	6,410
6,085	LSI Industries Inc	HSBC	11,562
9,367	LSI Industries Inc	Morgan Stanley	8,056
(85,220)	LTC Properties Inc (REIT)	Barclays Bank	63,915
(1,749)	LTC Properties Inc (REIT)	Goldman Sachs	2,204
(1,748)	LTC Properties Inc (REIT)	HSBC	17
(62,736)	Lucid Group Inc	Barclays Bank	4,046
(6,316)	Lucid Group Inc	HSBC	603
1,878	Lucira Health Inc	HSBC	(714)
3,588	Lululemon Athletica Inc	Bank of America Merrill Lynch	24,398
165	Lululemon Athletica Inc	Barclays Bank	1,769
587	Lululemon Athletica Inc	Goldman Sachs	3,992
1,135	Lululemon Athletica Inc	HSBC	42,971
(4,042)	Lulu' s Fashion Lounge Holdings Inc	Barclays Bank	2,284
(8,764)	Lulu' s Fashion Lounge Holdings Inc	HSBC	15,030
(3,567)	Lulu' s Fashion Lounge Holdings Inc	Morgan Stanley	2,015
25,269	Lumen Technologies Inc	Bank of America Merrill Lynch	(18,446)
10,268	Lumen Technologies Inc	Goldman Sachs	(7,496)
86,773	Lumen Technologies Inc	HSBC	(85,905)
19,312	Lumen Technologies Inc	Morgan Stanley	(9,270)
14,805	Lumentum Holdings Inc	Barclays Bank	(24,838)
8,665	Lumentum Holdings Inc	Goldman Sachs	(26,907)
13,806	Lumentum Holdings Inc	HSBC	(80,765)
7,366	Lumentum Holdings Inc	Morgan Stanley	(11,314)
(18,012)	Luminar Technologies Inc	Barclays Bank	2,882
(4,556)	Luminar Technologies Inc	Morgan Stanley	729
(1,800)	Lumos Pharma Inc	Bank of America Merrill Lynch	(108)
(9,318)	Lumos Pharma Inc	Barclays Bank	559
(10)	Lumos Pharma Inc	Goldman Sachs	(1)
(23,874)	Luna Innovations Inc	Bank of America Merrill Lynch	(716)
(45,087)	Luna Innovations Inc	Barclays Bank	(12,624)
(34,001)	Luna Innovations Inc	Goldman Sachs	(1,020)
(47,066)	Luna Innovations Inc	HSBC	(48,478)
(12,954)	Luna Innovations Inc	Morgan Stanley	(3,627)
38,448	Luther Burbank Corp	Bank of America Merrill Lynch	(16,917)
10,292	Luther Burbank Corp	Barclays Bank	(2,573)
21,960	Luther Burbank Corp	Goldman Sachs	(9,662)
7,686	Luther Burbank Corp	HSBC	(4,842)
4,924	Luther Burbank Corp	Morgan Stanley	(1,231)
1,575	Luxfer Holdings Plc	Bank of America Merrill Lynch	(662)
1,533	Luxfer Holdings Plc	Barclays Bank	(613)

保有高	銘柄	取引相手	未実現純評価益 ／(損) (米ドル)
米国 (続き)			
2,736	Luxfer Holdings Plc	Goldman Sachs	(1,149)
4,067	Luxfer Holdings Plc	HSBC	1,179
1,509	Luxfer Holdings Plc	Morgan Stanley	(604)
15,340	LXP Industrial Trust (REIT)	Bank of America Merrill Lynch	31
6,184	LXP Industrial Trust (REIT)	Barclays Bank	(495)
(30,341)	LXP Industrial Trust (REIT)	Goldman Sachs	2,124
11,205	LXP Industrial Trust (REIT)	Goldman Sachs	(338)
(13,327)	LXP Industrial Trust (REIT)	HSBC	(933)
29,151	LXP Industrial Trust (REIT)	HSBC	(4,915)
(27,799)	LXP Industrial Trust (REIT)	Morgan Stanley	2,224
2,997	LXP Industrial Trust (REIT)	Morgan Stanley	(594)
(46,777)	Lyell Immunopharma Inc	HSBC	65,020
(12,422)	Lyell Immunopharma Inc	Morgan Stanley	2,360
(2,704)	Lyft Inc ' A'	Bank of America Merrill Lynch	1,220
24,998	Lyft Inc ' A'	Morgan Stanley	(11,499)
(943)	LyondellBasell Industries NV ' A'	Bank of America Merrill Lynch	1,556
(33,541)	LyondellBasell Industries NV ' A'	Barclays Bank	129,133
(3,833)	LyondellBasell Industries NV ' A'	Goldman Sachs	3,039
(9,596)	LyondellBasell Industries NV ' A'	HSBC	10,547
(4,423)	LyondellBasell Industries NV ' A'	Morgan Stanley	17,029
(1,000)	M&T Bank Corp	Bank of America Merrill Lynch	3,770
(2,451)	M&T Bank Corp	Barclays Bank	14,020
9,817	M&T Bank Corp	Goldman Sachs	(38,973)
(320)	M&T Bank Corp	HSBC	1,277
(957)	M&T Bank Corp	Morgan Stanley	4,738
(7,539)	M/I Homes Inc	Barclays Bank	6,860
(4,532)	M/I Homes Inc	Goldman Sachs	7,297
(11,000)	M/I Homes Inc	HSBC	(31,350)
38,053	Macatawa Bank Corp	Barclays Bank	(6,088)
45,613	Macatawa Bank Corp	Goldman Sachs	(18,245)
16,780	Macatawa Bank Corp	HSBC	(9,732)
37,103	Macerich Co (REIT)	Goldman Sachs	(17,809)
7,332	Macerich Co (REIT)	HSBC	6,745
1,304	Macerich Co (REIT)	Morgan Stanley	(600)
(11,350)	MACOM Technology Solutions Holdings Inc	Bank of America Merrill Lynch	80,131
4,737	MACOM Technology Solutions Holdings Inc	Barclays Bank	(21,032)
(434)	MACOM Technology Solutions Holdings Inc	Barclays Bank	1,927
(2,654)	MACOM Technology Solutions Holdings Inc	Goldman Sachs	18,737
(7,581)	MACOM Technology Solutions Holdings Inc	HSBC	12,812
8,431	MACOM Technology Solutions Holdings Inc	Morgan Stanley	(37,434)
26,528	MacroGenics Inc	Barclays Bank	7,693
11,159	MacroGenics Inc	Goldman Sachs	(1,785)
15,985	MacroGenics Inc	HSBC	2,558
(35,355)	Macy' s Inc	Barclays Bank	8,485
7,945	Macy' s Inc	Barclays Bank	(1,907)

保有高	銘柄	取引相手	未実現純評価益 ／(損) (米ドル)
	米国 (続き)		
(41,220)	Macy' s Inc	Goldman Sachs	(79,555)
13,618	Macy' s Inc	Goldman Sachs	26,283
12,248	Macy' s Inc	HSBC	44,705
(3,315)	Madison Square Garden Entertainment Corp	Bank of America Merrill Lynch	(14,951)
(6,026)	Madison Square Garden Entertainment Corp	Barclays Bank	(15,848)
(2,640)	Madison Square Garden Entertainment Corp	Goldman Sachs	(3,947)
(3,403)	Madison Square Garden Entertainment Corp	HSBC	(4,589)
(1,126)	Madison Square Garden Entertainment Corp	Morgan Stanley	(2,961)
3,767	Madison Square Garden Sports Corp	Barclays Bank	22,150
2,419	Madison Square Garden Sports Corp	HSBC	24,311
159	Madison Square Garden Sports Corp	Morgan Stanley	935
1,595	Madrigan Pharmaceuticals Inc	Barclays Bank	7,178
425	Madrigan Pharmaceuticals Inc	HSBC	3,013
5,269	Magenta Therapeutics Inc	Barclays Bank	(527)
5,736	Magenta Therapeutics Inc	Goldman Sachs	(2,409)
1,624	Magenta Therapeutics Inc	HSBC	(97)
(3,680)	Magnite Inc	Bank of America Merrill Lynch	3,386
(31,701)	Magnite Inc	HSBC	(137,265)
11,868	Magnolia Oil & Gas Corp ' A'	Barclays Bank	(8,426)
(37,272)	Magnolia Oil & Gas Corp ' A'	Goldman Sachs	53,672
(6,547)	Magnolia Oil & Gas Corp ' A'	HSBC	8,053
(2,031)	Magnolia Oil & Gas Corp ' A'	Morgan Stanley	1,442
(23,477)	Maiden Holdings Ltd	Barclays Bank	939
(11,151)	Maiden Holdings Ltd	Goldman Sachs	1,227
(27,121)	Maiden Holdings Ltd	HSBC	1,356
(384)	MainStreet Bancshares Inc	Barclays Bank	84
(18,360)	MainStreet Bancshares Inc	Morgan Stanley	4,039
5,763	Malibu Boats Inc ' A'	Barclays Bank	(4,899)
1,375	Malibu Boats Inc ' A'	Goldman Sachs	(3,575)
1,177	Malibu Boats Inc ' A'	HSBC	2,389
(2,387)	Malvern Bancorp Inc	Barclays Bank	382
(1,994)	Malvern Bancorp Inc	Goldman Sachs	120
(10,216)	Malvern Bancorp Inc	HSBC	1,124
2,275	Mammoth Energy Services Inc	Barclays Bank	23
13,471	Mammoth Energy Services Inc	HSBC	1,212
2,723	Mammoth Energy Services Inc	Morgan Stanley	27
3,776	Manhattan Associates Inc	Bank of America Merrill Lynch	(33,040)
6,756	Manhattan Associates Inc	Barclays Bank	(21,416)
9,804	Manhattan Associates Inc	Goldman Sachs	(85,785)
4,783	Manhattan Associates Inc	HSBC	41,469
10,643	Manhattan Associates Inc	Morgan Stanley	(33,738)
27,879	Manitowoc Co Inc	Bank of America Merrill Lynch	(15,612)
31,755	Manitowoc Co Inc	Barclays Bank	(14,607)
27,682	Manitowoc Co Inc	Goldman Sachs	(15,502)
41,860	Manitowoc Co Inc	HSBC	8,791

保有高	銘柄	取引相手	未実現純評価益 ／(損) (米ドル)
米国 (続き)			
20,477	Manitowoc Co Inc	Morgan Stanley	(9,419)
(13,941)	MannKind Corp	Barclays Bank	(1,464)
(68,127)	MannKind Corp	Goldman Sachs	(9,878)
(9,681)	MannKind Corp	HSBC	(7,019)
1,152	ManpowerGroup Inc	Bank of America Merrill Lynch	495
8,552	ManpowerGroup Inc	Barclays Bank	(34,465)
5,549	ManpowerGroup Inc	Goldman Sachs	2,386
14,539	ManpowerGroup Inc	HSBC	80,401
3,390	ManpowerGroup Inc	Morgan Stanley	(13,661)
(12,523)	Marathon Oil Corp	Bank of America Merrill Lynch	28,928
(17,114)	Marathon Oil Corp	Barclays Bank	9,584
88,557	Marathon Oil Corp	Goldman Sachs	(204,567)
(1,281)	Marathon Oil Corp	Goldman Sachs	2,959
10,782	Marathon Oil Corp	HSBC	(22,642)
(3,242)	Marathon Oil Corp	HSBC	6,808
(6,407)	Marathon Oil Corp	Morgan Stanley	3,588
23,033	Marathon Petroleum Corp	Barclays Bank	(70,712)
29,624	Marathon Petroleum Corp	Goldman Sachs	104,573
8,061	Marathon Petroleum Corp	HSBC	35,710
(10,719)	Maravai LifeSciences Holdings Inc ' A'	Bank of America Merrill Lynch	8,146
(18,177)	Maravai LifeSciences Holdings Inc ' A'	Barclays Bank	2,181
(16,543)	Maravai LifeSciences Holdings Inc ' A'	Goldman Sachs	12,573
(12,401)	Maravai LifeSciences Holdings Inc ' A'	HSBC	248
(2,112)	Maravai LifeSciences Holdings Inc ' A'	Morgan Stanley	253
48,952	Marchex Inc ' B'	Goldman Sachs	(2,448)
36,650	Marchex Inc ' B'	Morgan Stanley	367
38,001	Marcus & Millichap Inc	Barclays Bank	(31,161)
1,940	Marcus & Millichap Inc	Goldman Sachs	(2,192)
(6,070)	Marcus Corp	Bank of America Merrill Lynch	(728)
(5,444)	Marcus Corp	Barclays Bank	(1,361)
(19,660)	Marcus Corp	HSBC	(13,762)
(4,413)	Marcus Corp	Morgan Stanley	(1,103)
(15,891)	Marine Products Corp	Barclays Bank	(4,370)
(4,270)	Marine Products Corp	Goldman Sachs	363
(4,752)	Marine Products Corp	HSBC	(879)
(8,372)	Marine Products Corp	Morgan Stanley	(2,302)
11,378	MarineMax Inc	Barclays Bank	(5,575)
2,874	MarineMax Inc	HSBC	(29)
11,100	MarineMax Inc	Morgan Stanley	(5,439)
3,951	Marinus Pharmaceuticals Inc	Goldman Sachs	1,619
5,356	Marinus Pharmaceuticals Inc	HSBC	1,172
(154)	Markel Corp	Bank of America Merrill Lynch	(4,727)
(1,826)	Markel Corp	Barclays Bank	(20,195)
(724)	Markel Corp	Goldman Sachs	(19,500)
(67)	Markel Corp	HSBC	(1,662)

保有高	銘柄	取引相手	未実現純評価益 ／(損) (米ドル)
米国 (続き)			
(458)	Markel Corp	Morgan Stanley	(5,065)
804	MarketAxess Holdings Inc	Bank of America Merrill Lynch	(6,874)
1,009	MarketAxess Holdings Inc	Barclays Bank	(131)
(1,009)	MarketAxess Holdings Inc	Barclays Bank	131
(127)	MarketAxess Holdings Inc	HSBC	(1,176)
1,553	MarketAxess Holdings Inc	Morgan Stanley	(202)
(43,078)	Markforged Holding Corp	Barclays Bank	4,739
(42,200)	Markforged Holding Corp	HSBC	32,916
10,523	Marqeta Inc ' A'	Bank of America Merrill Lynch	(3,230)
55,747	Marqeta Inc ' A'	Barclays Bank	(4,460)
11,905	Marqeta Inc ' A'	Goldman Sachs	(4,011)
35,900	Marqeta Inc ' A'	HSBC	(15,160)
34,985	Marqeta Inc ' A'	Morgan Stanley	(2,799)
(1,568)	Marriott International Inc ' A'	Barclays Bank	4,108
(10,538)	Marriott International Inc ' A'	Goldman Sachs	15,280
(4,147)	Marriott International Inc ' A'	HSBC	(28,311)
4,338	Marriott Vacations Worldwide Corp	Bank of America Merrill Lynch	(4,728)
(515)	Marriott Vacations Worldwide Corp	Bank of America Merrill Lynch	(710)
1,453	Marriott Vacations Worldwide Corp	Barclays Bank	(3,792)
8,949	Marriott Vacations Worldwide Corp	Goldman Sachs	(9,754)
2,613	Marriott Vacations Worldwide Corp	HSBC	16,201
(251)	Marriott Vacations Worldwide Corp	HSBC	(119)
3,267	Marriott Vacations Worldwide Corp	Morgan Stanley	(8,527)
(1,816)	Marriott Vacations Worldwide Corp	Morgan Stanley	4,076
355	Marsh & McLennan Cos Inc	Bank of America Merrill Lynch	2,002
20,819	Marsh & McLennan Cos Inc	Barclays Bank	(32,477)
27,671	Marsh & McLennan Cos Inc	Goldman Sachs	144,990
1,142	Marsh & McLennan Cos Inc	HSBC	3,412
3,384	Marsh & McLennan Cos Inc	Morgan Stanley	(5,279)
44,746	Marten Transport Ltd	Barclays Bank	(8,054)
17,896	Marten Transport Ltd	Goldman Sachs	(9,843)
573	Martin Marietta Materials Inc	Bank of America Merrill Lynch	504
10,107	Martin Marietta Materials Inc	Barclays Bank	(97,229)
2,500	Martin Marietta Materials Inc	Goldman Sachs	2,200
2,974	Martin Marietta Materials Inc	HSBC	33,041
335	Martin Marietta Materials Inc	Morgan Stanley	(3,223)
4,012	Marvell Technology Inc	Barclays Bank	(160)
18,060	Marvell Technology Inc	Goldman Sachs	(30,371)
36,374	Marvell Technology Inc	HSBC	112,396
8,965	Marvell Technology Inc	Morgan Stanley	(359)
(27,594)	Masco Corp	Bank of America Merrill Lynch	52,705
6,129	Masco Corp	Goldman Sachs	(11,706)
(7,551)	Masco Corp	Goldman Sachs	6,031
(12,276)	Masco Corp	HSBC	(42,843)
(2,234)	Masco Corp	Morgan Stanley	2,748

保有高	銘柄	取引相手	未実現純評価益 ／(損) (米ドル)
	米国 (続き)		
799	Masimo Corp	Bank of America Merrill Lynch	11,202
1,918	Masonite International Corp	HSBC	1,784
251	Masonite International Corp	Morgan Stanley	(15)
(11,931)	MasTec Inc	Barclays Bank	43,787
(4,301)	MasTec Inc	Goldman Sachs	16,086
2,236	Mastech Digital Inc	Bank of America Merrill Lynch	(492)
3,135	Mastech Digital Inc	Barclays Bank	(2,383)
3,484	Mastech Digital Inc	HSBC	3,693
2,074	Mastech Digital Inc	Morgan Stanley	(1,576)
4,315	Mastercard Inc ' A'	Barclays Bank	(7,638)
903	Mastercard Inc ' A'	Goldman Sachs	(289)
6,755	MasterCraft Boat Holdings Inc	Bank of America Merrill Lynch	1,796
6,393	MasterCraft Boat Holdings Inc	Barclays Bank	1,662
13,273	MasterCraft Boat Holdings Inc	Goldman Sachs	3,311
1,913	MasterCraft Boat Holdings Inc	HSBC	5,012
(2,146)	Matador Resources Co	Bank of America Merrill Lynch	10,322
(12,802)	Matador Resources Co	Barclays Bank	31,237
13,631	Matador Resources Co	Barclays Bank	(33,260)
(6,437)	Matador Resources Co	Goldman Sachs	30,962
1,388	Matador Resources Co	Goldman Sachs	(6,676)
(15,845)	Matador Resources Co	HSBC	91,584
(2,242)	Matador Resources Co	Morgan Stanley	5,470
(2,024)	Match Group Inc	Barclays Bank	(344)
(4,063)	Match Group Inc	Goldman Sachs	18,080
1,317	Match Group Inc	Morgan Stanley	224
1,909	Materion Corp	Barclays Bank	(8,400)
(1,110)	Mativ Holdings Inc	Bank of America Merrill Lynch	(1,465)
(31,730)	Mativ Holdings Inc	Barclays Bank	(3,808)
(16,046)	Mativ Holdings Inc	Goldman Sachs	(21,181)
(828)	Mativ Holdings Inc	Morgan Stanley	(99)
3,475	Matrix Service Co	Bank of America Merrill Lynch	(730)
9,654	Matrix Service Co	Barclays Bank	(4,730)
58,903	Matrix Service Co	Goldman Sachs	(12,370)
15,908	Matrix Service Co	HSBC	(3,659)
22,684	Matrix Service Co	Morgan Stanley	(11,115)
(5,095)	Matson Inc	Barclays Bank	9,986
13,750	Matson Inc	Barclays Bank	(26,950)
1,964	Matson Inc	Goldman Sachs	(9,329)
(504)	Matson Inc	Goldman Sachs	2,394
(1,502)	Matson Inc	Morgan Stanley	2,944
15,702	Mattel Inc	Barclays Bank	1,099
28,699	Mattel Inc	Goldman Sachs	9,471
(12,210)	Mattel Inc	Goldman Sachs	3,170
(6,787)	Matterport Inc	Goldman Sachs	973
(5,072)	Matthews International Corp ' A'	Bank of America Merrill Lynch	(20,034)

保有高	銘柄	取引相手	未実現純評価益 ／(損) (米ドル)
米国 (続き)			
(57,021)	Matthews International Corp ' A'	Goldman Sachs	(225,233)
(47,323)	Matthews International Corp ' A'	HSBC	(251,285)
14,127	Maui Land & Pineapple Co Inc	Barclays Bank	(2,896)
(24,367)	Maxar Technologies Inc	Barclays Bank	73,345
(11,987)	Maxar Technologies Inc	Goldman Sachs	34,882
(6,863)	Maxar Technologies Inc	HSBC	10,226
(3,866)	Maxar Technologies Inc	Morgan Stanley	11,637
6,864	MaxCyte Inc	Barclays Bank	(1,785)
5,148	MaxCyte Inc	Goldman Sachs	(5,097)
9,831	MaxCyte Inc	HSBC	(8,651)
1,190	MaxCyte Inc	Morgan Stanley	(309)
(11,597)	Maximus Inc	Bank of America Merrill Lynch	(62,972)
(30,847)	Maximus Inc	Barclays Bank	75,883
(22,328)	Maximus Inc	Goldman Sachs	(125,283)
(31,555)	Maximus Inc	HSBC	(269,787)
(9,600)	Maximus Inc	Morgan Stanley	23,616
16,022	MaxLinear Inc	Bank of America Merrill Lynch	(49,027)
24,920	MaxLinear Inc	Barclays Bank	(34,390)
11,756	MaxLinear Inc	Goldman Sachs	(35,973)
32,269	MaxLinear Inc	HSBC	34,850
26,328	MaxLinear Inc	Morgan Stanley	(36,333)
23,827	Mayville Engineering Co Inc	Bank of America Merrill Lynch	42,650
28,176	Mayville Engineering Co Inc	Barclays Bank	47,054
21,067	Mayville Engineering Co Inc	Goldman Sachs	37,710
10,293	Mayville Engineering Co Inc	HSBC	34,482
8,163	Mayville Engineering Co Inc	Morgan Stanley	13,632
(6,030)	MBIA Inc	Morgan Stanley	(3,256)
(31,136)	McCormick & Co Inc	Bank of America Merrill Lynch	(9,229)
(8,693)	McCormick & Co Inc	Barclays Bank	19,212
(3,386)	McCormick & Co Inc	Goldman Sachs	(509)
(18,568)	McCormick & Co Inc	HSBC	(62,799)
(2,332)	McCormick & Co Inc	Morgan Stanley	(848)
(14,362)	McDonald' s Corp	Goldman Sachs	(31,309)
5,577	McGrath RentCorp	Bank of America Merrill Lynch	(6,584)
7,948	McGrath RentCorp	Barclays Bank	(9,538)
2,982	McGrath RentCorp	Goldman Sachs	(4,473)
13,768	McGrath RentCorp	HSBC	(15,678)
4,162	McGrath RentCorp	Morgan Stanley	(4,994)
4,581	McKesson Corp	Barclays Bank	1,329
1,801	McKesson Corp	Goldman Sachs	40,868
2,553	McKesson Corp	HSBC	(32,551)
11,736	MDC Holdings Inc	Barclays Bank	(8,919)
(16,182)	MDU Resources Group Inc	Bank of America Merrill Lynch	(10,195)
(47,008)	MDU Resources Group Inc	Barclays Bank	18,333
(19,670)	MDU Resources Group Inc	Goldman Sachs	(12,392)

保有高	銘柄	取引相手	未実現純評価益 ／(損) (米ドル)
米国 (続き)			
(35,718)	MDU Resources Group Inc	HSBC	(42,147)
(55,799)	MDU Resources Group Inc	Morgan Stanley	21,761
(15,260)	Medallion Financial Corp	Barclays Bank	(2,747)
(18,888)	Medallion Financial Corp	Goldman Sachs	(12,466)
(557)	MediaAlpha Inc ' A'	Barclays Bank	869
(3,412)	MediaAlpha Inc ' A'	Goldman Sachs	12,522
(40,570)	Medical Properties Trust Inc (REIT)	Bank of America Merrill Lynch	(7,985)
(16,847)	Medical Properties Trust Inc (REIT)	Barclays Bank	(505)
(57,765)	Medical Properties Trust Inc (REIT)	Goldman Sachs	(12,189)
(9,535)	Medical Properties Trust Inc (REIT)	Morgan Stanley	(286)
2,376	Medifast Inc	Barclays Bank	5,964
544	Medifast Inc	Goldman Sachs	3,199
(1,792)	Medpace Holdings Inc	Bank of America Merrill Lynch	45,893
(1,798)	Medpace Holdings Inc	Barclays Bank	37,362
(2,031)	Medpace Holdings Inc	Goldman Sachs	52,014
(3,255)	Medpace Holdings Inc	HSBC	27,309
(4,697)	Medpace Holdings Inc	Morgan Stanley	97,604
6,296	Medtronic Plc	Bank of America Merrill Lynch	(45,143)
26,311	Medtronic Plc	Barclays Bank	(44,729)
30,313	Medtronic Plc	Goldman Sachs	(212,588)
25,894	Medtronic Plc	HSBC	(102,540)
19,166	Medtronic Plc	Morgan Stanley	(32,582)
4,865	MEI Pharma Inc	Barclays Bank	(153)
2,818	MEI Pharma Inc	Goldman Sachs	1
3,477	MeiraGTx Holdings Plc	Bank of America Merrill Lynch	(209)
4,248	MeiraGTx Holdings Plc	Barclays Bank	467
12,738	MeiraGTx Holdings Plc	Goldman Sachs	495
3,488	MeiraGTx Holdings Plc	HSBC	(2,442)
13,525	MeiraGTx Holdings Plc	Morgan Stanley	1,488
126	MercadoLibre Inc	Bank of America Merrill Lynch	1,331
511	MercadoLibre Inc	Barclays Bank	(26,940)
93	MercadoLibre Inc	HSBC	(2,112)
28,711	Mercantile Bank Corp	Bank of America Merrill Lynch	(18,662)
2,941	Mercantile Bank Corp	Barclays Bank	(1,577)
8,602	Mercantile Bank Corp	Goldman Sachs	(5,591)
6,387	Mercantile Bank Corp	HSBC	(6,515)
5,225	Mercantile Bank Corp	Morgan Stanley	(3,220)
7,082	Merchants Bancorp	Barclays Bank	(3,824)
1,581	Merchants Bancorp	Goldman Sachs	32
31,435	Merchants Bancorp	HSBC	13,831
7,616	Merchants Bancorp	Morgan Stanley	(4,113)
(8,713)	Merck & Co Inc	Barclays Bank	(11,763)
8,785	Merck & Co Inc	HSBC	59,299
2,906	Merck & Co Inc	Morgan Stanley	3,923
34,395	Mercury General Corp	HSBC	9,287

保有高	銘柄	取引相手	未実現純評価益 ／(損) (米ドル)
米国 (続き)			
53	Mercury General Corp	Morgan Stanley	(60)
(3,800)	Mercury Systems Inc	Bank of America Merrill Lynch	5,037
(2,171)	Mercury Systems Inc	Barclays Bank	1,954
(3,774)	Mercury Systems Inc	Goldman Sachs	5,737
(3,239)	Mercury Systems Inc	HSBC	4,716
(10,360)	Mercury Systems Inc	Morgan Stanley	9,324
6,234	Meridian Corp	Bank of America Merrill Lynch	12,343
18,269	Meridian Corp	Barclays Bank	12,971
800	Meridian Corp	Goldman Sachs	1,584
14,407	Meridian Corp	HSBC	38,323
8,803	Meridian Corp	Morgan Stanley	6,250
(1,152)	MeridianLink Inc	Barclays Bank	12
(23,918)	MeridianLink Inc	Goldman Sachs	15,547
(8,106)	MeridianLink Inc	HSBC	(5,431)
2,046	Merit Medical Systems Inc	Bank of America Merrill Lynch	675
17,706	Merit Medical Systems Inc	Barclays Bank	(28,153)
12,011	Merit Medical Systems Inc	Goldman Sachs	3,963
1,193	Merit Medical Systems Inc	HSBC	2,959
4,581	Merit Medical Systems Inc	Morgan Stanley	(7,284)
(5,706)	Meritage Homes Corp	Bank of America Merrill Lynch	(4,165)
(28,227)	Meritage Homes Corp	Barclays Bank	(13,267)
(20,343)	Meritage Homes Corp	Goldman Sachs	(14,851)
(12,446)	Meritage Homes Corp	HSBC	(129,687)
23,454	Mersana Therapeutics Inc	Goldman Sachs	(4,925)
4,057	Mersana Therapeutics Inc	Morgan Stanley	1,217
(10,469)	Mesa Air Group Inc	Barclays Bank	419
(9,526)	Mesa Air Group Inc	HSBC	1,238
(23,696)	Mesa Air Group Inc	Morgan Stanley	948
(3,162)	Mesa Laboratories Inc	Barclays Bank	15,494
(3,386)	Mesa Laboratories Inc	HSBC	9,819
(609)	Meta Platforms Inc ' A'	Bank of America Merrill Lynch	914
(2,731)	Meta Platforms Inc ' A'	Barclays Bank	3,100
(2,769)	Meta Platforms Inc ' A'	Goldman Sachs	18,760
(1,519)	Meta Platforms Inc ' A'	HSBC	(9,749)
(3,059)	Meta Platforms Inc ' A'	Morgan Stanley	3,472
(18,667)	Methode Electronics Inc	Barclays Bank	36,401
(27,050)	Methode Electronics Inc	Goldman Sachs	62,756
(19,004)	Methode Electronics Inc	HSBC	6,651
105,340	MetLife Inc	Barclays Bank	(180,131)
(15,608)	MetLife Inc	Barclays Bank	26,690
21,060	MetLife Inc	Goldman Sachs	19,586
(9,083)	MetLife Inc	Goldman Sachs	(8,447)
(25,914)	Metrocity Bankshares Inc	Barclays Bank	30,838
(17,328)	Metrocity Bankshares Inc	Goldman Sachs	23,393
2,526	Metropolitan Bank Holding Corp	Bank of America Merrill Lynch	(16,798)

保有高	銘柄	取引相手	未実現純評価益 ／(損) (米ドル)
米国 (続き)			
6,394	Metropolitan Bank Holding Corp	Barclays Bank	(17,520)
5,414	Metropolitan Bank Holding Corp	HSBC	(13,643)
2,253	Metropolitan Bank Holding Corp	Morgan Stanley	(6,173)
444	Mettler-Toledo International Inc	Goldman Sachs	4,897
(86)	Mettler-Toledo International Inc	Goldman Sachs	(949)
26	Mettler-Toledo International Inc	HSBC	1,771
(67)	Mettler-Toledo International Inc	HSBC	1,237
(11,075)	MFA Financial Inc (REIT)	Bank of America Merrill Lynch	4,209
(24,363)	MFA Financial Inc (REIT)	Barclays Bank	2,913
(35,191)	MFA Financial Inc (REIT)	Goldman Sachs	13,373
(7,775)	MFA Financial Inc (REIT)	HSBC	(1,911)
(7,609)	MFA Financial Inc (REIT)	Morgan Stanley	989
(9,705)	MGE Energy Inc	Barclays Bank	18,925
(22,326)	MGE Energy Inc	HSBC	(53,359)
(11,406)	MGE Energy Inc	Morgan Stanley	22,242
92,300	MGIC Investment Corp	Bank of America Merrill Lynch	1,846
102,736	MGIC Investment Corp	Barclays Bank	(14,383)
45,977	MGIC Investment Corp	Goldman Sachs	920
35,167	MGIC Investment Corp	HSBC	(9,495)
68,900	MGIC Investment Corp	Morgan Stanley	(9,646)
4,043	MGM Resorts International	Bank of America Merrill Lynch	(1,886)
18,034	MGM Resorts International	Barclays Bank	8,542
45,887	MGM Resorts International	Goldman Sachs	(72,043)
11,510	MGM Resorts International	HSBC	13,528
3,388	MGP Ingredients Inc	Bank of America Merrill Lynch	23,818
1,214	MGP Ingredients Inc	Barclays Bank	(680)
2,566	MGP Ingredients Inc	Goldman Sachs	18,039
3,340	MGP Ingredients Inc	HSBC	30,194
(34,399)	Microchip Technology Inc	Barclays Bank	39,903
6,192	Microchip Technology Inc	Barclays Bank	(7,183)
(26,947)	Micron Technology Inc	Barclays Bank	156,293
(40,986)	Micron Technology Inc	Goldman Sachs	421,336
(16,019)	Micron Technology Inc	HSBC	73,538
(1,958)	Microsoft Corp	Barclays Bank	2,761
2,954	Microsoft Corp	HSBC	43,571
4,640	Microsoft Corp	Morgan Stanley	(6,542)
(150,857)	MicroVision Inc	HSBC	49,942
17,990	Mid Penn Bancorp Inc	Barclays Bank	(20,689)
8,795	Mid Penn Bancorp Inc	HSBC	(3,254)
3,234	Mid-America Apartment Communities Inc (REIT)	Bank of America Merrill Lynch	6,308
12,606	Mid-America Apartment Communities Inc (REIT)	Barclays Bank	(7,059)
3,458	Mid-America Apartment Communities Inc (REIT)	Goldman Sachs	227
4,367	Mid-America Apartment Communities Inc (REIT)	HSBC	22,115

保有高	銘柄	取引相手	未実現純評価益 ／(損) (米ドル)
米国 (続き)			
3,681	Mid-America Apartment Communities Inc (REIT)	Morgan Stanley	(2,061)
(5,082)	Middleby Corp	Barclays Bank	2,643
2,853	Middlefield Banc Corp	Barclays Bank	(1,997)
2,966	Middlefield Banc Corp	Goldman Sachs	(2,432)
(557)	Middlesex Water Co	Bank of America Merrill Lynch	1,304
(628)	Middlesex Water Co	Goldman Sachs	1,865
(597)	Middlesex Water Co	HSBC	468
40,848	Midland States Bancorp Inc	Bank of America Merrill Lynch	(29,002)
34,165	Midland States Bancorp Inc	Barclays Bank	(21,524)
18,922	Midland States Bancorp Inc	Goldman Sachs	(13,435)
28,966	Midland States Bancorp Inc	HSBC	(38,235)
21,311	Midland States Bancorp Inc	Morgan Stanley	(13,426)
7,401	MidWestOne Financial Group Inc	Bank of America Merrill Lynch	(8,585)
41,744	MidWestOne Financial Group Inc	Barclays Bank	(21,707)
27,590	MidWestOne Financial Group Inc	Goldman Sachs	(32,004)
8,709	MidWestOne Financial Group Inc	HSBC	2,613
6,629	MidWestOne Financial Group Inc	Morgan Stanley	(3,447)
(101,369)	Milestone Scientific Inc	Barclays Bank	3,741
(20,990)	Milestone Scientific Inc	Goldman Sachs	1,465
16,301	Miller Industries Inc	Barclays Bank	(1,956)
17,844	Miller Industries Inc	Goldman Sachs	4,104
18,869	Miller Industries Inc	HSBC	30,379
8,846	Miller Industries Inc	Morgan Stanley	(1,062)
(35,121)	MillerKnoll Inc	Barclays Bank	99,568
(17,535)	MillerKnoll Inc	Goldman Sachs	65,493
(19,183)	MillerKnoll Inc	HSBC	30,597
62,513	MiMedx Group Inc	Bank of America Merrill Lynch	(22,505)
21,739	MiMedx Group Inc	Goldman Sachs	(7,826)
12,965	MiMedx Group Inc	Morgan Stanley	(648)
2,853	Mind Medicine MindMed Inc	Bank of America Merrill Lynch	(342)
9,147	Mind Medicine MindMed Inc	Barclays Bank	(183)
2,771	Mind Medicine MindMed Inc	HSBC	443
(15,882)	Minerals Technologies Inc	Barclays Bank	(19,694)
(16,843)	Minerals Technologies Inc	Goldman Sachs	(25,433)
(4,677)	Minerals Technologies Inc	HSBC	(20,485)
(7,741)	Minerals Technologies Inc	Morgan Stanley	(9,599)
51,209	Miragen Therapeutics Inc*	Goldman Sachs	(51)
1,884	Miragen Therapeutics Inc*, π	Morgan Stanley	—
(2,098)	Mirati Therapeutics Inc	Bank of America Merrill Lynch	(35,383)
(5,212)	Mirati Therapeutics Inc	Barclays Bank	(16,965)
(2,325)	Mirati Therapeutics Inc	Morgan Stanley	(7,568)
(60,199)	Mirion Technologies Inc	Barclays Bank	602
(9,532)	Mirion Technologies Inc	Morgan Stanley	95
13,832	Mirum Pharmaceuticals Inc	Barclays Bank	(12,864)
5,673	Mirum Pharmaceuticals Inc	Goldman Sachs	(7,091)

保有高	銘柄	取引相手	未実現純評価益 ／(損) (米ドル)
米国 (続き)			
6,745	Mirum Pharmaceuticals Inc	HSBC	(34,804)
2,642	Mission Produce Inc	Barclays Bank	(2,483)
13,133	Mission Produce Inc	Goldman Sachs	(11,426)
2,726	Mission Produce Inc	HSBC	(2,126)
5,928	Mister Car Wash Inc	Bank of America Merrill Lynch	(948)
16,628	Mister Car Wash Inc	Barclays Bank	4,822
47,894	Mister Car Wash Inc	Goldman Sachs	(6,026)
65,490	Mister Car Wash Inc	HSBC	38,578
8,488	Mister Car Wash Inc	Morgan Stanley	2,462
49,561	Mistras Group Inc	Bank of America Merrill Lynch	(16,107)
20,987	Mistras Group Inc	Barclays Bank	315
23,606	Mistras Group Inc	Goldman Sachs	(7,672)
9,074	Mistras Group Inc	HSBC	(4,310)
45,772	Mistras Group Inc	Morgan Stanley	687
(1,108)	Mitek Systems Inc	Bank of America Merrill Lynch	1,740
(27,905)	Mitek Systems Inc	Barclays Bank	19,533
(3,285)	Mitek Systems Inc	Goldman Sachs	5,157
(39,860)	Mitek Systems Inc	HSBC	63,377
(3,182)	Mitek Systems Inc	Morgan Stanley	2,227
(5,278)	MKS Instruments Inc	Barclays Bank	(4,909)
1,563	MKS Instruments Inc	Barclays Bank	1,454
1,148	MKS Instruments Inc	Goldman Sachs	(4,213)
(6,118)	MKS Instruments Inc	Morgan Stanley	(5,690)
3,414	Model N Inc	Bank of America Merrill Lynch	(4,404)
14,095	Model N Inc	Barclays Bank	(2,960)
12,161	Model N Inc	Goldman Sachs	(15,559)
18,091	Model N Inc	HSBC	24,061
1,140	Model N Inc	Morgan Stanley	(1,095)
(3,752)	Moderna Inc	Barclays Bank	30,729
(1,425)	Moderna Inc	Goldman Sachs	20,050
(265)	Moderna Inc	HSBC	3,723
(640)	Moderna Inc	Morgan Stanley	5,242
9,991	Modine Manufacturing Co	Barclays Bank	(11,889)
25,880	Modine Manufacturing Co	Goldman Sachs	(27,433)
6,621	Modine Manufacturing Co	HSBC	(1,854)
(1,357)	ModivCare Inc	Barclays Bank	7,274
(1,770)	ModivCare Inc	Goldman Sachs	10,486
(535)	ModivCare Inc	Morgan Stanley	2,868
14,163	Moelis & Co 'A'	Barclays Bank	(13,880)
13,956	Moelis & Co 'A'	Goldman Sachs	(68,943)
(4,252)	Mohawk Industries Inc	Barclays Bank	15,562
4,035	Mohawk Industries Inc	Morgan Stanley	(14,768)
2,653	Molecular Templates Inc	Bank of America Merrill Lynch	(280)
5,631	Molecular Templates Inc	Barclays Bank	(551)
38,904	Molecular Templates Inc	Goldman Sachs	(4,108)

保有高	銘柄	取引相手	未実現純評価益 ／(損) (米ドル)
米国 (続き)			
8,305	Molecular Templates Inc	HSBC	(519)
13,598	Molecular Templates Inc	Morgan Stanley	(1,330)
(567)	Molina Healthcare Inc	Bank of America Merrill Lynch	(9,044)
(1,022)	Molina Healthcare Inc	Barclays Bank	(13,787)
(2,626)	Molina Healthcare Inc	Goldman Sachs	(47,294)
(2,318)	Molina Healthcare Inc	HSBC	6,023
(1,360)	Molina Healthcare Inc	Morgan Stanley	(18,346)
18,429	Molson Coors Beverage Co ' B'	Barclays Bank	(6,450)
(1,129)	Molson Coors Beverage Co ' B'	Barclays Bank	622
4,649	Molson Coors Beverage Co ' B'	HSBC	14,691
(1,967)	Molson Coors Beverage Co ' B'	HSBC	468
23,822	Momentive Global Inc	Barclays Bank	953
44,342	Momentive Global Inc	Goldman Sachs	(47,446)
11,858	Momentive Global Inc	HSBC	119
(14,920)	Momentum Inc	Goldman Sachs	5,819
(98,054)	Momentum Inc	Morgan Stanley	7,844
(406)	Monarch Casino & Resort Inc	Bank of America Merrill Lynch	(991)
(8,569)	Monarch Casino & Resort Inc	Barclays Bank	(14,053)
4,286	Mondee Holdings Inc	Barclays Bank	(4,286)
2,110	Mondee Holdings Inc	HSBC	(4,420)
4,280	Mondelez International Inc ' A'	Bank of America Merrill Lynch	5,350
(7,969)	Mondelez International Inc ' A'	Bank of America Merrill Lynch	(9,961)
32,972	Mondelez International Inc ' A'	Goldman Sachs	41,215
(22,377)	Mondelez International Inc ' A'	Goldman Sachs	(27,971)
31,859	Mondelez International Inc ' A'	HSBC	63,081
(6,053)	Mondelez International Inc ' A'	HSBC	(11,985)
(4,460)	Mondelez International Inc ' A'	Morgan Stanley	1,829
11,599	Moneylion Inc	Barclays Bank	305
25,697	Moneylion Inc	Goldman Sachs	(1,909)
13,069	Moneylion Inc	HSBC	(3,095)
(156)	MongoDB Inc	Bank of America Merrill Lynch	6,566
(384)	MongoDB Inc	HSBC	6,325
(1,525)	MongoDB Inc	Morgan Stanley	10,355
645	Monolithic Power Systems Inc	Barclays Bank	(13,048)
1,259	Monolithic Power Systems Inc	Goldman Sachs	(64,511)
900	Monolithic Power Systems Inc	HSBC	(2,124)
125	Monolithic Power Systems Inc	Morgan Stanley	(2,529)
(16,474)	Monro Inc	Barclays Bank	19,934
(22,003)	Monster Beverage Corp	Barclays Bank	75,030
(36,612)	Monster Beverage Corp	Morgan Stanley	124,847
(37,521)	Montauk Renewables Inc	Barclays Bank	46,151
(162)	Montrose Environmental Group Inc	Bank of America Merrill Lynch	1,059
(9,447)	Montrose Environmental Group Inc	Barclays Bank	11,903
(16,204)	Montrose Environmental Group Inc	Goldman Sachs	105,974
(8,670)	Montrose Environmental Group Inc	HSBC	(22,976)

保有高	銘柄	取引相手	未実現純評価益 ／(損) (米ドル)
米国 (続き)			
4,964	Moody' s Corp	Barclays Bank	(31,621)
(2,076)	Moody' s Corp	Barclays Bank	7,374
(2,054)	Moody' s Corp	Goldman Sachs	22,080
2,755	Moody' s Corp	Morgan Stanley	(17,549)
1,510	Moog Inc ' A'	Bank of America Merrill Lynch	(2,824)
26,481	Moog Inc ' A'	Barclays Bank	(79,973)
17,990	Moog Inc ' A'	Goldman Sachs	(33,641)
7,676	Moog Inc ' A'	HSBC	(2,763)
811	Moog Inc ' A'	Morgan Stanley	(2,449)
(171)	Morgan Group Holding Co	Bank of America Merrill Lynch	(91)
(47)	Morgan Group Holding Co	Barclays Bank	(9)
(9)	Morgan Group Holding Co	Goldman Sachs	(5)
(69)	Morgan Group Holding Co	HSBC	(12)
(50)	Morgan Group Holding Co	Morgan Stanley	(10)
(21,994)	Morgan Stanley	Barclays Bank	(10,557)
(72,525)	Morgan Stanley	Goldman Sachs	24,074
(14,069)	Morgan Stanley	HSBC	(57,794)
102	Morningstar Inc	Barclays Bank	(747)
(524)	Morningstar Inc	Barclays Bank	3,836
232	Morningstar Inc	Goldman Sachs	(2,255)
(409)	Morningstar Inc	Goldman Sachs	3,975
204	Morningstar Inc	HSBC	(75)
(1,488)	Morningstar Inc	HSBC	551
(868)	Morningstar Inc	Morgan Stanley	6,354
915	Morphic Holding Inc	Bank of America Merrill Lynch	(2,864)
1,078	Morphic Holding Inc	Barclays Bank	(2,081)
2,653	Morphic Holding Inc	Goldman Sachs	(8,304)
787	Morphic Holding Inc	HSBC	441
2,967	Morphic Holding Inc	Morgan Stanley	(5,726)
4,154	Mosaic Co	Barclays Bank	(3,905)
10,460	Mosaic Co	Goldman Sachs	(32,008)
1,694	Mosaic Co	HSBC	(6,383)
1,766	Mosaic Co	Morgan Stanley	(1,660)
2,994	Motorcar Parts of America Inc	Bank of America Merrill Lynch	(9,760)
3,632	Motorcar Parts of America Inc	Barclays Bank	(8,572)
7,883	Motorcar Parts of America Inc	Goldman Sachs	(25,699)
3,091	Motorcar Parts of America Inc	HSBC	(26,212)
1,095	Motorcar Parts of America Inc	Morgan Stanley	(2,584)
(8,278)	Motorola Solutions Inc	Barclays Bank	(18,253)
(605)	Motorola Solutions Inc	Goldman Sachs	(10,197)
(2,268)	Motorola Solutions Inc	HSBC	(32,905)
(4,286)	Movado Group Inc	Barclays Bank	(6,258)
(2,076)	Movado Group Inc	Goldman Sachs	8,366
(13,121)	Movado Group Inc	HSBC	22,043
(1,008)	Movado Group Inc	Morgan Stanley	(1,472)

保有高	銘柄	取引相手	未実現純評価益 ／(損) (米ドル)
米国 (続き)			
(19,956)	MP Materials Corp	Barclays Bank	31,819
(1,529)	Mr Cooper Group Inc	Bank of America Merrill Lynch	321
(2,873)	Mr Cooper Group Inc	Barclays Bank	546
(7,906)	Mr Cooper Group Inc	HSBC	(79)
(1,503)	Mr Cooper Group Inc	Morgan Stanley	286
15,624	MRC Global Inc	Barclays Bank	(6,093)
15,267	MRC Global Inc	Goldman Sachs	(1,832)
22,477	MRC Global Inc	HSBC	38,211
(2,504)	MSA Safety Inc	Barclays Bank	6,410
419	MSA Safety Inc	HSBC	(369)
1,139	MSA Safety Inc	Morgan Stanley	1,000
1,326	MSC Industrial Direct Co Inc ' A'	Bank of America Merrill Lynch	(1,711)
45,716	MSC Industrial Direct Co Inc ' A'	Barclays Bank	(102,096)
19,057	MSC Industrial Direct Co Inc ' A'	Goldman Sachs	(24,584)
1,829	MSC Industrial Direct Co Inc ' A'	HSBC	(2,269)
16,087	MSC Industrial Direct Co Inc ' A'	Morgan Stanley	(41,022)
(1,612)	MSCI Inc	Goldman Sachs	28,613
(881)	Mueller Industries Inc	Bank of America Merrill Lynch	1,172
(2,392)	Mueller Industries Inc	Barclays Bank	6,411
(4,513)	Mueller Industries Inc	Goldman Sachs	6,384
(3,870)	Mueller Industries Inc	HSBC	(13,700)
(3,150)	Mueller Industries Inc	Morgan Stanley	8,442
77,625	Mueller Water Products Inc ' A'	Goldman Sachs	(6,986)
47,481	Mueller Water Products Inc ' A'	HSBC	950
25,162	Multiplan Corp	Goldman Sachs	(6,542)
24,077	Multiplan Corp	HSBC	(13,242)
23,089	Murphy Oil Corp	Barclays Bank	(29,323)
9,652	Murphy Oil Corp	Goldman Sachs	(26,253)
45,450	Murphy Oil Corp	HSBC	(86,355)
1,427	Murphy USA Inc	Bank of America Merrill Lynch	13,128
2,318	Murphy USA Inc	Barclays Bank	2,202
3,074	Murphy USA Inc	Goldman Sachs	28,281
1,650	Murphy USA Inc	HSBC	(17,853)
2,475	Murphy USA Inc	Morgan Stanley	2,351
64,026	Mustang Bio Inc	Barclays Bank	(1,088)
63,168	Mustang Bio Inc	Goldman Sachs	(38)
109,019	Mustang Bio Inc	HSBC	3,925
(2,843)	MVB Financial Corp	Barclays Bank	4,293
(5,583)	MVB Financial Corp	Goldman Sachs	3,796
(2,056)	MVB Financial Corp	HSBC	925
(39,448)	Myers Industries Inc	Barclays Bank	(1,183)
6,805	MYR Group Inc	Barclays Bank	(23,205)
6,986	MYR Group Inc	Goldman Sachs	(7,824)
963	MYR Group Inc	HSBC	2,070
(2,217)	Myriad Genetics Inc	Bank of America Merrill Lynch	155

保有高	銘柄	取引相手	未実現純評価益 ／(損) (米ドル)
	米国 (続き)		
(6,543)	Myriad Genetics Inc	Barclays Bank	3,926
(8,487)	Myriad Genetics Inc	Goldman Sachs	9,182
(24,508)	N-able Inc	Bank of America Merrill Lynch	10,293
(10,649)	N-able Inc	Barclays Bank	3,833
(58,461)	N-able Inc	Goldman Sachs	24,554
(34,852)	N-able Inc	HSBC	(42,868)
(46,386)	N-able Inc	Morgan Stanley	16,699
(2,239)	Nabors Industries Ltd	Barclays Bank	3,336
534	Nabors Industries Ltd	Goldman Sachs	(13,948)
637	Nabors Industries Ltd	HSBC	(16,301)
(2,509)	NACCO Industries Inc ' A'	Bank of America Merrill Lynch	5,746
(4,328)	NACCO Industries Inc ' A'	Barclays Bank	11,080
(562)	NACCO Industries Inc ' A'	Goldman Sachs	1,287
16,550	NanoString Technologies Inc	Bank of America Merrill Lynch	(23,501)
7,673	NanoString Technologies Inc	Barclays Bank	(2,839)
17,375	NanoString Technologies Inc	HSBC	(869)
(2,169)	Napco Security Technologies Inc	Bank of America Merrill Lynch	2,944
(5,689)	Napco Security Technologies Inc	Barclays Bank	(1,934)
(2,672)	Napco Security Technologies Inc	Morgan Stanley	(908)
(44,957)	Nasdaq Inc	Goldman Sachs	(85,418)
(3,799)	Nasdaq Inc	HSBC	(8,054)
10,204	Nasdaq Inc	Morgan Stanley	5,276
2,341	Natera Inc	Bank of America Merrill Lynch	10,090
4,735	Natera Inc	Barclays Bank	14,489
1,194	Natera Inc	Goldman Sachs	5,146
2,631	Natera Inc	HSBC	(10,419)
(898)	Nathan' s Famous Inc	Bank of America Merrill Lynch	(1,006)
(8,841)	Nathan' s Famous Inc	Barclays Bank	(14,146)
(272)	Nathan' s Famous Inc	Goldman Sachs	(305)
(1,367)	Nathan' s Famous Inc	Morgan Stanley	(2,187)
6,100	National Bank Holdings Corp ' A'	Bank of America Merrill Lynch	(15,500)
14,485	National Bank Holdings Corp ' A'	Barclays Bank	(40,558)
6,137	National Bank Holdings Corp ' A'	Goldman Sachs	(17,552)
12,905	National Bank Holdings Corp ' A'	HSBC	(17,422)
11,479	National Bank Holdings Corp ' A'	Morgan Stanley	(32,141)
(8,946)	National Bankshares Inc	Bank of America Merrill Lynch	(5,725)
(9,187)	National Bankshares Inc	Barclays Bank	5,145
(10,067)	National Bankshares Inc	Morgan Stanley	5,638
(6,650)	National Beverage Corp	Bank of America Merrill Lynch	11,371
(5,323)	National Beverage Corp	Barclays Bank	3,673
(3,644)	National Beverage Corp	Goldman Sachs	6,231
(2,477)	National Beverage Corp	HSBC	(8,645)
(719)	National Beverage Corp	Morgan Stanley	496
(16,010)	National Energy Services Reunited Corp	Barclays Bank	5,764
(40,920)	National Fuel Gas Co	Barclays Bank	35,600

保有高	銘柄	取引相手	未実現純評価益 ／(損) (米ドル)
米国 (続き)			
(16,005)	National Fuel Gas Co	Goldman Sachs	(11,844)
(3,569)	National Fuel Gas Co	HSBC	607
(15,155)	National Health Investors Inc (REIT)	Bank of America Merrill Lynch	13,412
(13,899)	National Health Investors Inc (REIT)	Barclays Bank	13,691
(12,905)	National Health Investors Inc (REIT)	Goldman Sachs	11,421
(7,613)	National Health Investors Inc (REIT)	HSBC	2,094
(10,477)	National HealthCare Corp	Goldman Sachs	(7,334)
9,653	National Instruments Corp	Barclays Bank	(17,955)
(10,716)	National Instruments Corp	Barclays Bank	19,932
(4,626)	National Instruments Corp	Goldman Sachs	8,188
1,328	National Presto Industries Inc	Bank of America Merrill Lynch	(1,089)
2,821	National Presto Industries Inc	Barclays Bank	(8,914)
553	National Presto Industries Inc	Goldman Sachs	(453)
1,377	National Presto Industries Inc	HSBC	(2,764)
746	National Presto Industries Inc	Morgan Stanley	(2,357)
5,798	National Research Corp	Barclays Bank	2,435
891	National Research Corp	Goldman Sachs	214
(2,322)	National Retail Properties Inc (REIT)	Bank of America Merrill Lynch	963
(21,005)	National Retail Properties Inc (REIT)	Barclays Bank	25,626
(29,875)	National Retail Properties Inc (REIT)	Goldman Sachs	609
(55,244)	National Retail Properties Inc (REIT)	HSBC	(91,705)
(17,148)	National Retail Properties Inc (REIT)	Morgan Stanley	20,920
(6,446)	National Storage Affiliates Trust (REIT)	Bank of America Merrill Lynch	7,277
(18,910)	National Storage Affiliates Trust (REIT)	Barclays Bank	28,554
28,017	National Storage Affiliates Trust (REIT)	Barclays Bank	(42,306)
(7,791)	National Storage Affiliates Trust (REIT)	Goldman Sachs	9,583
10,183	National Storage Affiliates Trust (REIT)	Goldman Sachs	(12,525)
(9,379)	National Storage Affiliates Trust (REIT)	HSBC	(853)
(1,463)	National Vision Holdings Inc	Bank of America Merrill Lynch	3,072
(965)	National Vision Holdings Inc	Barclays Bank	1,409
(3,492)	National Vision Holdings Inc	Goldman Sachs	7,333
(693)	National Vision Holdings Inc	HSBC	(1,019)
(3,845)	National Vision Holdings Inc	Morgan Stanley	5,614
(2,164)	National Western Life Group Inc ' A '	Bank of America Merrill Lynch	19,736
(5,069)	National Western Life Group Inc ' A '	Barclays Bank	47,750
(5,163)	National Western Life Group Inc ' A '	Goldman Sachs	47,087
(2,229)	National Western Life Group Inc ' A '	HSBC	(6,620)
(4,107)	National Western Life Group Inc ' A '	Morgan Stanley	38,688
23,528	Natural Gas Services Group Inc	Morgan Stanley	11,293
9,244	Natural Grocers by Vitamin Cottage Inc	Barclays Bank	(4,622)
14,415	Natural Grocers by Vitamin Cottage Inc	Goldman Sachs	(24,217)
15,371	Natural Grocers by Vitamin Cottage Inc	HSBC	(25,362)
1,452	Natural Grocers by Vitamin Cottage Inc	Morgan Stanley	(726)
19,911	Nature' s Sunshine Products Inc	Bank of America Merrill Lynch	9,557
20,720	Nature' s Sunshine Products Inc	Barclays Bank	(622)

保有高	銘柄	取引相手	未実現純評価益 ／(損) (米ドル)
米国 (続き)			
11,746	Nature' s Sunshine Products Inc	Goldman Sachs	5,638
1,012	Nature' s Sunshine Products Inc	HSBC	314
19,046	Nature' s Sunshine Products Inc	Morgan Stanley	(571)
41,516	Nautilus Biotechnology Inc	Barclays Bank	(2,491)
25,890	Nautilus Biotechnology Inc	Goldman Sachs	(7,249)
18,464	Nautilus Biotechnology Inc	HSBC	(7,016)
11,654	Nautilus Biotechnology Inc	Morgan Stanley	(699)
(13,015)	Nautilus Inc	Barclays Bank	781
(9,172)	Nautilus Inc	Goldman Sachs	1,192
(7,590)	Nautilus Inc	HSBC	531
8,007	Navient Corp	Barclays Bank	400
14,795	Navient Corp	Goldman Sachs	—
24,589	Navient Corp	HSBC	22,868
9,258	Navigator Holdings Ltd	Bank of America Merrill Lynch	(9,443)
20,508	Navigator Holdings Ltd	Barclays Bank	(13,945)
14,546	Navigator Holdings Ltd	Goldman Sachs	(14,837)
6,797	Navigator Holdings Ltd	HSBC	(7,613)
5,358	Navigator Holdings Ltd	Morgan Stanley	(3,643)
(1,358)	Navitas Semiconductor Corp	Goldman Sachs	1,575
(14,304)	Navitas Semiconductor Corp	Morgan Stanley	3,004
(231)	nCino Inc	Bank of America Merrill Lynch	1,021
(11,031)	nCino Inc	Barclays Bank	10,700
(16,134)	nCino Inc	Goldman Sachs	71,313
(9,894)	nCino Inc	HSBC	570
(1,614)	NCR Corp	Bank of America Merrill Lynch	476
3,177	NCR Corp	Bank of America Merrill Lynch	(937)
(9,612)	NCR Corp	Barclays Bank	1,009
6,021	NCR Corp	Barclays Bank	(632)
(1,089)	NCR Corp	Goldman Sachs	(978)
3,335	NCR Corp	Goldman Sachs	(984)
(7,441)	NCR Corp	HSBC	(10,062)
8,347	NCR Corp	HSBC	18,155
(1,878)	NCR Corp	Morgan Stanley	417
(50,347)	Necessity Retail Inc (REIT)	Bank of America Merrill Lynch	(3,273)
(70,143)	Necessity Retail Inc (REIT)	Barclays Bank	8,768
(100,824)	Necessity Retail Inc (REIT)	Goldman Sachs	(6,554)
(23,003)	Necessity Retail Inc (REIT)	HSBC	(575)
(41,384)	Necessity Retail Inc (REIT)	Morgan Stanley	5,173
42,514	Nektar Therapeutics	Bank of America Merrill Lynch	(43,364)
47,868	Nektar Therapeutics	Barclays Bank	(25,370)
109,831	Nektar Therapeutics	Goldman Sachs	(112,027)
74,500	Nektar Therapeutics	HSBC	(66,305)
123,434	Nektar Therapeutics	Morgan Stanley	(65,420)
352	Nelnet Inc ' A'	Bank of America Merrill Lynch	84
11,101	Nelnet Inc ' A'	Barclays Bank	(12,544)

保有高	銘柄	取引相手	未実現純評価益 ／(損) (米ドル)
米国 (続き)			
9,429	Nelnet Inc ' A'	Goldman Sachs	2,263
1,172	Nelnet Inc ' A'	HSBC	7,874
305	Nelnet Inc ' A'	Morgan Stanley	(345)
(3,968)	NEOGAMES SA	Goldman Sachs	17,499
(714)	NEOGAMES SA	Morgan Stanley	778
(12,738)	Neogen Corp	Bank of America Merrill Lynch	4,204
(8,803)	Neogen Corp	Barclays Bank	(616)
(15,989)	Neogen Corp	Goldman Sachs	2,667
(7)	Neogen Corp π	Morgan Stanley	—
3,012	NeoGenomics Inc	Bank of America Merrill Lynch	(3,464)
4,627	NeoGenomics Inc	Goldman Sachs	(3,134)
3,516	NeoGenomics Inc	HSBC	4,254
7,808	NeoGenomics Inc	Morgan Stanley	(468)
(6,324)	Neoleukin Therapeutics Inc	Bank of America Merrill Lynch	(476)
(10,951)	Neoleukin Therapeutics Inc	Barclays Bank	(767)
(16,811)	Neoleukin Therapeutics Inc	Goldman Sachs	(1,264)
(3,007)	Neoleukin Therapeutics Inc	HSBC	84
(2,605)	Neoleukin Therapeutics Inc	Morgan Stanley	(182)
(28,323)	NerdWallet Inc ' A'	Morgan Stanley	10,480
15,204	NetApp Inc	Barclays Bank	(123,760)
20,735	NetApp Inc	Goldman Sachs	(170,442)
5,639	NetApp Inc	HSBC	(20,864)
(3,360)	Netflix Inc	Barclays Bank	17,707
(4,670)	Netflix Inc	Goldman Sachs	134,403
(4,117)	Netflix Inc	Morgan Stanley	21,697
9,824	NETGEAR Inc	Barclays Bank	1,277
16,419	NETGEAR Inc	Goldman Sachs	2,463
1,914	NETGEAR Inc	HSBC	785
962	NETGEAR Inc	Morgan Stanley	125
(1,492)	NetScout Systems Inc	Goldman Sachs	1,015
(1,602)	NetScout Systems Inc	HSBC	1,395
(2,121)	NetScout Systems Inc	Morgan Stanley	1,654
(58,343)	NETSTREIT Corp (REIT)	Barclays Bank	3,501
(47,649)	NETSTREIT Corp (REIT)	Goldman Sachs	(32,401)
(29,625)	NETSTREIT Corp (REIT)	HSBC	(21,330)
(37,849)	NeuBase Therapeutics Inc	Bank of America Merrill Lynch	2,842
(14,766)	NeuBase Therapeutics Inc	Barclays Bank	238
2,756	Neurocrine Biosciences Inc	Bank of America Merrill Lynch	19,313
3,634	Neurocrine Biosciences Inc	Barclays Bank	10,602
1,767	Neurocrine Biosciences Inc	Goldman Sachs	16,203
3,958	Neurocrine Biosciences Inc	HSBC	2,757
5,066	Neurocrine Biosciences Inc	Morgan Stanley	15,907
118	NeuroPace Inc	Barclays Bank	15
811	Nevro Corp	Bank of America Merrill Lynch	(608)
539	Nevro Corp	Barclays Bank	1,326

保有高	銘柄	取引相手	未実現純評価益 ／(損) (米ドル)
米国 (続き)			
8,245	Nevro Corp	HSBC	45,842
(13,301)	New Fortress Energy Inc	Goldman Sachs	266
2,744	New Fortress Energy Inc	Goldman Sachs	(55)
(2,260)	New Fortress Energy Inc	Morgan Stanley	2,509
10,250	New Jersey Resources Corp	Bank of America Merrill Lynch	10,824
13,207	New Jersey Resources Corp	Barclays Bank	(13,471)
12,962	New Jersey Resources Corp	Goldman Sachs	38,971
20,021	New Jersey Resources Corp	HSBC	52,706
1,662	New Jersey Resources Corp	Morgan Stanley	(1,695)
2,596	New Relic Inc	Bank of America Merrill Lynch	(5,356)
1,970	New Relic Inc	Barclays Bank	2,989
7,368	New Relic Inc	Goldman Sachs	(44,134)
2,175	New Relic Inc	HSBC	3,992
5,155	New Relic Inc	Morgan Stanley	9,640
(14,094)	New York Community Bancorp Inc	Bank of America Merrill Lynch	11,909
(57,236)	New York Community Bancorp Inc	Barclays Bank	21,463
64,182	New York Community Bancorp Inc	Goldman Sachs	(54,234)
(32,506)	New York Community Bancorp Inc	Morgan Stanley	12,190
(109,602)	New York Mortgage Trust Inc (REIT)	Barclays Bank	3,288
(182,632)	New York Mortgage Trust Inc (REIT)	Goldman Sachs	10,958
(36,719)	New York Mortgage Trust Inc (REIT)	HSBC	(4,406)
(133,718)	New York Mortgage Trust Inc (REIT)	Morgan Stanley	4,012
(12,147)	New York Times Co ' A '	Bank of America Merrill Lynch	16,398
(7,942)	New York Times Co ' A '	Goldman Sachs	10,722
(14,711)	New York Times Co ' A '	HSBC	(7,944)
(3,924)	New York Times Co ' A '	Morgan Stanley	706
6,402	Newegg Commerce Inc	Barclays Bank	(64)
17,070	Newegg Commerce Inc	HSBC	(1,366)
(1,953)	Newell Brands Inc	Bank of America Merrill Lynch	2,637
(34,012)	Newell Brands Inc	Barclays Bank	14,965
(67,390)	Newell Brands Inc	Goldman Sachs	90,976
(10,888)	Newell Brands Inc	HSBC	2,722
(10,740)	Newell Brands Inc	Morgan Stanley	4,726
(20,296)	Newmark Group Inc ' A '	Barclays Bank	2,841
(12,153)	Newmark Group Inc ' A '	Goldman Sachs	4,740
(1,826)	NewMarket Corp	Bank of America Merrill Lynch	(12,472)
(3,547)	NewMarket Corp	Barclays Bank	9,329
(2,692)	NewMarket Corp	Goldman Sachs	(18,386)
(3,606)	NewMarket Corp	HSBC	(20,554)
(887)	NewMarket Corp	Morgan Stanley	2,333
2,663	Newmont Corp	Bank of America Merrill Lynch	2,132
41,639	Newmont Corp	Barclays Bank	(1,666)
32,774	Newmont Corp	Goldman Sachs	12,384
6,833	Newmont Corp	HSBC	1,027
12,365	Newmont Corp	Morgan Stanley	(495)

保有高	銘柄	取引相手	未実現純評価益 ／(損) (米ドル)
米国 (続き)			
6,249	Newpark Resources Inc	Bank of America Merrill Lynch	(750)
14,792	Newpark Resources Inc	Barclays Bank	(2,663)
37,884	Newpark Resources Inc	HSBC	379
(23,423)	News Corp ' A'	Barclays Bank	(16,045)
29,021	News Corp ' A'	Goldman Sachs	10,593
(28,349)	News Corp ' A'	Goldman Sachs	(10,347)
(46,768)	News Corp ' A'	HSBC	(66,644)
15,590	News Corp ' A'	Morgan Stanley	10,679
(83,598)	News Corp ' A'	Morgan Stanley	(57,265)
28,243	News Corp ' B'	Barclays Bank	18,076
28,361	News Corp ' B'	Goldman Sachs	10,210
74,806	News Corp ' B'	HSBC	106,973
12,507	News Corp ' B'	Morgan Stanley	8,004
6,311	NexPoint Residential Trust Inc (REIT)	Bank of America Merrill Lynch	(10,596)
5,598	NexPoint Residential Trust Inc (REIT)	Barclays Bank	(8,229)
15,659	NexPoint Residential Trust Inc (REIT)	Goldman Sachs	(27,717)
3,770	NexPoint Residential Trust Inc (REIT)	HSBC	5,504
1,541	NexPoint Residential Trust Inc (REIT)	Morgan Stanley	(2,265)
310	Nexstar Media Group Inc	Bank of America Merrill Lynch	5,112
5,115	Nexstar Media Group Inc	Barclays Bank	71,764
3,899	Nexstar Media Group Inc	HSBC	76,498
461	Nexstar Media Group Inc	Morgan Stanley	6,468
67,956	NextCure Inc	Barclays Bank	(12,232)
9,126	NextCure Inc	Goldman Sachs	(3,103)
18,157	NextCure Inc	HSBC	(6,900)
(24,711)	NextDecade Corp	Barclays Bank	3,212
(5,060)	NextDecade Corp	Goldman Sachs	2,960
(24,470)	NextDecade Corp	Morgan Stanley	2,749
(35,122)	NextEra Energy Inc	Barclays Bank	48,469
(8,007)	NextEra Energy Inc	Goldman Sachs	1,441
(8,888)	NextEra Energy Inc	HSBC	(39,640)
(6,791)	NextEra Energy Partners LP	Barclays Bank	3,463
9,943	NextEra Energy Partners LP	Barclays Bank	(5,071)
(595)	NextEra Energy Partners LP	HSBC	(180)
5,867	NextEra Energy Partners LP	HSBC	16,134
(2,396)	NextEra Energy Partners LP	Morgan Stanley	1,222
1,593	NextEra Energy Partners LP	Morgan Stanley	(812)
9,856	NextGen Healthcare Inc	Barclays Bank	1,084
39,070	NextGen Healthcare Inc	Goldman Sachs	(2,735)
8,639	NexTier Oilfield Solutions Inc	Bank of America Merrill Lynch	(2,333)
22,271	NexTier Oilfield Solutions Inc	Barclays Bank	(9,354)
16,166	NexTier Oilfield Solutions Inc	Goldman Sachs	(4,365)
24,743	NexTier Oilfield Solutions Inc	HSBC	(8,413)
22,391	NGM Biopharmaceuticals Inc	Barclays Bank	1,791
9,938	NGM Biopharmaceuticals Inc	Morgan Stanley	795

保有高	銘柄	取引相手	未実現純評価益 ／(損) (米ドル)
米国 (続き)			
8,897	NI Holdings Inc	Bank of America Merrill Lynch	1,424
11,120	NI Holdings Inc	Barclays Bank	2,113
19,083	NI Holdings Inc	Goldman Sachs	3,053
19,033	NI Holdings Inc	HSBC	(6,662)
6,252	NI Holdings Inc	Morgan Stanley	1,188
(3,329)	Nicolet Bankshares Inc	Bank of America Merrill Lynch	2,730
(14,260)	Nicolet Bankshares Inc	Barclays Bank	2,567
(20,445)	Nicolet Bankshares Inc	Goldman Sachs	16,765
(20,574)	Nicolet Bankshares Inc	HSBC	(38,885)
(4,151)	Nicolet Bankshares Inc	Morgan Stanley	747
(12,858)	NIKE Inc ' B'	Barclays Bank	(6,429)
(21,454)	NIKE Inc ' B'	Goldman Sachs	5,149
18,086	Nikola Corp	HSBC	(7,054)
4,603	Nikola Corp	Morgan Stanley	598
1,851	Nine Energy Service Inc	Barclays Bank	1,740
4,061	Nine Energy Service Inc	HSBC	7,797
4,798	Nine Energy Service Inc	Morgan Stanley	4,510
118,308	NiSource Inc	Barclays Bank	46,140
(3,467)	NiSource Inc	Barclays Bank	(1,352)
2,708	NiSource Inc	Goldman Sachs	4,089
(31,821)	NiSource Inc	HSBC	(71,915)
4,860	NiSource Inc	Morgan Stanley	1,895
16,007	Nkarta Inc	Barclays Bank	(10,565)
3,727	Nkarta Inc	Goldman Sachs	(9,206)
1,860	Nkarta Inc	HSBC	(1,728)
(35,339)	NL Industries Inc	Bank of America Merrill Lynch	19,436
(2,310)	NL Industries Inc	Barclays Bank	1,502
(21,055)	NL Industries Inc	Goldman Sachs	11,580
(2,190)	nLight Inc	Bank of America Merrill Lynch	1,017
(7,732)	nLight Inc	Barclays Bank	1,237
(16,396)	nLight Inc	Goldman Sachs	11,733
(6,999)	nLight Inc	HSBC	(1,350)
(5,633)	nLight Inc	Morgan Stanley	901
6,589	NMI Holdings Inc ' A'	Bank of America Merrill Lynch	(2,357)
33,042	NMI Holdings Inc ' A'	Barclays Bank	(14,976)
21,061	NMI Holdings Inc ' A'	Goldman Sachs	(16,192)
28,956	NMI Holdings Inc ' A'	HSBC	(27,798)
1,612	NMI Holdings Inc ' A'	Morgan Stanley	(742)
(22,692)	NN Inc	Bank of America Merrill Lynch	1,135
(26,938)	NN Inc	Barclays Bank	1,078
(12,015)	NN Inc	Goldman Sachs	601
(8,618)	NN Inc	HSBC	776
(14,139)	NN Inc	Morgan Stanley	566
(2,559)	Noble Corp Plc	HSBC	(973)
(17,436)	Noble Corp Plc	Morgan Stanley	(9,317)

保有高	銘柄	取引相手	未実現純評価益 ／(損) (米ドル)
米国 (続き)			
4,482	Noodles & Co	Bank of America Merrill Lynch	(2,331)
20,694	Noodles & Co	Barclays Bank	(6,622)
10,442	Noodles & Co	Goldman Sachs	(5,430)
5,729	Noodles & Co	HSBC	(4,812)
5,872	Noodles & Co	Morgan Stanley	(1,879)
80,003	Nordic American Tankers Ltd	Goldman Sachs	1,600
2,846	Nordic American Tankers Ltd	Morgan Stanley	28
(8,967)	Nordson Corp	Barclays Bank	41,697
3,818	Nordson Corp	Barclays Bank	(17,754)
(7,252)	Nordson Corp	Goldman Sachs	43,947
3,313	Nordson Corp	Goldman Sachs	(20,077)
(2,915)	Nordson Corp	HSBC	(10,465)
6,536	Nordson Corp	HSBC	26,050
2,437	Nordson Corp	Morgan Stanley	(11,332)
(7,320)	Nordstrom Inc	Bank of America Merrill Lynch	7,394
(4,411)	Nordstrom Inc	Barclays Bank	8,778
(4,019)	Nordstrom Inc	HSBC	8,005
(7,240)	Nordstrom Inc	Morgan Stanley	7,141
547	Norfolk Southern Corp	Bank of America Merrill Lynch	1,346
1,317	Norfolk Southern Corp	Barclays Bank	(659)
(8,261)	Norfolk Southern Corp	Barclays Bank	4,131
4,644	Norfolk Southern Corp	Goldman Sachs	11,424
767	Norfolk Southern Corp	HSBC	10,953
473	Norfolk Southern Corp	Morgan Stanley	(237)
(416)	Northeast Bank	Bank of America Merrill Lynch	677
(4,675)	Northeast Bank	HSBC	8,602
(70,067)	Northeast Community Bancorp Inc	Goldman Sachs	(8,408)
(14,528)	Northern Oil and Gas Inc	Barclays Bank	11,477
(2,797)	Northern Oil and Gas Inc	Goldman Sachs	5,594
(26,881)	Northern Oil and Gas Inc	HSBC	(9,140)
594	Northern Technologies International Corp	Goldman Sachs	333
4,720	Northern Technologies International Corp	Morgan Stanley	(1,180)
(2,623)	Northern Trust Corp	Bank of America Merrill Lynch	6,229
2,045	Northern Trust Corp	Barclays Bank	(9,652)
12,274	Northern Trust Corp	HSBC	38,172
9,651	Northern Trust Corp	Morgan Stanley	(45,553)
(831)	Northern Trust Corp	Morgan Stanley	2,031
(90,105)	Northfield Bancorp Inc	Bank of America Merrill Lynch	23,427
(30,035)	Northfield Bancorp Inc	Barclays Bank	4,806
(40,622)	Northfield Bancorp Inc	Goldman Sachs	10,562
(8,165)	Northfield Bancorp Inc	HSBC	245
(8,366)	Northfield Bancorp Inc	Morgan Stanley	1,339
24,741	Northrim BanCorp Inc	Barclays Bank	(8,907)
17,348	Northrim BanCorp Inc	Goldman Sachs	24,634
10,699	Northrim BanCorp Inc	HSBC	41,512

保有高	銘柄	取引相手	未実現純評価益 ／(損) (米ドル)
米国 (続き)			
(138,913)	Northwest Bancshares Inc	Barclays Bank	40,285
(88,361)	Northwest Bancshares Inc	Goldman Sachs	14,138
(56,893)	Northwest Bancshares Inc	HSBC	(3,983)
(560)	Northwest Natural Holding Co	Bank of America Merrill Lynch	(599)
(10,513)	Northwest Natural Holding Co	Barclays Bank	7,990
(6,497)	Northwest Natural Holding Co	Goldman Sachs	(6,944)
(8,003)	Northwest Natural Holding Co	HSBC	(33,365)
(3,028)	Northwest Natural Holding Co	Morgan Stanley	2,301
(12,897)	Northwest Pipe Co	Barclays Bank	(4,385)
(2,541)	Northwest Pipe Co	Goldman Sachs	(4,116)
22,766	NorthWestern Corp	Barclays Bank	455
2,807	NorthWestern Corp	Goldman Sachs	9,207
2,022	NorthWestern Corp	Morgan Stanley	40
8,033	Norwegian Cruise Line Holdings Ltd	Bank of America Merrill Lynch	(17,512)
20,875	Norwegian Cruise Line Holdings Ltd	Barclays Bank	(1,879)
5,837	Norwegian Cruise Line Holdings Ltd	Goldman Sachs	(12,725)
8,934	Norwegian Cruise Line Holdings Ltd	Morgan Stanley	(804)
(2,074)	Norwood Financial Corp	Barclays Bank	(1,659)
(758)	Norwood Financial Corp	HSBC	(2,031)
(860)	Norwood Financial Corp	Morgan Stanley	(688)
(19,393)	NOV Inc	Barclays Bank	12,799
(38,395)	NOV Inc	Goldman Sachs	52,985
(32,671)	NOV Inc	HSBC	29,933
124,180	Novagold Resources Inc	Barclays Bank	8,693
136,893	Novagold Resources Inc	Goldman Sachs	32,854
58,498	Novagold Resources Inc	HSBC	25,739
(8,561)	Novanta Inc	Bank of America Merrill Lynch	35,400
(8,477)	Novanta Inc	Barclays Bank	50,914
(6,955)	Novanta Inc	Goldman Sachs	40,658
(3,730)	Novanta Inc	HSBC	12,586
(996)	Novanta Inc	Morgan Stanley	6,564
14,438	Novavax Inc	Bank of America Merrill Lynch	(99,415)
3,588	Novavax Inc	Barclays Bank	(2,619)
6,372	Novavax Inc	Morgan Stanley	(4,651)
(4,038)	Novocure Ltd	Barclays Bank	1,010
(1,970)	Novocure Ltd	HSBC	(7,062)
(4,593)	Novocure Ltd	Morgan Stanley	(7,350)
6,025	NOW Inc	Bank of America Merrill Lynch	(1,778)
4,783	NOW Inc	Barclays Bank	(2,774)
4,388	NOW Inc	Goldman Sachs	(2,326)
29,824	NOW Inc	HSBC	(8,934)
4,064	NOW Inc	Morgan Stanley	(2,357)
4,874	NRG Energy Inc	Bank of America Merrill Lynch	(9,358)
2,605	NRG Energy Inc	Barclays Bank	(2,084)
20,842	NRG Energy Inc	Goldman Sachs	(40,017)

保有高	銘柄	取引相手	未実現純評価益 ／(損) (米ドル)
米国 (続き)			
(1,733)	Nucor Corp	Bank of America Merrill Lynch	(2,738)
(6,082)	Nucor Corp	Barclays Bank	39,655
(3,002)	Nucor Corp	Goldman Sachs	(4,743)
(10,765)	Nucor Corp	HSBC	(119,922)
(3,772)	Nucor Corp	Morgan Stanley	24,593
3,607	Nurix Therapeutics Inc	Bank of America Merrill Lynch	(138)
4,740	Nurix Therapeutics Inc	Barclays Bank	(2,323)
3,867	Nurix Therapeutics Inc	Goldman Sachs	(8,391)
8,790	Nurix Therapeutics Inc	HSBC	(3,846)
5,304	Nurix Therapeutics Inc	Morgan Stanley	(2,599)
12,934	Nutanix Inc ' A'	Barclays Bank	(16,426)
4,755	Nutanix Inc ' A'	HSBC	1,617
(850)	Nutanix Inc ' A'	HSBC	856
(4,040)	Nuvalent Inc ' A'	HSBC	323
4,677	NuVasive Inc	Bank of America Merrill Lynch	(327)
5,592	NuVasive Inc	Barclays Bank	559
3,136	NuVasive Inc	Goldman Sachs	(220)
8,587	NuVasive Inc	HSBC	(17,260)
860	NuVasive Inc	Morgan Stanley	86
39,178	Nuvation Bio Inc	Bank of America Merrill Lynch	(3,134)
29,453	Nuvation Bio Inc	Barclays Bank	—
55,748	Nuvation Bio Inc	Goldman Sachs	(4,774)
45,149	Nuvation Bio Inc	HSBC	(8,235)
29,223	Nuvation Bio Inc	Morgan Stanley	—
100	Nuvve Holding Corp	Barclays Bank	(3)
(1,837)	NV5 Global Inc	Barclays Bank	12,804
(2,363)	NV5 Global Inc	Goldman Sachs	31,262
(2,077)	NV5 Global Inc	HSBC	15,758
(12,633)	NVE Corp	Barclays Bank	40,299
(2,736)	NVE Corp	Goldman Sachs	3,311
1,544	nVent Electric Plc	Bank of America Merrill Lynch	139
41,878	nVent Electric Plc	Barclays Bank	(31,409)
21,937	nVent Electric Plc	Goldman Sachs	1,974
2,019	nVent Electric Plc	HSBC	1,494
5,828	nVent Electric Plc	Morgan Stanley	(4,371)
(3,514)	NVIDIA Corp	Barclays Bank	11,737
(12,054)	NVIDIA Corp	Goldman Sachs	115,960
(5,494)	NVIDIA Corp	HSBC	(60,544)
(2,205)	NVIDIA Corp	Morgan Stanley	7,365
157	NVR Inc	Bank of America Merrill Lynch	5,340
(10)	NVR Inc	Bank of America Merrill Lynch	(1,744)
340	NVR Inc	Barclays Bank	30,712
(86)	NVR Inc	Barclays Bank	(7,768)
74	NVR Inc	Goldman Sachs	2,517
(19)	NVR Inc	Goldman Sachs	(78)

保有高	銘柄	取引相手	未実現純評価益 ／(損) (米ドル)
米国 (続き)			
187	NVR Inc	HSBC	77,642
43	NVR Inc	Morgan Stanley	3,884
(10)	NVR Inc	Morgan Stanley	(903)
2,506	NXP Semiconductors NV	Bank of America Merrill Lynch	(28,368)
5,519	NXP Semiconductors NV	Barclays Bank	(54,748)
5,920	NXP Semiconductors NV	Goldman Sachs	(67,014)
7,444	NXP Semiconductors NV	Morgan Stanley	(73,844)
1,264	Nymox Pharmaceutical Corp	Bank of America Merrill Lynch	(8)
17,982	Nymox Pharmaceutical Corp	Goldman Sachs	(119)
46,926	Nymox Pharmaceutical Corp	Morgan Stanley	(882)
3,715	Oak Street Health Inc	Bank of America Merrill Lynch	(14,303)
(1,670)	Oak Street Health Inc	Barclays Bank	(2,021)
7,219	Oak Street Health Inc	Goldman Sachs	(27,793)
(1,578)	Oak Street Health Inc	Goldman Sachs	4,663
(2,814)	Oak Street Health Inc	HSBC	10,459
(2,239)	Oak Street Health Inc	Morgan Stanley	(2,709)
6,280	Oak Valley Bancorp	Barclays Bank	(785)
8,964	Oak Valley Bancorp	Goldman Sachs	(4,482)
5,294	Oak Valley Bancorp	HSBC	847
(642)	Occidental Petroleum Corp	Bank of America Merrill Lynch	3,139
(567)	Occidental Petroleum Corp	Bank of America Merrill Lynch	(255)
998	Occidental Petroleum Corp	Bank of America Merrill Lynch	(4,880)
(8,035)	Occidental Petroleum Corp	Barclays Bank	26,436
(12,317)	Occidental Petroleum Corp	Goldman Sachs	50,808
(5,287)	Occidental Petroleum Corp	HSBC	3,497
(3,362)	Occidental Petroleum Corp	HSBC	18,222
2,916	Occidental Petroleum Corp	HSBC	(15,805)
(3,545)	Occidental Petroleum Corp	Morgan Stanley	11,663
(1,729)	Occidental Petroleum Corp	Morgan Stanley	5,619
9,330	Oceaneering International Inc	Barclays Bank	(1,586)
18,275	Oceaneering International Inc	Goldman Sachs	(1,462)
35,261	OceanFirst Financial Corp	Bank of America Merrill Lynch	(33,498)
137,977	OceanFirst Financial Corp	Barclays Bank	(93,824)
64,118	OceanFirst Financial Corp	HSBC	(2,565)
(680)	Ocone Federal Financial Corp	Barclays Bank	360
(27,807)	Ocugen Inc	Barclays Bank	2,225
18,589	Ocular Therapeutix Inc	Bank of America Merrill Lynch	(6,320)
11,940	Ocular Therapeutix Inc	HSBC	(2,313)
(620)	Ocwen Financial Corp	Bank of America Merrill Lynch	(515)
(646)	Ocwen Financial Corp	Barclays Bank	26
(747)	Ocwen Financial Corp	Goldman Sachs	598
(992)	Ocwen Financial Corp	Morgan Stanley	40
12,840	ODP Corp	Goldman Sachs	5,136
5,295	ODP Corp	HSBC	25,416
1,310	ODP Corp	Morgan Stanley	(956)

保有高	銘柄	取引相手	未実現純評価益 ／(損) (米ドル)
米国 (続き)			
10,339	Office Properties Income Trust (REIT)	Bank of America Merrill Lynch	827
8,514	Office Properties Income Trust (REIT)	Barclays Bank	(2,384)
31,617	Office Properties Income Trust (REIT)	Goldman Sachs	2,529
44,270	Office Properties Income Trust (REIT)	HSBC	(12,396)
24,111	Office Properties Income Trust (REIT)	Morgan Stanley	(6,751)
(6,161)	OGE Energy Corp	Bank of America Merrill Lynch	(8,687)
(142,914)	OGE Energy Corp	Barclays Bank	(17,150)
(121,100)	OGE Energy Corp	Goldman Sachs	(169,684)
(40,127)	OGE Energy Corp	HSBC	(97,107)
(30,492)	OGE Energy Corp	Morgan Stanley	(3,510)
(1,627)	Ohio Valley Banc Corp	Bank of America Merrill Lynch	4,165
(1,071)	Ohio Valley Banc Corp	Morgan Stanley	1,564
(45,446)	O-I Glass Inc	Barclays Bank	32,267
(21,902)	O-I Glass Inc	Goldman Sachs	21,464
60,069	Oil States International Inc	Barclays Bank	(15,017)
67,706	Oil States International Inc	Goldman Sachs	(35,884)
63,804	Oil States International Inc	HSBC	(27,436)
(7,002)	Oil-Dri Corp of America	Goldman Sachs	(2,871)
(154)	Oil-Dri Corp of America	HSBC	(45)
5,523	Okta Inc	Goldman Sachs	(11,930)
7,725	Okta Inc	Morgan Stanley	25,415
(452)	Okta Inc	Morgan Stanley	(1,487)
175	Olaplex Holdings Inc	Bank of America Merrill Lynch	(102)
41,853	Olaplex Holdings Inc	Barclays Bank	2,302
9,083	Olaplex Holdings Inc	Goldman Sachs	(5,314)
7,207	Olaplex Holdings Inc	HSBC	6,306
56,383	Olaplex Holdings Inc	Morgan Stanley	3,101
(1,572)	Old Dominion Freight Line Inc	Bank of America Merrill Lynch	39,500
(5,013)	Old Dominion Freight Line Inc	Goldman Sachs	143,121
(7,810)	Old Dominion Freight Line Inc	HSBC	11,757
(2,927)	Old Dominion Freight Line Inc	Morgan Stanley	18,616
297,196	Old National Bancorp	Barclays Bank	(169,402)
191,902	Old National Bancorp	Goldman Sachs	(32,624)
1,606	Old National Bancorp	Morgan Stanley	(530)
(28,610)	Old Republic International Corp	Bank of America Merrill Lynch	(4,923)
(23,819)	Old Republic International Corp	Barclays Bank	5,955
(69,702)	Old Republic International Corp	Goldman Sachs	(13,243)
(15,049)	Old Republic International Corp	HSBC	(7,525)
(51,816)	Old Republic International Corp	Morgan Stanley	12,954
36,685	Old Second Bancorp Inc	Barclays Bank	(21,277)
22,825	Old Second Bancorp Inc	Goldman Sachs	(9,815)
6,868	Old Second Bancorp Inc	HSBC	962
11,304	Old Second Bancorp Inc	Morgan Stanley	(6,556)
3,115	Olema Pharmaceuticals Inc	Bank of America Merrill Lynch	(1,168)
3,827	Olema Pharmaceuticals Inc	Barclays Bank	1,091

保有高	銘柄	取引相手	未実現純評価益 ／(損) (米ドル)
	米国 (続き)		
22,059	Olema Pharmaceuticals Inc	Goldman Sachs	(8,272)
10,150	Olema Pharmaceuticals Inc	HSBC	(3,096)
26,186	Olema Pharmaceuticals Inc	Morgan Stanley	7,463
(20,946)	Olin Corp	Barclays Bank	47,128
(5,033)	Olin Corp	Goldman Sachs	14,344
(3,858)	Olin Corp	Morgan Stanley	8,681
(3,200)	Ollie' s Bargain Outlet Holdings Inc	Bank of America Merrill Lynch	(8,224)
(1,259)	Ollie' s Bargain Outlet Holdings Inc	Barclays Bank	(365)
(11,642)	Ollie' s Bargain Outlet Holdings Inc	Goldman Sachs	(29,920)
(3,151)	Ollie' s Bargain Outlet Holdings Inc	HSBC	(17,809)
(2,828)	Ollie' s Bargain Outlet Holdings Inc	Morgan Stanley	1,409
(18,485)	Olo Inc ' A'	Goldman Sachs	25,879
(8,170)	Olo Inc ' A'	HSBC	9,967
(17,406)	Olo Inc ' A'	Morgan Stanley	3,307
12,552	Olympic Steel Inc	Barclays Bank	(15,062)
18,800	Olympic Steel Inc	Goldman Sachs	71,252
2,208	Olympic Steel Inc	HSBC	11,062
(308)	Omega Flex Inc	Goldman Sachs	1,281
(34,315)	Omega Healthcare Investors Inc (REIT)	Barclays Bank	43,580
(64,249)	Omega Healthcare Investors Inc (REIT)	Goldman Sachs	95,089
(20,953)	Omega Healthcare Investors Inc (REIT)	HSBC	24,996
(8,436)	Omega Healthcare Investors Inc (REIT)	Morgan Stanley	8,026
13,278	Omega Therapeutics Inc	Barclays Bank	1,992
2,706	Omega Therapeutics Inc	Goldman Sachs	1,759
306	Omega Therapeutics Inc	HSBC	682
(570)	Omniab Inc*, π	Bank of America Merrill Lynch	—
(570)	Omniab Inc*, π	Bank of America Merrill Lynch	—
(653)	Omniab Inc*, π	Barclays Bank	—
(653)	Omniab Inc*, π	Barclays Bank	—
(317)	Omniab Inc*	HSBC	—
(317)	Omniab Inc*	HSBC	—
(279)	Omniab Inc*	Morgan Stanley	—
(279)	Omniab Inc*	Morgan Stanley	—
(60)	OmniAb Inc	Bank of America Merrill Lynch	(20)
(8,442)	OmniAb Inc	Barclays Bank	(507)
(4,105)	OmniAb Inc	HSBC	(12,110)
(1,897)	Omnicecell Inc	Bank of America Merrill Lynch	14,531
(1,526)	Omnicecell Inc	Barclays Bank	6,241
(9,633)	Omnicecell Inc	Goldman Sachs	73,789
(2,151)	Omnicom Group Inc	Bank of America Merrill Lynch	(1,549)
(11,596)	Omnicom Group Inc	Goldman Sachs	(8,349)
(9,475)	Omnicom Group Inc	HSBC	(34,300)
(10,778)	Omnicom Group Inc	Morgan Stanley	4,096
(9,120)	ON Semiconductor Corp	Barclays Bank	32,741
(27,148)	ON Semiconductor Corp	Goldman Sachs	112,664

保有高	銘柄	取引相手	未実現純評価益 ／(損) (米ドル)
米国 (続き)			
(22,967)	ON Semiconductor Corp	HSBC	(70,279)
(12,359)	Oncocyte Corp	Goldman Sachs	(885)
(14,620)	Oncocyte Corp	HSBC	2,219
(32,664)	Oncocyte Corp	Morgan Stanley	(980)
7,986	Oncorus Inc	Barclays Bank	(1,157)
9,055	Oncorus Inc	Goldman Sachs	(588)
2,097	Oncorus Inc	Morgan Stanley	(304)
(226,201)	Ondas Holdings Inc	Bank of America Merrill Lynch	133,459
(12,840)	Ondas Holdings Inc	Barclays Bank	1,284
11,682	ONE Gas Inc	Barclays Bank	(23,715)
31,851	ONE Gas Inc	Goldman Sachs	102,241
4,613	ONE Gas Inc	HSBC	31,830
(2,907)	One Liberty Properties Inc (REIT)	Bank of America Merrill Lynch	1,599
(46,395)	One Liberty Properties Inc (REIT)	Barclays Bank	28,301
(43,375)	One Liberty Properties Inc (REIT)	Goldman Sachs	23,856
(2,550)	OneMain Holdings Inc	Bank of America Merrill Lynch	844
(6,211)	OneMain Holdings Inc	Barclays Bank	248
(8,282)	OneMain Holdings Inc	Goldman Sachs	1,574
(13,754)	OneMain Holdings Inc	HSBC	1,308
(35,908)	ONEOK Inc	Barclays Bank	(6,463)
(31,668)	ONEOK Inc	Goldman Sachs	(14,886)
(15,958)	ONEOK Inc	HSBC	(46,716)
(1,764)	ONEOK Inc	Morgan Stanley	(3,040)
(22,657)	OneSpan Inc	Barclays Bank	12,235
(32,185)	OneSpan Inc	Goldman Sachs	55,358
30,655	OneSpaWorld Holdings Ltd	Barclays Bank	(11,342)
34,528	OneSpaWorld Holdings Ltd	Goldman Sachs	(19,336)
25,198	OneSpaWorld Holdings Ltd	HSBC	(15,119)
(3,098)	OneWater Marine Inc ' A'	Bank of America Merrill Lynch	3,811
(14,810)	OneWater Marine Inc ' A'	Barclays Bank	9,330
(3,458)	OneWater Marine Inc ' A'	HSBC	3,804
(2,633)	OneWater Marine Inc ' A'	Morgan Stanley	1,659
(9,387)	Onto Innovation Inc	Barclays Bank	38,298
(36,438)	Onto Innovation Inc	Goldman Sachs	318,468
(5,457)	Onto Innovation Inc	HSBC	55
9,206	Ooma Inc	Bank of America Merrill Lynch	(4,327)
38,347	Ooma Inc	Barclays Bank	(3,835)
23,843	Ooma Inc	Goldman Sachs	(11,206)
5,505	Ooma Inc	HSBC	(1,431)
6,640	Ooma Inc	Morgan Stanley	(664)
20,456	OP Bancorp	Goldman Sachs	7,978
18,851	OP Bancorp	Morgan Stanley	3,016
14,154	Open Lending Corp ' A'	Bank of America Merrill Lynch	(9,766)
35,404	Open Lending Corp ' A'	Barclays Bank	(11,683)
61,062	Open Lending Corp ' A'	Goldman Sachs	(42,133)

保有高	銘柄	取引相手	未実現純評価益 ／(損) (米ドル)
	米国 (続き)		
36,943	Open Lending Corp ' A'	HSBC	5,172
43,339	Open Lending Corp ' A'	Morgan Stanley	(14,302)
10,052	Opendoor Technologies Inc	Bank of America Merrill Lynch	(3,568)
34,919	Opendoor Technologies Inc	Barclays Bank	1,921
80,753	Opendoor Technologies Inc	Goldman Sachs	(20,776)
58,760	Opendoor Technologies Inc	HSBC	3,232
120,757	Opendoor Technologies Inc	Morgan Stanley	6,641
(32,026)	OPKO Health Inc	Bank of America Merrill Lynch	10,408
(78,217)	OPKO Health Inc	Barclays Bank	2,738
(22,640)	OPKO Health Inc	HSBC	9,396
(11,944)	OPKO Health Inc	Morgan Stanley	418
8,079	Oportun Financial Corp	Bank of America Merrill Lynch	(8,806)
13,126	Oportun Financial Corp	Barclays Bank	525
24,548	Oportun Financial Corp	Goldman Sachs	(26,757)
11,809	Oportun Financial Corp	HSBC	8,857
4,016	Oportun Financial Corp	Morgan Stanley	161
(2,289)	Oppenheimer Holdings Inc ' A'	Bank of America Merrill Lynch	(6,386)
(7,954)	Oppenheimer Holdings Inc ' A'	Barclays Bank	(1,750)
(797)	Oppenheimer Holdings Inc ' A'	Goldman Sachs	(2,224)
(1,269)	Oppenheimer Holdings Inc ' A'	HSBC	(5,444)
(4,224)	Oppenheimer Holdings Inc ' A'	Morgan Stanley	(929)
(3,084)	OptimizeRx Corp	Bank of America Merrill Lynch	6,045
(5,641)	OptimizeRx Corp	Barclays Bank	(846)
(10,710)	OptimizeRx Corp	Goldman Sachs	20,992
(7,196)	OptimizeRx Corp	Morgan Stanley	(1,079)
50,604	Optinose Inc	Barclays Bank	(4,048)
22,736	Optinose Inc	HSBC	(38,651)
500	Option Care Health Inc	Bank of America Merrill Lynch	255
19,768	Option Care Health Inc	Barclays Bank	8,689
73,498	Option Care Health Inc	Goldman Sachs	37,484
29,041	Option Care Health Inc	HSBC	(63,765)
22,438	Option Care Health Inc	Morgan Stanley	8,683
(31,999)	Oracle Corp	Barclays Bank	35,519
(15,896)	Oracle Corp	Goldman Sachs	(29,089)
(6,365)	Oracle Corp	HSBC	(34,180)
(13,156)	Oracle Corp	Morgan Stanley	14,603
6,521	Oramed Pharmaceuticals Inc	Barclays Bank	5,152
4,032	Oramed Pharmaceuticals Inc	Goldman Sachs	(2,943)
1,120	Oramed Pharmaceuticals Inc	HSBC	1,848
8,782	OraSure Technologies Inc	Barclays Bank	(1,756)
7,387	OraSure Technologies Inc	Goldman Sachs	(2,178)
22,723	OraSure Technologies Inc	HSBC	11,816
(30,378)	Orchid Island Capital Inc (REIT)	HSBC	(6,987)
(3,503)	Orchid Island Capital Inc (REIT)	Morgan Stanley	385
(2,845)	O'Reilly Automotive Inc	Barclays Bank	(5,178)

保有高	銘柄	取引相手	未実現純評価益 ／(損) (米ドル)
米国 (続き)			
(1,365)	O' Reilly Automotive Inc	HSBC	(27,901)
(47,208)	Organogenesis Holdings Inc	Barclays Bank	1,180
(11,383)	Organogenesis Holdings Inc	Morgan Stanley	285
3,868	Organon & Co	Bank of America Merrill Lynch	1,819
7,198	Organon & Co	Barclays Bank	144
(18,430)	Organon & Co	Goldman Sachs	553
4,926	Organon & Co	Goldman Sachs	678
6,880	Orgenesis Inc	Barclays Bank	(688)
6,611	Orgenesis Inc	Goldman Sachs	(1,388)
6,608	Orgenesis Inc	Morgan Stanley	(661)
(13,802)	ORIC Pharmaceuticals Inc	Barclays Bank	(690)
(6,729)	ORIC Pharmaceuticals Inc	Goldman Sachs	(1,346)
2,575	Origin Bancorp Inc	Bank of America Merrill Lynch	(6,360)
35,488	Origin Bancorp Inc	Barclays Bank	(68,847)
39,630	Origin Bancorp Inc	Goldman Sachs	(97,886)
25,412	Origin Bancorp Inc	HSBC	(33,290)
8,622	Origin Bancorp Inc	Morgan Stanley	(16,727)
(56,381)	Origin Materials Inc	Morgan Stanley	(2,819)
(6,904)	Orion Engineered Carbons SA	Barclays Bank	1,519
(43,112)	Orion Engineered Carbons SA	Goldman Sachs	(1,293)
(2,134)	Orion Engineered Carbons SA	HSBC	(2,305)
(7,934)	Orion Office Inc (REIT)	Bank of America Merrill Lynch	3,253
14,317	Orion Office Inc (REIT)	Barclays Bank	(4,581)
(33,673)	Orion Office Inc (REIT)	Barclays Bank	10,775
(35,832)	Orion Office Inc (REIT)	Goldman Sachs	13,363
(26,767)	Orion Office Inc (REIT)	HSBC	4,044
(6,095)	Orion Office Inc (REIT)	Morgan Stanley	1,950
(27,556)	Ormat Technologies Inc	Barclays Bank	53,459
(18,765)	Ormat Technologies Inc	HSBC	223,333
(1,232)	Ormat Technologies Inc	Morgan Stanley	2,390
6,915	Orrstown Financial Services Inc	Bank of America Merrill Lynch	622
11,022	Orrstown Financial Services Inc	Barclays Bank	(3,858)
9,211	Orrstown Financial Services Inc	Goldman Sachs	829
11,169	Orrstown Financial Services Inc	HSBC	11,504
3,132	Orrstown Financial Services Inc	Morgan Stanley	(1,096)
9,005	Orthofix Medical Inc	Bank of America Merrill Lynch	2,161
27,843	Orthofix Medical Inc	Barclays Bank	28,400
9,791	Orthofix Medical Inc	Goldman Sachs	2,350
20,455	Orthofix Medical Inc	HSBC	32,523
8,284	Orthofix Medical Inc	Morgan Stanley	8,450
(5,761)	OrthoPediatrics Corp	Bank of America Merrill Lynch	19,269
(1,052)	OrthoPediatrics Corp	Barclays Bank	827
(5,576)	OrthoPediatrics Corp	Goldman Sachs	19,906
(1,657)	OrthoPediatrics Corp	HSBC	1,051
(6,723)	OrthoPediatrics Corp	Morgan Stanley	9,816

保有高	銘柄	取引相手	未実現純評価益 ／(損) (米ドル)
米国 (続き)			
35,569	Oscar Health Inc ' A'	Bank of America Merrill Lynch	(4,802)
7,686	Oscar Health Inc ' A'	Barclays Bank	500
75,286	Oscar Health Inc ' A'	Goldman Sachs	(10,164)
38,754	Oscar Health Inc ' A'	HSBC	(12,208)
7,531	Oscar Health Inc ' A'	Morgan Stanley	490
(5,064)	Oshkosh Corp	Bank of America Merrill Lynch	16,497
6,276	Oshkosh Corp	Barclays Bank	(22,782)
(2,500)	Oshkosh Corp	Barclays Bank	9,075
(5,768)	Oshkosh Corp	Goldman Sachs	20,476
7,645	Oshkosh Corp	HSBC	11,697
(2,587)	Oshkosh Corp	Morgan Stanley	9,391
11,275	OSI Systems Inc	Barclays Bank	(18,266)
3,704	OSI Systems Inc	Goldman Sachs	(4,074)
13,701	OSI Systems Inc	Morgan Stanley	(22,196)
13,465	Otis Worldwide Corp	Bank of America Merrill Lynch	(31,912)
919	Otis Worldwide Corp	Barclays Bank	(1,755)
(10,890)	Otis Worldwide Corp	Barclays Bank	20,800
31,703	Otis Worldwide Corp	Goldman Sachs	(75,136)
6,115	Otis Worldwide Corp	HSBC	19,446
397	Otis Worldwide Corp	Morgan Stanley	(758)
(1,226)	Otter Tail Corp	Bank of America Merrill Lynch	(3,445)
(10,177)	Otter Tail Corp	Barclays Bank	(9,465)
(853)	Otter Tail Corp	HSBC	(4,419)
(616)	Otter Tail Corp	Morgan Stanley	(573)
36,502	Outbrain Inc	Barclays Bank	(20,441)
26,513	Outfront Media Inc (REIT)	Bank of America Merrill Lynch	(12,726)
73,542	Outfront Media Inc (REIT)	Barclays Bank	2,207
95,235	Outfront Media Inc (REIT)	Goldman Sachs	(45,712)
120,665	Outfront Media Inc (REIT)	HSBC	167,724
(55,361)	Outlook Therapeutics Inc	Goldman Sachs	2,768
(34,682)	Outlook Therapeutics Inc	HSBC	2,428
(11,688)	Outlook Therapeutics Inc	Morgan Stanley	584
(6,294)	Outset Medical Inc	Barclays Bank	(10,574)
(7,847)	Outset Medical Inc	HSBC	(63,953)
(130,665)	Overseas Shipholding Group Inc ' A'	Bank of America Merrill Lynch	16,986
(25,219)	Overseas Shipholding Group Inc ' A'	Barclays Bank	2,522
(11,707)	Overseas Shipholding Group Inc ' A'	Goldman Sachs	1,522
(9,870)	Overseas Shipholding Group Inc ' A'	HSBC	691
17,236	Overstock.com Inc	Goldman Sachs	5,860
13,284	Overstock.com Inc	HSBC	39,453
(11,490)	Ovid therapeutics Inc	Barclays Bank	(632)
(29,084)	Ovid therapeutics Inc	Goldman Sachs	(3,636)
635	Ovintiv Inc	Bank of America Merrill Lynch	(2,165)
12,369	Ovintiv Inc	Barclays Bank	(9,277)
27,241	Ovintiv Inc	Goldman Sachs	(92,892)

保有高	銘柄	取引相手	未実現純評価益 ／(損) (米ドル)
米国 (続き)			
990	Ovintiv Inc	Morgan Stanley	(743)
(9,679)	Owens & Minor Inc	Bank of America Merrill Lynch	5,807
(5,758)	Owens & Minor Inc	Barclays Bank	(115)
(11,770)	Owens & Minor Inc	Goldman Sachs	7,062
(7,969)	Owens & Minor Inc	HSBC	(5,817)
7,496	Owens Corning	Goldman Sachs	(35,231)
(2,543)	Owens Corning	Goldman Sachs	11,952
722	Oxford Industries Inc	Bank of America Merrill Lynch	(2,635)
4,650	Oxford Industries Inc	Barclays Bank	(24,738)
8,365	Oxford Industries Inc	Goldman Sachs	(30,532)
5,755	Oyster Point Pharma Inc	Goldman Sachs	317
12,428	PACCAR Inc	Bank of America Merrill Lynch	17,896
36,162	PACCAR Inc	Barclays Bank	(65,091)
33,497	PACCAR Inc	Goldman Sachs	48,236
8,531	PACCAR Inc	HSBC	31,309
37,488	PACCAR Inc	Morgan Stanley	(67,478)
(5,126)	Pacific Biosciences of California Inc	Bank of America Merrill Lynch	8,048
(18,827)	Pacific Biosciences of California Inc	Morgan Stanley	18,639
(37,643)	Pacific Premier Bancorp Inc	Bank of America Merrill Lynch	60,417
(60,864)	Pacific Premier Bancorp Inc	Barclays Bank	72,732
(88,205)	Pacific Premier Bancorp Inc	Goldman Sachs	141,569
(47,737)	Pacific Premier Bancorp Inc	HSBC	26,394
(17,165)	Pacific Premier Bancorp Inc	Morgan Stanley	20,512
(2,526)	Pacira BioSciences Inc	Bank of America Merrill Lynch	5,961
(5,331)	Pacira BioSciences Inc	Barclays Bank	3,359
(6,788)	Pacira BioSciences Inc	Goldman Sachs	15,347
(822)	Pacira BioSciences Inc	HSBC	969
(1,298)	Pacira BioSciences Inc	Morgan Stanley	818
(5,862)	Packaging Corp of America	Bank of America Merrill Lynch	(10,669)
(2,888)	Packaging Corp of America	Goldman Sachs	(5,256)
632	Packaging Corp of America	HSBC	587
(7,886)	Packaging Corp of America	Morgan Stanley	10,410
1,308	Packaging Corp of America	Morgan Stanley	(1,727)
(48,980)	Pactiv Evergreen Inc	Barclays Bank	15,674
(9,556)	Pactiv Evergreen Inc	Goldman Sachs	1,911
17,826	PacWest Bancorp	Bank of America Merrill Lynch	(43,318)
42,084	PacWest Bancorp	Barclays Bank	(61,863)
22,823	PacWest Bancorp	Goldman Sachs	(55,460)
47,220	PacWest Bancorp	HSBC	(7,555)
26,469	PacWest Bancorp	Morgan Stanley	(38,910)
11,250	PagerDuty Inc	Bank of America Merrill Lynch	(48,263)
45,725	PagerDuty Inc	Barclays Bank	(12,803)
6,988	PagerDuty Inc	Goldman Sachs	(29,979)
5,918	PagerDuty Inc	HSBC	2,841
4,403	PagerDuty Inc	Morgan Stanley	(1,233)

保有高	銘柄	取引相手	未実現純評価益 ／(損) (米ドル)
米国 (続き)			
(27,559)	Palantir Technologies Inc ' A'	Bank of America Merrill Lynch	32,244
(90,835)	Palantir Technologies Inc ' A'	Goldman Sachs	106,277
(43,656)	Palantir Technologies Inc ' A'	Morgan Stanley	2,183
8,002	Palo Alto Networks Inc	Barclays Bank	(25,926)
563	Palo Alto Networks Inc	Goldman Sachs	3,406
2,921	Palo Alto Networks Inc	Morgan Stanley	(9,464)
(79)	Palomar Holdings Inc	Bank of America Merrill Lynch	352
(2,725)	Palomar Holdings Inc	Barclays Bank	(3,815)
(2,996)	Palomar Holdings Inc	Goldman Sachs	13,332
(1,024)	PAM Transportation Services Inc	Barclays Bank	748
(9,560)	PAM Transportation Services Inc	Morgan Stanley	6,979
10,265	Pan American Silver Corp (Right)	Bank of America Merrill Lynch	(400)
46,959	Pan American Silver Corp (Right)	Goldman Sachs	(1,831)
21,553	Pan American Silver Corp (Right)	Morgan Stanley	(841)
(25,825)	Pangaea Logistics Solutions Ltd	Barclays Bank	(3,616)
(2,281)	Pangaea Logistics Solutions Ltd	Goldman Sachs	46
1,659	Papa John's International Inc	Barclays Bank	(962)
21,334	Papa John's International Inc	Goldman Sachs	(65,282)
11,326	Papa John's International Inc	HSBC	61,614
4,032	Par Pacific Holdings Inc	Bank of America Merrill Lynch	(4,033)
3,309	Par Pacific Holdings Inc	Barclays Bank	(6,585)
2,632	Par Pacific Holdings Inc	Goldman Sachs	(1,756)
1,258	Par Pacific Holdings Inc	HSBC	(138)
1,793	Par Pacific Holdings Inc	Morgan Stanley	(3,568)
(13,878)	PAR Technology Corp	Bank of America Merrill Lynch	37,887
(5,313)	PAR Technology Corp	Barclays Bank	8,288
(1,756)	PAR Technology Corp	HSBC	265
(5,456)	PAR Technology Corp	Morgan Stanley	7,041
(6,591)	Paragon 28 Inc	HSBC	(11,175)
(1,373)	Paragon 28 Inc	Morgan Stanley	494
17,401	Paramount Global ' A'	Bank of America Merrill Lynch	(4,872)
5,548	Paramount Global ' A'	Barclays Bank	1,997
15,377	Paramount Global ' A'	Goldman Sachs	(4,306)
12,231	Paramount Global ' A'	HSBC	36,594
3,394	Paramount Global ' A'	Morgan Stanley	1,222
(7,334)	Paramount Global ' B'	Barclays Bank	(3,190)
(6,162)	Paramount Global ' B'	HSBC	(18,455)
7,123	Paramount Global ' B'	HSBC	6,942
73,679	Paramount Group Inc (REIT)	Bank of America Merrill Lynch	(4,019)
78,940	Paramount Group Inc (REIT)	Barclays Bank	(4,736)
97,201	Paramount Group Inc (REIT)	Goldman Sachs	(5,832)
90,063	Paramount Group Inc (REIT)	HSBC	(17,112)
110,515	Paramount Group Inc (REIT)	Morgan Stanley	(6,050)
(29,496)	Paratek Pharmaceuticals Inc	Goldman Sachs	(3,540)
(154)	Paratek Pharmaceuticals Inc	Morgan Stanley	(22)

保有高	銘柄	取引相手	未実現純評価益 ／(損) (米ドル)
米国 (続き)			
(61,235)	Park Aerospace Corp	Barclays Bank	(6,124)
(73,633)	Park Aerospace Corp	Goldman Sachs	(59,643)
(45,376)	Park Aerospace Corp	HSBC	(40,838)
(12,676)	Park Aerospace Corp	Morgan Stanley	(1,268)
(18,746)	Park City Group Inc	Bank of America Merrill Lynch	5,249
(81,158)	Park City Group Inc	Barclays Bank	5,681
5,249	Park Hotels & Resorts Inc (REIT)	Bank of America Merrill Lynch	(1,522)
131,025	Park Hotels & Resorts Inc (REIT)	Barclays Bank	(17,033)
59,730	Park Hotels & Resorts Inc (REIT)	Goldman Sachs	(17,322)
136,185	Park Hotels & Resorts Inc (REIT)	HSBC	64,007
7,981	Park Hotels & Resorts Inc (REIT)	Morgan Stanley	(1,038)
(3,763)	Park National Corp	Barclays Bank	2,709
(2,574)	Park National Corp	HSBC	(2,986)
(23,385)	Park National Corp	Morgan Stanley	16,837
(12,192)	Parke Bancorp Inc	Bank of America Merrill Lynch	244
(19,830)	Parke Bancorp Inc	Barclays Bank	6,941
(10,374)	Parke Bancorp Inc	Goldman Sachs	207
(904)	Parke Bancorp Inc	HSBC	108
(9,235)	Parke Bancorp Inc	Morgan Stanley	3,232
1,404	Parker Drilling Co	HSBC	(702)
(646)	Parker-Hannifin Corp	Bank of America Merrill Lynch	12,216
(2,581)	Parker-Hannifin Corp	Barclays Bank	44,496
(8,229)	Parker-Hannifin Corp	Goldman Sachs	132,322
(20,970)	Parker-Hannifin Corp	HSBC	239,376
(4,823)	Park-Ohio Holdings Corp	Bank of America Merrill Lynch	6,897
(7,585)	Park-Ohio Holdings Corp	Barclays Bank	15,853
(1,848)	Park-Ohio Holdings Corp	Goldman Sachs	2,643
(2,859)	Park-Ohio Holdings Corp	HSBC	(1,401)
(2,215)	Park-Ohio Holdings Corp	Morgan Stanley	4,629
38,813	Parsons Corp	Barclays Bank	(3,679)
17,696	Parsons Corp	Goldman Sachs	11,502
13,422	Parsons Corp	HSBC	(14,089)
3,951	PARTS iD Inc	Bank of America Merrill Lynch	(632)
1,293	PARTS iD Inc	Barclays Bank	(129)
1,300	PARTS iD Inc	Goldman Sachs	(208)
8,168	PARTS iD Inc	Morgan Stanley	(817)
(13,629)	Party City Holdco Inc	Bank of America Merrill Lynch	4,757
(24,180)	Party City Holdco Inc	Barclays Bank	1,003
(35,971)	Party City Holdco Inc	Goldman Sachs	12,554
(13,800)	Party City Holdco Inc	HSBC	3,042
13,153	Passage Bio Inc	Barclays Bank	—
26,679	Passage Bio Inc	Goldman Sachs	(7,203)
4,716	Passage Bio Inc	HSBC	94
8,630	Passage Bio Inc	Morgan Stanley	—
(10,456)	Pathward Financial Inc	Bank of America Merrill Lynch	20,988

保有高	銘柄	取引相手	未実現純評価益 ／(損) (米ドル)
米国 (続き)			
(8,154)	Pathward Financial Inc	Barclays Bank	16,553
(4,236)	Pathward Financial Inc	HSBC	1,238
(4,922)	Pathward Financial Inc	Morgan Stanley	9,992
572	Patrick Industries Inc	Bank of America Merrill Lynch	189
955	Patrick Industries Inc	Barclays Bank	(363)
1,149	Patrick Industries Inc	Goldman Sachs	379
874	Patrick Industries Inc	Morgan Stanley	(332)
14,536	Patterson Cos Inc	Barclays Bank	(20,496)
17,679	Patterson Cos Inc	Goldman Sachs	(29,347)
19,886	Patterson-UTI Energy Inc	Bank of America Merrill Lynch	(28,238)
67,284	Patterson-UTI Energy Inc	Barclays Bank	(63,920)
46,978	Patterson-UTI Energy Inc	Goldman Sachs	(66,708)
24,342	Patterson-UTI Energy Inc	HSBC	(41,868)
47,411	Patterson-UTI Energy Inc	Morgan Stanley	(45,040)
(104,174)	PAVmed Inc	Barclays Bank	12,959
21,445	Paya Holdings Inc	Barclays Bank	19,086
4,699	Paya Holdings Inc	Goldman Sachs	1,222
8,827	Paya Holdings Inc	HSBC	1,059
18,000	Paya Holdings Inc	Morgan Stanley	16,020
1,253	Paychex Inc	Bank of America Merrill Lynch	(1,404)
4,279	Paychex Inc	Barclays Bank	(9,542)
22,482	Paychex Inc	Goldman Sachs	(25,179)
4,832	Paychex Inc	HSBC	16,912
355	Paychex Inc	Morgan Stanley	(792)
4,601	Paycom Software Inc	Barclays Bank	(874)
1,187	Paycom Software Inc	Goldman Sachs	(30,952)
156	Paycom Software Inc	HSBC	2,235
1,473	Paycom Software Inc	Morgan Stanley	(280)
7,385	Paycor HCM Inc	Barclays Bank	6,425
2,368	Paycor HCM Inc	Goldman Sachs	(260)
1,482	Paycor HCM Inc	HSBC	3,068
9,464	Paycor HCM Inc	Morgan Stanley	8,234
2,512	Paylocity Holding Corp	Bank of America Merrill Lynch	(38,760)
5,874	Paylocity Holding Corp	Barclays Bank	14,814
556	Paylocity Holding Corp	Goldman Sachs	(8,579)
1,797	Paylocity Holding Corp	HSBC	15,957
5,047	Paylocity Holding Corp	Morgan Stanley	14,190
(26,011)	Paymentus Holdings Inc ' A'	Barclays Bank	(1,301)
(327)	Paymentus Holdings Inc ' A'	Morgan Stanley	(16)
13,897	Payoneer Global Inc	Goldman Sachs	(977)
8,777	PayPal Holdings Inc	Bank of America Merrill Lynch	(118,490)
7,324	PayPal Holdings Inc	Barclays Bank	(26,001)
7,485	PayPal Holdings Inc	Goldman Sachs	(101,048)
7,536	PayPal Holdings Inc	HSBC	(35,510)
1,742	PayPal Holdings Inc	Morgan Stanley	(6,184)

保有高	銘柄	取引相手	未実現純評価益 ／(損) (米ドル)
	米国 (続き)		
82,932	Paysafe Ltd	Bank of America Merrill Lynch	(21,977)
352,313	Paysafe Ltd	Barclays Bank	(5,285)
215,775	Paysafe Ltd	Goldman Sachs	(57,181)
151,189	Paysafe Ltd	HSBC	(5,566)
80,079	Paysafe Ltd	Morgan Stanley	(1,201)
(41,190)	Paysign Inc	Bank of America Merrill Lynch	(10,298)
(17,193)	Paysign Inc	Barclays Bank	(1,719)
(4,817)	Paysign Inc	Goldman Sachs	(1,204)
(11,281)	Paysign Inc	HSBC	(6,092)
(15,724)	Paysign Inc	Morgan Stanley	(1,572)
2,343	PBF Energy Inc ' A'	Bank of America Merrill Lynch	(16,899)
6,210	PBF Energy Inc ' A'	Barclays Bank	(45,271)
3,117	PBF Energy Inc ' A'	Goldman Sachs	(20,606)
9,881	PBF Energy Inc ' A'	HSBC	(64,371)
718	PBF Energy Inc ' A'	Morgan Stanley	(5,234)
2,853	PC Connection Inc	Bank of America Merrill Lynch	6,362
10,822	PC Connection Inc	Barclays Bank	(7,143)
11,027	PC Connection Inc	Goldman Sachs	24,590
4,367	PC Connection Inc	HSBC	23,713
28,904	PC Connection Inc	Morgan Stanley	(19,077)
(4,391)	PCB Bancorp	Barclays Bank	3,337
15,416	PCSB Financial Corp	Barclays Bank	(5,241)
35,067	PCSB Financial Corp	Goldman Sachs	(1,753)
3,681	PCSB Financial Corp	Morgan Stanley	(1,252)
(12,121)	PCTEL Inc	Bank of America Merrill Lynch	364
(16,023)	PCTEL Inc	Barclays Bank	(160)
(39,394)	PCTEL Inc	Goldman Sachs	1,182
(12,130)	PCTEL Inc	Morgan Stanley	(121)
(1,217)	PDC Energy Inc	Barclays Bank	3,347
2,327	PDC Energy Inc	Barclays Bank	(6,399)
(13,753)	PDC Energy Inc	Goldman Sachs	84,856
1,006	PDC Energy Inc	HSBC	(6,791)
(6,184)	PDF Solutions Inc	Barclays Bank	(866)
(11,023)	PDF Solutions Inc	Goldman Sachs	(2,425)
(4,129)	PDF Solutions Inc	HSBC	(27,293)
(337,585)	PDL BioPharma Inc*	Bank of America Merrill Lynch	578,621
(46,279)	PDL BioPharma Inc*	Barclays Bank	79,322
(74,293)	PDL BioPharma Inc*	Goldman Sachs	127,338
(98,282)	PDL BioPharma Inc*	HSBC	168,455
(141,740)	PDL BioPharma Inc*	Morgan Stanley	101,202
(15,168)	PDS Biotechnology Corp	Barclays Bank	6,977
(1,295)	Peapack-Gladstone Financial Corp	Barclays Bank	380
(3,581)	Peapack-Gladstone Financial Corp	Goldman Sachs	2,469
(2,347)	Peapack-Gladstone Financial Corp	HSBC	1,799
(2,542)	Peapack-Gladstone Financial Corp	Morgan Stanley	2,745

保有高	銘柄	取引相手	未実現純評価益 ／(損) (米ドル)
米国 (続き)			
(787)	Pebblebrook Hotel Trust (REIT)	Bank of America Merrill Lynch	315
(21,036)	Pebblebrook Hotel Trust (REIT)	Barclays Bank	4,207
(22,606)	Pebblebrook Hotel Trust (REIT)	Goldman Sachs	9,042
(40,828)	Pebblebrook Hotel Trust (REIT)	HSBC	(36,745)
(9,613)	Pediatrics Medical Group Inc	Bank of America Merrill Lynch	9,655
(21,886)	Pediatrics Medical Group Inc	Barclays Bank	10,505
(20,149)	Pediatrics Medical Group Inc	Goldman Sachs	18,720
(7,565)	Pediatrics Medical Group Inc	HSBC	1,898
(12,947)	Pediatrics Medical Group Inc	Morgan Stanley	1,364
(16,870)	Pegasystems Inc	Barclays Bank	12,990
(7,058)	Pegasystems Inc	HSBC	(21,104)
18,533	Peloton Interactive Inc ' A'	Goldman Sachs	(27,707)
(3,288)	Peloton Interactive Inc ' A'	Goldman Sachs	553
2,153	Peloton Interactive Inc ' A'	Morgan Stanley	1,496
23,703	Penn Entertainment Inc	Barclays Bank	(50,961)
4,902	Penn Entertainment Inc	Goldman Sachs	(18,726)
9,660	Penn Entertainment Inc	HSBC	5,699
(3,444)	Pennant Group Inc	Bank of America Merrill Lynch	3,444
(4,447)	Pennant Group Inc	Barclays Bank	(2,757)
(1,440)	Pennant Group Inc	Goldman Sachs	1,440
(4,279)	Pennant Group Inc	HSBC	5,520
(8,430)	Pennant Group Inc	Morgan Stanley	(5,227)
7,023	Penns Woods Bancorp Inc	Barclays Bank	316
1,523	Penns Woods Bancorp Inc	Morgan Stanley	69
(121)	PennyMac Financial Services Inc	Bank of America Merrill Lynch	(74)
(14,023)	PennyMac Financial Services Inc	Barclays Bank	(9,676)
(16,909)	PennyMac Financial Services Inc	Goldman Sachs	(10,315)
(4,431)	PennyMac Financial Services Inc	Morgan Stanley	(3,057)
(2,342)	PennyMac Mortgage Investment Trust (REIT)	Bank of America Merrill Lynch	227
(32,740)	PennyMac Mortgage Investment Trust (REIT)	Barclays Bank	15,715
(26,159)	PennyMac Mortgage Investment Trust (REIT)	Goldman Sachs	13,080
(2,722)	PennyMac Mortgage Investment Trust (REIT)	Morgan Stanley	1,307
14,123	Penske Automotive Group Inc	Barclays Bank	(18,784)
3,199	Penske Automotive Group Inc	Goldman Sachs	(5,694)
359	Penske Automotive Group Inc	Morgan Stanley	(477)
(19,720)	Pentair Plc	Barclays Bank	20,193
(3,911)	Pentair Plc	Goldman Sachs	6,407
2,266	Pentair Plc	HSBC	5,620
(12,860)	Pentair Plc	HSBC	14,291
(4,958)	Pentair Plc	Morgan Stanley	6,495
(1,197)	Penumbra Inc	Bank of America Merrill Lynch	(9,565)
(1,592)	Penumbra Inc	HSBC	(23,642)
(588)	Penumbra Inc	Morgan Stanley	(2,827)
(8,127)	Peoples Bancorp Inc	Barclays Bank	4,389
(15,699)	Peoples Bancorp Inc	Goldman Sachs	1,884

保有高	銘柄	取引相手	未実現純評価益 ／(損) (米ドル)
米国 (続き)			
(607)	Peoples Financial Services Corp	Bank of America Merrill Lynch	1,305
(5,551)	Peoples Financial Services Corp	Barclays Bank	11,990
(2,652)	Peoples Financial Services Corp	Goldman Sachs	5,702
(1,872)	Peoples Financial Services Corp	Morgan Stanley	4,044
4,193	PepsiCo Inc	Bank of America Merrill Lynch	16,395
37,078	PepsiCo Inc	Goldman Sachs	144,975
29,041	PepsiCo Inc	HSBC	11,326
14,863	PepsiCo Inc	Morgan Stanley	(55,588)
(24,650)	Perdoceo Education Corp	Barclays Bank	3,698
28,897	Perella Weinberg Partners	Barclays Bank	(7,513)
3,773	Perella Weinberg Partners	Goldman Sachs	(226)
378	Perficient Inc	Bank of America Merrill Lynch	(903)
418	Perficient Inc	Barclays Bank	(209)
2,969	Perficient Inc	HSBC	9,738
3,114	Performance Food Group Co	Bank of America Merrill Lynch	3,021
17,633	Performance Food Group Co	Barclays Bank	(4,585)
18,529	Performance Food Group Co	Goldman Sachs	17,973
3,578	Performance Food Group Co	Morgan Stanley	(930)
(26,633)	Perimeter Solutions SA	Morgan Stanley	(15,713)
485	PerkinElmer Inc	Bank of America Merrill Lynch	(2,779)
(1,439)	PerkinElmer Inc	Barclays Bank	4,777
746	PerkinElmer Inc	Barclays Bank	(2,477)
(34)	PerkinElmer Inc	Goldman Sachs	306
1,019	PerkinElmer Inc	Goldman Sachs	(3,110)
4,862	PerkinElmer Inc	HSBC	(37,653)
(35,350)	Permian Resources Corp	Bank of America Merrill Lynch	31,314
(30,371)	Permian Resources Corp	Barclays Bank	14,579
(194,558)	Permian Resources Corp	HSBC	106,711
(16,281)	Permian Resources Corp	Morgan Stanley	7,815
51,556	Perrigo Co Plc	Barclays Bank	(31,964)
4,927	Perrigo Co Plc	Goldman Sachs	(5,617)
933	Perrigo Co Plc	HSBC	(550)
14,310	Personalis Inc	Bank of America Merrill Lynch	(7,298)
41,317	Personalis Inc	Barclays Bank	(1,240)
67,411	Personalis Inc	Goldman Sachs	(34,380)
30,075	Personalis Inc	HSBC	(902)
26,352	Personalis Inc	Morgan Stanley	(791)
37,628	Petco Health & Wellness Co Inc	Bank of America Merrill Lynch	1,903
57,327	Petco Health & Wellness Co Inc	Barclays Bank	31,092
20,979	Petco Health & Wellness Co Inc	Goldman Sachs	2,041
40,619	Petco Health & Wellness Co Inc	HSBC	702
19,787	Petco Health & Wellness Co Inc	Morgan Stanley	10,685
(6,486)	PetIQ Inc	Goldman Sachs	2,465
(59,907)	PetMed Express Inc	Barclays Bank	55,714
(4,101)	PetMed Express Inc	HSBC	3,158

保有高	銘柄	取引相手	未実現純評価益 ／(損) (米ドル)
米国 (続き)			
(2,984)	PetMed Express Inc	Morgan Stanley	2,775
(9,487)	Pfizer Inc	Bank of America Merrill Lynch	(8,254)
(8,945)	Pfizer Inc	Barclays Bank	(3,220)
(18,099)	Pfizer Inc	Goldman Sachs	(15,746)
(24,077)	Pfizer Inc	Morgan Stanley	(8,668)
(30,870)	PFSweb Inc	Bank of America Merrill Lynch	1,235
(7,885)	PFSweb Inc	Goldman Sachs	315
(237,415)	PG&E Corp	Goldman Sachs	(168,564)
(33,712)	PG&E Corp	HSBC	(7,417)
(105,600)	PG&E Corp	Morgan Stanley	(3,168)
11,451	PGT Innovations Inc	Barclays Bank	(11,336)
24,135	PGT Innovations Inc	Goldman Sachs	(20,997)
33,233	PGT Innovations Inc	HSBC	(59,819)
197	PhaseBio Pharmaceuticals Inc	Barclays Bank	(4)
2,293	Phathom Pharmaceuticals Inc	Barclays Bank	(848)
2,393	Phathom Pharmaceuticals Inc	Goldman Sachs	(2,273)
(11,138)	Phibro Animal Health Corp ' A '	Barclays Bank	5,612
(4,002)	Phibro Animal Health Corp ' A '	HSBC	1,061
(7,588)	Philip Morris International Inc	Bank of America Merrill Lynch	(21,702)
(256)	Philip Morris International Inc	Barclays Bank	(95)
(1,192)	Philip Morris International Inc	Goldman Sachs	(2,361)
(23,520)	Philip Morris International Inc	HSBC	(116,997)
(8,569)	Philip Morris International Inc	Morgan Stanley	(3,171)
2,377	Phillips 66	Barclays Bank	(9,841)
11,567	Phillips 66	Goldman Sachs	(34,238)
(2,585)	Phillips Edison & Co Inc (REIT)	Bank of America Merrill Lynch	756
20,922	Phillips Edison & Co Inc (REIT)	Barclays Bank	(7,532)
19,030	Phillips Edison & Co Inc (REIT)	Goldman Sachs	9,325
(10,489)	Phillips Edison & Co Inc (REIT)	Goldman Sachs	(2,641)
68,411	Phillips Edison & Co Inc (REIT)	HSBC	82,094
(6,741)	Phillips Edison & Co Inc (REIT)	HSBC	1,710
21,884	Phillips Edison & Co Inc (REIT)	Morgan Stanley	(7,878)
17,580	Photronics Inc	Bank of America Merrill Lynch	(18,459)
2,154	Photronics Inc	Barclays Bank	(1,304)
22,571	Photronics Inc	HSBC	20,765
7,479	Phreesia Inc	Bank of America Merrill Lynch	4,188
3,137	Phreesia Inc	Barclays Bank	4,956
9,337	Phreesia Inc	Goldman Sachs	5,229
5,817	Phreesia Inc	HSBC	16,055
1,214	Phreesia Inc	Morgan Stanley	1,918
(31,171)	PHX Minerals Inc	Bank of America Merrill Lynch	6,546
(17,887)	PHX Minerals Inc	Barclays Bank	358
(11,531)	PHX Minerals Inc	Goldman Sachs	2,422
(2,276)	PHX Minerals Inc	HSBC	1,047
(37,614)	Physicians Realty Trust (REIT)	Bank of America Merrill Lynch	2,257

保有高	銘柄	取引相手	未実現純評価益 ／(損) (米ドル)
米国 (続き)			
(36,006)	Physicians Realty Trust (REIT)	Barclays Bank	4,680
126,292	Physicians Realty Trust (REIT)	Barclays Bank	(16,418)
(71,379)	Physicians Realty Trust (REIT)	Goldman Sachs	4,283
77,660	Physicians Realty Trust (REIT)	Goldman Sachs	(4,660)
(30,654)	Physicians Realty Trust (REIT)	HSBC	(5,937)
(26,312)	Physicians Realty Trust (REIT)	Morgan Stanley	3,421
(8,309)	Piedmont Lithium Inc	Bank of America Merrill Lynch	43,207
(5,376)	Piedmont Lithium Inc	Barclays Bank	14,676
22,663	Piedmont Office Realty Trust Inc ' A' (REIT)	Bank of America Merrill Lynch	(8,612)
9,442	Piedmont Office Realty Trust Inc ' A' (REIT)	Barclays Bank	(1,700)
45,054	Piedmont Office Realty Trust Inc ' A' (REIT)	Goldman Sachs	(15,524)
29,862	Piedmont Office Realty Trust Inc ' A' (REIT)	HSBC	(5,474)
56,848	Piedmont Office Realty Trust Inc ' A' (REIT)	Morgan Stanley	(10,233)
33,189	Pieris Pharmaceuticals Inc	Barclays Bank	1,626
28,423	Pieris Pharmaceuticals Inc	Goldman Sachs	421
17,256	Pieris Pharmaceuticals Inc	HSBC	(1,034)
(11,120)	Pilgrim' s Pride Corp	Barclays Bank	3,496
(7,478)	Pilgrim' s Pride Corp	Goldman Sachs	805
(25,796)	Pilgrim' s Pride Corp	HSBC	(605)
(26,095)	Pilgrim' s Pride Corp	Morgan Stanley	7,072
13,867	Pinnacle Financial Partners Inc	Barclays Bank	(42,017)
34,950	Pinnacle Financial Partners Inc	Goldman Sachs	(173,003)
(6,311)	Pinnacle Financial Partners Inc	Goldman Sachs	31,239
4,381	Pinnacle Financial Partners Inc	HSBC	(13,012)
(8,242)	Pinnacle Financial Partners Inc	HSBC	24,479
5,375	Pinnacle Financial Partners Inc	Morgan Stanley	(16,286)
33,029	Pinnacle West Capital Corp	Goldman Sachs	66,389
2,386	Pinnacle West Capital Corp	HSBC	18,134
29,377	Pinnacle West Capital Corp	Morgan Stanley	(7,931)
(11,688)	Pinterest Inc ' A'	Barclays Bank	4,208
(11,111)	Pinterest Inc ' A'	Goldman Sachs	20,989
(19,104)	Pinterest Inc ' A'	HSBC	(29,038)
(33,857)	Pinterest Inc ' A'	Morgan Stanley	12,189
(3,103)	Pioneer Bancorp Inc	Goldman Sachs	31
(87,069)	Pioneer Bancorp Inc	Morgan Stanley	36,569
(510)	Pioneer Natural Resources Co	Bank of America Merrill Lynch	7,306
(5,012)	Pioneer Natural Resources Co	Barclays Bank	54,323
(2,891)	Pioneer Natural Resources Co	Goldman Sachs	63,314
(869)	Pioneer Natural Resources Co	HSBC	6,424
(160)	Pioneer Natural Resources Co	Morgan Stanley	2,347
3,985	Piper Sandler Cos	Barclays Bank	(12,473)
(32,386)	Pitney Bowes Inc	Bank of America Merrill Lynch	(1,619)

保有高	銘柄	取引相手	未実現純評価益 ／(損) (米ドル)
米国 (続き)			
(132,602)	Pitney Bowes Inc	Barclays Bank	17,238
(48,121)	Pitney Bowes Inc	Goldman Sachs	(2,406)
(112,961)	Pitney Bowes Inc	HSBC	(38,407)
(16,381)	Pitney Bowes Inc	Morgan Stanley	2,130
(40,175)	Pixelworks Inc	Barclays Bank	1,205
(15,935)	Pixelworks Inc	Goldman Sachs	2,390
(9,939)	Pixelworks Inc	Morgan Stanley	298
(923)	PJT Partners Inc ' A'	Barclays Bank	2,151
(2,589)	PJT Partners Inc ' A'	Goldman Sachs	8,906
(2,362)	PJT Partners Inc ' A'	HSBC	2,716
(473)	PJT Partners Inc ' A'	Morgan Stanley	1,102
(5,069)	Planet Fitness Inc ' A'	Barclays Bank	(22,304)
7,419	Planet Fitness Inc ' A'	Barclays Bank	32,644
(3,849)	Planet Fitness Inc ' A'	Goldman Sachs	(4,157)
2,911	Planet Fitness Inc ' A'	HSBC	28,349
(110,253)	Planet Labs PBC	Morgan Stanley	(7,718)
16,146	PlayAGS Inc	Barclays Bank	(1,130)
12,024	PlayAGS Inc	Goldman Sachs	(3,006)
19,213	PlayAGS Inc	HSBC	(32,470)
(8,821)	Playstudios Inc	HSBC	3,793
(8,225)	Playstudios Inc	Morgan Stanley	576
14,871	Playtika Holding Corp	Bank of America Merrill Lynch	(15,540)
19,150	Playtika Holding Corp	Barclays Bank	(4,117)
7,093	Playtika Holding Corp	Goldman Sachs	(7,412)
4,809	Playtika Holding Corp	HSBC	2,284
6,969	Playtika Holding Corp	Morgan Stanley	(1,498)
(101,815)	PLBY Group Inc	Bank of America Merrill Lynch	64,143
(21,648)	PLBY Group Inc	Barclays Bank	6,278
(7,001)	PLBY Group Inc	Goldman Sachs	4,411
(4,907)	PLBY Group Inc	Morgan Stanley	1,423
2,995	Plexus Corp	Bank of America Merrill Lynch	(51)
15,286	Plexus Corp	Barclays Bank	(33,323)
6,486	Plexus Corp	Goldman Sachs	1,038
6,399	Plexus Corp	HSBC	18,941
3,532	Plexus Corp	Morgan Stanley	(7,700)
7,567	Pliant Therapeutics Inc	Goldman Sachs	(25,274)
(5,787)	Plug Power Inc	Bank of America Merrill Lynch	(609)
(42,942)	Plug Power Inc	Goldman Sachs	75,047
(16,366)	Plug Power Inc	HSBC	(6,546)
(7,461)	Plug Power Inc	Morgan Stanley	(223)
(3,735)	Plumas Bancorp	Bank of America Merrill Lynch	(6,051)
(530)	Plumas Bancorp	Barclays Bank	(769)
(1,764)	Plumas Bancorp	Morgan Stanley	(2,558)
(9,149)	PLx Pharma Inc	Barclays Bank	(64)
(5,622)	Plymouth Industrial Inc (REIT)	Bank of America Merrill Lynch	(871)

保有高	銘柄	取引相手	未実現純評価益 ／(損) (米ドル)
米国 (続き)			
(4,939)	Plymouth Industrial Inc (REIT)	Barclays Bank	963
(4,905)	Plymouth Industrial Inc (REIT)	Goldman Sachs	(760)
(2,593)	Plymouth Industrial Inc (REIT)	HSBC	(1,024)
(4,629)	Plymouth Industrial Inc (REIT)	Morgan Stanley	903
(1,721)	PMV Pharmaceuticals Inc	Barclays Bank	706
(3,479)	PMV Pharmaceuticals Inc	Morgan Stanley	1,426
(3,342)	PNM Resources Inc	Bank of America Merrill Lynch	(2,206)
2,487	PNM Resources Inc	Barclays Bank	323
1,813	PNM Resources Inc	Goldman Sachs	1,197
(6,106)	PNM Resources Inc	HSBC	(9,159)
(21,029)	PNM Resources Inc	Morgan Stanley	(2,734)
1,569	PNM Resources Inc	Morgan Stanley	204
(17,411)	Point Biopharma Global Inc	Bank of America Merrill Lynch	(11,143)
(8,583)	Polaris Inc	Barclays Bank	18,368
1,214	Polaris Inc	Goldman Sachs	(134)
(1,576)	Polaris Inc	HSBC	(3,530)
(2,746)	Polaris Inc	Morgan Stanley	5,876
36,597	PolyMet Mining Corp	Bank of America Merrill Lynch	(3,294)
44,742	PolyMet Mining Corp	Barclays Bank	(2,685)
37,964	PolyMet Mining Corp	Goldman Sachs	(3,417)
16,115	PolyMet Mining Corp	HSBC	(1,450)
3,348	PolyMet Mining Corp	Morgan Stanley	(201)
(8,711)	Ponce Financial Group Inc	Bank of America Merrill Lynch	(834)
(2,304)	Ponce Financial Group Inc	Barclays Bank	(253)
(10,876)	Ponce Financial Group Inc	HSBC	(896)
(1,006)	Ponce Financial Group Inc	Morgan Stanley	(76)
(316)	Pool Corp	Bank of America Merrill Lynch	9,625
302	Pool Corp	Bank of America Merrill Lynch	(1,384)
(356)	Pool Corp	Morgan Stanley	3,788
28,356	Popular Inc	Barclays Bank	(44,236)
7,380	Popular Inc	HSBC	4,207
8,223	Popular Inc	Morgan Stanley	(12,828)
(26,884)	Porch Group Inc	Bank of America Merrill Lynch	(12,635)
(11,744)	Porch Group Inc	Barclays Bank	(6,577)
(23,651)	Porch Group Inc	Goldman Sachs	(11,116)
287	Portage Biotech Inc	Bank of America Merrill Lynch	(102)
5,655	Portage Biotech Inc	Barclays Bank	877
1,216	Portage Biotech Inc	Goldman Sachs	(432)
956	Portage Biotech Inc	HSBC	(827)
2,671	Portage Biotech Inc	Morgan Stanley	414
(7,919)	Portillo' s Inc ' A'	HSBC	27,558
(311)	Portillo' s Inc ' A'	Morgan Stanley	140
103,449	Portland General Electric Co	Barclays Bank	(20,689)
52,692	Portland General Electric Co	Goldman Sachs	72,715
9,744	Portland General Electric Co	HSBC	32,155

保有高	銘柄	取引相手	未実現純評価益 ／(損) (米ドル)
米国 (続き)			
1,221	Portland General Electric Co	Morgan Stanley	(244)
6,348	Poseida Therapeutics Inc	Bank of America Merrill Lynch	(1,904)
28,468	Poseida Therapeutics Inc	Barclays Bank	3,701
31,521	Poseida Therapeutics Inc	Goldman Sachs	(487)
7,369	Poseida Therapeutics Inc	Morgan Stanley	958
(26,757)	Post Holdings Inc	Barclays Bank	28,095
(6,810)	Post Holdings Inc	Goldman Sachs	(40,111)
(6,099)	Post Holdings Inc	HSBC	(21,225)
(2,378)	Post Holdings Inc	Morgan Stanley	2,497
(50,439)	Potbelly Corp	Bank of America Merrill Lynch	10,592
(1,626)	Potbelly Corp	HSBC	(374)
(18,477)	Potbelly Corp	Morgan Stanley	6,282
(767)	PotlatchDeltic Corp (REIT)	Bank of America Merrill Lynch	721
(30,756)	PotlatchDeltic Corp (REIT)	Barclays Bank	65,203
(10,607)	PotlatchDeltic Corp (REIT)	Goldman Sachs	9,971
(7,689)	PotlatchDeltic Corp (REIT)	HSBC	(1,968)
(13,661)	PotlatchDeltic Corp (REIT)	Morgan Stanley	28,961
1,922	Powell Industries Inc	Bank of America Merrill Lynch	(653)
2,908	Powell Industries Inc	Barclays Bank	(4,042)
2,813	Powell Industries Inc	Goldman Sachs	(956)
1,613	Powell Industries Inc	HSBC	(1,246)
2,993	Powell Industries Inc	Morgan Stanley	(4,160)
3,791	Power Integrations Inc	Bank of America Merrill Lynch	(15,885)
12,275	Power Integrations Inc	Barclays Bank	2,946
9,631	Power Integrations Inc	Goldman Sachs	(40,354)
(849)	Power Integrations Inc	Goldman Sachs	3,557
13,610	Power Integrations Inc	HSBC	66,826
14,154	Power Integrations Inc	Morgan Stanley	3,397
(471)	Power Integrations Inc	Morgan Stanley	(113)
(10,778)	Powerfleet Inc	Bank of America Merrill Lynch	(108)
(37,316)	Powerfleet Inc	Barclays Bank	11,568
(17,161)	Powerfleet Inc	Goldman Sachs	(172)
(11,752)	Powerfleet Inc	HSBC	(2,468)
(9,519)	Powerfleet Inc	Morgan Stanley	2,951
8,109	PowerSchool Holdings Inc ' A'	Barclays Bank	(1,865)
3,917	PowerSchool Holdings Inc ' A'	Goldman Sachs	(5,484)
2,360	PowerSchool Holdings Inc ' A'	HSBC	2,242
3,947	PowerSchool Holdings Inc ' A'	Morgan Stanley	(908)
(788)	PPG Industries Inc	Bank of America Merrill Lynch	(1,623)
(7,441)	PPG Industries Inc	Barclays Bank	3,200
(3,870)	PPG Industries Inc	Goldman Sachs	(1,925)
(1,861)	PPG Industries Inc	Morgan Stanley	642
(26,365)	PPL Corp	Goldman Sachs	(41,393)
(80,209)	PPL Corp	HSBC	(157,209)
(51,641)	PPL Corp	Morgan Stanley	(16,525)

保有高	銘柄	取引相手	未実現純評価益 ／(損) (米ドル)
米国 (続き)			
2,037	PRA Group Inc	Bank of America Merrill Lynch	(1,263)
28,545	PRA Group Inc	Barclays Bank	(14,273)
16,432	PRA Group Inc	Goldman Sachs	(10,188)
6,645	PRA Group Inc	HSBC	5,183
6,268	PRA Group Inc	Morgan Stanley	(3,134)
(5,649)	Praxis Precision Medicines Inc	Barclays Bank	(621)
(37,392)	Praxis Precision Medicines Inc	HSBC	11,218
43,760	Precigen Inc	Bank of America Merrill Lynch	(8,752)
21,900	Precigen Inc	Barclays Bank	(4,161)
47,870	Precigen Inc	Morgan Stanley	(9,095)
12,725	Precision BioSciences Inc	Bank of America Merrill Lynch	(1,909)
47,200	Precision BioSciences Inc	Barclays Bank	(6,608)
37,068	Precision BioSciences Inc	Goldman Sachs	(5,560)
7,848	Precision BioSciences Inc	HSBC	549
9,354	Precision BioSciences Inc	Morgan Stanley	(1,310)
(2,411)	Preferred Bank	Barclays Bank	4,460
(2,471)	Preferred Bank	Goldman Sachs	3,286
(1,255)	Preferred Bank	HSBC	2,362
(881)	Preferred Bank	Morgan Stanley	1,630
519	Preformed Line Products Co	Barclays Bank	(187)
374	Preformed Line Products Co	Goldman Sachs	1,268
4,756	Preformed Line Products Co	Morgan Stanley	(1,712)
4,572	Prelude Therapeutics Inc	Bank of America Merrill Lynch	(5,304)
4,060	Prelude Therapeutics Inc	Barclays Bank	609
5,062	Prelude Therapeutics Inc	Goldman Sachs	(5,872)
9,408	Prelude Therapeutics Inc	HSBC	(5,739)
34,703	Premier Financial Corp	Bank of America Merrill Lynch	(78,082)
16,880	Premier Financial Corp	Barclays Bank	(21,100)
28,912	Premier Financial Corp	Goldman Sachs	(65,052)
9,169	Premier Financial Corp	HSBC	(9,352)
(31,820)	Premier Inc ' A'	Barclays Bank	6,046
(15,722)	Premier Inc ' A'	HSBC	(25,470)
1,550	Premier Inc ' A'	HSBC	1,031
13,096	Prestige Consumer Healthcare Inc	Goldman Sachs	1,668
16,197	Prestige Consumer Healthcare Inc	Morgan Stanley	(5,669)
(5,202)	PriceSmart Inc	Barclays Bank	15,918
(3,481)	PriceSmart Inc	Goldman Sachs	8,146
(4,955)	PriceSmart Inc	HSBC	11,099
(569)	PriceSmart Inc	Morgan Stanley	1,741
(22,699)	Primerica Inc	Barclays Bank	8,852
(9,887)	Primerica Inc	Goldman Sachs	(53,686)
(5,697)	Primerica Inc	HSBC	(18,117)
(2,987)	Primerica Inc	Morgan Stanley	1,165
(44,121)	Primis Financial Corp	Bank of America Merrill Lynch	13,678
(45,378)	Primis Financial Corp	Barclays Bank	14,975

保有高	銘柄	取引相手	未実現純評価益 ／(損) (米ドル)
米国 (続き)			
(41,225)	Primis Financial Corp	Goldman Sachs	12,780
(6,762)	Primis Financial Corp	HSBC	879
(7,838)	Primis Financial Corp	Morgan Stanley	2,587
96,903	Primo Water Corp	Barclays Bank	(28,102)
13,641	Primo Water Corp	Goldman Sachs	10,367
30,833	Primo Water Corp	HSBC	55,191
27,031	Primo Water Corp	Morgan Stanley	(7,839)
16,355	Primoris Services Corp	Bank of America Merrill Lynch	(8,375)
5,122	Primoris Services Corp	Barclays Bank	(5,839)
16,592	Primoris Services Corp	Goldman Sachs	(8,377)
3,940	Primoris Services Corp	Morgan Stanley	(4,492)
(43,216)	Principal Financial Group Inc	Barclays Bank	159,467
(4,456)	Priority Technology Holdings Inc	Barclays Bank	(1,069)
13,104	Privia Health Group Inc	Bank of America Merrill Lynch	(26,271)
19,361	Privia Health Group Inc	Barclays Bank	(669)
9,861	Privia Health Group Inc	HSBC	(44,167)
41,299	Privia Health Group Inc	Morgan Stanley	(198)
(15,293)	ProAssurance Corp	Bank of America Merrill Lynch	6,729
(6,829)	ProAssurance Corp	Barclays Bank	2,888
(17,135)	ProAssurance Corp	Goldman Sachs	3,106
(5,669)	ProAssurance Corp	HSBC	1,261
(1,669)	ProAssurance Corp	Morgan Stanley	451
(3,778)	PROCEPT BioRobotics Corp	HSBC	(11,615)
(5,511)	PROCEPT BioRobotics Corp	Morgan Stanley	4,409
(2,097)	Procore Technologies Inc	Barclays Bank	5,599
(7,717)	Procore Technologies Inc	Goldman Sachs	94,224
(7,673)	Procore Technologies Inc	HSBC	61,000
21,997	Procter & Gamble Co	Barclays Bank	8,579
(22,742)	Procter & Gamble Co	Barclays Bank	(8,869)
9,133	Procter & Gamble Co	Morgan Stanley	3,562
(2,911)	Professional Holding Corp ' A'	Bank of America Merrill Lynch	(1,776)
(16,022)	Professional Holding Corp ' A'	Barclays Bank	9,293
(12,288)	Professional Holding Corp ' A'	Goldman Sachs	(7,496)
(1,557)	Professional Holding Corp ' A'	HSBC	(2,600)
(190)	Professional Holding Corp ' A'	Morgan Stanley	110
(13,277)	ProFrac Holding Corp ' A'	HSBC	15,269
(3,590)	ProFrac Holding Corp ' A'	Morgan Stanley	7,898
5,157	PROG Holdings Inc	Bank of America Merrill Lynch	1,083
9,542	PROG Holdings Inc	Barclays Bank	190
1,989	PROG Holdings Inc	Goldman Sachs	418
9,581	PROG Holdings Inc	HSBC	16,449
3,314	PROG Holdings Inc	Morgan Stanley	66
(2,728)	Progress Software Corp	Bank of America Merrill Lynch	164
(4,190)	Progress Software Corp	Goldman Sachs	251
1,616	Progressive Corp	Bank of America Merrill Lynch	6,909

保有高	銘柄	取引相手	未実現純評価益 ／(損) (米ドル)
米国 (続き)			
1,534	Progressive Corp	Barclays Bank	(184)
(13,115)	Progressive Corp	Goldman Sachs	(90,625)
794	Progressive Corp	Goldman Sachs	2,203
(647)	Progyny Inc	Bank of America Merrill Lynch	304
922	Progyny Inc	Bank of America Merrill Lynch	(433)
(4,223)	Progyny Inc	Barclays Bank	(12,796)
849	Progyny Inc	Barclays Bank	2,572
(4,896)	Progyny Inc	Goldman Sachs	2,301
2,916	Progyny Inc	Goldman Sachs	3,030
(14,451)	Progyny Inc	HSBC	59,249
3,691	Progyny Inc	HSBC	(3,709)
(2,030)	Progyny Inc	Morgan Stanley	(6,151)
699	Progyny Inc	Morgan Stanley	2,118
32,737	Prologis Inc (REIT)	Barclays Bank	(63,602)
12,488	Prologis Inc (REIT)	Goldman Sachs	8,242
1,469	Prologis Inc (REIT)	Morgan Stanley	(288)
(1,863)	Prometheus Biosciences Inc	Barclays Bank	7,517
(4,361)	Prometheus Biosciences Inc	HSBC	21,652
61,730	ProPetro Holding Corp	Bank of America Merrill Lynch	(45,680)
66,213	ProPetro Holding Corp	Barclays Bank	(23,175)
33,021	ProPetro Holding Corp	Goldman Sachs	(24,436)
22,778	ProPetro Holding Corp	HSBC	(22,322)
9,599	ProPetro Holding Corp	Morgan Stanley	(3,360)
(9,876)	ProPhase Labs Inc	Bank of America Merrill Lynch	17,678
1,345	PROS Holdings Inc	Barclays Bank	27
6,405	PROS Holdings Inc	Goldman Sachs	(21,905)
6,578	PROS Holdings Inc	HSBC	(7,104)
9,412	PROS Holdings Inc	Morgan Stanley	188
(11,167)	Prosperity Bancshares Inc	Bank of America Merrill Lynch	7,044
(61,224)	Prosperity Bancshares Inc	Barclays Bank	154,284
(30,718)	Prosperity Bancshares Inc	Goldman Sachs	24,621
(39,195)	Prosperity Bancshares Inc	HSBC	11,721
(5,990)	Protagonist Therapeutics Inc	Barclays Bank	1,737
(10,054)	Protagonist Therapeutics Inc	Goldman Sachs	4,926
(8,225)	Protagonist Therapeutics Inc	HSBC	1,563
1,723	Protara Therapeutics Inc	HSBC	1,706
(63,417)	Proterra Inc	Barclays Bank	31,074
(23,546)	Proterra Inc	HSBC	24,268
(21,351)	Proterra Inc	Morgan Stanley	7,078
(8,561)	Prothena Corp Plc	Barclays Bank	(39,723)
(1,786)	Prothena Corp Plc	Goldman Sachs	(5,876)
(5,525)	Proto Labs Inc	Barclays Bank	1,701
8,233	Provention Bio Inc	Barclays Bank	1,029
4,737	Provention Bio Inc	Goldman Sachs	(213)
11,070	Provident Bancorp Inc	Barclays Bank	(554)

保有高	銘柄	取引相手	未実現純評価益 ／(損) (米ドル)
米国 (続き)			
(6,771)	Provident Financial Holdings Inc	Bank of America Merrill Lynch	(2,234)
(17,179)	Provident Financial Holdings Inc	Barclays Bank	(5,154)
(13,387)	Provident Financial Holdings Inc	Goldman Sachs	(4,418)
(1,816)	Provident Financial Services Inc	Morgan Stanley	1,344
(73,023)	Prudential Financial Inc	Barclays Bank	270,916
(13,191)	Prudential Financial Inc	HSBC	(20,446)
(16,179)	Prudential Financial Inc	Morgan Stanley	60,024
236	PTC Inc	Barclays Bank	(451)
3,724	PTC Inc	Goldman Sachs	(33,367)
1,251	PTC Inc	HSBC	(3,002)
7,206	PTC Therapeutics Inc	Bank of America Merrill Lynch	20,825
6,399	PTC Therapeutics Inc	Barclays Bank	5,375
9,393	PTC Therapeutics Inc	Goldman Sachs	27,146
14,056	PTC Therapeutics Inc	HSBC	81,806
(22,752)	Public Service Enterprise Group Inc	Barclays Bank	(7,508)
(20,124)	Public Service Enterprise Group Inc	Goldman Sachs	(31,595)
6,634	Public Service Enterprise Group Inc	Goldman Sachs	3,408
(14,960)	Public Service Enterprise Group Inc	HSBC	(12,417)
2,729	Public Service Enterprise Group Inc	Morgan Stanley	1,074
4,211	Public Storage (REIT)	Barclays Bank	(41,647)
1,278	Public Storage (REIT)	HSBC	3,515
1,499	Public Storage (REIT)	Morgan Stanley	(14,825)
(5,601)	PubMatic Inc ' A'	Bank of America Merrill Lynch	8,121
(9,872)	PubMatic Inc ' A'	Goldman Sachs	14,314
(4,495)	PubMatic Inc ' A'	HSBC	5,529
(1,898)	PubMatic Inc ' A'	Morgan Stanley	304
(5,334)	Pulmonx Corp	Barclays Bank	(1,067)
(3,603)	Pulmonx Corp	Goldman Sachs	1,802
(1,930)	Pulmonx Corp	HSBC	(444)
(1,237)	Pulmonx Corp	Morgan Stanley	(247)
(862)	Pulse Biosciences Inc	Bank of America Merrill Lynch	224
(22,608)	Pulse Biosciences Inc	Barclays Bank	(904)
(33,110)	Pulse Biosciences Inc	Goldman Sachs	8,609
(8,313)	Pulse Biosciences Inc	HSBC	1,496
(8,732)	Pulse Biosciences Inc	Morgan Stanley	(349)
(2,230)	PulteGroup Inc	Bank of America Merrill Lynch	1,048
18,144	PulteGroup Inc	Barclays Bank	(10,524)
14,961	PulteGroup Inc	Goldman Sachs	(7,032)
8,940	PulteGroup Inc	HSBC	37,816
24,531	PulteGroup Inc	Morgan Stanley	(14,228)
12,314	Puma Biotechnology Inc	Barclays Bank	(862)
57,504	Puma Biotechnology Inc	Goldman Sachs	62,104
(9,005)	Pure Cycle Corp	Bank of America Merrill Lynch	(7,384)
(8,208)	Pure Cycle Corp	Barclays Bank	2,709
(50,404)	Pure Cycle Corp	Goldman Sachs	(41,331)

保有高	銘柄	取引相手	未実現純評価益 ／(損) (米ドル)
米国 (続き)			
(41,131)	Pure Cycle Corp	HSBC	(71,979)
(14,941)	Pure Cycle Corp	Morgan Stanley	4,931
8,684	Pure Storage Inc 'A'	Bank of America Merrill Lynch	(20,229)
18,757	Pure Storage Inc 'A'	Barclays Bank	(41,828)
29,480	Pure Storage Inc 'A'	Goldman Sachs	(97,579)
(4,095)	PureCycle Technologies Inc	Goldman Sachs	(594)
(16,247)	PureCycle Technologies Inc	HSBC	16,328
(14,086)	PureCycle Technologies Inc	Morgan Stanley	(2,324)
(5,949)	Purple Innovation Inc	Bank of America Merrill Lynch	4,402
(48,174)	Purple Innovation Inc	Barclays Bank	(13,970)
(32,168)	Purple Innovation Inc	Morgan Stanley	(9,329)
14,451	PVH Corp	Bank of America Merrill Lynch	48,164
5,187	PVH Corp	Morgan Stanley	16,598
7,221	Q2 Holdings Inc	Bank of America Merrill Lynch	(24,407)
9,802	Q2 Holdings Inc	Barclays Bank	5,685
34,762	Q2 Holdings Inc	Goldman Sachs	(117,496)
4,820	Q2 Holdings Inc	Morgan Stanley	2,796
(8,568)	QCR Holdings Inc	Barclays Bank	10,796
(8,105)	QCR Holdings Inc	Goldman Sachs	4,620
(25,149)	QCR Holdings Inc	HSBC	3,521
(2,975)	QCR Holdings Inc	Morgan Stanley	3,749
9,640	QIAGEN NV	Bank of America Merrill Lynch	12,628
13,533	QIAGEN NV	Barclays Bank	12,315
37,146	QIAGEN NV	Goldman Sachs	48,661
11,288	QIAGEN NV	HSBC	55,650
(5,163)	Qorvo Inc	Bank of America Merrill Lynch	25,505
(18,571)	Qorvo Inc	Barclays Bank	57,941
(5,720)	Qorvo Inc	Goldman Sachs	28,257
(8,203)	Qorvo Inc	HSBC	(46,511)
(1,699)	Qorvo Inc	Morgan Stanley	5,301
(21,708)	Quad/Graphics Inc	Bank of America Merrill Lynch	(4,559)
(7,891)	Quad/Graphics Inc	Barclays Bank	947
(14,003)	Quad/Graphics Inc	Goldman Sachs	(2,941)
(40,861)	Quad/Graphics Inc	HSBC	(11,032)
(9,963)	Quad/Graphics Inc	Morgan Stanley	1,196
(924)	Quaker Chemical Corp	Barclays Bank	5,396
(795)	Quaker Chemical Corp	Goldman Sachs	1,598
(354)	Quaker Chemical Corp	HSBC	(1,147)
(530)	Quaker Chemical Corp	Morgan Stanley	3,095
(4,349)	QUALCOMM Inc	Bank of America Merrill Lynch	32,531
1,788	QUALCOMM Inc	Goldman Sachs	(13,374)
(2,046)	QUALCOMM Inc	HSBC	(12,276)
(701)	QUALCOMM Inc	Morgan Stanley	3,582
(7,583)	Qualtrics International Inc 'A'	Bank of America Merrill Lynch	15,318
(12,045)	Qualtrics International Inc 'A'	Goldman Sachs	24,331

保有高	銘柄	取引相手	未実現純評価益 ／(損) (米ドル)
米国 (続き)			
(21,715)	Qualtrics International Inc ' A'	HSBC	14,766
(11,705)	Qualtrics International Inc ' A'	Morgan Stanley	3,160
(3,421)	Qualys Inc	Barclays Bank	20,834
(7,396)	Qualys Inc	Goldman Sachs	76,163
(2,343)	Qualys Inc	HSBC	2,934
(4,488)	Qualys Inc	Morgan Stanley	26,710
9,847	Quanex Building Products Corp	Barclays Bank	(7,878)
11,768	Quanex Building Products Corp	Goldman Sachs	(4,236)
1,652	Quanex Building Products Corp	Morgan Stanley	(1,322)
(806)	Quanta Services Inc	Bank of America Merrill Lynch	(1,193)
(16,269)	Quanta Services Inc	Barclays Bank	36,768
(10,463)	Quanta Services Inc	Goldman Sachs	(15,485)
(14,311)	Quanta Services Inc	HSBC	31,913
(4,160)	Quanta Services Inc	Morgan Stanley	9,402
(6,026)	Quanterix Corp	Barclays Bank	(6,388)
(21,407)	Quantum Corp	Bank of America Merrill Lynch	4,710
(16,400)	Quantum Corp	Barclays Bank	3,116
(22,726)	Quantum Corp	Goldman Sachs	5,000
(88,601)	QuantumScape Corp	Barclays Bank	859
29,758	Quantum-Si Inc	Barclays Bank	(10,118)
(3,763)	Quest Diagnostics Inc	Bank of America Merrill Lynch	(301)
(10,837)	Quest Diagnostics Inc	Barclays Bank	(12,604)
(3,256)	Quest Diagnostics Inc	Goldman Sachs	(260)
(11,796)	Quest Diagnostics Inc	HSBC	(24,371)
(3,627)	Quest Diagnostics Inc	Morgan Stanley	(3,805)
(8,040)	Quidel Corp	Goldman Sachs	59,094
(956)	Quidel Corp	Morgan Stanley	4,254
20,325	QuinStreet Inc	Barclays Bank	(5,285)
25,440	QuinStreet Inc	Goldman Sachs	(12,466)
(17,770)	Quotient Technology Inc	Barclays Bank	3,021
1,097	Qurate Retail Inc (Pref)	Goldman Sachs	2,632
599	Qurate Retail Inc (Pref)	HSBC	833
330	Qurate Retail Inc (Pref)	Morgan Stanley	(545)
(16,657)	Qurate Retail Inc ' A'	Goldman Sachs	2,915
(24,675)	Qurate Retail Inc ' A'	Morgan Stanley	123
(10,810)	R1 RCM Inc	Barclays Bank	(8,162)
(64,955)	R1 RCM Inc	Goldman Sachs	45,793
(37,356)	R1 RCM Inc	HSBC	(35,675)
(45,938)	R1 RCM Inc	Morgan Stanley	(34,683)
(18,718)	Rackspace Technology Inc	Bank of America Merrill Lynch	25,644
(8,449)	Rackspace Technology Inc	Barclays Bank	1,183
(30,325)	Rackspace Technology Inc	Goldman Sachs	41,545
(17,935)	Rackspace Technology Inc	HSBC	6,457
1,878	Radian Group Inc	Bank of America Merrill Lynch	(676)
80,938	Radian Group Inc	Barclays Bank	(37,232)

保有高	銘柄	取引相手	未実現純評価益 ／(損) (米ドル)
米国 (続き)			
(22,798)	Radian Group Inc	Barclays Bank	10,487
13,764	Radian Group Inc	Goldman Sachs	(4,955)
(29,069)	Radian Group Inc	Goldman Sachs	10,465
52,835	Radian Group Inc	HSBC	(83,103)
(2,440)	Radian Group Inc	HSBC	3,904
26,471	Radiant Logistics Inc	Bank of America Merrill Lynch	(11,647)
26,454	Radiant Logistics Inc	Barclays Bank	(9,523)
20,165	Radiant Logistics Inc	Goldman Sachs	(8,873)
46,536	Radiant Logistics Inc	HSBC	(30,248)
47,942	Radiant Logistics Inc	Morgan Stanley	(17,259)
(3,400)	Radius Global Infrastructure Inc ' A'	Bank of America Merrill Lynch	2,278
(23,573)	Radius Global Infrastructure Inc ' A'	Barclays Bank	11,079
(15,496)	Radius Global Infrastructure Inc ' A'	Goldman Sachs	10,382
(31,703)	RadNet Inc	Barclays Bank	(59,919)
(1,012)	RadNet Inc	Goldman Sachs	(1,731)
(11,618)	RadNet Inc	HSBC	(25,997)
(16,350)	Rafael Holdings Inc ' B'	Barclays Bank	1,308
(12,818)	Rafael Holdings Inc ' B'	Goldman Sachs	1,025
(2,725)	Rafael Holdings Inc ' B'	HSBC	(300)
(1,904)	Rafael Holdings Inc ' B'	Morgan Stanley	152
(3,539)	Rallybio Corp	Goldman Sachs	1,203
17,664	Ralph Lauren Corp	Barclays Bank	104,571
2,831	Ralph Lauren Corp	Goldman Sachs	23,412
4,299	Ralph Lauren Corp	HSBC	73,040
10,211	Ralph Lauren Corp	Morgan Stanley	60,449
(10,291)	Ramaco Resources Inc	Bank of America Merrill Lynch	(7,410)
(20,275)	Ramaco Resources Inc	Barclays Bank	(6,691)
(9,770)	Ramaco Resources Inc	Goldman Sachs	(7,034)
(2,609)	Ramaco Resources Inc	HSBC	(522)
(1,902)	Ramaco Resources Inc	Morgan Stanley	(628)
(1,039)	Rambus Inc	Bank of America Merrill Lynch	1,507
(11,125)	Rambus Inc	Barclays Bank	3,004
(33,747)	Rambus Inc	HSBC	20,051
(15,360)	Rambus Inc	Morgan Stanley	3,986
24,967	Range Resources Corp	Bank of America Merrill Lynch	(19,723)
27,491	Range Resources Corp	Barclays Bank	(45,360)
8,269	Range Resources Corp	Goldman Sachs	(6,533)
1,065	Range Resources Corp	HSBC	(564)
3,928	Ranger Energy Services Inc	Bank of America Merrill Lynch	1,453
3,685	Ranger Energy Services Inc	Goldman Sachs	1,363
9,263	Ranger Energy Services Inc	Morgan Stanley	(2,038)
(7,447)	Ranger Oil Corp	Bank of America Merrill Lynch	5,883
(3,506)	Ranger Oil Corp	Barclays Bank	841
(7,997)	Ranger Oil Corp	Goldman Sachs	6,318
(2,171)	Ranger Oil Corp	HSBC	434

保有高	銘柄	取引相手	未実現純評価益 ／(損) (米ドル)
米国 (続き)			
(59,193)	Ranpak Holdings Corp	Barclays Bank	30,188
(17,327)	Ranpak Holdings Corp	Goldman Sachs	20,966
43,252	Rapid7 Inc	Barclays Bank	(22,491)
27,709	Rapid7 Inc	Goldman Sachs	(113,884)
6,438	Rapid7 Inc	HSBC	(13,391)
4,843	Rapid7 Inc	Morgan Stanley	(2,518)
(963)	RAPT Therapeutics Inc	Bank of America Merrill Lynch	6,028
(11,894)	RAPT Therapeutics Inc	Barclays Bank	12,727
(2,337)	RAPT Therapeutics Inc	HSBC	2,711
3,921	Raymond James Financial Inc	Barclays Bank	(34,740)
10,304	Raymond James Financial Inc	Goldman Sachs	(84,493)
4,243	Raymond James Financial Inc	Morgan Stanley	(37,593)
(39,235)	Rayonier Advanced Materials Inc	Barclays Bank	13,340
(10,546)	Rayonier Advanced Materials Inc	Goldman Sachs	2,742
(500)	Rayonier Advanced Materials Inc	Morgan Stanley	170
(1,214)	Rayonier Inc (REIT)	Barclays Bank	1,651
5,258	Rayonier Inc (REIT)	Barclays Bank	(7,151)
(12,004)	Rayonier Inc (REIT)	Goldman Sachs	11,764
5,241	Rayonier Inc (REIT)	Goldman Sachs	(2,800)
(1,165)	Rayonier Inc (REIT)	HSBC	(443)
5,953	Rayonier Inc (REIT)	HSBC	(4,910)
(4,457)	Rayonier Inc (REIT)	Morgan Stanley	6,062
1,319	Rayonier Inc (REIT)	Morgan Stanley	(806)
(6,298)	RBB Bancorp	Barclays Bank	2,866
(6,316)	RBB Bancorp	Goldman Sachs	537
(12,956)	RBB Bancorp	HSBC	5,506
(1,373)	RBC Bearings Inc	Bank of America Merrill Lynch	15,593
(11,053)	RBC Bearings Inc	Barclays Bank	191,990
(11,061)	RBC Bearings Inc	Goldman Sachs	97,116
(3,038)	RBC Bearings Inc	Morgan Stanley	46,013
(996)	RCI Hospitality Holdings Inc	Bank of America Merrill Lynch	(6,663)
(1,000)	RCI Hospitality Holdings Inc	Barclays Bank	(1,790)
(1,824)	RCI Hospitality Holdings Inc	Goldman Sachs	(12,203)
(3,014)	RCI Hospitality Holdings Inc	HSBC	(29,839)
(3,124)	RCM Technologies Inc	Barclays Bank	656
(4,857)	RCM Technologies Inc	Goldman Sachs	3,303
(7,099)	RE/MAX Holdings Inc 'A'	Goldman Sachs	(1,491)
(25,146)	RE/MAX Holdings Inc 'A'	HSBC	(48,783)
(12,054)	RE/MAX Holdings Inc 'A'	Morgan Stanley	(3,616)
(497)	Reading International Inc 'A'	Bank of America Merrill Lynch	211
(30,500)	Reading International Inc 'A'	HSBC	153
(1,368)	Ready Capital Corp (REIT)	Bank of America Merrill Lynch	(5)
(108,844)	Ready Capital Corp (REIT)	Barclays Bank	10,884
(45,590)	Ready Capital Corp (REIT)	Goldman Sachs	15,045
(69,844)	Ready Capital Corp (REIT)	HSBC	(32,128)

保有高	銘柄	取引相手	未実現純評価益 ／(損) (米ドル)
米国 (続き)			
(16,984)	RealReal Inc	Bank of America Merrill Lynch	7,728
(89,664)	RealReal Inc	Barclays Bank	(9,415)
(13,731)	RealReal Inc	HSBC	(3,845)
(18,118)	Realty Income Corp (REIT)	Bank of America Merrill Lynch	58,521
(78,565)	Realty Income Corp (REIT)	Barclays Bank	297,762
(30,771)	Realty Income Corp (REIT)	Goldman Sachs	99,390
(40,652)	Realty Income Corp (REIT)	HSBC	83,095
476	Reata Pharmaceuticals Inc ' A'	Bank of America Merrill Lynch	1,838
2,061	Reata Pharmaceuticals Inc ' A'	Barclays Bank	9,481
2,802	Reata Pharmaceuticals Inc ' A'	HSBC	(112)
7,122	Recursion Pharmaceuticals Inc ' A'	HSBC	(3,632)
(7,878)	Red River Bancshares Inc	Barclays Bank	18,947
(6,513)	Red River Bancshares Inc	Goldman Sachs	24,066
(3,874)	Red River Bancshares Inc	HSBC	20,552
(5,908)	Red River Bancshares Inc	Morgan Stanley	14,209
8,902	Red Robin Gourmet Burgers Inc	Goldman Sachs	3,427
14,273	Red Robin Gourmet Burgers Inc	HSBC	13,345
1,632	Red Robin Gourmet Burgers Inc	Morgan Stanley	(498)
(11,248)	Red Rock Resorts Inc ' A'	Barclays Bank	(1,968)
(9,105)	Red Rock Resorts Inc ' A'	Goldman Sachs	1,685
(19,578)	Red Rock Resorts Inc ' A'	HSBC	(66,271)
(9,248)	Red Violet Inc	Barclays Bank	1,480
(2,028)	Red Violet Inc	HSBC	(9,349)
(12,749)	Redfin Corp	Bank of America Merrill Lynch	(892)
(8,294)	Redfin Corp	Barclays Bank	(581)
(34,355)	Redfin Corp	Goldman Sachs	(2,405)
(4,592)	Redwood Trust Inc (REIT)	Bank of America Merrill Lynch	(1,159)
(16,383)	Redwood Trust Inc (REIT)	Barclays Bank	—
(3,327)	Redwood Trust Inc (REIT)	Morgan Stanley	—
1,826	Regal Rexnord Corp	Bank of America Merrill Lynch	(4,565)
6,908	Regal Rexnord Corp	Barclays Bank	(19,826)
2,795	Regal Rexnord Corp	Goldman Sachs	(6,988)
2,946	Regal Rexnord Corp	Morgan Stanley	(8,455)
9,931	Regency Centers Corp (REIT)	Barclays Bank	(12,612)
(10,375)	Regency Centers Corp (REIT)	Barclays Bank	13,176
18,491	Regency Centers Corp (REIT)	Goldman Sachs	(5,732)
21,944	Regency Centers Corp (REIT)	HSBC	47,399
(11)	Regeneron Pharmaceuticals Inc	Bank of America Merrill Lynch	(79)
(1,241)	Regeneron Pharmaceuticals Inc	Goldman Sachs	(8,960)
(1,098)	Regeneron Pharmaceuticals Inc	HSBC	17,568
(269)	Regeneron Pharmaceuticals Inc	Morgan Stanley	3,572
2,651	REGENXBIO Inc	Bank of America Merrill Lynch	3,393
3,516	REGENXBIO Inc	Barclays Bank	2,883
1,981	REGENXBIO Inc	Goldman Sachs	2,536
2,510	REGENXBIO Inc	HSBC	6,124

保有高	銘柄	取引相手	未実現純評価益 ／(損) (米ドル)
	米国 (続き)		
4,615	REGENXBIO Inc	Morgan Stanley	3,784
4,283	Regional Management Corp	Bank of America Merrill Lynch	(4,197)
7,980	Regional Management Corp	Barclays Bank	(6,544)
13,736	Regional Management Corp	Goldman Sachs	(13,461)
7,106	Regional Management Corp	HSBC	(11,867)
22,079	Regional Management Corp	Morgan Stanley	(18,105)
3,130	Regions Financial Corp	Bank of America Merrill Lynch	(2,504)
18,769	Regions Financial Corp	Barclays Bank	(6,193)
132,614	Regions Financial Corp	Goldman Sachs	(106,092)
28,482	Regions Financial Corp	Morgan Stanley	(9,399)
3,042	Reinsurance Group of America Inc	Bank of America Merrill Lynch	11,894
9,344	Reinsurance Group of America Inc	Barclays Bank	(9,344)
12,229	Reinsurance Group of America Inc	Goldman Sachs	47,197
3,829	Reinsurance Group of America Inc	HSBC	(7,643)
(59,920)	Rekor Systems Inc	Bank of America Merrill Lynch	2,996
(24,176)	Rekor Systems Inc	Barclays Bank	(1,206)
(4,322)	Rekor Systems Inc	HSBC	(197)
(226)	Rekor Systems Inc	Morgan Stanley	(11)
4,446	Relay Therapeutics Inc	Bank of America Merrill Lynch	(3,779)
8,131	Relay Therapeutics Inc	Barclays Bank	1,951
1,201	Relay Therapeutics Inc	Goldman Sachs	36
4,175	Relay Therapeutics Inc	HSBC	(4,259)
1,046	Relay Therapeutics Inc	Morgan Stanley	251
92	Reliance Steel & Aluminum Co	Bank of America Merrill Lynch	292
8,335	Reliance Steel & Aluminum Co	Barclays Bank	(55,011)
644	Reliance Steel & Aluminum Co	Goldman Sachs	2,041
1,204	Reliance Steel & Aluminum Co	HSBC	662
2,504	Reliance Steel & Aluminum Co	Morgan Stanley	(16,526)
(17,679)	Relmada Therapeutics Inc	Bank of America Merrill Lynch	21,038
(4,406)	Relmada Therapeutics Inc	Barclays Bank	4,186
(5,930)	Relmada Therapeutics Inc	HSBC	7,709
5,535	Remitly Global Inc	Bank of America Merrill Lynch	(5,978)
2,957	Remitly Global Inc	Barclays Bank	(562)
27,861	Remitly Global Inc	Goldman Sachs	(30,090)
2,147	Remitly Global Inc	HSBC	666
7,738	Remitly Global Inc	Morgan Stanley	(1,470)
(4,846)	RenaissanceRe Holdings Ltd	Barclays Bank	(10,322)
(2,410)	RenaissanceRe Holdings Ltd	Goldman Sachs	(15,231)
(1,914)	RenaissanceRe Holdings Ltd	HSBC	(12,269)
(1,356)	RenaissanceRe Holdings Ltd	Morgan Stanley	(2,888)
(1,861)	Renasant Corp	Bank of America Merrill Lynch	799
(4,941)	Renasant Corp	Barclays Bank	6,711
(3,337)	Renasant Corp	Goldman Sachs	2,720
(523)	Renasant Corp	Morgan Stanley	415
549	Reneo Pharmaceuticals Inc	Bank of America Merrill Lynch	(88)

保有高	銘柄	取引相手	未実現純評価益 ／(損) (米ドル)
米国 (続き)			
670	Reneo Pharmaceuticals Inc	Barclays Bank	147
519	Reneo Pharmaceuticals Inc	Morgan Stanley	114
(7,440)	Rent-A-Center Inc	Barclays Bank	(5,208)
(12,984)	Rent-A-Center Inc	Goldman Sachs	(8,310)
(4,709)	Rent-A-Center Inc	HSBC	(7,487)
(18,799)	Rentech Inc*	Morgan Stanley	56
10,996	Repay Holdings Corp	Bank of America Merrill Lynch	4,728
8,577	Repay Holdings Corp	Barclays Bank	4,975
23,079	Repay Holdings Corp	Goldman Sachs	9,924
12,944	Repay Holdings Corp	HSBC	46,987
(4,434)	Repligen Corp	Bank of America Merrill Lynch	163,437
(193)	Repligen Corp	Barclays Bank	(398)
(163)	Repligen Corp	HSBC	126
(3,608)	Replimune Group Inc	Barclays Bank	(1,876)
(11,243)	Replimune Group Inc	Goldman Sachs	(7,533)
(4,086)	Replimune Group Inc	HSBC	(9,480)
(1,840)	Republic Bancorp Inc ' A'	Bank of America Merrill Lynch	3,358
(10,733)	Republic Bancorp Inc ' A'	Barclays Bank	13,792
(11,740)	Republic Bancorp Inc ' A'	Goldman Sachs	21,425
(4,459)	Republic Bancorp Inc ' A'	HSBC	6,443
89,405	Republic First Bancorp Inc	Barclays Bank	(23,245)
112,906	Republic First Bancorp Inc	Goldman Sachs	(23,710)
569	Republic First Bancorp Inc	Morgan Stanley	(148)
820	Republic Services Inc	Bank of America Merrill Lynch	5,849
13,121	Republic Services Inc	Barclays Bank	23,658
252	Republic Services Inc	Goldman Sachs	2,127
(4,452)	Republic Services Inc	Goldman Sachs	(37,575)
10,368	Republic Services Inc	HSBC	31,984
(6,572)	Republic Services Inc	HSBC	(31,785)
(948)	Republic Services Inc	Morgan Stanley	(1,773)
(14,831)	Research Frontiers Inc	Barclays Bank	297
(14,789)	Research Frontiers Inc	HSBC	2,366
(66,270)	Research Frontiers Inc	Morgan Stanley	1,325
(26,489)	Resideo Technologies Inc	Barclays Bank	20,661
(14,338)	Resideo Technologies Inc	HSBC	7,599
(1,354)	ResMed Inc	Barclays Bank	7,366
(9,366)	ResMed Inc	Goldman Sachs	(5,526)
(1,337)	ResMed Inc	Morgan Stanley	7,273
2,670	Resolute Forest Products Inc	Goldman Sachs	347
(20,981)	Resources Connection Inc	Barclays Bank	12,589
(10,761)	Resources Connection Inc	HSBC	(8,071)
(1,689)	Resources Connection Inc	Morgan Stanley	1,013
(104,913)	Retail Opportunity Investments Corp (REIT)	Barclays Bank	20,983
(51,265)	Retail Opportunity Investments Corp (REIT)	Goldman Sachs	19,481
(100,243)	Retail Opportunity Investments Corp (REIT)	HSBC	(61,148)

保有高	銘柄	取引相手	未実現純評価益 ／(損) (米ドル)
米国 (続き)			
(3,135)	Retractable Technologies Inc	Morgan Stanley	439
(10,581)	REV Group Inc	Bank of America Merrill Lynch	7,936
(39,298)	REV Group Inc	Barclays Bank	27,902
(41,548)	REV Group Inc	Goldman Sachs	28,472
(4,254)	REV Group Inc	HSBC	2,170
(14,717)	REV Group Inc	Morgan Stanley	9,506
3,192	Revance Therapeutics Inc	Bank of America Merrill Lynch	(6,416)
7,516	Revance Therapeutics Inc	Barclays Bank	(6,990)
7,101	Revance Therapeutics Inc	HSBC	2,556
3,143	Revance Therapeutics Inc	Morgan Stanley	(2,923)
(2,991)	REVOLUTION Medicines Inc	Bank of America Merrill Lynch	(7,522)
(4,942)	REVOLUTION Medicines Inc	Barclays Bank	(9,363)
(1,572)	REVOLUTION Medicines Inc	Goldman Sachs	(4,344)
(6,360)	REVOLUTION Medicines Inc	Morgan Stanley	(14,692)
(2,363)	Revolve Group Inc	Bank of America Merrill Lynch	8,554
(14,985)	Revolve Group Inc	Barclays Bank	8,691
(10,981)	Revolve Group Inc	Goldman Sachs	39,751
(1,885)	Revolve Group Inc	HSBC	(7,747)
(4,407)	Revolve Group Inc	Morgan Stanley	2,556
(3,271)	REX American Resources Corp	Bank of America Merrill Lynch	7,692
(6,677)	REX American Resources Corp	Barclays Bank	18,896
(8,217)	REX American Resources Corp	Goldman Sachs	17,654
(2,329)	REX American Resources Corp	HSBC	(23)
(4,821)	REX American Resources Corp	Morgan Stanley	13,643
(32,822)	Rexford Industrial Realty Inc (REIT)	Goldman Sachs	13,785
2,192	Rexford Industrial Realty Inc (REIT)	Goldman Sachs	(2,989)
19,194	Rexford Industrial Realty Inc (REIT)	HSBC	(7,320)
532	Rexford Industrial Realty Inc (REIT)	Morgan Stanley	(713)
(40,614)	Reynolds Consumer Products Inc	Barclays Bank	2,437
(36,323)	Reynolds Consumer Products Inc	Goldman Sachs	(8,978)
(36,017)	Reynolds Consumer Products Inc	HSBC	(83,920)
(5,830)	RGC Resources Inc	Bank of America Merrill Lynch	(7,346)
(6,892)	RGC Resources Inc	Barclays Bank	1,241
(7,553)	RGC Resources Inc	Goldman Sachs	(9,517)
(7,122)	RGC Resources Inc	HSBC	(23,218)
(1,568)	RH	Bank of America Merrill Lynch	34,402
(2,863)	RH	Barclays Bank	(11,194)
(3,220)	RH	Goldman Sachs	66,896
(1,635)	RH	HSBC	(26,340)
(1,748)	RH	Morgan Stanley	(6,835)
516	Ribbon Communications Inc	Barclays Bank	(52)
12,272	Ribbon Communications Inc	Goldman Sachs	(2,086)
14,805	Ribbon Communications Inc	HSBC	(1,184)
(9,529)	Richardson Electronics Ltd	Barclays Bank	(5,336)
(11,131)	Richardson Electronics Ltd	Goldman Sachs	(13,914)

保有高	銘柄	取引相手	未実現純評価益 ／(損) (米ドル)
米国 (続き)			
9,676	Richmond Mutual BanCorp Inc	Barclays Bank	822
26,169	Richmond Mutual BanCorp Inc	Goldman Sachs	(3,533)
(21,544)	Riley Exploration Permian Inc	Goldman Sachs	10,987
(2,235)	Riley Exploration Permian Inc	HSBC	(291)
(1,357)	Riley Exploration Permian Inc	Morgan Stanley	1,126
(10,720)	Rimini Street Inc	Barclays Bank	1,286
(15,143)	Rimini Street Inc	Goldman Sachs	1,363
(18,298)	Rimini Street Inc	HSBC	3,294
(102,626)	Ring Energy Inc	Bank of America Merrill Lynch	37,765
(57,522)	Ring Energy Inc	HSBC	24,159
(116,173)	Ring Energy Inc	Morgan Stanley	22,073
1,569	RingCentral Inc ' A'	Bank of America Merrill Lynch	(10,340)
14,779	RingCentral Inc ' A'	Barclays Bank	5,320
21,250	RingCentral Inc ' A'	Goldman Sachs	(140,038)
4,009	RingCentral Inc ' A'	HSBC	19,885
(76,980)	Riot Blockchain Inc	Barclays Bank	(23,094)
(20,299)	Rite Aid Corp	Bank of America Merrill Lynch	35,320
(4,512)	Rite Aid Corp	Goldman Sachs	7,851
(29,513)	Rite Aid Corp	Morgan Stanley	4,722
(49,947)	Rithm Capital Corp (REIT)	Bank of America Merrill Lynch	7,992
(158,948)	Rithm Capital Corp (REIT)	Barclays Bank	(6,358)
(286,648)	Rithm Capital Corp (REIT)	Goldman Sachs	45,864
(98,533)	Rithm Capital Corp (REIT)	HSBC	(24,634)
(56,156)	Rithm Capital Corp (REIT)	Morgan Stanley	(2,246)
82,766	Riverview Bancorp Inc	Bank of America Merrill Lynch	26,899
22,637	Riverview Bancorp Inc	Goldman Sachs	7,357
19,901	Riverview Bancorp Inc	Morgan Stanley	2,687
(10,658)	Rivian Automotive Inc ' A'	Morgan Stanley	(5,435)
4,793	RLI Corp	Bank of America Merrill Lynch	(12,701)
11,232	RLI Corp	Barclays Bank	(80,105)
3,437	RLI Corp	Goldman Sachs	(12,766)
2,319	RLI Corp	HSBC	(7,707)
2,495	RLI Corp	Morgan Stanley	(17,864)
66,697	RLJ Lodging Trust (REIT)	Bank of America Merrill Lynch	(1,334)
9,360	RLJ Lodging Trust (REIT)	Barclays Bank	(3,089)
11,727	RLJ Lodging Trust (REIT)	Goldman Sachs	(235)
54,474	RLJ Lodging Trust (REIT)	HSBC	22,724
30,627	RLJ Lodging Trust (REIT)	Morgan Stanley	(10,107)
14,581	RMR Group Inc ' A'	Bank of America Merrill Lynch	23,913
42,184	RMR Group Inc ' A'	Barclays Bank	8,437
10,856	RMR Group Inc ' A'	Goldman Sachs	17,804
21,499	RMR Group Inc ' A'	HSBC	25,799
28,374	RMR Group Inc ' A'	Morgan Stanley	5,675
(6,216)	Roadrunner Transportation Systems Inc	Bank of America Merrill Lynch	2,549
1,324	Robert Half International Inc	Barclays Bank	(2,026)

保有高	銘柄	取引相手	未実現純評価益 ／(損) (米ドル)
米国 (続き)			
(1,251)	Robert Half International Inc	Barclays Bank	1,914
(20,093)	Robinhood Markets Inc ' A'	Barclays Bank	(703)
35,347	Robinhood Markets Inc ' A'	Goldman Sachs	(36,231)
(2,285)	ROBLOX Corp ' A'	Bank of America Merrill Lynch	15,264
(8,092)	ROBLOX Corp ' A'	Barclays Bank	4,874
(1,837)	ROBLOX Corp ' A'	Goldman Sachs	1,696
(3,809)	ROBLOX Corp ' A'	HSBC	25,955
(13,501)	ROBLOX Corp ' A'	Morgan Stanley	10,665
(71,705)	Rocket Cos Inc ' A'	Barclays Bank	(20,088)
(9,723)	Rocket Cos Inc ' A'	HSBC	(1,240)
(47,864)	Rocket Lab USA Inc	Barclays Bank	22,257
(61,735)	Rocket Lab USA Inc	HSBC	53,970
(22,870)	Rocket Lab USA Inc	Morgan Stanley	10,635
16,755	Rocket Pharmaceuticals Inc	Goldman Sachs	(42,558)
(300)	Rockwell Automation Inc	Bank of America Merrill Lynch	3,795
(3,982)	Rockwell Automation Inc	Goldman Sachs	47,829
(1,810)	Rockwell Medical Inc	Bank of America Merrill Lynch	579
(725)	Rockwell Medical Inc	Barclays Bank	58
(7,942)	Rockwell Medical Inc	Morgan Stanley	635
(4,714)	Rocky Brands Inc	Bank of America Merrill Lynch	1,367
(6,844)	Rocky Brands Inc	Barclays Bank	6,433
(5,884)	Rocky Brands Inc	Goldman Sachs	1,706
(8,198)	Rocky Brands Inc	HSBC	(32,464)
(1,036)	Rocky Brands Inc	Morgan Stanley	974
(636)	Rogers Corp	Bank of America Merrill Lynch	(629)
(3,439)	Rogers Corp	Barclays Bank	(15,544)
(1,767)	Rogers Corp	Goldman Sachs	4,718
(8,299)	Rogers Corp	HSBC	(830)
3,120	Roivant Sciences Ltd	Barclays Bank	920
18,271	Roivant Sciences Ltd	Goldman Sachs	(5,938)
24,192	Roivant Sciences Ltd	HSBC	5,201
6,564	Roivant Sciences Ltd	Morgan Stanley	1,936
1,322	Roku Inc	Bank of America Merrill Lynch	(6,147)
(2,052)	Roku Inc	Bank of America Merrill Lynch	9,542
5,969	Roku Inc	Barclays Bank	358
1,039	Roku Inc	HSBC	3,408
856	Roku Inc	Morgan Stanley	51
(1,733)	Roku Inc	Morgan Stanley	(104)
1,773	Rollins Inc	Bank of America Merrill Lynch	604
4,020	Rollins Inc	Goldman Sachs	(5,548)
(2,251)	Rollins Inc	HSBC	4,299
8,664	Rollins Inc	Morgan Stanley	3,881
(9,540)	Root Inc ' A'	Barclays Bank	(3,101)
(6,147)	Roper Technologies Inc	Goldman Sachs	59,626
(154)	Roper Technologies Inc	HSBC	(1,512)

保有高	銘柄	取引相手	未実現純評価益 ／(損) (米ドル)
米国 (続き)			
413	Roper Technologies Inc	HSBC	716
2,282	Ross Stores Inc	Bank of America Merrill Lynch	670
(6,764)	Ross Stores Inc	Goldman Sachs	(127,501)
(6,957)	Ross Stores Inc	HSBC	(170,864)
(1,834)	Ross Stores Inc	Morgan Stanley	(2,531)
475	Ross Stores Inc	Morgan Stanley	(167)
(1,652)	Rover Group Inc	Goldman Sachs	479
(25,831)	Rover Group Inc	HSBC	517
9,894	Royal Caribbean Cruises Ltd	Barclays Bank	(99)
1,516	Royal Caribbean Cruises Ltd	Goldman Sachs	(2,865)
1,748	Royal Caribbean Cruises Ltd	Morgan Stanley	(17)
6,565	Royal Gold Inc	Barclays Bank	4,136
(4,838)	Royal Gold Inc	Goldman Sachs	(21,577)
(3,041)	Royal Gold Inc	HSBC	(26,396)
(4,822)	Royalty Pharma Plc ' A'	Bank of America Merrill Lynch	(702)
(29,929)	Royalty Pharma Plc ' A'	Barclays Bank	8,380
(20,569)	Royalty Pharma Plc ' A'	Goldman Sachs	(20,774)
(17,127)	Royalty Pharma Plc ' A'	HSBC	(6,851)
(23,509)	Royalty Pharma Plc ' A'	Morgan Stanley	6,582
(43,534)	RPC Inc	Barclays Bank	19,155
3,464	RPM International Inc	Barclays Bank	(5,023)
(22,049)	RPM International Inc	Goldman Sachs	(48,287)
8,124	RPM International Inc	HSBC	36,630
2,359	RPM International Inc	Morgan Stanley	(3,421)
72,242	RPT Realty (REIT)	Barclays Bank	(9,391)
106,357	RPT Realty (REIT)	Goldman Sachs	(6,381)
59,444	RPT Realty (REIT)	HSBC	49,339
11,754	RPT Realty (REIT)	Morgan Stanley	(1,528)
49,588	Rush Enterprises Inc ' A'	Barclays Bank	(75,870)
46,714	Rush Enterprises Inc ' A'	Goldman Sachs	934
3,115	Rush Enterprises Inc ' B'	Bank of America Merrill Lynch	(3,302)
12,287	Rush Enterprises Inc ' B'	Barclays Bank	(21,011)
8,302	Rush Enterprises Inc ' B'	Goldman Sachs	(8,800)
4,585	Rush Enterprises Inc ' B'	HSBC	4,952
8,956	Rush Enterprises Inc ' B'	Morgan Stanley	(15,315)
22,932	Rush Street Interactive Inc	Bank of America Merrill Lynch	(17,084)
26,002	Rush Street Interactive Inc	Barclays Bank	(5,070)
17,990	Rush Street Interactive Inc	Goldman Sachs	(13,403)
12,013	Rush Street Interactive Inc	HSBC	(7,628)
16,410	Rush Street Interactive Inc	Morgan Stanley	(3,200)
(26,628)	Ruth's Hospitality Group Inc	HSBC	12,249
6,999	RXO Inc	Bank of America Merrill Lynch	12,528
(9,716)	RXO Inc	Barclays Bank	(3,984)
2,249	RXO Inc	Barclays Bank	922
(1,459)	RXO Inc	Goldman Sachs	(2,612)

保有高	銘柄	取引相手	未実現純評価益 ／(損) (米ドル)
米国 (続き)			
1,361	RXO Inc	Goldman Sachs	2,436
(5,217)	RXO Inc	HSBC	(3,339)
1,869	RXO Inc	HSBC	1,196
(4,832)	RXO Inc	Morgan Stanley	(1,981)
(4,992)	RxSight Inc	Barclays Bank	1,747
(1,554)	RxSight Inc	HSBC	2,113
(2,611)	Ryan Specialty Holdings Inc	Bank of America Merrill Lynch	(625)
(4,114)	Ryan Specialty Holdings Inc	Goldman Sachs	(20,035)
(4,113)	Ryan Specialty Holdings Inc	HSBC	10,606
(15,114)	Ryan Specialty Holdings Inc	Morgan Stanley	(23,729)
5,711	Ryder System Inc	Barclays Bank	(8,909)
6,731	Ryerson Holding Corp	Goldman Sachs	11,308
2,751	Ryman Hospitality Properties Inc (REIT)	Bank of America Merrill Lynch	358
1,850	Ryman Hospitality Properties Inc (REIT)	Barclays Bank	(4,052)
(1,182)	Ryman Hospitality Properties Inc (REIT)	Barclays Bank	2,589
5,255	Ryman Hospitality Properties Inc (REIT)	Goldman Sachs	683
(902)	Ryman Hospitality Properties Inc (REIT)	Goldman Sachs	575
6,167	Ryman Hospitality Properties Inc (REIT)	HSBC	21,029
(1,349)	Ryman Hospitality Properties Inc (REIT)	HSBC	(4,600)
952	Ryman Hospitality Properties Inc (REIT)	Morgan Stanley	(2,085)
(1,708)	S&P Global Inc	Barclays Bank	16,141
(393)	S&P Global Inc	HSBC	(8,984)
(1,446)	S&T Bancorp Inc	Goldman Sachs	1,707
(472)	S&T Bancorp Inc	HSBC	534
(867)	S&T Bancorp Inc	Morgan Stanley	1,040
(13,970)	Sabra Health Care Inc (REIT)	Bank of America Merrill Lynch	(2,934)
(99,194)	Sabra Health Care Inc (REIT)	Barclays Bank	(10,911)
(64,844)	Sabra Health Care Inc (REIT)	Goldman Sachs	(13,617)
(26,786)	Sabra Health Care Inc (REIT)	HSBC	(20,357)
(23,334)	Sabra Health Care Inc (REIT)	Morgan Stanley	(2,567)
3,670	Sabre Corp	Barclays Bank	3,523
59,275	Sabre Corp	Goldman Sachs	8,299
16,415	Sabre Corp	HSBC	16,087
3,952	Sabre Corp	Morgan Stanley	3,794
(15,598)	Safe Bulkers Inc	Barclays Bank	1,248
(18,078)	Safe Bulkers Inc	Goldman Sachs	5,604
(52,013)	Safe Bulkers Inc	HSBC	(2,601)
(142,521)	Safeguard Scientifics Inc	Bank of America Merrill Lynch	53,445
(7,227)	Safeguard Scientifics Inc	Barclays Bank	(614)
(3,971)	Safeguard Scientifics Inc	Goldman Sachs	1,489
(411)	Safehold Inc (REIT)	Bank of America Merrill Lynch	(11,479)
(4,356)	Safehold Inc (REIT)	Barclays Bank	(121,663)
(5,225)	Safehold Inc (REIT)	HSBC	(145,934)
(1,157)	Safehold Inc (REIT)	Morgan Stanley	(32,315)
(8,900)	Safety Insurance Group Inc	Barclays Bank	12,104

保有高	銘柄	取引相手	未実現純評価益 ／(損) (米ドル)
米国 (続き)			
(17,516)	Safety Insurance Group Inc	Goldman Sachs	(86,704)
(10,206)	Safety Insurance Group Inc	HSBC	(37,558)
(2,839)	Safety Insurance Group Inc	Morgan Stanley	3,861
6,123	Saga Communications Inc 'A'	Goldman Sachs	6,001
235	Saga Communications Inc 'A'	HSBC	383
1,659	Saga Communications Inc 'A'	Morgan Stanley	66
(1,377)	Sage Therapeutics Inc	Barclays Bank	(3,167)
(1,007)	Sage Therapeutics Inc	Goldman Sachs	(4,250)
(3,141)	Sage Therapeutics Inc	HSBC	(17,464)
(159)	Saia Inc	Bank of America Merrill Lynch	4,353
(2,421)	Saia Inc	Barclays Bank	(8,183)
(718)	Saia Inc	Goldman Sachs	19,659
(1,316)	Saia Inc	HSBC	(14,752)
(1,159)	Saia Inc	Morgan Stanley	(3,917)
7,920	Salesforce Inc	Barclays Bank	17,821
3,652	Salesforce Inc	Goldman Sachs	(36,024)
5,358	Salesforce Inc	HSBC	24,910
9,467	Salesforce Inc	Morgan Stanley	18,313
10,508	Salisbury Bancorp Inc	Barclays Bank	(9,142)
10,334	Salisbury Bancorp Inc	Goldman Sachs	(930)
(9,636)	Sally Beauty Holdings Inc	Barclays Bank	4,143
(15,567)	Sally Beauty Holdings Inc	Goldman Sachs	16,034
(15,424)	Sally Beauty Holdings Inc	HSBC	21,131
6,034	Sana Biotechnology Inc	Bank of America Merrill Lynch	499
24,729	Sana Biotechnology Inc	Barclays Bank	989
5,561	Sana Biotechnology Inc	Goldman Sachs	112
2,917	Sana Biotechnology Inc	HSBC	438
(786)	Sanara Medtech Inc	Bank of America Merrill Lynch	(267)
(859)	Sanara Medtech Inc	Barclays Bank	(198)
13,324	SandRidge Energy Inc	Barclays Bank	(1,332)
46,737	Sandy Spring Bancorp Inc	Barclays Bank	(40,661)
13,189	Sandy Spring Bancorp Inc	Goldman Sachs	(22,289)
13,638	Sandy Spring Bancorp Inc	HSBC	(10,229)
23,345	Sangamo Therapeutics Inc	Bank of America Merrill Lynch	(8,638)
108,801	Sangamo Therapeutics Inc	Barclays Bank	(6,528)
66,785	Sangamo Therapeutics Inc	Goldman Sachs	(24,710)
44,952	Sangamo Therapeutics Inc	HSBC	4,046
41,204	Sangamo Therapeutics Inc	Morgan Stanley	(2,472)
6,180	Sanmina Corp	Barclays Bank	(14,647)
6,133	Sanmina Corp	Goldman Sachs	(10,365)
25,265	Sanmina Corp	HSBC	(30,823)
(11,995)	Sapiens International Corp NV	Barclays Bank	(4,078)
(1,067)	Sapiens International Corp NV	Goldman Sachs	224
(288)	Sapiens International Corp NV	HSBC	(449)
(1,531)	Sapiens International Corp NV	Morgan Stanley	(521)

保有高	銘柄	取引相手	未実現純評価益 ／(損) (米ドル)
米国 (続き)			
(50,320)	Sarcos Technology and Robotics Corp	HSBC	31,198
(6,039)	Sarcos Technology and Robotics Corp	Morgan Stanley	(121)
1,771	Sarepta Therapeutics Inc	Goldman Sachs	12,255
496	Sarepta Therapeutics Inc	Morgan Stanley	2,292
18,432	Satsuma Pharmaceuticals Inc	Bank of America Merrill Lynch	3,963
15,820	Satsuma Pharmaceuticals Inc	Barclays Bank	1,834
2,477	Satsuma Pharmaceuticals Inc	Goldman Sachs	533
5,333	Satsuma Pharmaceuticals Inc	HSBC	(19,081)
3,435	Satsuma Pharmaceuticals Inc	Morgan Stanley	398
(22,060)	Saul Centers Inc (REIT)	Barclays Bank	33,531
(9,768)	Saul Centers Inc (REIT)	Goldman Sachs	6,838
(420)	Saul Centers Inc (REIT)	HSBC	(466)
(58,571)	Savara Inc	Barclays Bank	(10,543)
(2,410)	SB Financial Group Inc	Barclays Bank	362
3,581	SBA Communications Corp (REIT)	Bank of America Merrill Lynch	(5,944)
(262)	SBA Communications Corp (REIT)	Barclays Bank	141
938	SBA Communications Corp (REIT)	HSBC	13,845
5,928	SBA Communications Corp (REIT)	Morgan Stanley	(3,201)
7,742	ScanSource Inc	Bank of America Merrill Lynch	(18,426)
18,492	ScanSource Inc	Barclays Bank	(29,032)
4,809	ScanSource Inc	Goldman Sachs	(11,445)
2,209	ScanSource Inc	HSBC	(2,231)
974	ScanSource Inc	Morgan Stanley	(1,529)
2,886	Schlumberger Ltd	Bank of America Merrill Lynch	(4,696)
25,133	Schlumberger Ltd	Barclays Bank	(68,865)
613	Schlumberger Ltd	Goldman Sachs	542
3,319	Schlumberger Ltd	Morgan Stanley	(9,094)
38,560	Schneider National Inc ' B'	Barclays Bank	(13,111)
13,424	Schneider National Inc ' B'	Goldman Sachs	1,879
29,456	Schneider National Inc ' B'	HSBC	83,655
55,893	Schneider National Inc ' B'	Morgan Stanley	(19,004)
1,550	Schnitzer Steel Industries Inc ' A'	HSBC	9,703
876	Schnitzer Steel Industries Inc ' A'	Morgan Stanley	237
9,237	Scholar Rock Holding Corp	Barclays Bank	(1,940)
8,731	Scholar Rock Holding Corp	Goldman Sachs	(14,668)
10,772	Scholastic Corp	Goldman Sachs	7,864
1,644	Schrodinger Inc	Bank of America Merrill Lynch	(7,612)
1,455	Schrodinger Inc	Goldman Sachs	(6,737)
3,643	Schrodinger Inc	HSBC	(9,322)
2,038	Schrodinger Inc	Morgan Stanley	(815)
(2,082)	Science Applications International Corp	Bank of America Merrill Lynch	(2,852)
(3,054)	Science Applications International Corp	Barclays Bank	1,159
(9,826)	Science Applications International Corp	Goldman Sachs	(14,698)
(17,941)	Science Applications International Corp	HSBC	46,816
(6,976)	Science Applications International Corp	Morgan Stanley	2,372

保有高	銘柄	取引相手	未実現純評価益 ／(損) (米ドル)
	米国 (続き)		
12,436	Scorpio Tankers Inc	Barclays Bank	(11,192)
3,580	Scorpio Tankers Inc	HSBC	6,069
4,539	Scotts Miracle-Gro Co	Bank of America Merrill Lynch	(44,800)
4,318	Scotts Miracle-Gro Co	Goldman Sachs	(42,619)
1,366	Scotts Miracle-Gro Co	HSBC	(14,681)
1,295	Scotts Miracle-Gro Co	Morgan Stanley	(4,299)
(6,478)	scPharmaceuticals Inc	Bank of America Merrill Lynch	(7,579)
(15,143)	scPharmaceuticals Inc	Barclays Bank	(11,812)
(8,575)	Sculptor Capital Management Inc	Bank of America Merrill Lynch	(5,917)
(31,121)	Sculptor Capital Management Inc	Barclays Bank	34,233
(28,643)	Sculptor Capital Management Inc	HSBC	11,744
(128)	Seaboard Corp	Barclays Bank	(3,194)
25	Seaboard Corp	Barclays Bank	624
(62)	Seaboard Corp	Goldman Sachs	(7,271)
37	Seaboard Corp	Goldman Sachs	4,339
(258)	Seaboard Corp	Morgan Stanley	(6,437)
10	Seaboard Corp	Morgan Stanley	250
(107,981)	SeaChange International Inc	Bank of America Merrill Lynch	(3,790)
(8,461)	Seagate Technology Holdings Plc	Barclays Bank	36,552
(8,113)	Seagate Technology Holdings Plc	Goldman Sachs	48,191
(13,962)	Seagate Technology Holdings Plc	HSBC	44,818
(9,139)	Seagate Technology Holdings Plc	Morgan Stanley	39,480
1,816	Seagen Inc	Bank of America Merrill Lynch	(24,307)
356	Seagen Inc	Barclays Bank	(1,486)
4,996	Seagen Inc	HSBC	(55,880)
1,884	Seagen Inc	Morgan Stanley	(7,866)
(6,103)	Sealed Air Corp	Barclays Bank	2,740
12,163	Sealed Air Corp	Goldman Sachs	19,704
(1,251)	Sealed Air Corp	Goldman Sachs	(66)
(3,052)	Sealed Air Corp	HSBC	(1,582)
(4,859)	Sealed Air Corp	Morgan Stanley	2,235
26,355	SeaSpine Holdings Corp	Bank of America Merrill Lynch	3,690
17,834	SeaSpine Holdings Corp	Barclays Bank	7,847
27,419	SeaSpine Holdings Corp	Goldman Sachs	3,839
19,436	SeaSpine Holdings Corp	HSBC	13,411
35,092	SeaSpine Holdings Corp	Morgan Stanley	15,440
(12,175)	SeaWorld Entertainment Inc	Bank of America Merrill Lynch	10,296
(15,831)	SeaWorld Entertainment Inc	Barclays Bank	(10,291)
(10,924)	SeaWorld Entertainment Inc	Goldman Sachs	2,752
(2,588)	SeaWorld Entertainment Inc	HSBC	2,648
(1,405)	SecureWorks Corp ' A'	Bank of America Merrill Lynch	913
(14,162)	SecureWorks Corp ' A'	Morgan Stanley	4,390
7,358	Security National Financial Corp ' A'	Bank of America Merrill Lynch	(4,304)
27,425	Security National Financial Corp ' A'	Barclays Bank	(2,331)
26,946	Security National Financial Corp ' A'	Goldman Sachs	(15,763)

保有高	銘柄	取引相手	未実現純評価益 ／(損) (米ドル)
米国 (続き)			
5,378	Security National Financial Corp ' A'	HSBC	(3,146)
9,342	Security National Financial Corp ' A'	Morgan Stanley	(794)
(2,073)	Seelos Therapeutics Inc	Bank of America Merrill Lynch	202
(11,310)	Seelos Therapeutics Inc	Barclays Bank	(385)
7,317	Seer Inc	Bank of America Merrill Lynch	954
(5,843)	SEI Investments Co	Bank of America Merrill Lynch	(1,169)
(38,859)	SEI Investments Co	Barclays Bank	29,922
(59,578)	SEI Investments Co	Goldman Sachs	(11,916)
(30,918)	SEI Investments Co	HSBC	(150,880)
(25,683)	Select Energy Services Inc ' A'	Morgan Stanley	5,137
(1,215)	Select Medical Holdings Corp	Bank of America Merrill Lynch	1,312
8,929	Select Medical Holdings Corp	Barclays Bank	(1,697)
(39,884)	Select Medical Holdings Corp	Barclays Bank	7,578
(15,367)	Select Medical Holdings Corp	Goldman Sachs	16,596
(10,342)	Select Medical Holdings Corp	HSBC	(15,513)
38,000	Selecta Biosciences Inc	Barclays Bank	—
14,441	Selecta Biosciences Inc	Goldman Sachs	(3,321)
(8,961)	Selective Insurance Group Inc	Bank of America Merrill Lynch	(26,105)
(18,500)	Selective Insurance Group Inc	Barclays Bank	(14,245)
(23,715)	Selective Insurance Group Inc	Goldman Sachs	(73,517)
(14,796)	Selective Insurance Group Inc	HSBC	(26,485)
(20,998)	Selective Insurance Group Inc	Morgan Stanley	(16,168)
(1,441)	Semler Scientific Inc	Bank of America Merrill Lynch	5,735
(217)	Semler Scientific Inc	Barclays Bank	197
(491)	Semler Scientific Inc	Goldman Sachs	1,954
(2,419)	Sempra Energy	Bank of America Merrill Lynch	(16,468)
(7,858)	Sempra Energy	Barclays Bank	(19,409)
(20,413)	Sempra Energy	Goldman Sachs	(150,444)
(1,667)	Sempra Energy	Morgan Stanley	(4,117)
7,031	SEMrush Holdings Inc ' A'	Bank of America Merrill Lynch	(6,539)
6,693	SEMrush Holdings Inc ' A'	Barclays Bank	(1,539)
2,364	SEMrush Holdings Inc ' A'	Goldman Sachs	(2,199)
1,985	SEMrush Holdings Inc ' A'	HSBC	(4,288)
2,967	SEMrush Holdings Inc ' A'	Morgan Stanley	(682)
13,215	Semtech Corp	Bank of America Merrill Lynch	(18,765)
62,273	Semtech Corp	Barclays Bank	(26,777)
50,680	Semtech Corp	Goldman Sachs	(71,966)
57,673	Semtech Corp	HSBC	71,514
5,525	Semtech Corp	Morgan Stanley	(2,376)
(1,903)	Seneca Foods Corp ' A'	Bank of America Merrill Lynch	4,719
(572)	Seneca Foods Corp ' A'	Barclays Bank	2,980
(1,920)	Seneca Foods Corp ' A'	Goldman Sachs	4,762
(2,167)	Seneca Foods Corp ' A'	HSBC	4,962
(710)	Sensata Technologies Holding Plc	Bank of America Merrill Lynch	959
(5,532)	Sensata Technologies Holding Plc	Barclays Bank	7,523

保有高	銘柄	取引相手	未実現純評価益 ／(損) (米ドル)
米国 (続き)			
(30,338)	Sensata Technologies Holding Plc	Goldman Sachs	40,956
(8,389)	Sensata Technologies Holding Plc	HSBC	(19,378)
(2,263)	Sensata Technologies Holding Plc	Morgan Stanley	3,078
(126,106)	Senseonics Holdings Inc	HSBC	13,872
11,039	Sensient Technologies Corp	Barclays Bank	(3,532)
20,289	Sensient Technologies Corp	Goldman Sachs	22,115
9,137	Sensient Technologies Corp	HSBC	37,279
3,062	Sensient Technologies Corp	Morgan Stanley	(980)
(4,836)	Sensus Healthcare Inc	Bank of America Merrill Lynch	7,206
(242)	SentinelOne Inc ' A'	Bank of America Merrill Lynch	1,358
(3,033)	SentinelOne Inc ' A'	Barclays Bank	8,007
(10,446)	SentinelOne Inc ' A'	Goldman Sachs	58,602
(3,791)	SentinelOne Inc ' A'	HSBC	12,510
(4,058)	Seres Therapeutics Inc	Bank of America Merrill Lynch	852
(3,557)	Seres Therapeutics Inc	Barclays Bank	(1,032)
(46,146)	Seritage Growth Properties ' A' (REIT)	Barclays Bank	(20,304)
(1,391)	Service Corp International	Bank of America Merrill Lynch	1,405
(2,803)	Service Corp International	Barclays Bank	2,551
7,568	Service Corp International	Goldman Sachs	(7,644)
(1,396)	Service Corp International	Goldman Sachs	1,121
(1,635)	Service Corp International	HSBC	2,959
(571)	Service Corp International	Morgan Stanley	520
(79,068)	Service Properties Trust (REIT)	Barclays Bank	12,651
(35,629)	Service Properties Trust (REIT)	Goldman Sachs	8,551
3,839	ServiceNow Inc	Barclays Bank	6,334
292	ServiceNow Inc	Goldman Sachs	(5,125)
(2,729)	ServisFirst Bancshares Inc	Bank of America Merrill Lynch	11,298
(5,173)	ServisFirst Bancshares Inc	Barclays Bank	10,553
(1,934)	ServisFirst Bancshares Inc	Goldman Sachs	8,007
(2,232)	ServisFirst Bancshares Inc	HSBC	1,138
(2,446)	ServisFirst Bancshares Inc	Morgan Stanley	4,990
(11,721)	SES AI Corp	Morgan Stanley	(820)
(149,481)	Sesen Bio Inc	Barclays Bank	(3,737)
26,872	SFL Corp Ltd	Barclays Bank	(7,390)
23,987	SFL Corp Ltd	Goldman Sachs	(19,070)
16,975	Shake Shack Inc ' A'	Barclays Bank	51,774
4,157	Shake Shack Inc ' A'	Goldman Sachs	(5,113)
4,656	Shake Shack Inc ' A'	HSBC	21,658
18,575	Sharecare Inc	Bank of America Merrill Lynch	2,601
15,265	Sharecare Inc	Goldman Sachs	2,137
63,061	Sharecare Inc	HSBC	14,504
16,471	Shattuck Labs Inc	Barclays Bank	3,459
7,554	Shattuck Labs Inc	Goldman Sachs	(302)
12,501	Shattuck Labs Inc	HSBC	—
2,169	Shattuck Labs Inc	Morgan Stanley	455

保有高	銘柄	取引相手	未実現純評価益 ／(損) (米ドル)
米国 (続き)			
(16,684)	Shenandoah Telecommunications Co	Barclays Bank	9,510
(13,684)	Shenandoah Telecommunications Co	Goldman Sachs	1,452
(8,075)	Shenandoah Telecommunications Co	HSBC	(7,104)
(1,004)	Shenandoah Telecommunications Co	Morgan Stanley	572
7,473	Sherwin-Williams Co	Barclays Bank	(22,045)
1,286	Sherwin-Williams Co	Goldman Sachs	(116)
2,116	Sherwin-Williams Co	Morgan Stanley	(6,242)
(5,668)	Shift4 Payments Inc ' A'	Barclays Bank	2,834
(945)	Shift4 Payments Inc ' A'	HSBC	(4,130)
6,297	ShiftPixy Inc	Barclays Bank	(5,604)
1,149	ShiftPixy Inc	HSBC	(282)
(13,371)	Shoals Technologies Group Inc ' A'	Barclays Bank	25,137
253	Shockwave Medical Inc	Bank of America Merrill Lynch	(573)
(294)	Shockwave Medical Inc	Barclays Bank	260
1,840	Shockwave Medical Inc	Barclays Bank	(1,628)
(930)	Shockwave Medical Inc	Goldman Sachs	2,106
262	Shockwave Medical Inc	HSBC	1,400
1,202	Shoe Carnival Inc	Barclays Bank	(781)
17,755	Shoe Carnival Inc	Goldman Sachs	22,371
4,225	Shoe Carnival Inc	HSBC	6,718
4,584	Shoe Carnival Inc	Morgan Stanley	(2,980)
5,242	Shore Bancshares Inc	Barclays Bank	(1,940)
11,571	Shore Bancshares Inc	Goldman Sachs	(3,934)
(2,719)	ShotSpotter Inc	Barclays Bank	1,414
(1,879)	ShotSpotter Inc	Goldman Sachs	3,626
(9,482)	ShotSpotter Inc	HSBC	21,809
(1,948)	ShotSpotter Inc	Morgan Stanley	1,013
8,349	Shutterstock Inc	Barclays Bank	(9,184)
5,513	Shutterstock Inc	HSBC	18,413
2,234	Shutterstock Inc	Morgan Stanley	(2,457)
1,585	Shyft Group Inc	Bank of America Merrill Lynch	(5,389)
13,505	Shyft Group Inc	Barclays Bank	(23,499)
5,370	Shyft Group Inc	Goldman Sachs	(18,258)
12,621	Shyft Group Inc	HSBC	(13,252)
11,926	Shyft Group Inc	Morgan Stanley	(20,751)
4,788	SI-BONE Inc	Goldman Sachs	(12,401)
(73,799)	Siebert Financial Corp	Barclays Bank	6,642
(760)	Siebert Financial Corp	Goldman Sachs	99
(1,050)	Siebert Financial Corp	HSBC	284
(659)	Siebert Financial Corp	Morgan Stanley	59
777	Sienna Biopharmaceuticals Inc π	Goldman Sachs	—
7,860	Sierra Bancorp	Bank of America Merrill Lynch	(1,886)
20,395	Sierra Bancorp	Goldman Sachs	(4,895)
67,340	Sierra Bancorp	Morgan Stanley	(14,815)
(10,010)	SIGA Technologies Inc	Bank of America Merrill Lynch	3,303

保有高	銘柄	取引相手	未実現純評価益 ／(損) (米ドル)
米国 (続き)			
(6,222)	SIGA Technologies Inc	Morgan Stanley	1,493
(5,366)	Sight Sciences Inc	Goldman Sachs	1,020
(1,540)	Sight Sciences Inc	HSBC	(3,788)
8,872	Sigilon Therapeutics Inc	Bank of America Merrill Lynch	(132)
2,343	Sigilon Therapeutics Inc	Barclays Bank	34
14,076	Sigilon Therapeutics Inc	Goldman Sachs	(210)
4,239	Sigilon Therapeutics Inc	HSBC	(324)
11,066	Sigilon Therapeutics Inc	Morgan Stanley	158
(10,536)	Signature Bank	Barclays Bank	32,562
(3,082)	Signature Bank	Goldman Sachs	46,045
(1,536)	Signature Bank	HSBC	14,039
5,489	Signet Jewelers Ltd	Barclays Bank	(4,336)
8,220	Signet Jewelers Ltd	Goldman Sachs	10,439
7,751	Signet Jewelers Ltd	HSBC	6,507
(15,115)	Signify Health Inc ' A'	Barclays Bank	(1,889)
(57,025)	Silgan Holdings Inc	Barclays Bank	27,372
(30,540)	Silgan Holdings Inc	Goldman Sachs	(72,685)
(29,627)	Silgan Holdings Inc	HSBC	(68,438)
24,411	Silicon Laboratories Inc	Barclays Bank	(122,787)
1,341	Silicon Laboratories Inc	Goldman Sachs	(12,552)
636	Silicon Laboratories Inc	HSBC	(2,386)
(1,282)	Silk Road Medical Inc	Barclays Bank	(1,923)
(8,093)	Silk Road Medical Inc	Goldman Sachs	(13,839)
(12,894)	SilverBow Resources Inc	Bank of America Merrill Lynch	11,605
(9,624)	SilverBow Resources Inc	Barclays Bank	12,896
(1,809)	SilverBow Resources Inc	Goldman Sachs	1,628
(2,423)	SilverBow Resources Inc	HSBC	2,932
9,429	SilverCrest Asset Management Group Inc ' A'	Bank of America Merrill Lynch	5,092
11,782	SilverCrest Asset Management Group Inc ' A'	Barclays Bank	(8,601)
11,133	SilverCrest Asset Management Group Inc ' A'	Goldman Sachs	6,012
9,561	SilverCrest Asset Management Group Inc ' A'	HSBC	8,796
21,829	SilverCrest Asset Management Group Inc ' A'	Morgan Stanley	(15,935)
(416)	Silvergate Capital Corp ' A'	Bank of America Merrill Lynch	1,722
(8,069)	Silvergate Capital Corp ' A'	Barclays Bank	242
(5,904)	Silvergate Capital Corp ' A'	Goldman Sachs	24,443
(738)	Silvergate Capital Corp ' A'	HSBC	103
(3,070)	Silvergate Capital Corp ' A'	Morgan Stanley	92
4,955	Simmons First National Corp ' A'	Barclays Bank	(5,302)
8,584	Simmons First National Corp ' A'	Goldman Sachs	(14,421)
6,831	Simmons First National Corp ' A'	HSBC	(7,446)
1,604	Simon Property Group Inc (REIT)	Bank of America Merrill Lynch	(4,176)
7,366	Simon Property Group Inc (REIT)	Barclays Bank	(20,551)

保有高	銘柄	取引相手	未実現純評価益 ／(損) (米ドル)
米国 (続き)			
381	Simon Property Group Inc (REIT)	Goldman Sachs	(254)
20,237	Simon Property Group Inc (REIT)	HSBC	22,486
14,594	Simon Property Group Inc (REIT)	Morgan Stanley	(40,717)
12,901	Simply Good Foods Co	Goldman Sachs	(1,419)
23,550	Simply Good Foods Co	HSBC	(9,656)
(4,651)	Simpson Manufacturing Co Inc	Bank of America Merrill Lynch	15,098
(8,896)	Simpson Manufacturing Co Inc	Barclays Bank	30,336
(9,835)	Simpson Manufacturing Co Inc	Goldman Sachs	28,906
(7,291)	Simpson Manufacturing Co Inc	HSBC	(16,094)
(2,773)	Simpson Manufacturing Co Inc	Morgan Stanley	9,456
(542)	Simulations Plus Inc	Bank of America Merrill Lynch	1,583
(11,159)	Simulations Plus Inc	Barclays Bank	1,562
(233)	Simulations Plus Inc	HSBC	(58)
11,270	Sinclair Broadcast Group Inc ' A'	Bank of America Merrill Lynch	(26,823)
29,309	Sinclair Broadcast Group Inc ' A'	Barclays Bank	(24,620)
10,557	Sinclair Broadcast Group Inc ' A'	Goldman Sachs	(25,126)
1,980	Sinclair Broadcast Group Inc ' A'	HSBC	(257)
1,041	Sinclair Broadcast Group Inc ' A'	Morgan Stanley	(874)
10,668	Singular Genomics Systems Inc	Bank of America Merrill Lynch	(5,014)
12,284	Singular Genomics Systems Inc	Barclays Bank	(2,211)
20,273	Singular Genomics Systems Inc	Goldman Sachs	(9,528)
2,717	Singular Genomics Systems Inc	HSBC	(516)
6,848	Singular Genomics Systems Inc	Morgan Stanley	(1,233)
(4,205)	Sirius XM Holdings Inc	HSBC	(32)
(153,629)	SiriusPoint Ltd	Barclays Bank	(15,363)
2,881	SITE Centers Corp (REIT)	Bank of America Merrill Lynch	(14)
44,797	SITE Centers Corp (REIT)	Barclays Bank	(8,735)
49,355	SITE Centers Corp (REIT)	Goldman Sachs	(247)
29,787	SITE Centers Corp (REIT)	HSBC	24,872
10,885	SiteOne Landscape Supply Inc	Barclays Bank	(42,560)
9,613	SiteOne Landscape Supply Inc	Goldman Sachs	(101,897)
3,928	SiteOne Landscape Supply Inc	HSBC	19,365
(3,841)	SiTime Corp	Goldman Sachs	56,194
(7,022)	SiTime Corp	HSBC	(22,608)
(26,360)	Sitio Royalties Corp	Bank of America Merrill Lynch	37,168
(12,873)	Sitio Royalties Corp	Barclays Bank	8,367
(14,402)	SITO Mobile Ltd	Bank of America Merrill Lynch	(4)
(66,470)	SITO Mobile Ltd	Goldman Sachs	(20)
(14,376)	Six Flags Entertainment Corp	Bank of America Merrill Lynch	12,076
(12,404)	Six Flags Entertainment Corp	Barclays Bank	(14,513)
(10,511)	Six Flags Entertainment Corp	Goldman Sachs	8,829
(13,112)	Six Flags Entertainment Corp	HSBC	(42,614)
(19,336)	Six Flags Entertainment Corp	Morgan Stanley	(22,624)
(16,728)	SJW Group	Barclays Bank	1,338
(11,288)	SJW Group	Goldman Sachs	(15,465)

保有高	銘柄	取引相手	未実現純評価益 ／(損) (米ドル)
米国 (続き)			
(12,744)	SJW Group	HSBC	(41,418)
(6,794)	Skechers USA Inc ' A'	Barclays Bank	(6,454)
(22,781)	Skechers USA Inc ' A'	Goldman Sachs	(19,364)
(11,614)	Skechers USA Inc ' A'	HSBC	(61,090)
(1,754)	Skechers USA Inc ' A'	Morgan Stanley	(1,666)
(158,559)	Skillsoft Corp	Goldman Sachs	(4,757)
41,892	Skillz Inc	Bank of America Merrill Lynch	(10,536)
133,800	Skillz Inc	Barclays Bank	(442)
(80,046)	Skillz Inc	Barclays Bank	264
16,940	Skillz Inc	Goldman Sachs	(4,260)
43,133	Skillz Inc	HSBC	(6,535)
17,608	Skillz Inc	Morgan Stanley	(58)
4,903	Sky Harbour Group Corp	Bank of America Merrill Lynch	(784)
2,111	Sky Harbour Group Corp	Barclays Bank	380
2,541	Sky Harbour Group Corp	Goldman Sachs	(407)
2,113	Sky Harbour Group Corp	Morgan Stanley	380
(6,742)	Skyline Champion Corp	Goldman Sachs	13,686
1,895	SkyWater Technology Inc	Bank of America Merrill Lynch	716
5,421	SkyWest Inc	Barclays Bank	3,686
3,476	SkyWest Inc	Goldman Sachs	730
5,696	SkyWest Inc	HSBC	3,828
5,190	SkyWest Inc	Morgan Stanley	3,529
(2,488)	Skyworks Solutions Inc	Bank of America Merrill Lynch	17,491
(13,312)	Skyworks Solutions Inc	Barclays Bank	62,167
(9,239)	Skyworks Solutions Inc	Goldman Sachs	64,950
(112)	Skyworks Solutions Inc	HSBC	(95)
603	SL Green Realty Corp (REIT)	Bank of America Merrill Lynch	6
11,263	SL Green Realty Corp (REIT)	Barclays Bank	(901)
(19,174)	SL Green Realty Corp (REIT)	Goldman Sachs	(192)
8,184	SL Green Realty Corp (REIT)	Goldman Sachs	846
5,204	SL Green Realty Corp (REIT)	HSBC	15,352
5,750	SL Green Realty Corp (REIT)	Morgan Stanley	(460)
(4,858)	Sleep Number Corp	Barclays Bank	16,857
(5,662)	Sleep Number Corp	Goldman Sachs	40,653
(19)	Sleep Number Corp	Morgan Stanley	66
(11,871)	SLM Corp	Bank of America Merrill Lynch	3,443
(6,830)	SLM Corp	Barclays Bank	(342)
14,610	SLM Corp	Goldman Sachs	(4,237)
(37,063)	SLM Corp	Goldman Sachs	10,748
(18,934)	SLM Corp	HSBC	(3,976)
(9,942)	SLM Corp	Morgan Stanley	(497)
(5,200)	SM Energy Co	Bank of America Merrill Lynch	10,632
(2,864)	SM Energy Co	Barclays Bank	5,814
20,758	SM Energy Co	Barclays Bank	(42,139)
(3,715)	SM Energy Co	Goldman Sachs	7,560

保有高	銘柄	取引相手	未実現純評価益 ／(損) (米ドル)
	米国 (続き)		
(6,219)	SM Energy Co	Morgan Stanley	10,622
15,114	SMART Global Holdings Inc	Goldman Sachs	(21,537)
6,811	SMART Global Holdings Inc	HSBC	6,096
1,646	SMART Global Holdings Inc	Morgan Stanley	(1,473)
24,923	SmartFinancial Inc	Barclays Bank	(15,951)
53,021	SmartFinancial Inc	Goldman Sachs	(46,128)
11,601	SmartFinancial Inc	HSBC	2,900
7,531	SmartFinancial Inc	Morgan Stanley	(4,820)
(6,694)	SmartRent Inc	Barclays Bank	402
(14,647)	SmartRent Inc	Goldman Sachs	8,495
(44,282)	SmartRent Inc	Morgan Stanley	2,657
9,650	Smartsheet Inc ' A'	Bank of America Merrill Lynch	(26,680)
4,627	Smartsheet Inc ' A'	Barclays Bank	4,719
1,949	Smartsheet Inc ' A'	Goldman Sachs	2,092
922	Smartsheet Inc ' A'	HSBC	147
9,157	Smartsheet Inc ' A'	Morgan Stanley	9,340
(125,050)	Smith Micro Software Inc	Barclays Bank	2,501
(40,607)	Smith Micro Software Inc	Goldman Sachs	9,340
(41,062)	Smith Micro Software Inc	HSBC	2,874
11,800	Snap Inc ' A'	Barclays Bank	(1,062)
37,926	Snap Inc ' A'	HSBC	(17,446)
9,598	Snap Inc ' A'	Morgan Stanley	70
(26,113)	Snap One Holdings Corp	Goldman Sachs	45,698
(3,611)	Snap One Holdings Corp	HSBC	7,980
(17,415)	Snap One Holdings Corp	Morgan Stanley	4,180
4,274	Snap-on Inc	Bank of America Merrill Lynch	2,821
17,780	Snap-on Inc	Barclays Bank	(47,472)
16,308	Snap-on Inc	Goldman Sachs	10,764
4,309	Snap-on Inc	Morgan Stanley	(11,505)
(1,024)	Snowflake Inc ' A'	Bank of America Merrill Lynch	27,638
(4,870)	Snowflake Inc ' A'	Barclays Bank	33,408
(3,265)	Snowflake Inc ' A'	Goldman Sachs	71,286
(183)	Snowflake Inc ' A'	Morgan Stanley	870
(31,919)	Societal CDMO Inc	Bank of America Merrill Lynch	(5,426)
(41,295)	Societal CDMO Inc	Barclays Bank	(2,065)
(45,995)	Societal CDMO Inc	Goldman Sachs	(7,819)
(3,123)	Societal CDMO Inc	HSBC	(874)
(7,345)	Societal CDMO Inc	Morgan Stanley	(367)
5,409	SoFi Technologies Inc	Bank of America Merrill Lynch	(6,842)
32,182	SoFi Technologies Inc	Barclays Bank	(1,770)
(20,601)	SoFi Technologies Inc	Barclays Bank	(1,026)
5,404	SoFi Technologies Inc	Goldman Sachs	(6,836)
11,491	SoFi Technologies Inc	HSBC	(5,918)
(1,711)	SolarEdge Technologies Inc	Barclays Bank	26,863
(426)	SolarEdge Technologies Inc	HSBC	(17,786)

保有高	銘柄	取引相手	未実現純評価益 ／(損) (米ドル)
米国 (続き)			
(759)	SolarEdge Technologies Inc	Morgan Stanley	11,916
(9,718)	Solaris Oilfield Infrastructure Inc ' A'	Morgan Stanley	3,013
(11,880)	SolarWinds Corp	Bank of America Merrill Lynch	11,167
(13,003)	SolarWinds Corp	Barclays Bank	1,040
(8,633)	SolarWinds Corp	Goldman Sachs	6,189
(20,233)	SolarWinds Corp	HSBC	6,532
(13,565)	SolarWinds Corp	Morgan Stanley	1,085
(2,093)	Soleno Therapeutics Inc	Bank of America Merrill Lynch	209
(7,562)	Soleno Therapeutics Inc	Barclays Bank	681
4,417	Solid Biosciences Inc	Barclays Bank	(1,369)
5,803	Solid Biosciences Inc	Goldman Sachs	(812)
2,700	Solid Biosciences Inc	HSBC	405
3,290	Solid Biosciences Inc	Morgan Stanley	(1,020)
14,256	Solid Power Inc	Bank of America Merrill Lynch	(22,682)
5,816	Solid Power Inc	HSBC	(13,854)
5,580	Solid Power Inc	Morgan Stanley	(7,979)
8,428	SomaLogic Inc	Bank of America Merrill Lynch	(2,318)
10,040	SomaLogic Inc	Barclays Bank	(1,556)
22,146	SomaLogic Inc	Goldman Sachs	(6,090)
19,061	SomaLogic Inc	HSBC	(1,811)
(21,911)	Sonder Holdings Inc	Morgan Stanley	(737)
(2,056)	Sonic Automotive Inc ' A'	Bank of America Merrill Lynch	(740)
(4,115)	Sonic Automotive Inc ' A'	Barclays Bank	(5,473)
(500)	Sonic Automotive Inc ' A'	Goldman Sachs	(180)
(2,601)	Sonic Automotive Inc ' A'	HSBC	(10,742)
(497)	Sonic Automotive Inc ' A'	Morgan Stanley	(661)
(5,893)	Sonida Senior Living Inc	Bank of America Merrill Lynch	6,070
4,368	Sonoco Products Co	Bank of America Merrill Lynch	5,242
15,853	Sonoco Products Co	Goldman Sachs	19,024
44,559	Sonoco Products Co	HSBC	55,699
(26,081)	Sonos Inc	Barclays Bank	12,780
(19,277)	Sonos Inc	Goldman Sachs	16,000
(16,343)	Sonos Inc	HSBC	(19,938)
15,627	Sorrento Therapeutics Inc	Bank of America Merrill Lynch	(6,251)
85,568	Sorrento Therapeutics Inc	Barclays Bank	(11,124)
17,792	Sorrento Therapeutics Inc	Goldman Sachs	(7,117)
119,979	Sorrento Therapeutics Inc	HSBC	(26,395)
1,093	Sotera Health Co	Bank of America Merrill Lynch	1,295
15,958	Sotera Health Co	Barclays Bank	2,793
10,449	Sotera Health Co	Goldman Sachs	12,382
14,270	Sotera Health Co	HSBC	28,041
4,041	South Jersey Industries Inc	Bank of America Merrill Lynch	2,586
2,819	South Jersey Industries Inc	Barclays Bank	(338)
(6,511)	South Jersey Industries Inc	Barclays Bank	781
(62,478)	South Jersey Industries Inc	Goldman Sachs	(39,268)

保有高	銘柄	取引相手	未実現純評価益 ／(損) (米ドル)
米国 (続き)			
3,982	South Jersey Industries Inc	Goldman Sachs	1,249
(368)	South Jersey Industries Inc	Morgan Stanley	44
4,530	South Plains Financial Inc	Bank of America Merrill Lynch	(2,627)
55,658	South Plains Financial Inc	Barclays Bank	(53,432)
4,077	South Plains Financial Inc	Goldman Sachs	(2,365)
6,383	South Plains Financial Inc	HSBC	(1,468)
21,612	South Plains Financial Inc	Morgan Stanley	(20,748)
(26,738)	Southern Co	Barclays Bank	(13,369)
8,740	Southern Co	Barclays Bank	6,171
(12,190)	Southern Co	Goldman Sachs	(6,826)
27,384	Southern Co	Goldman Sachs	24,547
(5,104)	Southern Copper Corp	Barclays Bank	(3,420)
(35,118)	Southern Copper Corp	Goldman Sachs	15,701
(8,023)	Southern Copper Corp	HSBC	(13,483)
(1,809)	Southern Copper Corp	Morgan Stanley	(1,212)
9,294	Southern First Bancshares Inc	Bank of America Merrill Lynch	9,015
14,069	Southern First Bancshares Inc	Barclays Bank	5,487
17,635	Southern First Bancshares Inc	Goldman Sachs	17,106
3,514	Southern First Bancshares Inc	HSBC	9,242
12,106	Southern First Bancshares Inc	Morgan Stanley	4,721
9,240	Southern Missouri Bancorp Inc	Barclays Bank	(7,854)
6,142	Southern Missouri Bancorp Inc	Goldman Sachs	(3,071)
1,306	Southern Missouri Bancorp Inc	HSBC	1,985
(19,464)	Southside Bancshares Inc	Goldman Sachs	5,061
(44,733)	SouthState Corp	Barclays Bank	148,961
8,190	SouthState Corp	Goldman Sachs	(14,087)
(7,389)	SouthState Corp	Goldman Sachs	12,709
1,972	SouthState Corp	HSBC	(9,899)
(712)	Southwest Airlines Co	Bank of America Merrill Lynch	(796)
30,277	Southwest Airlines Co	Goldman Sachs	7,872
(610)	Southwest Airlines Co	Goldman Sachs	(550)
8,132	Southwest Airlines Co	HSBC	11,873
13,143	Southwest Airlines Co	Morgan Stanley	9,594
(2,275)	Southwest Airlines Co	Morgan Stanley	(1,661)
(8,586)	Southwest Gas Holdings Inc	Bank of America Merrill Lynch	(17,165)
(24,958)	Southwest Gas Holdings Inc	Barclays Bank	65,390
(22,359)	Southwest Gas Holdings Inc	Goldman Sachs	(38,749)
(17,537)	Southwest Gas Holdings Inc	HSBC	6,840
(8,815)	Southwest Gas Holdings Inc	Morgan Stanley	23,095
41,249	Southwestern Energy Co	Bank of America Merrill Lynch	(9,487)
(73,859)	Southwestern Energy Co	Goldman Sachs	16,988
6,330	Southwestern Energy Co	HSBC	(1,139)
8,001	Sovos Brands Inc	Bank of America Merrill Lynch	461
12,721	Sovos Brands Inc	Barclays Bank	(1,463)
9,893	Sovos Brands Inc	Goldman Sachs	(428)

保有高	銘柄	取引相手	未実現純評価益 ／(損) (米ドル)
	米国 (続き)		
7,308	Sovos Brands Inc	HSBC	(1,452)
9,122	Sovos Brands Inc	Morgan Stanley	(507)
(14,626)	SP Plus Corp	Bank of America Merrill Lynch	2,925
(8,000)	SP Plus Corp	Barclays Bank	6,720
(10,418)	SP Plus Corp	Goldman Sachs	2,084
(5,720)	SP Plus Corp	HSBC	858
(5,397)	SP Plus Corp	Morgan Stanley	4,533
14,228	SpartanNash Co	Barclays Bank	(2,276)
6,365	SpartanNash Co	Goldman Sachs	(191)
5,404	SpartanNash Co	HSBC	(24,102)
731	Spectrum Brands Holdings Inc	Bank of America Merrill Lynch	223
6,805	Spectrum Brands Holdings Inc	Barclays Bank	6,873
9,961	Spectrum Brands Holdings Inc	Goldman Sachs	(7,072)
9,986	Spectrum Brands Holdings Inc	HSBC	27,869
1,613	Spectrum Brands Holdings Inc	Morgan Stanley	1,629
(130,025)	Spire Global Inc	Morgan Stanley	3,901
(2,092)	Spire Inc	Bank of America Merrill Lynch	(3,207)
(5,033)	Spire Inc	Barclays Bank	2,718
9,570	Spire Inc	Barclays Bank	(5,168)
(444)	Spire Inc	Goldman Sachs	(1,217)
(10,378)	Spire Inc	HSBC	(42,186)
3,875	Spire Inc	HSBC	18,484
(9,748)	Spire Inc	Morgan Stanley	5,264
(1,568)	Spirit AeroSystems Holdings Inc ' A'	Bank of America Merrill Lynch	(1,763)
(8,313)	Spirit AeroSystems Holdings Inc ' A'	Barclays Bank	(5,736)
(12,807)	Spirit AeroSystems Holdings Inc ' A'	Goldman Sachs	7,428
(2,060)	Spirit AeroSystems Holdings Inc ' A'	Morgan Stanley	(1,421)
(68,721)	Spirit Realty Capital Inc (REIT)	Barclays Bank	133,319
(22,649)	Spirit Realty Capital Inc (REIT)	Goldman Sachs	7,995
(7,461)	Spirit Realty Capital Inc (REIT)	HSBC	(18,802)
(10,854)	Spirit Realty Capital Inc (REIT)	Morgan Stanley	21,056
1,319	Splunk Inc	Barclays Bank	(5,105)
1,674	Splunk Inc	Goldman Sachs	(19,301)
6,601	Splunk Inc	HSBC	(10,364)
23,144	Spok Holdings Inc	Bank of America Merrill Lynch	(2,546)
35,217	Spok Holdings Inc	Barclays Bank	(3,522)
24,804	Spok Holdings Inc	Goldman Sachs	(2,970)
5,938	Spok Holdings Inc	HSBC	(2,461)
10,410	Sportsman's Warehouse Holdings Inc	Bank of America Merrill Lynch	(2,186)
21,100	Sportsman's Warehouse Holdings Inc	Barclays Bank	(1,899)
21,114	Sportsman's Warehouse Holdings Inc	HSBC	13,302
9,221	Sportsman's Warehouse Holdings Inc	Morgan Stanley	(830)
7,344	Spotify Technology SA	Bank of America Merrill Lynch	(74,101)
5,786	Spotify Technology SA	Barclays Bank	(1,331)
(3,572)	Spotify Technology SA	Barclays Bank	822

保有高	銘柄	取引相手	未実現純評価益 ／(損) (米ドル)
米国 (続き)			
4,066	Spotify Technology SA	Goldman Sachs	(41,026)
(1,550)	Spotify Technology SA	HSBC	(6,064)
1,553	SpringWorks Therapeutics Inc	Goldman Sachs	(4,581)
1,209	SpringWorks Therapeutics Inc	Morgan Stanley	24
(2,532)	Sprout Social Inc ' A '	HSBC	(7,634)
974	Sprout Social Inc ' A '	Morgan Stanley	(4,417)
(1,301)	Sprouts Farmers Market Inc	Bank of America Merrill Lynch	(221)
(4,516)	Sprouts Farmers Market Inc	Barclays Bank	(2,710)
(5,815)	Sprouts Farmers Market Inc	Goldman Sachs	(989)
(7,773)	Sprouts Farmers Market Inc	HSBC	(30,623)
(1,645)	Sprouts Farmers Market Inc	Morgan Stanley	(987)
7,484	Spruce Biosciences Inc	Barclays Bank	674
3,770	Spruce Biosciences Inc	Goldman Sachs	113
900	Spruce Biosciences Inc	Morgan Stanley	81
(3,279)	SPS Commerce Inc	Bank of America Merrill Lynch	(984)
(1,608)	SPS Commerce Inc	Barclays Bank	(7,767)
(1,444)	SPS Commerce Inc	Goldman Sachs	(1,804)
(3,740)	SPS Commerce Inc	HSBC	(38,559)
(927)	SPS Commerce Inc	Morgan Stanley	(4,477)
26,187	SPX Technologies Inc	Barclays Bank	(92,964)
3,722	SPX Technologies Inc	Goldman Sachs	(16,675)
1,794	SQZ Biotechnologies Co	Barclays Bank	108
14,396	SQZ Biotechnologies Co	Goldman Sachs	(2,015)
(19,197)	SS&C Technologies Holdings Inc	Barclays Bank	(192)
7,265	SS&C Technologies Holdings Inc	Barclays Bank	73
(13,871)	SS&C Technologies Holdings Inc	Goldman Sachs	26,910
12,834	SS&C Technologies Holdings Inc	Goldman Sachs	(24,898)
(34,230)	SS&C Technologies Holdings Inc	HSBC	(62,641)
3,569	SS&C Technologies Holdings Inc	HSBC	6,531
(14,808)	SS&C Technologies Holdings Inc	Morgan Stanley	(148)
12,828	SSR Mining Inc	Bank of America Merrill Lynch	17,217
47,926	SSR Mining Inc	Barclays Bank	6,710
92,962	SSR Mining Inc	Goldman Sachs	42,762
17,623	SSR Mining Inc	HSBC	17,975
(1,160)	St Joe Co	Bank of America Merrill Lynch	267
(13,703)	St Joe Co	Barclays Bank	(15,484)
(22,595)	St Joe Co	Goldman Sachs	5,197
(12,224)	St Joe Co	HSBC	(16,502)
(3,945)	St Joe Co	Morgan Stanley	(4,458)
(1,163)	STAAR Surgical Co	Bank of America Merrill Lynch	11,339
(8,640)	STAAR Surgical Co	Barclays Bank	31,709
(1,018)	STAAR Surgical Co	Goldman Sachs	9,926
(7,283)	STAAR Surgical Co	HSBC	27,307
(5,202)	STAAR Surgical Co	Morgan Stanley	19,091
(39,096)	STAG Industrial Inc (REIT)	Bank of America Merrill Lynch	40,660

保有高	銘柄	取引相手	未実現純評価益 ／(損) (米ドル)
米国 (続き)			
(111,777)	STAG Industrial Inc (REIT)	Barclays Bank	117,366
(24,558)	STAG Industrial Inc (REIT)	Goldman Sachs	25,540
(73,240)	STAG Industrial Inc (REIT)	HSBC	—
(15,528)	STAG Industrial Inc (REIT)	Morgan Stanley	16,304
(6,649)	Stagwell Inc	Bank of America Merrill Lynch	5,120
(9,380)	Stagwell Inc	Barclays Bank	3,846
(5,930)	Stagwell Inc	HSBC	—
(12,361)	Stagwell Inc	Morgan Stanley	5,068
981	Standard Motor Products Inc	Bank of America Merrill Lynch	(3,453)
3,300	Standard Motor Products Inc	Barclays Bank	(7,359)
18,196	Standard Motor Products Inc	Goldman Sachs	(64,050)
8,283	Standard Motor Products Inc	HSBC	2,651
4,226	Standex International Corp	Bank of America Merrill Lynch	(19,904)
11,152	Standex International Corp	Barclays Bank	(42,043)
7,123	Standex International Corp	Goldman Sachs	(33,549)
5,094	Standex International Corp	HSBC	9,882
1,556	Stanley Black & Decker Inc	Bank of America Merrill Lynch	(10,627)
4,862	Stanley Black & Decker Inc	Goldman Sachs	(33,207)
16,551	Stanley Black & Decker Inc	HSBC	33,433
8,563	Stanley Black & Decker Inc	Morgan Stanley	(32,197)
(12,153)	Starbucks Corp	Barclays Bank	(11,302)
(8,110)	Starbucks Corp	Goldman Sachs	(12,408)
(2,254)	Starbucks Corp	HSBC	(5,971)
(980)	Starbucks Corp	Morgan Stanley	(911)
5,711	StarTek Inc	Bank of America Merrill Lynch	1,942
12,530	StarTek Inc	Barclays Bank	2,005
10,982	StarTek Inc	Goldman Sachs	3,734
1,797	StarTek Inc	HSBC	323
3,253	StarTek Inc	Morgan Stanley	520
(109,258)	Starwood Property Trust Inc (REIT)	Barclays Bank	7,648
(55,534)	Starwood Property Trust Inc (REIT)	Goldman Sachs	9,996
(55,977)	Starwood Property Trust Inc (REIT)	HSBC	(26,309)
18,646	State Street Corp	Bank of America Merrill Lynch	(31,139)
6,950	State Street Corp	Barclays Bank	8,340
2,278	State Street Corp	Goldman Sachs	2,828
458	State Street Corp	HSBC	751
(4,879)	Steel Dynamics Inc	Bank of America Merrill Lynch	(5,421)
(2,741)	Steel Dynamics Inc	Barclays Bank	13,403
(2,315)	Steel Dynamics Inc	Goldman Sachs	(2,477)
7,747	Steel Dynamics Inc	HSBC	37,031
(3,373)	Steel Dynamics Inc	HSBC	(17,754)
9,001	Steel Dynamics Inc	Morgan Stanley	(44,015)
(2,863)	Steel Dynamics Inc	Morgan Stanley	14,000
34,902	Steelcase Inc ' A '	Barclays Bank	(39,788)
10,738	Steelcase Inc ' A '	Goldman Sachs	(11,275)

保有高	銘柄	取引相手	未実現純評価益 ／(損) (米ドル)
米国 (続き)			
(33,722)	Stellar Bancorp Inc	Barclays Bank	32,036
(15,533)	Stellar Bancorp Inc	Goldman Sachs	16,465
(4,546)	Stellar Bancorp Inc	HSBC	6,546
(15,372)	Stem Inc	Bank of America Merrill Lynch	22,289
(1,435)	Stem Inc	Barclays Bank	212
(44,449)	Stem Inc	Goldman Sachs	64,451
(6,719)	Stem Inc	HSBC	(7,525)
2,730	Stepan Co	Bank of America Merrill Lynch	(2,138)
16,601	Stepan Co	Barclays Bank	(28,720)
555	Stepan Co	Goldman Sachs	(461)
907	Stepan Co	HSBC	1,043
(17,438)	StepStone Group Inc ' A'	Barclays Bank	27,378
(10,063)	StepStone Group Inc ' A'	Goldman Sachs	22,541
(25,349)	Stericycle Inc	Barclays Bank	18,505
(36,240)	Stericycle Inc	Goldman Sachs	19,932
(4,995)	STERIS Plc	Barclays Bank	(11,389)
466	STERIS Plc	Barclays Bank	1,062
(3,820)	STERIS Plc	Goldman Sachs	(47,253)
(3,132)	STERIS Plc	HSBC	(51,709)
(31,210)	Sterling Bancorp Inc	Bank of America Merrill Lynch	2,341
(27,718)	Sterling Bancorp Inc	Barclays Bank	2,577
(48,694)	Sterling Bancorp Inc	Goldman Sachs	3,652
(14,653)	Sterling Bancorp Inc	HSBC	(806)
(38,554)	Sterling Bancorp Inc	Morgan Stanley	3,663
(5,825)	Sterling Check Corp	Bank of America Merrill Lynch	—
(14,992)	Sterling Check Corp	Barclays Bank	(6,297)
(1,791)	Sterling Check Corp	HSBC	2,167
(15,902)	Sterling Check Corp	Morgan Stanley	(6,679)
(7,673)	Sterling Infrastructure Inc	Barclays Bank	4,143
(8,767)	Sterling Infrastructure Inc	Goldman Sachs	789
27,778	Steven Madden Ltd	Barclays Bank	(41,111)
14,382	Steven Madden Ltd	Goldman Sachs	(15,676)
3,887	Steven Madden Ltd	HSBC	7,346
60,873	Stifel Financial Corp	Barclays Bank	(95,570)
20,508	Stifel Financial Corp	Goldman Sachs	(62,344)
28,930	Stifel Financial Corp	HSBC	(33,024)
1,878	Stifel Financial Corp	Morgan Stanley	(1,164)
9,243	Stitch Fix Inc ' A'	Bank of America Merrill Lynch	(6,331)
43,300	Stitch Fix Inc ' A'	Barclays Bank	4,113
18,310	Stitch Fix Inc ' A'	Goldman Sachs	(12,542)
29,635	Stitch Fix Inc ' A'	HSBC	741
32,685	Stitch Fix Inc ' A'	Morgan Stanley	3,105
(2,528)	Stock Yards Bancorp Inc	Bank of America Merrill Lynch	5,713
(13,430)	Stock Yards Bancorp Inc	Barclays Bank	30,755
(15,193)	Stock Yards Bancorp Inc	Goldman Sachs	34,336

保有高	銘柄	取引相手	未実現純評価益 ／(損) (米ドル)
米国 (続き)			
(16,140)	Stock Yards Bancorp Inc	HSBC	18,722
(16,608)	Stock Yards Bancorp Inc	Morgan Stanley	38,032
8,362	Stoke Therapeutics Inc	Barclays Bank	(753)
4,430	Stoke Therapeutics Inc	Goldman Sachs	(10,056)
4,757	Stoke Therapeutics Inc	HSBC	(17,363)
24,936	StoneCo Ltd ' A'	Bank of America Merrill Lynch	(6,733)
37,354	StoneCo Ltd ' A'	Barclays Bank	(4,482)
33,416	StoneCo Ltd ' A'	Goldman Sachs	(9,022)
30,411	StoneCo Ltd ' A'	HSBC	11,252
26,977	StoneCo Ltd ' A'	Morgan Stanley	(3,237)
(2,788)	Stoneridge Inc	Barclays Bank	4,210
4,768	StoneX Group Inc	Bank of America Merrill Lynch	17,785
584	StoneX Group Inc	Barclays Bank	(771)
4,845	StoneX Group Inc	Goldman Sachs	18,072
593	StoneX Group Inc	HSBC	3,967
3,866	StoneX Group Inc	Morgan Stanley	(5,103)
499	Strategic Education Inc	Bank of America Merrill Lynch	679
1,428	Strategic Education Inc	Barclays Bank	(1,714)
1,830	Strategic Education Inc	Goldman Sachs	2,489
1,895	Strategic Education Inc	HSBC	3,051
682	Strattec Security Corp	Bank of America Merrill Lynch	(2,435)
1,531	Strattec Security Corp	Barclays Bank	(781)
2,204	Strattec Security Corp	HSBC	(10,689)
(20,817)	Stratus Properties Inc	Bank of America Merrill Lynch	12,698
(6,172)	Stratus Properties Inc	Goldman Sachs	3,765
(5,636)	Stratus Properties Inc	Morgan Stanley	5,129
(1,256)	Stride Inc	Bank of America Merrill Lynch	553
(1,849)	Stride Inc	Barclays Bank	669
(1,323)	Stride Inc	Goldman Sachs	322
(3,481)	Stride Inc	HSBC	(4,699)
(9,326)	Stryker Corp	Barclays Bank	(12,777)
(8,742)	Stryker Corp	Goldman Sachs	(45,681)
5,359	Summit Financial Group Inc	Bank of America Merrill Lynch	(3,323)
16,443	Summit Financial Group Inc	Barclays Bank	(12,990)
16,096	Summit Financial Group Inc	Goldman Sachs	(9,980)
10,573	Summit Financial Group Inc	HSBC	(7,930)
11,997	Summit Financial Group Inc	Morgan Stanley	(9,478)
(36,649)	Summit Hotel Properties Inc (REIT)	Bank of America Merrill Lynch	(5,131)
(114,451)	Summit Hotel Properties Inc (REIT)	Goldman Sachs	(16,023)
(25,197)	Summit Hotel Properties Inc (REIT)	HSBC	(10,331)
(46,845)	Summit Hotel Properties Inc (REIT)	Morgan Stanley	11,243
13,336	Summit Materials Inc ' A'	Barclays Bank	(4,801)
4,074	Summit Materials Inc ' A'	Goldman Sachs	(937)
13,723	Summit Materials Inc ' A'	HSBC	20,447
15,756	Sumo Logic Inc	Bank of America Merrill Lynch	(15,283)

保有高	銘柄	取引相手	未実現純評価益 ／(損) (米ドル)
	米国 (続き)		
46,391	Sumo Logic Inc	Barclays Bank	(3,247)
40,270	Sumo Logic Inc	Goldman Sachs	(39,062)
47,368	Sumo Logic Inc	HSBC	17,402
34,013	Sumo Logic Inc	Morgan Stanley	(2,381)
4,246	Sun Communities Inc (REIT)	Bank of America Merrill Lynch	15,922
2,156	Sun Communities Inc (REIT)	Barclays Bank	(3,751)
15,067	Sun Communities Inc (REIT)	HSBC	125,508
3,318	Sun Communities Inc (REIT)	Morgan Stanley	(5,773)
(11,062)	Sun Country Airlines Holdings Inc	Bank of America Merrill Lynch	39,713
(10,705)	Sun Country Airlines Holdings Inc	Barclays Bank	15,094
(13,869)	Sun Country Airlines Holdings Inc	Goldman Sachs	49,790
(12,713)	Sun Country Airlines Holdings Inc	HSBC	4,831
(3,986)	Sun Country Airlines Holdings Inc	Morgan Stanley	5,620
60,485	SunCoke Energy Inc	Bank of America Merrill Lynch	(9,678)
39,114	SunCoke Energy Inc	Barclays Bank	2,347
69,591	SunCoke Energy Inc	Goldman Sachs	(11,135)
61,876	SunCoke Energy Inc	HSBC	(23,513)
32,583	SunCoke Energy Inc	Morgan Stanley	1,955
(149,167)	Sunlight Financial Holdings Inc	Barclays Bank	(24,613)
(15,595)	Sunlight Financial Holdings Inc	Goldman Sachs	(390)
(16,260)	Sunlight Financial Holdings Inc	HSBC	(8,699)
5,653	Sunnova Energy International Inc	Goldman Sachs	(7,914)
25,163	Sunnova Energy International Inc	HSBC	68,946
14,384	SunOpta Inc	Bank of America Merrill Lynch	16,973
7,455	SunOpta Inc	Barclays Bank	(1,416)
6,717	SunOpta Inc	Goldman Sachs	7,926
11,220	SunOpta Inc	HSBC	(18,176)
2,783	SunOpta Inc	Morgan Stanley	(489)
3,803	SunPower Corp	Bank of America Merrill Lynch	3,765
(1,775)	SunPower Corp	Bank of America Merrill Lynch	(555)
23,739	SunPower Corp	Barclays Bank	5,460
(1,459)	SunPower Corp	Barclays Bank	(336)
2,085	SunPower Corp	Goldman Sachs	2,064
3,762	SunPower Corp	HSBC	18,848
2,655	Sunrun Inc	Bank of America Merrill Lynch	425
3,828	Sunrun Inc	Barclays Bank	2,067
11,126	Sunrun Inc	Goldman Sachs	1,780
6,012	Sunrun Inc	HSBC	44,128
(3,724)	Sunstone Hotel Investors Inc (REIT)	Bank of America Merrill Lynch	(112)
(37,332)	Sunstone Hotel Investors Inc (REIT)	Barclays Bank	4,853
(25,921)	Sunstone Hotel Investors Inc (REIT)	Goldman Sachs	(778)
(67,768)	Sunstone Hotel Investors Inc (REIT)	HSBC	(29,818)
(19,321)	Sunworks Inc	Barclays Bank	(483)
(1,092)	Super Micro Computer Inc	Barclays Bank	(2,686)
4,298	Super Micro Computer Inc	Barclays Bank	10,573

保有高	銘柄	取引相手	未実現純評価益 ／(損) (米ドル)
米国 (続き)			
(1,735)	Super Micro Computer Inc	Goldman Sachs	(5,708)
2,667	Super Micro Computer Inc	Goldman Sachs	8,774
(6,506)	Superior Group of Cos Inc	Barclays Bank	3,839
(5,689)	Superior Group of Cos Inc	Goldman Sachs	1,820
(3,069)	Superior Group of Cos Inc	HSBC	2,455
(3,498)	Superior Group of Cos Inc	Morgan Stanley	2,064
(22,177)	Superior Industries International Inc	Barclays Bank	2,439
(18,008)	Superior Industries International Inc	Morgan Stanley	1,981
14,640	Supernus Pharmaceuticals Inc	Barclays Bank	21,228
12,561	Supernus Pharmaceuticals Inc	Goldman Sachs	29,895
12,509	Supernus Pharmaceuticals Inc	HSBC	21,015
29,251	Surface Oncology Inc	Barclays Bank	(1,082)
20,756	Surface Oncology Inc	Goldman Sachs	(3,944)
254	Surface Oncology Inc	HSBC	(11)
5,627	Surface Oncology Inc	Morgan Stanley	(208)
5,704	Surgery Partners Inc	Goldman Sachs	(10,210)
(9,181)	Surmodics Inc	Bank of America Merrill Lynch	2,571
(4,808)	Surmodics Inc	Barclays Bank	9,087
(4,175)	Surmodics Inc	Goldman Sachs	1,169
(9,304)	Surmodics Inc	HSBC	(1,861)
(4,025)	Surmodics Inc	Morgan Stanley	7,607
3,656	Sutro Biopharma Inc	Bank of America Merrill Lynch	(292)
18,355	Sutro Biopharma Inc	Barclays Bank	(13,399)
18,560	Sutro Biopharma Inc	Goldman Sachs	(1,485)
12,557	Sutro Biopharma Inc	HSBC	1,256
29,519	Sutro Biopharma Inc	Morgan Stanley	(21,549)
459	SVB Financial Group	Bank of America Merrill Lynch	(8,639)
413	SVB Financial Group	Barclays Bank	(1,058)
1,110	SVB Financial Group	Goldman Sachs	(23,277)
4,421	SVB Financial Group	HSBC	(5,812)
442	SVB Financial Group	Morgan Stanley	(813)
(6,566)	Sweetgreen Inc ' A'	Barclays Bank	(8,404)
(1,961)	Sweetgreen Inc ' A'	HSBC	7,001
(14,321)	Sweetgreen Inc ' A'	Morgan Stanley	(18,331)
(4,220)	SWK Holdings Corp	Bank of America Merrill Lynch	(1,013)
(5,771)	SWK Holdings Corp	Barclays Bank	(1,607)
(8,304)	SWK Holdings Corp	Goldman Sachs	(1,994)
(3,590)	SWK Holdings Corp	Morgan Stanley	(972)
(671)	Sylvamo Corp	Bank of America Merrill Lynch	(2,047)
(3,016)	Sylvamo Corp	Barclays Bank	1,146
(2,637)	Sylvamo Corp	Goldman Sachs	(8,043)
(296)	Sylvamo Corp	HSBC	(1,880)
(3,470)	Sylvamo Corp	Morgan Stanley	1,319
212	Synaptics Inc	Bank of America Merrill Lynch	(67)
(518)	Synaptics Inc	Barclays Bank	1,808

保有高	銘柄	取引相手	未実現純評価益 ／(損) (米ドル)
米国 (続き)			
6,795	Synaptics Inc	Barclays Bank	(23,714)
6,619	Synaptics Inc	Goldman Sachs	(44,679)
(1,461)	Synaptics Inc	HSBC	(4,003)
7,790	Synaptics Inc	HSBC	19,814
2,751	Synaptics Inc	Morgan Stanley	(9,601)
21,941	Synchronoss Technologies Inc	Barclays Bank	2,852
8,148	Synchronoss Technologies Inc	Goldman Sachs	194
(2,330)	Synchrony Financial	Bank of America Merrill Lynch	(396)
24,999	Synchrony Financial	Barclays Bank	(10,750)
(8,448)	Synchrony Financial	Barclays Bank	3,633
25,112	Synchrony Financial	Goldman Sachs	4,269
(3,022)	Synchrony Financial	Goldman Sachs	(514)
18,575	Synchrony Financial	HSBC	—
(14,277)	Synchrony Financial	HSBC	—
(10,922)	Syndax Pharmaceuticals Inc	Barclays Bank	(3,058)
(8,684)	Syndax Pharmaceuticals Inc	Goldman Sachs	(5,384)
804	Syneos Health Inc	Bank of America Merrill Lynch	80
7,260	Syneos Health Inc	Barclays Bank	4,937
31,020	Syneos Health Inc	Goldman Sachs	3,102
15,358	Syneos Health Inc	HSBC	65,243
3,586	Syneos Health Inc	Morgan Stanley	2,438
(10,234)	Synlogic Inc	Goldman Sachs	1,218
(31,575)	Synlogic Inc	HSBC	3,322
(995)	Synopsys Inc	Goldman Sachs	9,502
(2,986)	Synopsys Inc	HSBC	(98,747)
410	Synopsys Inc	HSBC	13,559
44,145	Synovus Financial Corp	Barclays Bank	(98,885)
7,267	Synovus Financial Corp	Goldman Sachs	(22,237)
9,459	Synovus Financial Corp	HSBC	(2,838)
31,502	Synovus Financial Corp	Morgan Stanley	(70,564)
4,914	Sysco Corp	Barclays Bank	(6,585)
(767)	Sysco Corp	Barclays Bank	1,028
6,857	Sysco Corp	HSBC	9,943
(1,801)	T Rowe Price Group Inc	Barclays Bank	4,238
(19,860)	T Rowe Price Group Inc	Goldman Sachs	137,478
(469)	T Rowe Price Group Inc	HSBC	872
(8,095)	T Rowe Price Group Inc	Morgan Stanley	45,332
14,467	Tabula Rasa HealthCare Inc	Bank of America Merrill Lynch	362
4,995	Tabula Rasa HealthCare Inc	Goldman Sachs	125
6,072	Tactile Systems Technology Inc	Bank of America Merrill Lynch	(121)
32,981	Tactile Systems Technology Inc	Barclays Bank	(6,596)
26,517	Tactile Systems Technology Inc	Goldman Sachs	(530)
13,148	Tactile Systems Technology Inc	HSBC	3,944
502	Take-Two Interactive Software Inc	Bank of America Merrill Lynch	(43)
1,058	Take-Two Interactive Software Inc	Barclays Bank	693

保有高	銘柄	取引相手	未実現純評価益 ／(損) (米ドル)
米国 (続き)			
(1,083)	Take-Two Interactive Software Inc	Goldman Sachs	92
(2,481)	Take-Two Interactive Software Inc	HSBC	(18,297)
(455)	Take-Two Interactive Software Inc	Morgan Stanley	(298)
4,049	Talaris Therapeutics Inc	Bank of America Merrill Lynch	(121)
7,045	Talaris Therapeutics Inc	Barclays Bank	352
8,574	Talaris Therapeutics Inc	Goldman Sachs	(257)
4,562	Talaris Therapeutics Inc	Morgan Stanley	228
(2,170)	Talis Biomedical Corp	Barclays Bank	(78)
2,404	Talos Energy Inc	Bank of America Merrill Lynch	(3,894)
16,677	Talos Energy Inc	Barclays Bank	(19,012)
3,475	Talos Energy Inc	Goldman Sachs	(5,630)
983	Tandem Diabetes Care Inc	Bank of America Merrill Lynch	(806)
3,240	Tandem Diabetes Care Inc	Barclays Bank	12,960
4,441	Tandem Diabetes Care Inc	Goldman Sachs	(2,062)
5,012	Tandem Diabetes Care Inc	HSBC	15,822
1,455	Tandem Diabetes Care Inc	Morgan Stanley	5,820
28,256	Tanger Factory Outlet Centers Inc (REIT)	Bank of America Merrill Lynch	(6,216)
13,543	Tanger Factory Outlet Centers Inc (REIT)	HSBC	6,365
6,407	Tapestry Inc	Bank of America Merrill Lynch	13,903
(2,812)	Tapestry Inc	Bank of America Merrill Lynch	(6,548)
(4,422)	Tapestry Inc	Barclays Bank	(4,068)
13,446	Tapestry Inc	Goldman Sachs	29,178
(2,034)	Tapestry Inc	Goldman Sachs	(2,048)
32,947	Tapestry Inc	HSBC	162,566
(2,430)	Tapestry Inc	HSBC	(6,928)
2,247	Targa Resources Corp	Barclays Bank	45
22,036	Targa Resources Corp	Goldman Sachs	(3,085)
12,225	Targa Resources Corp	HSBC	22,738
8,218	Targa Resources Corp	Morgan Stanley	164
(745)	Target Corp	Bank of America Merrill Lynch	10,467
2,954	Target Corp	Barclays Bank	20,885
(1,763)	Target Corp	Barclays Bank	(12,464)
5,412	Target Corp	Goldman Sachs	(76,039)
(4,626)	Target Corp	Goldman Sachs	34,426
(273)	Target Corp	HSBC	334
(1,678)	Target Corp	Morgan Stanley	(11,863)
(11,848)	Target Hospitality Corp	Barclays Bank	(2,133)
3,167	Tarsus Pharmaceuticals Inc	Bank of America Merrill Lynch	(4,054)
2,982	Tarsus Pharmaceuticals Inc	Barclays Bank	(1,461)
548	Tarsus Pharmaceuticals Inc	Goldman Sachs	(701)
4,370	Tarsus Pharmaceuticals Inc	HSBC	(6,642)
3,605	Tarsus Pharmaceuticals Inc	Morgan Stanley	(1,766)
6,224	Taylor Morrison Home Corp	Barclays Bank	2,116
26,944	Taylor Morrison Home Corp	Goldman Sachs	25,513
820	Taylor Morrison Home Corp	HSBC	1,501

保有高	銘柄	取引相手	未実現純評価益 ／(損) (米ドル)
米国 (続き)			
1,396	Taylor Morrison Home Corp	Morgan Stanley	475
44,512	Taysha Gene Therapies Inc	Barclays Bank	(6,232)
11,955	Taysha Gene Therapies Inc	Goldman Sachs	(1,076)
2,889	Taysha Gene Therapies Inc	HSBC	(260)
7,490	TCR2 Therapeutics Inc	Bank of America Merrill Lynch	(936)
33,116	TCR2 Therapeutics Inc	Barclays Bank	828
9,957	TCR2 Therapeutics Inc	Goldman Sachs	(1,245)
17,242	TCR2 Therapeutics Inc	HSBC	(1,293)
17,794	TCR2 Therapeutics Inc	Morgan Stanley	445
2,441	TD SYNEX Corp	Bank of America Merrill Lynch	(6,664)
21,535	TD SYNEX Corp	Barclays Bank	(49,100)
19,862	TD SYNEX Corp	Goldman Sachs	(54,223)
20,769	TD SYNEX Corp	HSBC	108,621
10,466	TD SYNEX Corp	Morgan Stanley	(23,862)
5,693	TE Connectivity Ltd	Bank of America Merrill Lynch	(24,684)
15,585	TE Connectivity Ltd	Barclays Bank	(62,808)
35,735	TE Connectivity Ltd	Goldman Sachs	(160,450)
14,690	TE Connectivity Ltd	HSBC	61,730
7,787	TE Connectivity Ltd	Morgan Stanley	(31,382)
(23,518)	Team Inc	Barclays Bank	1,056
(28,862)	Team Inc	Goldman Sachs	2,808
(7,848)	Team Inc	HSBC	767
(23,427)	Team Inc	Morgan Stanley	1,052
1	Technip Energies NV ADR π	Morgan Stanley	—
(992)	TechTarget Inc	Barclays Bank	17
(8,043)	TechTarget Inc	Goldman Sachs	29,456
(2,344)	TechTarget Inc	HSBC	7,016
12,312	Teekay Corp	Bank of America Merrill Lynch	616
10,978	Teekay Corp	Goldman Sachs	549
6,512	Teekay Corp	HSBC	(651)
87,118	Teekay Corp	Morgan Stanley	—
3,627	Teekay Tankers Ltd ' A'	Barclays Bank	(2,358)
10,036	Teekay Tankers Ltd ' A'	Goldman Sachs	4,014
5,222	Teekay Tankers Ltd ' A'	HSBC	(6,684)
2,359	TEGNA Inc	Goldman Sachs	566
(3,318)	Tejon Ranch Co	Barclays Bank	—
(41,454)	Tejon Ranch Co	Goldman Sachs	(41,039)
(13,005)	Tejon Ranch Co	HSBC	(15,476)
(33,457)	Tejon Ranch Co	Morgan Stanley	—
(13,890)	Tela Bio Inc	Bank of America Merrill Lynch	(5,139)
(6,207)	Tela Bio Inc	Barclays Bank	(2,793)
41,469	Teladoc Health Inc	Barclays Bank	(37,207)
21,021	Teladoc Health Inc	Goldman Sachs	(110,599)
14,774	Teladoc Health Inc	Morgan Stanley	(13,444)
(824)	Teledyne Technologies Inc	Bank of America Merrill Lynch	4,326

保有高	銘柄	取引相手	未実現純評価益 ／(損) (米ドル)
米国 (続き)			
(8,003)	Teledyne Technologies Inc	Barclays Bank	57,462
(5,745)	Teledyne Technologies Inc	Goldman Sachs	30,161
(2,891)	Teledyne Technologies Inc	HSBC	5,008
(464)	Teledyne Technologies Inc	Morgan Stanley	3,332
(1,027)	Teleflex Inc	Bank of America Merrill Lynch	(11,271)
(1,009)	Teleflex Inc	Barclays Bank	(9,076)
(2,873)	Teleflex Inc	Goldman Sachs	(31,531)
(1,888)	Teleflex Inc	HSBC	(47,549)
(2,990)	Teleflex Inc	Morgan Stanley	(26,895)
(8,474)	Telephone and Data Systems Inc	Bank of America Merrill Lynch	1,652
(16,238)	Telephone and Data Systems Inc	Barclays Bank	(2,111)
(8,195)	Telephone and Data Systems Inc	Goldman Sachs	82
(6,623)	Telephone and Data Systems Inc	HSBC	5,570
(4,692)	Telesat Corp	Barclays Bank	(985)
(11,465)	Telesat Corp	Goldman Sachs	6,076
(4,232)	Telesat Corp	Morgan Stanley	(889)
(132,116)	Tellurian Inc	Barclays Bank	18,496
(55,655)	Tellurian Inc	Goldman Sachs	17,810
(3,401)	Telos Corp	Bank of America Merrill Lynch	3,197
(52,665)	Telos Corp	Barclays Bank	(1,053)
(7,034)	Telos Corp	Goldman Sachs	6,612
(2,314)	Telos Corp	HSBC	16,707
(4,176)	Telos Corp	Morgan Stanley	(84)
(39,586)	Tempur Sealy International Inc	Barclays Bank	31,602
(7,071)	Tempur Sealy International Inc	HSBC	(1,008)
22,458	Tenable Holdings Inc	Barclays Bank	(30,543)
(794)	Tenable Holdings Inc	Barclays Bank	1,080
2,758	Tenable Holdings Inc	Goldman Sachs	(12,218)
(885)	Tenable Holdings Inc	Goldman Sachs	3,063
(921)	Tenable Holdings Inc	HSBC	3,950
2,419	Tenable Holdings Inc	HSBC	1,029
7,181	Tenable Holdings Inc	Morgan Stanley	(9,766)
(966)	Tenable Holdings Inc	Morgan Stanley	1,314
5,177	Tenaya Therapeutics Inc	Bank of America Merrill Lynch	(2,330)
7,775	Tenaya Therapeutics Inc	Barclays Bank	(544)
(8,014)	Tenet Healthcare Corp	Barclays Bank	2,805
12,567	Tenet Healthcare Corp	Barclays Bank	(4,398)
(12,621)	Tenet Healthcare Corp	Goldman Sachs	(1,893)
168	Tenet Healthcare Corp	Goldman Sachs	25
2,469	Tennant Co	Bank of America Merrill Lynch	(9,876)
7,631	Tennant Co	Barclays Bank	(7,478)
5,437	Tennant Co	Goldman Sachs	(21,748)
1,913	Tennant Co	HSBC	(3,769)
5,047	Tennant Co	Morgan Stanley	(4,946)
18,423	Teradata Corp	Bank of America Merrill Lynch	(11,831)

保有高	銘柄	取引相手	未実現純評価益 ／(損) (米ドル)
米国 (続き)			
33,065	Teradata Corp	Barclays Bank	1,868
5,276	Teradata Corp	Goldman Sachs	567
24,660	Teradata Corp	HSBC	37,592
15,830	Teradata Corp	Morgan Stanley	950
784	Teradyne Inc	Bank of America Merrill Lynch	(6,390)
5,042	Teradyne Inc	Barclays Bank	(22,639)
26,327	Teradyne Inc	Goldman Sachs	(213,498)
11,566	Teradyne Inc	HSBC	(55,689)
4,333	Teradyne Inc	Morgan Stanley	(19,455)
23,132	Terex Corp	Barclays Bank	(18,274)
24,340	Terex Corp	HSBC	41,865
711	Terns Pharmaceuticals Inc	Bank of America Merrill Lynch	1,173
12,347	Terns Pharmaceuticals Inc	Barclays Bank	8,396
45,024	Terreno Realty Corp (REIT)	Barclays Bank	(78,341)
37,126	Terreno Realty Corp (REIT)	Goldman Sachs	(39,725)
(2,680)	Terreno Realty Corp (REIT)	Goldman Sachs	2,868
20,704	Terreno Realty Corp (REIT)	HSBC	13,665
2,109	Terreno Realty Corp (REIT)	Morgan Stanley	(3,670)
13,435	Territorial Bancorp Inc	Barclays Bank	10,479
1,714	Territorial Bancorp Inc	Goldman Sachs	3,839
2,890	Territorial Bancorp Inc	HSBC	6,300
13,136	Territorial Bancorp Inc	Morgan Stanley	10,246
(3,087)	Tesla Inc	Bank of America Merrill Lynch	32,784
274	Tesla Inc	Barclays Bank	3,806
(999)	Tesla Inc	HSBC	7,493
211	Tesla Inc	HSBC	163
16,014	TESSCO Technologies Inc	Morgan Stanley	1,441
854	Tetra Tech Inc	Bank of America Merrill Lynch	(6,550)
7,177	Tetra Tech Inc	Barclays Bank	(33,086)
14,642	Tetra Tech Inc	Goldman Sachs	(112,304)
8,367	Tetra Tech Inc	HSBC	73,211
7,244	Tetra Tech Inc	Morgan Stanley	(33,395)
(74,359)	TETRA Technologies Inc	Barclays Bank	7,808
(6,465)	TETRA Technologies Inc	Goldman Sachs	1,131
(5,410)	TETRA Technologies Inc	HSBC	3,003
(12,830)	TETRA Technologies Inc	Morgan Stanley	1,347
(7,519)	Texas Capital Bancshares Inc	Goldman Sachs	10,602
(3,487)	Texas Capital Bancshares Inc	HSBC	3,069
(166)	Texas Instruments Inc	Bank of America Merrill Lynch	1,004
(11,395)	Texas Instruments Inc	Barclays Bank	64,951
(5,200)	Texas Instruments Inc	Goldman Sachs	31,460
(3,844)	Texas Instruments Inc	HSBC	(13,108)
(119)	Texas Pacific Land Corp	Barclays Bank	13,806
(12)	Texas Pacific Land Corp	HSBC	2,062
4,426	Texas Roadhouse Inc	Bank of America Merrill Lynch	(1,416)

保有高	銘柄	取引相手	未実現純評価益 ／(損) (米ドル)
米国 (続き)			
11,159	Texas Roadhouse Inc	Barclays Bank	(5,914)
24,585	Texas Roadhouse Inc	Goldman Sachs	(7,868)
22,811	Texas Roadhouse Inc	HSBC	2,584
7,610	Texas Roadhouse Inc	Morgan Stanley	(4,033)
(52,903)	Textainer Group Holdings Ltd	Barclays Bank	12,168
(62,426)	Textainer Group Holdings Ltd	Goldman Sachs	53,686
(36,626)	Textainer Group Holdings Ltd	HSBC	(17,580)
(1,488)	TFF Pharmaceuticals Inc	Bank of America Merrill Lynch	15
(14,472)	TFF Pharmaceuticals Inc	Barclays Bank	3,618
2,312	TFS Financial Corp	Bank of America Merrill Lynch	(1,047)
(4,626)	TFS Financial Corp	Bank of America Merrill Lynch	3,701
(113,986)	TFS Financial Corp	Barclays Bank	75,231
(194,142)	TFS Financial Corp	Goldman Sachs	155,313
(184,165)	TFS Financial Corp	HSBC	77,349
1,698	TFS Financial Corp	HSBC	(1,363)
(38,208)	TFS Financial Corp	Morgan Stanley	25,217
3,592	TFS Financial Corp	Morgan Stanley	(2,371)
(4,463)	TG Therapeutics Inc	Barclays Bank	(1,562)
(26,106)	TG Therapeutics Inc	Goldman Sachs	8,615
5,610	Theravance Biopharma Inc	Bank of America Merrill Lynch	(5,442)
3,551	Theravance Biopharma Inc	Goldman Sachs	(3,444)
2,001	Thermo Fisher Scientific Inc	Goldman Sachs	420
2,068	Thermo Fisher Scientific Inc	HSBC	111,941
(17,533)	Thermon Group Holdings Inc	Barclays Bank	19,111
(7,252)	Thermon Group Holdings Inc	Goldman Sachs	2,538
4,340	Theseus Pharmaceuticals Inc	Barclays Bank	(1,432)
8,356	Theseus Pharmaceuticals Inc	Morgan Stanley	(2,757)
(19,699)	Third Coast Bancshares Inc	Barclays Bank	(197)
(1,377)	Thor Industries Inc	Bank of America Merrill Lynch	114
(5,076)	Thor Industries Inc	Barclays Bank	7,107
(6,268)	Thor Industries Inc	Goldman Sachs	25,039
(1,218)	Thor Industries Inc	HSBC	1,628
(1,408)	Thor Industries Inc	Morgan Stanley	1,972
6,592	Thorne HealthTech Inc	Barclays Bank	(2,637)
9,605	Thorne HealthTech Inc	Goldman Sachs	1,633
8,728	Thorne HealthTech Inc	HSBC	(4,626)
6,558	Thorne HealthTech Inc	Morgan Stanley	(2,623)
28,085	Thoughtworks Holding Inc	Bank of America Merrill Lynch	24,649
27,184	Thoughtworks Holding Inc	Barclays Bank	21,946
28,530	Thoughtworks Holding Inc	Goldman Sachs	936
21,470	Thoughtworks Holding Inc	HSBC	2,413
26,508	Thoughtworks Holding Inc	Morgan Stanley	18,540
(11,886)	ThredUp Inc ' A'	Bank of America Merrill Lynch	(832)
(21,211)	ThredUp Inc ' A'	Goldman Sachs	(1,485)
(13,760)	ThredUp Inc ' A'	HSBC	(2,339)

保有高	銘柄	取引相手	未実現純評価益 ／(損) (米ドル)
米国 (続き)			
(10,165)	ThredUp Inc ' A'	Morgan Stanley	(508)
3,172	Thryv Holdings Inc	Bank of America Merrill Lynch	(2,633)
1,650	Thryv Holdings Inc	Barclays Bank	(677)
7,500	Thryv Holdings Inc	Goldman Sachs	(6,225)
4,354	Thryv Holdings Inc	HSBC	(479)
7,864	Thryv Holdings Inc	Morgan Stanley	(3,224)
2,368	Tidewater Inc	Bank of America Merrill Lynch	318
5,043	Tidewater Inc	Barclays Bank	5,933
5,026	Tile Shop Holdings Inc	Barclays Bank	101
8,210	Tile Shop Holdings Inc	Goldman Sachs	(1,642)
(8,844)	Tilly' s Inc	Bank of America Merrill Lynch	(531)
(17,380)	Tilly' s Inc	Goldman Sachs	(1,043)
(20,171)	Tilly' s Inc	HSBC	(2,219)
(28,974)	Tilly' s Inc	Morgan Stanley	(1,159)
10,696	Timken Co	Bank of America Merrill Lynch	(3,530)
40,230	Timken Co	Barclays Bank	(46,265)
34,871	Timken Co	Goldman Sachs	(11,507)
36,832	Timken Co	HSBC	53,775
6,943	TimkenSteel Corp	Goldman Sachs	(6,526)
(2,525)	Titan International Inc	Goldman Sachs	2,601
(1,560)	Titan International Inc	HSBC	2,168
1,543	Titan Machinery Inc	Barclays Bank	8,533
14,337	Titan Machinery Inc	Goldman Sachs	82,438
2,370	Titan Machinery Inc	HSBC	13,509
300	TJX Cos Inc	Bank of America Merrill Lynch	(204)
(18,350)	TJX Cos Inc	Barclays Bank	10,460
(92)	TJX Cos Inc	Morgan Stanley	52
(13,915)	T-Mobile US Inc	Bank of America Merrill Lynch	(62,501)
(7,623)	T-Mobile US Inc	Barclays Bank	11,596
(897)	T-Mobile US Inc	Goldman Sachs	(4,216)
(7,375)	T-Mobile US Inc	HSBC	175
(11,590)	T-Mobile US Inc	Morgan Stanley	22,021
(20,714)	Toast Inc ' A'	Goldman Sachs	58,621
(5,573)	Toast Inc ' A'	HSBC	7,691
(18,331)	Toast Inc ' A'	Morgan Stanley	10,999
24,912	Toll Brothers Inc	Bank of America Merrill Lynch	(284)
28,680	Toll Brothers Inc	Barclays Bank	7,457
41,142	Toll Brothers Inc	Goldman Sachs	149
42,089	Toll Brothers Inc	HSBC	155,431
19,767	Toll Brothers Inc	Morgan Stanley	5,140
(8,237)	Tompkins Financial Corp	Bank of America Merrill Lynch	21,993
(5,411)	Tompkins Financial Corp	Barclays Bank	8,928
(10,418)	Tompkins Financial Corp	Goldman Sachs	26,946
(11,861)	Tompkins Financial Corp	HSBC	(7,037)
(11,265)	Tompkins Financial Corp	Morgan Stanley	18,306

保有高	銘柄	取引相手	未実現純評価益 ／(損) (米ドル)
米国 (続き)			
(39,990)	Tootsie Roll Industries Inc	Barclays Bank	30,792
1,806	TopBuild Corp	Bank of America Merrill Lynch	(14,489)
3,397	TopBuild Corp	Barclays Bank	(8,594)
4,954	TopBuild Corp	Goldman Sachs	(46,865)
5,808	TopBuild Corp	HSBC	(12,836)
2,564	TopBuild Corp	Morgan Stanley	(6,487)
13,541	Topgolf Callaway Brands Corp	Bank of America Merrill Lynch	(19,635)
80,963	Topgolf Callaway Brands Corp	Barclays Bank	—
25,649	Topgolf Callaway Brands Corp	Goldman Sachs	(37,192)
8,454	Topgolf Callaway Brands Corp	HSBC	12,800
14,506	Topgolf Callaway Brands Corp	Morgan Stanley	—
(10,922)	Toro Co	Barclays Bank	21,352
(30,923)	Toro Co	Goldman Sachs	61,382
(3,497)	Toro Co	HSBC	(1,416)
49,340	Towne Bank	Barclays Bank	(86,345)
87,184	Towne Bank	Goldman Sachs	(148,213)
31,437	Towne Bank	HSBC	(32,380)
21,283	Townsquare Media Inc ' A'	Bank of America Merrill Lynch	(15,537)
10,577	Townsquare Media Inc ' A'	Barclays Bank	(3,808)
31,746	Townsquare Media Inc ' A'	Goldman Sachs	(23,175)
5,325	Townsquare Media Inc ' A'	HSBC	(3,089)
1,849	Townsquare Media Inc ' A'	Morgan Stanley	(666)
32,636	TPG RE Finance Trust Inc (REIT)	Bank of America Merrill Lynch	(11,749)
36,916	TPG RE Finance Trust Inc (REIT)	HSBC	7,014
8,849	TPG RE Finance Trust Inc (REIT)	Morgan Stanley	(1,150)
18,494	TPI Composites Inc	Bank of America Merrill Lynch	(7,583)
4,542	TPI Composites Inc	Barclays Bank	2,271
3,996	TPI Composites Inc	HSBC	6,354
2,545	TPI Composites Inc	Morgan Stanley	1,273
1,467	Tractor Supply Co	Bank of America Merrill Lynch	5,193
(168)	Tractor Supply Co	Bank of America Merrill Lynch	(595)
2,111	Tractor Supply Co	Barclays Bank	(8,022)
(282)	Tractor Supply Co	Barclays Bank	1,072
3,102	Tractor Supply Co	Goldman Sachs	10,981
(489)	Tractor Supply Co	Goldman Sachs	(1,731)
(1,132)	Tractor Supply Co	HSBC	(14,252)
(754)	Tractor Supply Co	Morgan Stanley	2,865
618	Trade Desk Inc ' A'	Bank of America Merrill Lynch	(420)
(5,860)	Trade Desk Inc ' A'	Goldman Sachs	24,729
864	Trade Desk Inc ' A'	Goldman Sachs	924
(3,744)	Trade Desk Inc ' A'	HSBC	(22,352)
21,478	Tradeweb Markets Inc ' A'	Bank of America Merrill Lynch	12,757
13,180	Tradeweb Markets Inc ' A'	Barclays Bank	17,397
23,027	Tradeweb Markets Inc ' A'	Goldman Sachs	12,665
12,760	Tradeweb Markets Inc ' A'	HSBC	18,177

保有高	銘柄	取引相手	未実現純評価益 ／(損) (米ドル)
米国 (続き)			
3,505	Tradeweb Markets Inc ' A'	Morgan Stanley	4,387
(45,339)	Traeger Inc	Barclays Bank	13,602
(17,106)	Traeger Inc	HSBC	17,277
(37,712)	Traeger Inc	Morgan Stanley	11,314
325	Trane Technologies Plc	Bank of America Merrill Lynch	(307)
4,110	Trane Technologies Plc	Barclays Bank	(19,358)
10,571	Trane Technologies Plc	Goldman Sachs	(29,916)
5,077	Trane Technologies Plc	HSBC	20,968
2,398	Trane Technologies Plc	Morgan Stanley	(8,837)
(3,825)	Transcat Inc	Barclays Bank	11,207
(1,236)	Transcat Inc	Goldman Sachs	3,432
(613)	Transcat Inc	HSBC	(1,275)
(538)	TransMedics Group Inc	Bank of America Merrill Lynch	(1,555)
(4,249)	TransMedics Group Inc	Barclays Bank	(11,770)
(5,135)	TransMedics Group Inc	Goldman Sachs	(14,840)
(8,156)	TransUnion	Goldman Sachs	40,862
3,842	TransUnion	Goldman Sachs	(19,248)
14,807	Travel + Leisure Co	Bank of America Merrill Lynch	(23,543)
116,631	Travel + Leisure Co	Barclays Bank	(19,827)
27,107	Travel + Leisure Co	Goldman Sachs	(43,100)
(6,476)	TravelCenters of America Inc	Barclays Bank	(7,318)
(1,527)	TravelCenters of America Inc	HSBC	3,711
(149)	Travelers Cos Inc	Bank of America Merrill Lynch	147
(633)	Travelers Cos Inc	Barclays Bank	734
17,153	Travelers Cos Inc	Goldman Sachs	110,980
8,179	Travelers Cos Inc	Morgan Stanley	(9,488)
2,967	Travere Therapeutics Inc	Bank of America Merrill Lynch	(6,557)
8,674	Travere Therapeutics Inc	Barclays Bank	(4,337)
6,027	Travere Therapeutics Inc	Goldman Sachs	(13,320)
939	Travere Therapeutics Inc	HSBC	325
(7,832)	Treace Medical Concepts Inc	Bank of America Merrill Lynch	(10,417)
(7,152)	Treace Medical Concepts Inc	Barclays Bank	2,578
(3,725)	Treace Medical Concepts Inc	Goldman Sachs	(4,954)
(4,566)	Treace Medical Concepts Inc	HSBC	(6,484)
(1,873)	Treace Medical Concepts Inc	Morgan Stanley	693
17,583	Trean Insurance Group Inc	Barclays Bank	(1,582)
35,044	Trean Insurance Group Inc	Goldman Sachs	—
25,491	Trean Insurance Group Inc	HSBC	1,529
23,975	Trean Insurance Group Inc	Morgan Stanley	(2,158)
(3,085)	Tredegar Corp	Bank of America Merrill Lynch	(494)
(24,143)	Tredegar Corp	Barclays Bank	7,001
(17,338)	Tredegar Corp	Goldman Sachs	(2,774)
(37,216)	Tredegar Corp	HSBC	29,401
(26,336)	Tredegar Corp	Morgan Stanley	7,637
13,492	TreeHouse Foods Inc	Barclays Bank	(7,825)

保有高	銘柄	取引相手	未実現純評価益 ／(損) (米ドル)
米国 (続き)			
907	TreeHouse Foods Inc	Goldman Sachs	934
995	Trex Co Inc	Bank of America Merrill Lynch	(997)
(3,197)	Trex Co Inc	Barclays Bank	5,627
948	Trex Co Inc	Barclays Bank	(803)
2,295	Trex Co Inc	Goldman Sachs	(792)
2,543	Trex Co Inc	HSBC	(2,594)
(4,977)	Trex Co Inc	Morgan Stanley	8,760
561	Trex Co Inc	Morgan Stanley	(987)
4,188	Tri Pointe Homes Inc	Bank of America Merrill Lynch	(2,165)
46,058	Tri Pointe Homes Inc	Barclays Bank	(16,120)
59,394	Tri Pointe Homes Inc	Goldman Sachs	(49,297)
5,992	Tri Pointe Homes Inc	HSBC	6,651
4,643	Tri Pointe Homes Inc	Morgan Stanley	(1,625)
(1,377)	TriCo Bancshares	Bank of America Merrill Lynch	3,470
(6,450)	TriCo Bancshares	Barclays Bank	1,806
(20,537)	TriCo Bancshares	Goldman Sachs	51,753
(17,590)	TriCo Bancshares	HSBC	63,148
(2,798)	TriCo Bancshares	Morgan Stanley	783
(2,185)	TriMas Corp	Bank of America Merrill Lynch	109
(27,009)	TriMas Corp	Barclays Bank	21,337
(39,134)	TriMas Corp	Goldman Sachs	1,957
(35,943)	TriMas Corp	HSBC	(44,929)
(12,404)	TriMas Corp	Morgan Stanley	9,799
370	Trimble Inc	Bank of America Merrill Lynch	(70)
(21,707)	Trimble Inc	Barclays Bank	36,685
16,599	TriNet Group Inc	Barclays Bank	9,130
14,236	TriNet Group Inc	Goldman Sachs	13,239
2,772	TriNet Group Inc	HSBC	11,033
206	TriNet Group Inc	Morgan Stanley	113
(14,444)	Trinity Industries Inc	Barclays Bank	14,155
(16,540)	Trinity Industries Inc	Goldman Sachs	4,797
(7,133)	Trinity Industries Inc	HSBC	(2,782)
(3,444)	Trinity Industries Inc	Morgan Stanley	3,375
(55,596)	Trinity Place Holdings Inc	Bank of America Merrill Lynch	5,979
(2,631)	Trinity Place Holdings Inc	Barclays Bank	(13)
(16,263)	Trinity Place Holdings Inc	Goldman Sachs	1,749
(8,008)	Trinseo Plc	Barclays Bank	8,809
13,795	TripAdvisor Inc	Bank of America Merrill Lynch	(25,521)
6,857	TripAdvisor Inc	Barclays Bank	(412)
13,647	TripAdvisor Inc	Goldman Sachs	(25,247)
10,516	TripAdvisor Inc	HSBC	(4,015)
1,558	TripAdvisor Inc	Morgan Stanley	(93)
(21,657)	Triton International Ltd	Barclays Bank	1,975
(12,061)	Triton International Ltd	Goldman Sachs	(2,266)
(10,131)	Triton International Ltd	HSBC	(22,997)

保有高	銘柄	取引相手	未実現純評価益 ／(損) (米ドル)
米国 (続き)			
(1,424)	Triton International Ltd	Morgan Stanley	114
(762)	Triumph Bancorp Inc	Bank of America Merrill Lynch	823
(3,805)	Triumph Bancorp Inc	Barclays Bank	3,006
(1,932)	Triumph Bancorp Inc	Goldman Sachs	2,087
(582)	Triumph Bancorp Inc	HSBC	153
(1,914)	Triumph Bancorp Inc	Morgan Stanley	1,512
(35,694)	Triumph Group Inc	Barclays Bank	12,850
1,605	Tronox Holdings Plc	Bank of America Merrill Lynch	(2,584)
5,822	Tronox Holdings Plc	Barclays Bank	(5,414)
9,765	Tronox Holdings Plc	Goldman Sachs	(15,722)
10,039	Tronox Holdings Plc	HSBC	4,919
8,441	TrueBlue Inc	Bank of America Merrill Lynch	(4,558)
7,438	TrueBlue Inc	Barclays Bank	(5,727)
1,598	TrueBlue Inc	Goldman Sachs	(863)
18,335	TrueBlue Inc	HSBC	15,951
2,484	TrueBlue Inc	Morgan Stanley	(1,913)
98,486	TrueCar Inc	Bank of America Merrill Lynch	(15,265)
62,384	TrueCar Inc	Goldman Sachs	(9,670)
40,712	Truist Financial Corp	Barclays Bank	(85,902)
32,986	Truist Financial Corp	Goldman Sachs	(66,632)
37,194	Truist Financial Corp	HSBC	(6,695)
(3,581)	Trupanion Inc	Barclays Bank	5,730
511	Trupanion Inc	Barclays Bank	(818)
363	Trupanion Inc	HSBC	(541)
3,013	Trupanion Inc	Morgan Stanley	(4,821)
(8,235)	TrustCo Bank Corp NY	Bank of America Merrill Lynch	2,388
(9,313)	TrustCo Bank Corp NY	Barclays Bank	13,131
(11,842)	TrustCo Bank Corp NY	Goldman Sachs	3,434
(2,687)	TrustCo Bank Corp NY	HSBC	(2,338)
(2,914)	TrustCo Bank Corp NY	Morgan Stanley	4,109
(13,856)	Trustmark Corp	Bank of America Merrill Lynch	23,832
(15,953)	Trustmark Corp	Barclays Bank	20,579
(39,556)	Trustmark Corp	Goldman Sachs	68,036
(55,932)	Trustmark Corp	HSBC	107,949
(6,861)	Trustmark Corp	Morgan Stanley	8,851
2,112	TTEC Holdings Inc	Bank of America Merrill Lynch	(3,168)
4,927	TTEC Holdings Inc	Barclays Bank	(6,849)
3,856	TTEC Holdings Inc	Goldman Sachs	(5,784)
1,830	TTEC Holdings Inc	Morgan Stanley	(2,544)
(70,221)	TTM Technologies Inc	Barclays Bank	34,408
(65,390)	TTM Technologies Inc	Goldman Sachs	13,732
(30,299)	Tucows Inc ' A'	Barclays Bank	94,836
(1,785)	Tucows Inc ' A'	Morgan Stanley	5,587
(18,671)	Tupperware Brands Corp	Barclays Bank	(2,054)
(24,833)	Tupperware Brands Corp	Goldman Sachs	26,820

保有高	銘柄	取引相手	未実現純評価益 ／(損) (米ドル)
米国 (続き)			
(22,980)	Tupperware Brands Corp	HSBC	26,197
964	Turning Point Brands Inc	Bank of America Merrill Lynch	(266)
10,318	Turning Point Brands Inc	Barclays Bank	(2,786)
19,110	Turning Point Brands Inc	Goldman Sachs	(5,160)
3,964	Turning Point Brands Inc	HSBC	(3,013)
(14,871)	Turtle Beach Corp	Bank of America Merrill Lynch	1,636
(13,255)	Turtle Beach Corp	Barclays Bank	(4,639)
(13,089)	Turtle Beach Corp	Goldman Sachs	1,440
(20,929)	Turtle Beach Corp	HSBC	(17,580)
(3,036)	Turtle Beach Corp	Morgan Stanley	(1,063)
8,715	TuSimple Holdings Inc ' A'	Bank of America Merrill Lynch	(5,360)
(18,769)	TuSimple Holdings Inc ' A'	Bank of America Merrill Lynch	11,543
6,372	TuSimple Holdings Inc ' A'	Barclays Bank	159
11,551	TuSimple Holdings Inc ' A'	HSBC	(2,946)
8,159	TuSimple Holdings Inc ' A'	Morgan Stanley	204
(19,659)	TuSimple Holdings Inc ' A'	Morgan Stanley	(491)
11,225	Tutor Perini Corp	Barclays Bank	(13,470)
40,119	Tutor Perini Corp	Goldman Sachs	(12,838)
2,470	Tutor Perini Corp	HSBC	(1,531)
1,875	Twilio Inc ' A'	Bank of America Merrill Lynch	(722)
18,636	Twilio Inc ' A'	Barclays Bank	(9,877)
(5,921)	Twin Disc Inc	Goldman Sachs	3,789
(19,107)	Twin Disc Inc	HSBC	2,675
(9,208)	Twin Disc Inc	Morgan Stanley	(2,854)
4,131	Twist Bioscience Corp	Goldman Sachs	(20,820)
2,788	Twist Bioscience Corp	HSBC	(15,947)
2,457	Twist Bioscience Corp	Morgan Stanley	442
(57,746)	Two Harbors Investment Corp (REIT)	Barclays Bank	4,331
(33,990)	Two Harbors Investment Corp (REIT)	Goldman Sachs	15,465
(9,890)	Two Harbors Investment Corp (REIT)	HSBC	(15,972)
(11,850)	Two Harbors Investment Corp (REIT)	Morgan Stanley	889
(4,910)	Tyler Technologies Inc	Goldman Sachs	39,780
(1,029)	Tyler Technologies Inc	Morgan Stanley	1,677
7,308	Tyson Foods Inc ' A'	Bank of America Merrill Lynch	9,939
53,497	Tyson Foods Inc ' A'	Barclays Bank	(86,665)
30,090	Tyson Foods Inc ' A'	Goldman Sachs	37,590
18,163	Tyson Foods Inc ' A'	HSBC	(36,871)
3,527	Tyson Foods Inc ' A'	Morgan Stanley	(5,714)
27,846	Uber Technologies Inc	Barclays Bank	(8,354)
6,058	Uber Technologies Inc	Goldman Sachs	(2,176)
3,434	Uber Technologies Inc	HSBC	(12,774)
6,008	Uber Technologies Inc	Morgan Stanley	(1,802)
134	Ubiquiti Inc	Bank of America Merrill Lynch	(527)
(2,934)	Ubiquiti Inc	Barclays Bank	17,985
(376)	Ubiquiti Inc	Goldman Sachs	1,478

保有高	銘柄	取引相手	未実現純評価益 ／(損) (米ドル)
米国 (続き)			
(5,798)	Udemy Inc	HSBC	6,610
(3,601)	Udemy Inc	Morgan Stanley	2,917
57,272	UDR Inc (REIT)	Barclays Bank	(2,864)
12,053	UDR Inc (REIT)	Goldman Sachs	7,232
14,229	UDR Inc (REIT)	HSBC	34,999
31,625	UDR Inc (REIT)	Morgan Stanley	(1,582)
1,239	UFP Industries Inc	Bank of America Merrill Lynch	(719)
19,272	UFP Industries Inc	Barclays Bank	(51,841)
13,965	UFP Industries Inc	Goldman Sachs	(8,100)
10,594	UFP Industries Inc	HSBC	78,396
7,025	UFP Industries Inc	Morgan Stanley	(18,897)
(1,153)	UFP Technologies Inc	Bank of America Merrill Lynch	58
(2,648)	UFP Technologies Inc	Barclays Bank	4,316
(1,363)	UFP Technologies Inc	Goldman Sachs	68
(776)	UFP Technologies Inc	HSBC	(194)
(910)	UFP Technologies Inc	Morgan Stanley	1,483
(6,632)	UGI Corp	Bank of America Merrill Lynch	796
(23,484)	UGI Corp	Barclays Bank	58,240
(24,506)	UGI Corp	Goldman Sachs	2,941
(8,484)	UGI Corp	HSBC	(21,930)
(19,839)	UGI Corp	Morgan Stanley	49,200
(4,005)	UiPath Inc ' A'	Bank of America Merrill Lynch	6,929
(25,404)	UiPath Inc ' A'	Goldman Sachs	43,949
(9,660)	UiPath Inc ' A'	HSBC	(3,961)
(1,956)	UiPath Inc ' A'	Morgan Stanley	509
3,429	UiPath Inc ' A'	Morgan Stanley	(892)
1,975	Ulta Salon Cosmetics & Fragrance Inc	Goldman Sachs	30,771
624	Ulta Salon Cosmetics & Fragrance Inc	HSBC	17,928
1,436	Ulta Salon Cosmetics & Fragrance Inc	Morgan Stanley	2,599
(9,210)	Ultra Clean Holdings Inc	Barclays Bank	7,092
7,669	Ultragenyx Pharmaceutical Inc	Bank of America Merrill Lynch	7,363
18,128	Ultragenyx Pharmaceutical Inc	Barclays Bank	32,086
10,754	Ultragenyx Pharmaceutical Inc	Goldman Sachs	11,233
13,291	Ultragenyx Pharmaceutical Inc	HSBC	21,768
8,383	Ultragenyx Pharmaceutical Inc	Morgan Stanley	14,838
(21,699)	Ultralife Corp	Morgan Stanley	11,934
3,649	UMB Financial Corp	Bank of America Merrill Lynch	(5,218)
19,437	UMB Financial Corp	Barclays Bank	(29,156)
3,978	UMB Financial Corp	Goldman Sachs	(5,689)
3,327	UMB Financial Corp	HSBC	(1,771)
2,516	UMB Financial Corp	Morgan Stanley	(3,774)
(1,578)	UMH Properties Inc (REIT)	Bank of America Merrill Lynch	(319)
(21,354)	UMH Properties Inc (REIT)	Barclays Bank	11,745
(15,836)	UMH Properties Inc (REIT)	Goldman Sachs	4,673
(53,027)	UMH Properties Inc (REIT)	HSBC	9,056

保有高	銘柄	取引相手	未実現純評価益 ／(損) (米ドル)
米国 (続き)			
(5,068)	Umpqua Holdings Corp	Bank of America Merrill Lynch	2,886
31,514	Umpqua Holdings Corp	Barclays Bank	(18,908)
(15,957)	Umpqua Holdings Corp	Barclays Bank	9,574
62,905	Umpqua Holdings Corp	Goldman Sachs	(50,953)
(17,894)	Umpqua Holdings Corp	Goldman Sachs	14,494
65,472	Umpqua Holdings Corp	HSBC	(37,319)
(16,159)	Umpqua Holdings Corp	HSBC	8,518
37,318	Under Armour Inc ' A'	Barclays Bank	9,703
13,587	Under Armour Inc ' A'	Goldman Sachs	1,495
(21,940)	Under Armour Inc ' A'	Morgan Stanley	(5,704)
(9,460)	Unifi Inc	Goldman Sachs	(3,122)
(6,287)	UniFirst Corp	Barclays Bank	11,128
(3,885)	UniFirst Corp	Goldman Sachs	(272)
(4,218)	UniFirst Corp	HSBC	(21,807)
(3,719)	UniFirst Corp	Morgan Stanley	6,583
(2,465)	Union Bankshares Inc	Bank of America Merrill Lynch	(1,306)
6,228	Union Pacific Corp	Barclays Bank	(8,221)
(5,567)	Union Pacific Corp	Goldman Sachs	(6,792)
4,347	Union Pacific Corp	HSBC	34,211
(7,775)	Unisys Corp	Goldman Sachs	5,676
1,244	United Airlines Holdings Inc	Bank of America Merrill Lynch	(24)
(29,552)	United Airlines Holdings Inc	Barclays Bank	7,092
10,923	United Airlines Holdings Inc	Barclays Bank	(2,622)
4,867	United Airlines Holdings Inc	HSBC	4,190
7,340	United Airlines Holdings Inc	Morgan Stanley	(1,762)
(10,987)	United Bankshares Inc	Bank of America Merrill Lynch	12,111
(66,362)	United Bankshares Inc	Barclays Bank	71,007
(36,394)	United Bankshares Inc	Goldman Sachs	46,221
(17,163)	United Bankshares Inc	HSBC	25,058
(22,088)	United Bankshares Inc	Morgan Stanley	23,634
(14,229)	United Community Banks Inc	Bank of America Merrill Lynch	(2,448)
(27,567)	United Community Banks Inc	Barclays Bank	34,735
(683)	United Community Banks Inc	Goldman Sachs	(727)
(3,768)	United Community Banks Inc	HSBC	384
(15,780)	United Community Banks Inc	Morgan Stanley	18,948
1,488	United Fire Group Inc	Barclays Bank	30
8,733	United Fire Group Inc	Goldman Sachs	3,755
3,439	United Fire Group Inc	HSBC	6,397
549	United Fire Group Inc	Morgan Stanley	11
61,046	United Insurance Holdings Corp	Barclays Bank	482
7,130	United Insurance Holdings Corp	Goldman Sachs	(165)
29,052	United Insurance Holdings Corp	HSBC	(2,240)
29,266	United Insurance Holdings Corp	Morgan Stanley	231
3,533	United Natural Foods Inc	Barclays Bank	(1,802)
5,878	United Natural Foods Inc	Goldman Sachs	3,409

保有高	銘柄	取引相手	未実現純評価益 ／(損) (米ドル)
米国 (続き)			
10,206	United Natural Foods Inc	HSBC	20,616
4,943	United Natural Foods Inc	Morgan Stanley	(2,521)
1,482	United Parcel Service Inc ' B'	Barclays Bank	3,883
1,123	United Parcel Service Inc ' B'	Goldman Sachs	4,368
(1,918)	United Parcel Service Inc ' B'	HSBC	(31,781)
7,136	United Parcel Service Inc ' B'	HSBC	118,244
427	United Parcel Service Inc ' B'	Morgan Stanley	1,119
(1,344)	United Rentals Inc	Bank of America Merrill Lynch	17,540
(973)	United Rentals Inc	Barclays Bank	13,807
2,689	United Rentals Inc	Goldman Sachs	(43,078)
(1,950)	United Rentals Inc	Goldman Sachs	31,717
(1,189)	United Rentals Inc	HSBC	10,803
(1,156)	United Rentals Inc	Morgan Stanley	20,080
25,405	United Security Bancshares	Barclays Bank	(1,778)
10,208	United Security Bancshares	Goldman Sachs	510
12,419	United Security Bancshares	HSBC	1,739
6,150	United Security Bancshares	Morgan Stanley	(431)
64,430	United States Cellular Corp	Barclays Bank	(76,671)
28,612	United States Cellular Corp	Goldman Sachs	(41,487)
15,332	United States Cellular Corp	HSBC	(17,785)
17,106	United States Cellular Corp	Morgan Stanley	(20,356)
269	United States Lime & Minerals Inc	Bank of America Merrill Lynch	1,923
1,036	United States Lime & Minerals Inc	Barclays Bank	(611)
216	United States Lime & Minerals Inc	Goldman Sachs	1,544
456	United States Lime & Minerals Inc	HSBC	2,435
1,041	United States Lime & Minerals Inc	Morgan Stanley	(614)
(6,397)	United States Steel Corp	Bank of America Merrill Lynch	(1,119)
(21,052)	United States Steel Corp	Barclays Bank	5,474
(7,805)	United States Steel Corp	HSBC	(27,005)
(464)	United Therapeutics Corp	Barclays Bank	(738)
1,420	United Therapeutics Corp	HSBC	13,746
1,400	UnitedHealth Group Inc	Bank of America Merrill Lynch	41,874
1,030	UnitedHealth Group Inc	Barclays Bank	10,125
(115)	UnitedHealth Group Inc	Barclays Bank	(1,130)
1,135	UnitedHealth Group Inc	HSBC	(22,848)
(171)	UnitedHealth Group Inc	HSBC	(5,088)
2,269	UnitedHealth Group Inc	Morgan Stanley	22,304
29,192	Uniti Group Inc (REIT)	HSBC	(1,898)
(2,664)	Unitil Corp	Barclays Bank	1,439
(2,156)	Unitil Corp	Goldman Sachs	(367)
(4,329)	Unitil Corp	HSBC	(7,316)
9,806	Unity Bancorp Inc	Bank of America Merrill Lynch	(5,687)
4,869	Unity Bancorp Inc	Barclays Bank	(3,311)
12,757	Unity Bancorp Inc	Goldman Sachs	(7,399)
2,749	Unity Bancorp Inc	HSBC	(412)

保有高	銘柄	取引相手	未実現純評価益 ／(損) (米ドル)
米国 (続き)			
9,580	Unity Bancorp Inc	Morgan Stanley	(6,514)
(13,013)	Unity Software Inc	Bank of America Merrill Lynch	(23,163)
(8,276)	Unity Software Inc	HSBC	(87,599)
(4,955)	Unity Software Inc	Morgan Stanley	(22,149)
(12,905)	Univar Solutions Inc	Barclays Bank	1,449
4,985	Univar Solutions Inc	Goldman Sachs	14,207
(12,506)	Univar Solutions Inc	Goldman Sachs	7,212
41,768	Univar Solutions Inc	Morgan Stanley	93,143
(1,861)	Universal Corp	Bank of America Merrill Lynch	711
(6,643)	Universal Corp	Barclays Bank	11,625
(485)	Universal Corp	Goldman Sachs	131
(1,273)	Universal Corp	HSBC	(8)
(8,347)	Universal Corp	Morgan Stanley	14,607
(1,871)	Universal Display Corp	Barclays Bank	5,276
(1,976)	Universal Display Corp	Goldman Sachs	12,271
2,525	Universal Electronics Inc	Bank of America Merrill Lynch	(2,180)
3,320	Universal Electronics Inc	Barclays Bank	(863)
2,418	Universal Electronics Inc	Goldman Sachs	(2,902)
2,707	Universal Electronics Inc	HSBC	(460)
(2,002)	Universal Health Realty Income Trust (REIT)	Bank of America Merrill Lynch	(3,103)
(16,421)	Universal Health Realty Income Trust (REIT)	Barclays Bank	7,347
(27,036)	Universal Health Realty Income Trust (REIT)	Goldman Sachs	(41,368)
(21,205)	Universal Health Realty Income Trust (REIT)	HSBC	(63,403)
(2,806)	Universal Health Realty Income Trust (REIT)	Morgan Stanley	1,291
(8,077)	Universal Health Services Inc ' B'	Barclays Bank	(8,642)
(18,647)	Universal Health Services Inc ' B'	Goldman Sachs	(41,941)
(536)	Universal Health Services Inc ' B'	Morgan Stanley	(574)
11,643	Universal Insurance Holdings Inc	Barclays Bank	(4,890)
3,679	Universal Insurance Holdings Inc	HSBC	1,214
(1,247)	Universal Logistics Holdings Inc	Barclays Bank	648
(10,938)	Universal Logistics Holdings Inc	Goldman Sachs	15,532
(14,919)	Universal Logistics Holdings Inc	HSBC	(13,278)
3,266	Universal Technical Institute Inc	Bank of America Merrill Lynch	(1,208)
12,201	Universal Technical Institute Inc	Barclays Bank	—
30,115	Universal Technical Institute Inc	Goldman Sachs	(11,143)
7,929	Universal Technical Institute Inc	HSBC	(238)
17,679	Universal Technical Institute Inc	Morgan Stanley	—
21,413	Univest Financial Corp	Bank of America Merrill Lynch	(15,631)
29,477	Univest Financial Corp	Barclays Bank	(20,044)
71,432	Univest Financial Corp	Goldman Sachs	(52,145)
3,389	Univest Financial Corp	HSBC	(1,932)
22,286	Unum Group	Bank of America Merrill Lynch	14,071
4,225	Unum Group	Barclays Bank	(1,268)
37,496	Unum Group	Goldman Sachs	23,223
14,210	Unum Group	HSBC	(34,409)

保有高	銘柄	取引相手	未実現純評価益 ／(損) (米ドル)
米国 (続き)			
15,802	Unum Group	Morgan Stanley	(4,741)
8,162	Upland Software Inc	Bank of America Merrill Lynch	(8,897)
12,082	Upland Software Inc	Barclays Bank	(725)
7,117	Upland Software Inc	Goldman Sachs	(7,758)
25,756	Upland Software Inc	HSBC	6,181
2,544	Upland Software Inc	Morgan Stanley	(153)
(16,897)	Upwork Inc	Goldman Sachs	56,689
(3,547)	Upwork Inc	HSBC	2,004
(26,193)	Uranium Energy Corp	Bank of America Merrill Lynch	11,263
(33,479)	Uranium Energy Corp	Goldman Sachs	14,396
(27,460)	Uranium Energy Corp	HSBC	8,513
(83,344)	Uranium Energy Corp	Morgan Stanley	12,502
(20,227)	Urban Edge Properties (REIT)	Bank of America Merrill Lynch	(3,236)
(154,727)	Urban Edge Properties (REIT)	Barclays Bank	(10,831)
(108,967)	Urban Edge Properties (REIT)	Goldman Sachs	(17,435)
(24,357)	Urban Edge Properties (REIT)	HSBC	(25,088)
(6,763)	Urban One Inc	Goldman Sachs	3,990
5,521	Urban Outfitters Inc	Barclays Bank	3,644
26,448	Urban Outfitters Inc	Goldman Sachs	64,533
11,892	Urban Outfitters Inc	HSBC	55,179
13,775	Ur-Energy Inc	Bank of America Merrill Lynch	(551)
21,782	Ur-Energy Inc	Barclays Bank	871
105,254	Ur-Energy Inc	Goldman Sachs	(4,210)
25,000	Ur-Energy Inc	HSBC	(1,250)
3,782	UroGen Pharma Ltd	Barclays Bank	3,101
11,300	UroGen Pharma Ltd	Goldman Sachs	(7,458)
12,971	UroGen Pharma Ltd	Morgan Stanley	10,636
(52,651)	Urstadt Biddle Properties Inc ' A' (REIT)	Barclays Bank	20,007
(103,805)	Urstadt Biddle Properties Inc ' A' (REIT)	Goldman Sachs	13,495
(41,360)	Urstadt Biddle Properties Inc ' A' (REIT)	HSBC	(11,581)
(5,950)	Urstadt Biddle Properties Inc ' A' (REIT)	Morgan Stanley	2,261
22,210	US Bancorp	Bank of America Merrill Lynch	1,999
71,724	US Bancorp	Barclays Bank	(3,586)
104,230	US Bancorp	Goldman Sachs	9,381
14,267	US Bancorp	HSBC	(3,978)
(4,401)	US Foods Holding Corp	Bank of America Merrill Lynch	(8,054)
(26,734)	US Foods Holding Corp	Barclays Bank	(1,871)
(8,609)	US Foods Holding Corp	Goldman Sachs	(15,350)
(982)	US Foods Holding Corp	HSBC	(2,155)
59,520	US Oncology Inc	Bank of America Merrill Lynch	(59)
7,474	US Oncology Inc π	Barclays Bank	—
41,718	US Oncology Inc	Goldman Sachs	(42)
8,296	US Oncology Inc π	Morgan Stanley	—
(995)	US Physical Therapy Inc	Bank of America Merrill Lynch	(468)
(10,053)	US Physical Therapy Inc	Barclays Bank	5,630

保有高	銘柄	取引相手	未実現純評価益 ／(損) (米ドル)
米国 (続き)			
(3,162)	US Physical Therapy Inc	Goldman Sachs	(1,486)
(2,235)	US Physical Therapy Inc	HSBC	2,503
(3,256)	US Physical Therapy Inc	Morgan Stanley	1,823
7,407	US Silica Holdings Inc	Bank of America Merrill Lynch	(9,370)
15,361	US Silica Holdings Inc	Barclays Bank	(12,212)
6,037	US Silica Holdings Inc	Goldman Sachs	(7,637)
1,730	US Silica Holdings Inc	HSBC	(3,036)
22,852	US Silica Holdings Inc	Morgan Stanley	(17,002)
(8,746)	US Xpress Enterprises Inc ' A'	Bank of America Merrill Lynch	(2,449)
(17,283)	US Xpress Enterprises Inc ' A'	Barclays Bank	(2,420)
1,584	USANA Health Sciences Inc	Bank of America Merrill Lynch	3,187
8,951	USANA Health Sciences Inc	Barclays Bank	5,818
10,878	USANA Health Sciences Inc	Goldman Sachs	23,279
582	USANA Health Sciences Inc	HSBC	2,031
5,304	USANA Health Sciences Inc	Morgan Stanley	3,448
1,585	USCB Financial Holdings Inc	Barclays Bank	(164)
1,405	USCB Financial Holdings Inc	Morgan Stanley	(207)
(2,296)	Utah Medical Products Inc	HSBC	(2,181)
(3,750)	Utah Medical Products Inc	Morgan Stanley	15,862
(1,789)	Utz Brands Inc	Barclays Bank	(322)
(4,840)	Utz Brands Inc	Goldman Sachs	(4,695)
(6,657)	Utz Brands Inc	Morgan Stanley	(1,198)
6,755	V2X Inc	Barclays Bank	(8,174)
20,439	V2X Inc	Goldman Sachs	(62,339)
(80,632)	VAALCO Energy Inc	Bank of America Merrill Lynch	36,284
(93,385)	VAALCO Energy Inc	Barclays Bank	24,280
(20,355)	Vacasa Inc ' A'	HSBC	49,463
(28,341)	Vacasa Inc ' A'	Morgan Stanley	1,417
(2,020)	Vail Resorts Inc	Bank of America Merrill Lynch	(16,810)
(6,041)	Vail Resorts Inc	Barclays Bank	43,072
(4,969)	Vail Resorts Inc	Goldman Sachs	(56,200)
(1,564)	Vail Resorts Inc	HSBC	(30,084)
(724)	Vail Resorts Inc	Morgan Stanley	5,162
(27,872)	Valaris Ltd	Barclays Bank	56,580
(20,826)	Valaris Ltd	Goldman Sachs	93,813
(34,095)	Valaris Ltd	HSBC	65,438
(2,523)	Valaris Ltd	Morgan Stanley	5,122
8,394	Valero Energy Corp	Morgan Stanley	(57,919)
(4,928)	Valhi Inc	Bank of America Merrill Lynch	14,414
(3,753)	Valhi Inc	Barclays Bank	7,600
(9,034)	Valhi Inc	Goldman Sachs	26,424
(9,432)	Valhi Inc	HSBC	4,292
(786)	Valhi Inc	Morgan Stanley	1,592
(176,430)	Valley National Bancorp	Bank of America Merrill Lynch	84,686
(128,421)	Valley National Bancorp	Barclays Bank	51,368

保有高	銘柄	取引相手	未実現純評価益 ／(損) (米ドル)
米国 (続き)			
(273,941)	Valley National Bancorp	Goldman Sachs	129,274
(384,924)	Valley National Bancorp	HSBC	23,946
(84,768)	Valley National Bancorp	Morgan Stanley	33,907
2,734	Valmont Industries Inc	Barclays Bank	(16,021)
3,247	Valmont Industries Inc	Goldman Sachs	22,274
(72)	Valmont Industries Inc	Goldman Sachs	(494)
1,116	Valmont Industries Inc	HSBC	12,220
(774)	Valmont Industries Inc	HSBC	(9,019)
1,535	Valmont Industries Inc	Morgan Stanley	(8,995)
(137)	Valmont Industries Inc	Morgan Stanley	803
(571)	Value Line Inc	Bank of America Merrill Lynch	5,736
(1,145)	Value Line Inc	HSBC	2,822
69,216	Valvoline Inc	Barclays Bank	(59,483)
84,786	Valvoline Inc	Goldman Sachs	(128,000)
13,810	Valvoline Inc	HSBC	(21,049)
19,484	Valvoline Inc	Morgan Stanley	(17,146)
(8,418)	Vanda Pharmaceuticals Inc	Bank of America Merrill Lynch	1,006
(3,613)	Vanda Pharmaceuticals Inc	Barclays Bank	686
(36,370)	Vanda Pharmaceuticals Inc	Goldman Sachs	4,394
(9,962)	Vanda Pharmaceuticals Inc	HSBC	(938)
(11,171)	Vanda Pharmaceuticals Inc	Morgan Stanley	2,122
(6,885)	Vapotherm Inc	Bank of America Merrill Lynch	(2,139)
(10,440)	Vapotherm Inc	Barclays Bank	(3,546)
(17,068)	Vapotherm Inc	Goldman Sachs	(5,303)
(4,954)	Vapotherm Inc	HSBC	(989)
10,438	Varex Imaging Corp	Bank of America Merrill Lynch	(18,162)
20,235	Varex Imaging Corp	Barclays Bank	(24,484)
15,542	Varex Imaging Corp	Goldman Sachs	(27,043)
25,280	Varex Imaging Corp	HSBC	(24,774)
18,225	Varex Imaging Corp	Morgan Stanley	(22,052)
39,163	Varonis Systems Inc	Barclays Bank	7,833
14,564	Varonis Systems Inc	Goldman Sachs	(16,895)
9,463	Varonis Systems Inc	HSBC	16,655
2,634	Varonis Systems Inc	Morgan Stanley	527
(41,725)	Vaxart Inc	Barclays Bank	6,467
(6,056)	Vaxart Inc	Goldman Sachs	2,332
(14,997)	Vaxart Inc	HSBC	2,774
(9,632)	Vaxcyte Inc	Barclays Bank	(20,420)
(78,934)	VBI Vaccines Inc	Bank of America Merrill Lynch	10,182
(107,240)	VBI Vaccines Inc	Barclays Bank	4,129
(24,635)	VBI Vaccines Inc	Goldman Sachs	3,178
(29,974)	VBI Vaccines Inc	HSBC	2,785
(25,069)	Vector Group Ltd	Barclays Bank	2,256
(50,681)	Vector Group Ltd	Goldman Sachs	(8,109)
(9,576)	Vector Group Ltd	HSBC	(1,724)

保有高	銘柄	取引相手	未実現純評価益 ／(損) (米ドル)
米国 (続き)			
(13,550)	Vector Group Ltd	Morgan Stanley	1,220
5,473	Veeco Instruments Inc	Bank of America Merrill Lynch	(6,075)
8,645	Veeco Instruments Inc	Barclays Bank	(7,608)
10,408	Veeco Instruments Inc	Goldman Sachs	(10,429)
19,467	Veeco Instruments Inc	HSBC	3,234
19,618	Veeco Instruments Inc	Morgan Stanley	(17,264)
1,440	Veeva Systems Inc ' A'	Barclays Bank	(2,753)
2,625	Veeva Systems Inc ' A'	Goldman Sachs	(22,260)
6,298	Veeva Systems Inc ' A'	Morgan Stanley	(15,217)
(39,664)	Velo3D Inc	HSBC	37,062
(18,325)	Velo3D Inc	Morgan Stanley	2,382
573	Velocity Financial Inc	Bank of America Merrill Lynch	(66)
13,880	Velocity Financial Inc	HSBC	17,003
15,185	Velocity Financial Inc	Morgan Stanley	(2,050)
15,553	Ventas Inc (REIT)	Bank of America Merrill Lynch	6,066
32,619	Ventas Inc (REIT)	Barclays Bank	20,876
33,645	Ventas Inc (REIT)	Goldman Sachs	13,122
23,680	Ventas Inc (REIT)	HSBC	73,408
(1,103)	Ventyx Biosciences Inc	Morgan Stanley	(2,041)
(67,959)	Venus Concept Inc	Barclays Bank	(1,448)
(19,015)	Venus Concept Inc	Goldman Sachs	(563)
16,632	Vera Bradley Inc	Barclays Bank	(1,746)
19,926	Vera Bradley Inc	Goldman Sachs	(2,092)
14,954	Vera Bradley Inc	HSBC	3,365
16,294	Vera Bradley Inc	Morgan Stanley	(1,711)
(2,144)	Vera Therapeutics Inc	Barclays Bank	1,244
(1,122)	Vera Therapeutics Inc	HSBC	1,111
2,097	Veracyte Inc	Barclays Bank	994
2,733	Veracyte Inc	Goldman Sachs	662
12,740	Verastem Inc	Barclays Bank	735
12,557	Verastem Inc	Goldman Sachs	257
44,735	Verastem Inc	HSBC	1,718
4,120	Verastem Inc	Morgan Stanley	238
(7,098)	Vericel Corp	Barclays Bank	(71)
(5,889)	Vericel Corp	Goldman Sachs	7,732
(1,320)	Vericel Corp	Morgan Stanley	(13)
11,289	Verint Systems Inc	Barclays Bank	(7,564)
20,465	Verint Systems Inc	Goldman Sachs	(40,111)
11,652	Verint Systems Inc	HSBC	44,161
(1,256)	Veris Residential Inc (REIT)	Bank of America Merrill Lynch	(1,642)
(11,202)	Veris Residential Inc (REIT)	Barclays Bank	(2,240)
(10,603)	Veris Residential Inc (REIT)	Goldman Sachs	(10,091)
(5,640)	Veris Residential Inc (REIT)	HSBC	(2,028)
(2,820)	Veris Residential Inc (REIT)	Morgan Stanley	(564)
(3,656)	VeriSign Inc	Bank of America Merrill Lynch	7,239

保有高	銘柄	取引相手	未実現純評価益 ／(損) (米ドル)
米国 (続き)			
(2,782)	VeriSign Inc	Barclays Bank	11,434
(13,197)	VeriSign Inc	Goldman Sachs	26,130
(4,016)	VeriSign Inc	HSBC	(51,485)
(3,585)	Verisk Analytics Inc	Bank of America Merrill Lynch	(8,927)
(14,692)	Verisk Analytics Inc	Barclays Bank	(12,341)
(5,912)	Verisk Analytics Inc	HSBC	(52,558)
(2,370)	Veritiv Corp	Barclays Bank	(1,730)
(1,404)	Veritiv Corp	Goldman Sachs	(1,432)
(1,010)	Veritiv Corp	HSBC	(9,908)
(4,508)	Veritone Inc	Barclays Bank	(451)
(21,561)	Veritone Inc	Goldman Sachs	23,286
19,145	Verizon Communications Inc	Bank of America Merrill Lynch	11,296
16,953	Verizon Communications Inc	Barclays Bank	(15,427)
24,710	Verizon Communications Inc	Goldman Sachs	13,995
3,984	Verizon Communications Inc	HSBC	1,673
54,870	Verizon Communications Inc	Morgan Stanley	(49,932)
(2,797)	Verra Mobility Corp	Bank of America Merrill Lynch	(587)
(24,714)	Verra Mobility Corp	Barclays Bank	4,201
(37,147)	Verra Mobility Corp	Goldman Sachs	(7,801)
(7,523)	Verra Mobility Corp	HSBC	(16,475)
(4,709)	Verrica Pharmaceuticals Inc	Bank of America Merrill Lynch	(2,307)
(3,298)	Verrica Pharmaceuticals Inc	Barclays Bank	99
(10,174)	Verrica Pharmaceuticals Inc	Goldman Sachs	(4,985)
(2,085)	Verrica Pharmaceuticals Inc	HSBC	(1,147)
(2,050)	Verrica Pharmaceuticals Inc	Morgan Stanley	62
(11,569)	Vertex Energy Inc	Barclays Bank	6,594
(20,369)	Vertex Energy Inc	HSBC	18,943
(11,512)	Vertex Energy Inc	Morgan Stanley	6,562
1,499	Vertex Inc ' A'	Bank of America Merrill Lynch	(1,175)
1,532	Vertex Inc ' A'	Barclays Bank	1,425
4,333	Vertex Inc ' A'	HSBC	2,283
2,576	Vertex Inc ' A'	Morgan Stanley	2,396
565	Vertex Pharmaceuticals Inc	Goldman Sachs	7,305
(1,548)	Vertex Pharmaceuticals Inc	HSBC	(18,127)
(691)	Vertex Pharmaceuticals Inc	Morgan Stanley	2,260
(41,511)	Vertiv Holdings Co	Barclays Bank	26,567
(5,742)	Vertiv Holdings Co	Goldman Sachs	8,785
(19,064)	Veru Inc	Barclays Bank	(3,171)
(2,234)	Verve Therapeutics Inc	Barclays Bank	1,653
(6,190)	Verve Therapeutics Inc	Morgan Stanley	4,581
2,491	VF Corp	Bank of America Merrill Lynch	(1,821)
(13,539)	VF Corp	Barclays Bank	26,536
2,367	VF Corp	Goldman Sachs	(4,392)
11,289	VF Corp	HSBC	35,673
(2,328)	VF Corp	Morgan Stanley	4,563

保有高	銘柄	取引相手	未実現純評価益 ／(損) (米ドル)
米国 (続き)			
(5,501)	Via Renewables Inc	Bank of America Merrill Lynch	5,446
(21,138)	Via Renewables Inc	Barclays Bank	22,406
(17,716)	Via Renewables Inc	HSBC	13,818
(909)	Via Renewables Inc	Morgan Stanley	964
(2,504)	Viad Corp	Barclays Bank	(5,058)
(3,803)	Viad Corp	Goldman Sachs	(951)
1,454	Viant Technology Inc ' A'	Barclays Bank	(276)
14,621	Viant Technology Inc ' A'	Goldman Sachs	(7,311)
3,526	Viant Technology Inc ' A'	HSBC	(3,984)
1,895	Viant Technology Inc ' A'	Morgan Stanley	(360)
(990)	Viasat Inc	Bank of America Merrill Lynch	3,693
(5,187)	Viasat Inc	Goldman Sachs	19,348
(2,361)	Viasat Inc	HSBC	10,766
(15,005)	Viatis Inc	Bank of America Merrill Lynch	5,102
(45,443)	Viatis Inc	Goldman Sachs	15,451
26,463	Viatis Inc	Morgan Stanley	(2,382)
51,180	Viavi Solutions Inc	Barclays Bank	(16,122)
21,466	Viavi Solutions Inc	Goldman Sachs	(5,259)
(11,717)	Vicarious Surgical Inc	HSBC	(66)
(5,648)	Vicarious Surgical Inc	Morgan Stanley	1,525
(35,895)	VICI Properties Inc (REIT)	Barclays Bank	(10,410)
8,182	VICI Properties Inc (REIT)	Barclays Bank	2,373
(78,123)	VICI Properties Inc (REIT)	Goldman Sachs	(130,465)
13,229	VICI Properties Inc (REIT)	Goldman Sachs	23,678
5,367	VICI Properties Inc (REIT)	HSBC	6,897
(2,370)	Vicor Corp	Barclays Bank	5,937
(3,140)	Vicor Corp	Goldman Sachs	17,819
(496)	Victoria' s Secret & Co	Bank of America Merrill Lynch	771
(11,154)	Victoria' s Secret & Co	Barclays Bank	32,904
(6,736)	Victoria' s Secret & Co	Goldman Sachs	5,234
(837)	Victoria' s Secret & Co	HSBC	(2,913)
(1,369)	Victoria' s Secret & Co	Morgan Stanley	4,039
(6,716)	Victory Capital Holdings Inc ' A'	Bank of America Merrill Lynch	22,963
(8,277)	Victory Capital Holdings Inc ' A'	Barclays Bank	29,301
(9,623)	Victory Capital Holdings Inc ' A'	Goldman Sachs	34,258
(10,202)	Victory Capital Holdings Inc ' A'	HSBC	10,406
(5,590)	Victory Capital Holdings Inc ' A'	Morgan Stanley	19,789
(20,446)	Viemed Healthcare Inc	Barclays Bank	(7,361)
27,678	ViewRay Inc	Barclays Bank	3,598
44,101	ViewRay Inc	Goldman Sachs	11,025
38,590	ViewRay Inc	Morgan Stanley	5,017
(36,125)	Viking Therapeutics Inc	Barclays Bank	(723)
(27,840)	Village Super Market Inc ' A'	Barclays Bank	(15,312)
(19,625)	Village Super Market Inc ' A'	Goldman Sachs	15,504
(5,208)	Village Super Market Inc ' A'	HSBC	990

保有高	銘柄	取引相手	未実現純評価益 ／(損) (米ドル)
	米国 (続き)		
1,137	Vimeo Inc	Bank of America Merrill Lynch	(853)
59,158	Vimeo Inc	Barclays Bank	(18,930)
93,282	Vimeo Inc	Goldman Sachs	(69,962)
117,716	Vimeo Inc	HSBC	(24,720)
79,701	Vimeo Inc	Morgan Stanley	(25,505)
(11,185)	Vince Holding Corp	Barclays Bank	1,566
(13,891)	Vince Holding Corp	Morgan Stanley	1,945
2,907	Vincerx Pharma Inc	Bank of America Merrill Lynch	(368)
2,533	Vincerx Pharma Inc	Barclays Bank	—
7,067	Vincerx Pharma Inc	Morgan Stanley	—
8,125	Vintage Wine Estates Inc	Bank of America Merrill Lynch	1,056
21,645	Vintage Wine Estates Inc	Barclays Bank	2,381
4,999	Vintage Wine Estates Inc	Goldman Sachs	650
10,166	Vintage Wine Estates Inc	HSBC	9,658
13,492	Vintage Wine Estates Inc	Morgan Stanley	1,484
(988)	Vir Biotechnology Inc	Bank of America Merrill Lynch	(138)
3,306	Vir Biotechnology Inc	Barclays Bank	264
14,578	Vir Biotechnology Inc	Goldman Sachs	2,041
7,466	Vir Biotechnology Inc	Morgan Stanley	597
(3,490)	Vir Biotechnology Inc	Morgan Stanley	(279)
2,668	Viracta Therapeutics Inc	Barclays Bank	(667)
300	Viracta Therapeutics Inc	Goldman Sachs	(180)
(91,152)	Virgin Galactic Holdings Inc	Barclays Bank	17,319
25,089	Virgin Galactic Holdings Inc	Goldman Sachs	(16,559)
(83,424)	Virgin Galactic Holdings Inc	Morgan Stanley	15,851
(1,863)	Viridian Therapeutics Inc	Bank of America Merrill Lynch	(5,831)
(159,679)	VirnetX Holding Corp	Goldman Sachs	(3,194)
1,975	Virtu Financial Inc ' A'	Bank of America Merrill Lynch	(1,165)
4,592	Virtu Financial Inc ' A'	Barclays Bank	(3,628)
21,625	Virtu Financial Inc ' A'	Goldman Sachs	(12,759)
9,699	Virtu Financial Inc ' A'	Morgan Stanley	(7,662)
426	Virtus Investment Partners Inc	Bank of America Merrill Lynch	(1,197)
2,539	Virtus Investment Partners Inc	Barclays Bank	1,853
218	Virtus Investment Partners Inc	Goldman Sachs	(613)
389	Virtus Investment Partners Inc	Morgan Stanley	284
(4,567)	Visa Inc ' A'	Barclays Bank	3,973
11,986	Visa Inc ' A'	Barclays Bank	(10,428)
(7,660)	Visa Inc ' A'	Morgan Stanley	6,664
12,328	Vishay Intertechnology Inc	Goldman Sachs	(8,136)
8,259	Vishay Intertechnology Inc	HSBC	2,147
(9,483)	Vishay Precision Group Inc	Barclays Bank	18,871
(18,101)	Vishay Precision Group Inc	Goldman Sachs	(3,620)
(1,919)	Vishay Precision Group Inc	HSBC	(7,695)
(25,256)	VistaGen Therapeutics Inc	Bank of America Merrill Lynch	104
(80,551)	VistaGen Therapeutics Inc	Barclays Bank	(1,281)

保有高	銘柄	取引相手	未実現純評価益 ／(損) (米ドル)
米国 (続き)			
(19,547)	VistaGen Therapeutics Inc	HSBC	(672)
1,353	Visteon Corp	Bank of America Merrill Lynch	(5,074)
5,257	Visteon Corp	Barclays Bank	(47,103)
5,497	Visteon Corp	Goldman Sachs	(21,803)
1,187	Visteon Corp	HSBC	5,068
2,984	Visteon Corp	Morgan Stanley	(26,737)
50,036	Vistra Corp	Barclays Bank	36,026
168,010	Vistra Corp	Goldman Sachs	243,614
47,373	Vistra Corp	HSBC	1,421
(6,618)	Vita Coco Co Inc	Goldman Sachs	(5,559)
(2,767)	Vita Coco Co Inc	HSBC	(6,585)
(4,650)	Vita Coco Co Inc	Morgan Stanley	(4,743)
32,067	Vital Farms Inc	Barclays Bank	(9,941)
6,515	Vital Farms Inc	Goldman Sachs	(6,710)
13,677	Vital Farms Inc	HSBC	(10,395)
165	Vital Farms Inc	Morgan Stanley	(51)
2,915	Vivid Seats Inc ' A'	Bank of America Merrill Lynch	(2,711)
3,299	Vivid Seats Inc ' A'	Barclays Bank	(66)
3,489	Vivid Seats Inc ' A'	Goldman Sachs	(3,245)
6,775	Vivid Seats Inc ' A'	HSBC	(5,691)
5,369	Vivid Seats Inc ' A'	Morgan Stanley	(107)
(19,041)	Vivint Smart Home Inc	Barclays Bank	(1,333)
(13,324)	Vivint Smart Home Inc	Goldman Sachs	14,656
(11,537)	Vivint Smart Home Inc	Morgan Stanley	(808)
(19,619)	Vizio Holding Corp ' A'	Barclays Bank	196
(19,882)	Volta Inc	HSBC	6,851
(35,827)	Volta Inc	Morgan Stanley	3,576
(17,103)	Vontier Corp	Barclays Bank	7,354
(51,574)	Vontier Corp	Goldman Sachs	70,656
(32,141)	Vontier Corp	HSBC	(17,356)
6,675	Vor BioPharma Inc	Goldman Sachs	(2,136)
(3,217)	Vornado Realty Trust (REIT)	Bank of America Merrill Lynch	338
(77,878)	Vornado Realty Trust (REIT)	Barclays Bank	(24,531)
(49,561)	Vornado Realty Trust (REIT)	Goldman Sachs	5,204
(91,188)	Vornado Realty Trust (REIT)	HSBC	(177,361)
(27,922)	Vornado Realty Trust (REIT)	Morgan Stanley	(8,795)
(7,684)	VOXX International Corp	Bank of America Merrill Lynch	1,921
(17,167)	VOXX International Corp	Barclays Bank	858
(15,435)	VOXX International Corp	Goldman Sachs	3,859
(3,911)	VOXX International Corp	HSBC	(2,503)
398	Voya Financial Inc	Bank of America Merrill Lynch	119
22,811	Voya Financial Inc	Barclays Bank	(39,464)
28,429	Voya Financial Inc	Goldman Sachs	8,529
33,090	Voya Financial Inc	HSBC	(146,258)
14,098	Voyager Therapeutics Inc	Bank of America Merrill Lynch	2,001

保有高	銘柄	取引相手	未実現純評価益 ／(損) (米ドル)
米国 (続き)			
7,466	Voyager Therapeutics Inc	Goldman Sachs	149
3,649	Voyager Therapeutics Inc	HSBC	1,095
3,533	Voyager Therapeutics Inc	Morgan Stanley	(71)
32,980	Vroom Inc	Bank of America Merrill Lynch	3,793
12,629	Vroom Inc	Barclays Bank	1,263
51,926	Vroom Inc	Goldman Sachs	5,971
39,102	Vroom Inc	HSBC	10,773
1,789	Vroom Inc	Morgan Stanley	179
(11,709)	VSE Corp	Barclays Bank	25,935
(3,663)	VSE Corp	Goldman Sachs	6,026
117	Vulcan Materials Co	Bank of America Merrill Lynch	309
15,048	Vulcan Materials Co	Barclays Bank	(56,280)
5,383	Vulcan Materials Co	Goldman Sachs	14,211
(6,078)	Vulcan Materials Co	Goldman Sachs	(16,046)
2,300	Vulcan Materials Co	HSBC	13,892
9,800	Vulcan Materials Co	Morgan Stanley	(36,652)
(60,882)	Vuzix Corp	HSBC	48,706
(8,953)	VYNE Therapeutics Inc	Barclays Bank	(80)
(49,252)	VYNE Therapeutics Inc	Goldman Sachs	951
17,533	W R Berkley Corp	Barclays Bank	6,035
73,133	W R Berkley Corp	Goldman Sachs	379,224
4,602	W R Berkley Corp	HSBC	(496)
12,597	W R Berkley Corp	Morgan Stanley	(715)
(3,669)	W&T Offshore Inc	Bank of America Merrill Lynch	216
(24,428)	W&T Offshore Inc	Goldman Sachs	22,460
(22,840)	W&T Offshore Inc	HSBC	42,026
(3,108)	Wabash National Corp	Bank of America Merrill Lynch	280
(1,987)	Wabash National Corp	Barclays Bank	1,073
(2,286)	Wabash National Corp	Goldman Sachs	606
(5,387)	Wabash National Corp	HSBC	(9,481)
(1,602)	Wabash National Corp	Morgan Stanley	865
(1,314)	Waitr Holdings Inc	Goldman Sachs	1,957
(35,108)	Walgreens Boots Alliance Inc	Barclays Bank	34,406
15,208	Walgreens Boots Alliance Inc	Barclays Bank	(14,904)
(7,714)	Walgreens Boots Alliance Inc	Goldman Sachs	(1,234)
13,805	Walgreens Boots Alliance Inc	Goldman Sachs	2,209
(1,007)	Walker & Dunlop Inc	Bank of America Merrill Lynch	(2,858)
(6,265)	Walker & Dunlop Inc	Barclays Bank	(14,392)
(6,828)	Walker & Dunlop Inc	Goldman Sachs	(2,799)
(4,083)	Walker & Dunlop Inc	HSBC	(2,999)
(4,887)	Walker & Dunlop Inc	Morgan Stanley	(12,071)
973	Walmart Inc	Bank of America Merrill Lynch	4,205
(4,554)	Walmart Inc	Barclays Bank	(3,233)
3,111	Walmart Inc	Barclays Bank	2,209
3,819	Walmart Inc	Goldman Sachs	14,995

保有高	銘柄	取引相手	未実現純評価益 ／(損) (米ドル)
米国 (続き)			
425	Walmart Inc	HSBC	1,101
5,346	Walt Disney Co	Barclays Bank	(10,799)
(9,766)	Walt Disney Co	Goldman Sachs	12,891
1,684	Walt Disney Co	Morgan Stanley	(3,402)
1,550	Warby Parker Inc ' A'	Barclays Bank	(543)
(8,235)	Warner Music Group Corp ' A'	Bank of America Merrill Lynch	(35,987)
(21,090)	Warner Music Group Corp ' A'	Barclays Bank	(45,554)
(15,761)	Warner Music Group Corp ' A'	Goldman Sachs	(68,876)
(8,559)	Warner Music Group Corp ' A'	HSBC	(57,003)
1,927	Warrior Met Coal Inc	HSBC	771
2,990	Warrior Met Coal Inc	Morgan Stanley	4,731
7,747	Washington Federal Inc	Bank of America Merrill Lynch	(12,240)
14,338	Washington Federal Inc	Barclays Bank	(16,345)
1,721	Washington Federal Inc	Goldman Sachs	(2,719)
9,168	Washington Federal Inc	HSBC	(36,214)
4,419	Washington Federal Inc	Morgan Stanley	(5,038)
6,176	Washington Trust Bancorp Inc	Bank of America Merrill Lynch	(4,323)
13,017	Washington Trust Bancorp Inc	Barclays Bank	(12,887)
3,556	Washington Trust Bancorp Inc	Goldman Sachs	(1,765)
4,135	Washington Trust Bancorp Inc	HSBC	1,333
3,533	Washington Trust Bancorp Inc	Morgan Stanley	(3,498)
(2,286)	Waste Connections Inc	Bank of America Merrill Lynch	(13,244)
(14,549)	Waste Connections Inc	Barclays Bank	(8,875)
(7,687)	Waste Connections Inc	Goldman Sachs	(48,505)
(2,196)	Waste Connections Inc	HSBC	(6,389)
(6,253)	Waste Connections Inc	Morgan Stanley	(3,814)
(1,377)	Waste Management Inc	Bank of America Merrill Lynch	(11,884)
(2,928)	Waste Management Inc	Barclays Bank	(7,261)
4,470	Waste Management Inc	Barclays Bank	11,086
(2,215)	Waste Management Inc	Goldman Sachs	(19,115)
(1,450)	Waste Management Inc	HSBC	(8,821)
2,255	Waters Corp	Barclays Bank	(5,773)
1,090	Waters Corp	Goldman Sachs	5,035
1,160	Waters Corp	HSBC	25,346
(1,802)	Waterstone Financial Inc	Bank of America Merrill Lynch	360
(14,505)	Waterstone Financial Inc	Barclays Bank	4,206
(24,205)	Waterstone Financial Inc	Goldman Sachs	4,841
(12,915)	Waterstone Financial Inc	HSBC	904
(3,516)	Waterstone Financial Inc	Morgan Stanley	1,020
(2,125)	Watsco Inc	Bank of America Merrill Lynch	47,642
222	Watsco Inc	Bank of America Merrill Lynch	(2,712)
2,177	Watsco Inc	Goldman Sachs	(48,808)
(1,338)	Watsco Inc	Morgan Stanley	24,793
210	Watsco Inc	Morgan Stanley	(3,891)
923	Watts Water Technologies Inc ' A'	Bank of America Merrill Lynch	(3,507)

保有高	銘柄	取引相手	未実現純評価益 ／(損) (米ドル)
米国 (続き)			
13,223	Watts Water Technologies Inc ' A'	Barclays Bank	(78,545)
8,807	Watts Water Technologies Inc ' A'	Goldman Sachs	(33,467)
7,892	Watts Water Technologies Inc ' A'	HSBC	59,348
3,088	Watts Water Technologies Inc ' A'	Morgan Stanley	(17,587)
7,020	WaVe Life Sciences Ltd	Barclays Bank	—
5,923	WaVe Life Sciences Ltd	HSBC	4,487
(8,346)	Wayfair Inc ' A'	Bank of America Merrill Lynch	70,858
668	Wayfair Inc ' A'	Goldman Sachs	1,238
(6,688)	WD-40 Co	Barclays Bank	55,243
(6,236)	WD-40 Co	Goldman Sachs	50,262
(4,110)	WD-40 Co	HSBC	(21,496)
(752)	WD-40 Co	Morgan Stanley	6,212
(7,920)	Webster Financial Corp	Barclays Bank	8,078
(20,073)	Webster Financial Corp	Goldman Sachs	6,364
(6,738)	Webster Financial Corp	HSBC	2,501
(1,109)	WEC Energy Group Inc	Bank of America Merrill Lynch	(851)
(2,436)	WEC Energy Group Inc	Barclays Bank	(244)
(22,432)	WEC Energy Group Inc	Goldman Sachs	(85,457)
(36,856)	WEC Energy Group Inc	HSBC	(205,476)
(14,285)	WEC Energy Group Inc	Morgan Stanley	(1,428)
(2,351)	Weis Markets Inc	Goldman Sachs	5,407
1,922	Wells Fargo & Co	Bank of America Merrill Lynch	407
(9,048)	Wells Fargo & Co	Barclays Bank	6,424
(5,004)	Wells Fargo & Co	Goldman Sachs	1,551
9,673	Wells Fargo & Co	Goldman Sachs	2,526
1,076	Wells Fargo & Co	HSBC	(459)
1,086	Welltower Inc (REIT)	Bank of America Merrill Lynch	(695)
(18,228)	Welltower Inc (REIT)	Barclays Bank	(7,656)
(9,399)	Welltower Inc (REIT)	HSBC	(25,941)
(6,524)	Wendy' s Co	Bank of America Merrill Lynch	(9,525)
40,935	Wendy' s Co	Barclays Bank	28,245
(12,062)	Wendy' s Co	Barclays Bank	(8,323)
(19,706)	Wendy' s Co	HSBC	(36,456)
26,613	Werner Enterprises Inc	Barclays Bank	9,048
14,695	Werner Enterprises Inc	HSBC	54,518
37,050	WesBanco Inc	Barclays Bank	(42,978)
46,671	WesBanco Inc	Goldman Sachs	(28,469)
1,844	WESCO International Inc	Bank of America Merrill Lynch	(6,860)
18,473	WESCO International Inc	Barclays Bank	(32,393)
12,277	WESCO International Inc	HSBC	36,831
(8,874)	West BanCorp Inc	Barclays Bank	(1,864)
(3,975)	West BanCorp Inc	Goldman Sachs	(1,908)
508	West Pharmaceutical Services Inc	Bank of America Merrill Lynch	673
371	West Pharmaceutical Services Inc	Goldman Sachs	(8,451)
5,306	West Pharmaceutical Services Inc	HSBC	(1,704)

保有高	銘柄	取引相手	未実現純評価益 ／(損) (米ドル)
米国 (続き)			
612	West Pharmaceutical Services Inc	Morgan Stanley	(1,291)
1,446	Western Alliance Bancorp	Bank of America Merrill Lynch	(4,136)
(7,911)	Western Alliance Bancorp	Barclays Bank	24,445
(7,117)	Western Alliance Bancorp	Goldman Sachs	60,708
10,382	Western Alliance Bancorp	Goldman Sachs	(43,495)
(5,136)	Western Alliance Bancorp	HSBC	18,027
6,675	Western Alliance Bancorp	HSBC	(23,429)
(26,733)	Western Digital Corp	Bank of America Merrill Lynch	36,440
(9,560)	Western Digital Corp	Barclays Bank	13,671
(1,445)	Western Digital Corp	Goldman Sachs	1,586
31,788	Western New England Bancorp Inc	Bank of America Merrill Lynch	24,037
17,254	Western New England Bancorp Inc	Barclays Bank	5,349
21,932	Western New England Bancorp Inc	Goldman Sachs	17,546
14,249	Western New England Bancorp Inc	HSBC	14,723
12,235	Western New England Bancorp Inc	Morgan Stanley	3,793
(16,843)	Western Union Co	Bank of America Merrill Lynch	(5,390)
38,669	Western Union Co	Barclays Bank	10,441
(34,364)	Western Union Co	Barclays Bank	(9,278)
(14,654)	Western Union Co	Goldman Sachs	(4,689)
(39,835)	Western Union Co	HSBC	(58,159)
(21,100)	Westinghouse Air Brake Technologies Corp	Barclays Bank	40,723
(9,095)	Westinghouse Air Brake Technologies Corp	Goldman Sachs	9,004
(13,567)	Westinghouse Air Brake Technologies Corp	HSBC	(4,884)
(3,441)	Westinghouse Air Brake Technologies Corp	Morgan Stanley	6,641
(10,782)	Westlake Corp	Bank of America Merrill Lynch	33,841
(1,582)	Westlake Corp	Barclays Bank	2,974
(3,765)	Westlake Corp	Goldman Sachs	6,239
(228)	Westlake Corp	HSBC	(586)
(682)	Westlake Corp	Morgan Stanley	1,282
23,950	Westrock Co	Bank of America Merrill Lynch	(10,778)
74,420	Westrock Co	Barclays Bank	(101,956)
23,191	Westrock Co	HSBC	18,785
10,383	Westrock Coffee Holdings LLC	Barclays Bank	(6,541)
498	Westwood Holdings Group Inc	Goldman Sachs	204
(30,656)	WeWork Inc ' A'	Barclays Bank	1,226
47,760	WeWork Inc ' A'	Goldman Sachs	(20,537)
19,188	WeWork Inc ' A'	HSBC	(768)
(42,572)	WeWork Inc ' A'	HSBC	1,703
10,335	WeWork Inc ' A'	Morgan Stanley	(413)
(1,004)	WEX Inc	Bank of America Merrill Lynch	(1,817)
(2,060)	WEX Inc	Barclays Bank	(7,354)
(2,336)	WEX Inc	Goldman Sachs	(4,228)
(1,929)	WEX Inc	HSBC	(11,486)
(3,097)	Weyco Group Inc	Bank of America Merrill Lynch	(4,367)
(5,501)	Weyco Group Inc	Barclays Bank	440

保有高	銘柄	取引相手	未実現純評価益 ／(損) (米ドル)
米国 (続き)			
(9,204)	Weyco Group Inc	Goldman Sachs	(12,978)
(37,752)	Weyerhaeuser Co (REIT)	Bank of America Merrill Lynch	56,627
(26,100)	Weyerhaeuser Co (REIT)	Barclays Bank	27,927
(132,222)	Weyerhaeuser Co (REIT)	Goldman Sachs	198,332
(40,509)	Weyerhaeuser Co (REIT)	HSBC	(8,912)
(17,888)	Weyerhaeuser Co (REIT)	Morgan Stanley	19,140
33,827	Wheels Up Experience Inc	Bank of America Merrill Lynch	(11,163)
122,683	Wheels Up Experience Inc	Barclays Bank	(3,680)
30,810	Wheels Up Experience Inc	Goldman Sachs	(10,167)
11,486	Wheels Up Experience Inc	HSBC	(4,594)
108,586	Wheels Up Experience Inc	Morgan Stanley	(3,258)
7,930	Whirlpool Corp	Bank of America Merrill Lynch	(94,022)
7,453	Whirlpool Corp	Barclays Bank	(35,625)
10,682	Whirlpool Corp	Goldman Sachs	(130,748)
2,030	Whirlpool Corp	Morgan Stanley	(9,703)
(220)	White Mountains Insurance Group Ltd	Bank of America Merrill Lynch	(14,531)
(594)	White Mountains Insurance Group Ltd	Barclays Bank	11,619
(663)	White Mountains Insurance Group Ltd	Goldman Sachs	(43,791)
(238)	White Mountains Insurance Group Ltd	HSBC	(8,501)
(492)	White Mountains Insurance Group Ltd	Morgan Stanley	9,624
(25,814)	Whitestone (REIT)	Barclays Bank	(2,581)
(48,723)	Whitestone (REIT)	Goldman Sachs	(12,181)
(53,491)	Whitestone (REIT)	HSBC	(19,257)
9,643	Whole Earth Brands Inc	Bank of America Merrill Lynch	3,857
2,882	Whole Earth Brands Inc	Barclays Bank	288
10,228	Whole Earth Brands Inc	Goldman Sachs	4,091
19,370	Whole Earth Brands Inc	HSBC	4,068
39,422	Whole Earth Brands Inc	Morgan Stanley	3,942
5,623	WideOpenWest Inc	Bank of America Merrill Lynch	(6,017)
11,243	WideOpenWest Inc	Barclays Bank	(6,071)
10,094	WideOpenWest Inc	Goldman Sachs	(10,801)
7,168	WideOpenWest Inc	HSBC	143
(5,475)	Willdan Group Inc	Bank of America Merrill Lynch	(767)
(11,765)	Willdan Group Inc	Barclays Bank	(11,765)
(11,644)	Willdan Group Inc	Goldman Sachs	(1,630)
(12,300)	Willdan Group Inc	HSBC	(9,963)
(5,483)	Willdan Group Inc	Morgan Stanley	(5,483)
13,514	Williams Cos Inc	Bank of America Merrill Lynch	10,985
87,934	Williams Cos Inc	Barclays Bank	26,589
16,492	Williams Cos Inc	Goldman Sachs	8,874
27,027	Williams Cos Inc	HSBC	15,135
19,559	Williams Cos Inc	Morgan Stanley	6,063
(336)	Williams-Sonoma Inc	Bank of America Merrill Lynch	7,254
2,044	Williams-Sonoma Inc	Barclays Bank	(20,563)
(1,983)	Williams-Sonoma Inc	Barclays Bank	19,949

保有高	銘柄	取引相手	未実現純評価益 ／(損) (米ドル)
米国 (続き)			
(854)	Williams-Sonoma Inc	Goldman Sachs	2,597
948	Williams-Sonoma Inc	HSBC	(4,930)
(1,782)	Willis Lease Finance Corp	Bank of America Merrill Lynch	(9,266)
(2,791)	Willis Lease Finance Corp	Barclays Bank	1,842
(1,905)	Willis Lease Finance Corp	Goldman Sachs	(9,906)
(1,915)	Willis Lease Finance Corp	HSBC	(18,614)
(728)	Willis Lease Finance Corp	Morgan Stanley	480
3,299	Willis Towers Watson Plc	Barclays Bank	(6,631)
(51,088)	WillScot Mobile Mini Holdings Corp	Barclays Bank	34,740
(7,732)	WillScot Mobile Mini Holdings Corp	Goldman Sachs	(6,572)
(33,149)	WillScot Mobile Mini Holdings Corp	HSBC	7,293
(456)	Wingstop Inc	Barclays Bank	(178)
1,401	Wingstop Inc	Barclays Bank	546
709	Wingstop Inc	Goldman Sachs	(6,104)
2,651	Wingstop Inc	HSBC	2,480
(2,804)	Wingstop Inc	Morgan Stanley	(1,094)
223	Wingstop Inc	Morgan Stanley	87
(2,829)	Winmark Corp	Barclays Bank	8,148
12,421	Winnebago Industries Inc	Barclays Bank	(25,960)
19,808	Wintrust Financial Corp	Barclays Bank	(42,663)
9,646	Wintrust Financial Corp	Goldman Sachs	(21,848)
12,545	Wintrust Financial Corp	HSBC	(71,532)
4,558	Wintrust Financial Corp	Morgan Stanley	(9,959)
38,678	WisdomTree Inc	HSBC	4,641
698	Wix.com Ltd	Barclays Bank	935
2,391	Wix.com Ltd	Goldman Sachs	(14,466)
4,098	Wix.com Ltd	HSBC	63,437
1,102	Wix.com Ltd	Morgan Stanley	1,477
(1,834)	Wolfspeed Inc	Bank of America Merrill Lynch	17,148
(3,539)	Wolfspeed Inc	Barclays Bank	22,579
(5,048)	Wolfspeed Inc	Goldman Sachs	46,369
(2,154)	Wolfspeed Inc	HSBC	(507)
(2,762)	Wolfspeed Inc	Morgan Stanley	15,944
(59,959)	Wolverine World Wide Inc	Barclays Bank	28,181
(9,661)	Wolverine World Wide Inc	Goldman Sachs	4,734
(31,279)	Wolverine World Wide Inc	HSBC	222,706
(3,833)	Woodward Inc	Bank of America Merrill Lynch	19,071
(16,969)	Woodward Inc	Barclays Bank	89,088
(11,899)	Woodward Inc	Goldman Sachs	67,586
(1,639)	Woodward Inc	HSBC	9,045
11,700	Workday Inc ' A'	Barclays Bank	154,557
8,996	Workday Inc ' A'	HSBC	173,803
(84,319)	Workhorse Group Inc	Barclays Bank	5,902
(2,784)	Workiva Inc	Bank of America Merrill Lynch	10,273
(3,042)	Workiva Inc	Barclays Bank	(4,847)

保有高	銘柄	取引相手	未実現純評価益 ／(損) (米ドル)
米国 (続き)			
3,143	Workiva Inc	Barclays Bank	6,569
(1,184)	Workiva Inc	Goldman Sachs	4,369
(5,076)	Workiva Inc	HSBC	(25,833)
2,561	Workiva Inc	HSBC	21,282
(2,911)	Workiva Inc	Morgan Stanley	(5,855)
(3,127)	World Acceptance Corp	Barclays Bank	563
(665)	World Acceptance Corp	Goldman Sachs	4,509
(529)	World Acceptance Corp	HSBC	2,740
(501)	World Acceptance Corp	Morgan Stanley	90
3,892	World Fuel Services Corp	Bank of America Merrill Lynch	272
7,352	World Fuel Services Corp	Barclays Bank	(2,573)
22,431	World Fuel Services Corp	Goldman Sachs	1,570
10,124	World Fuel Services Corp	HSBC	5,955
6,763	World Fuel Services Corp	Morgan Stanley	38
(5,057)	World Wrestling Entertainment Inc ' A'	Bank of America Merrill Lynch	(9,305)
(1,104)	World Wrestling Entertainment Inc ' A'	Barclays Bank	883
(2,511)	World Wrestling Entertainment Inc ' A'	Goldman Sachs	(4,620)
(14,337)	World Wrestling Entertainment Inc ' A'	HSBC	(49,319)
5,511	World Wrestling Entertainment Inc ' A'	HSBC	20,214
(1,724)	World Wrestling Entertainment Inc ' A'	Morgan Stanley	1,379
(13,068)	Worthington Industries Inc	Barclays Bank	27,312
(6,227)	Worthington Industries Inc	Goldman Sachs	7,037
(25,584)	WP Carey Inc (REIT)	Barclays Bank	80,590
2,354	WP Carey Inc (REIT)	Goldman Sachs	(4,765)
(12,717)	WP Carey Inc (REIT)	HSBC	4,324
10,424	WP Carey Inc (REIT)	HSBC	(10,568)
214	WW Grainger Inc	Bank of America Merrill Lynch	1,090
4,288	WW Grainger Inc	Goldman Sachs	33,918
2,439	WW Grainger Inc	HSBC	(26,683)
1,658	WW Grainger Inc	Morgan Stanley	(26,114)
(12,536)	WW International Inc	Bank of America Merrill Lynch	3,071
(21,120)	WW International Inc	HSBC	9,187
(12,340)	WW International Inc	Morgan Stanley	5,245
1,790	Wyndham Hotels & Resorts Inc	Bank of America Merrill Lynch	1,582
15,957	Wyndham Hotels & Resorts Inc	Barclays Bank	(25,052)
17,028	Wyndham Hotels & Resorts Inc	Goldman Sachs	(6,811)
3,583	Wyndham Hotels & Resorts Inc	HSBC	(1,173)
19,760	Wyndham Hotels & Resorts Inc	Morgan Stanley	(31,023)
(7,410)	Wynn Resorts Ltd	Barclays Bank	(45,572)
692	Wynn Resorts Ltd	Goldman Sachs	3,157
(21,459)	XBiotech Inc	Barclays Bank	4,721
(1,759)	XBiotech Inc	HSBC	862
(3,671)	Xcel Energy Inc	Bank of America Merrill Lynch	(6,020)
15,785	Xcel Energy Inc	Barclays Bank	2,841
(18,261)	Xcel Energy Inc	Barclays Bank	(3,287)

保有高	銘柄	取引相手	未実現純評価益 ／(損) (米ドル)
米国 (続き)			
30,752	Xcel Energy Inc	Goldman Sachs	50,433
(8,393)	Xcel Energy Inc	Goldman Sachs	(13,230)
(17,031)	Xcel Energy Inc	HSBC	(41,948)
22,547	Xcel Energy Inc	Morgan Stanley	4,058
(1,583)	Xcel Energy Inc	Morgan Stanley	(285)
3,750	Xencor Inc	Bank of America Merrill Lynch	2,058
2,108	Xencor Inc	Barclays Bank	689
3,789	Xencor Inc	Goldman Sachs	(365)
11,737	Xencor Inc	Morgan Stanley	117
(28,622)	Xenia Hotels & Resorts Inc (REIT)	Barclays Bank	8,300
(45,658)	Xenia Hotels & Resorts Inc (REIT)	Goldman Sachs	5,022
72,761	Xeris Biopharma Holdings Inc	Barclays Bank	9,459
4,938	Xeris Biopharma Holdings Inc	Goldman Sachs	49
10,616	Xeris Biopharma Holdings Inc	HSBC	(1,062)
12,006	Xeris Biopharma Holdings Inc	Morgan Stanley	1,561
4,693	Xerox Holdings Corp	Barclays Bank	(235)
27,405	Xerox Holdings Corp	Goldman Sachs	(9,866)
39,710	Xerox Holdings Corp	HSBC	32,165
10,182	Xerox Holdings Corp	Morgan Stanley	(509)
(17,993)	XOMA Corp	Barclays Bank	18,173
(2,143)	XOMA Corp	Morgan Stanley	2,164
(4,772)	Xometry Inc ' A'	HSBC	59,650
(4,662)	Xometry Inc ' A'	Morgan Stanley	93
42,455	Xos Inc	Goldman Sachs	(9,850)
(1,602)	XPEL Inc	Bank of America Merrill Lynch	(577)
(4,674)	XPEL Inc	Barclays Bank	(1,075)
(2,154)	XPEL Inc	Goldman Sachs	(775)
(4,369)	XPEL Inc	HSBC	(16,602)
(9,806)	Xperi Inc	Barclays Bank	5,687
(7,198)	Xperi Inc	HSBC	10,293
4,378	XPO Logistics Inc	Bank of America Merrill Lynch	(8,966)
(9,716)	XPO Logistics Inc	Barclays Bank	6,315
(16,733)	XPO Logistics Inc	Goldman Sachs	52,876
1,361	XPO Logistics Inc	Goldman Sachs	(4,301)
(5,869)	XPO Logistics Inc	HSBC	(1,338)
(1,613)	Xponential Fitness Inc ' A'	Bank of America Merrill Lynch	371
(6,847)	Xponential Fitness Inc ' A'	HSBC	(22,664)
11,840	Xylem Inc	Barclays Bank	(29,600)
(2,074)	Xylem Inc	Barclays Bank	5,185
8,194	Xylem Inc	Goldman Sachs	(16,798)
(1,885)	Xylem Inc	Goldman Sachs	3,864
14,879	Xylem Inc	HSBC	26,931
12,418	Xylem Inc	Morgan Stanley	(31,045)
(711)	Xylem Inc	Morgan Stanley	1,778
(17,718)	Yellow Corp	Barclays Bank	1,240

保有高	銘柄	取引相手	未実現純評価益 ／(損) (米ドル)
米国 (続き)			
547	Yelp Inc	Bank of America Merrill Lynch	(585)
16,240	Yelp Inc	Barclays Bank	8,932
8,050	Yelp Inc	Goldman Sachs	(8,614)
7,417	Yelp Inc	HSBC	(1,483)
3,702	Yelp Inc	Morgan Stanley	2,036
(895)	YETI Holdings Inc	Bank of America Merrill Lynch	738
(2,714)	YETI Holdings Inc	Barclays Bank	(3,338)
(11,530)	YETI Holdings Inc	Goldman Sachs	21,792
(11,889)	YETI Holdings Inc	HSBC	(85,884)
(1,651)	YETI Holdings Inc	Morgan Stanley	(2,030)
7,525	Yext Inc	Bank of America Merrill Lynch	(753)
98,322	Yext Inc	Barclays Bank	(1,966)
31,418	Yext Inc	Goldman Sachs	(3,142)
(10,867)	Y-mAbs Therapeutics Inc	Bank of America Merrill Lynch	—
(10,641)	Y-mAbs Therapeutics Inc	Barclays Bank	(2,873)
(15,238)	York Water Co	Barclays Bank	7,467
(1,981)	Yum China Holdings Inc	Barclays Bank	(4,933)
(2,191)	Yum! Brands Inc	Bank of America Merrill Lynch	(6,463)
(758)	Yum! Brands Inc	Goldman Sachs	(2,236)
6,896	Yum! Brands Inc	HSBC	26,756
(753)	Yum! Brands Inc	HSBC	(2,922)
6,203	Yum! Brands Inc	Morgan Stanley	8,188
(25,209)	ZAGG Inc*	Bank of America Merrill Lynch	(2,244)
(18,879)	ZAGG Inc*	Goldman Sachs	—
(10,414)	ZAGG Inc*	HSBC	(937)
(796)	Zebra Technologies Corp ' A'	Bank of America Merrill Lynch	605
224	Zebra Technologies Corp ' A'	Goldman Sachs	(170)
(490)	Zentalis Pharmaceuticals Inc	Bank of America Merrill Lynch	549
(1,124)	Zentalis Pharmaceuticals Inc	Goldman Sachs	1,259
(2,571)	Zentalis Pharmaceuticals Inc	Morgan Stanley	(874)
(14,476)	Zeta Global Holdings Corp ' A'	Barclays Bank	(3,619)
3,874	Zevia PBC ' A'	Barclays Bank	1,511
5,210	Zevia PBC ' A'	Goldman Sachs	2,970
8,919	Zevia PBC ' A'	HSBC	(4,727)
1,795	Zevia PBC ' A'	Morgan Stanley	700
(2,311)	Ziff Davis Inc	Bank of America Merrill Lynch	4,506
(7,057)	Ziff Davis Inc	Barclays Bank	3,695
(17,633)	Ziff Davis Inc	Goldman Sachs	34,384
(23,374)	Ziff Davis Inc	HSBC	(325,365)
(4,258)	Ziff Davis Inc	Morgan Stanley	1,916
5,549	Zillow Group Inc ' C'	Barclays Bank	6,381
(4,884)	Zillow Group Inc ' C'	Barclays Bank	(5,617)
3,342	Zillow Group Inc ' C'	Goldman Sachs	(7,185)
(10,365)	Zillow Group Inc ' C'	Goldman Sachs	(5,398)
2,107	Zillow Group Inc ' C'	HSBC	5,268

保有高	銘柄	取引相手	未実現純評価益 ／(損) (米ドル)
米国 (続き)			
(3,493)	Zillow Group Inc ' C'	HSBC	(8,733)
(6,929)	Zimmer Biomet Holdings Inc	Bank of America Merrill Lynch	(24,459)
(22,208)	Zimmer Biomet Holdings Inc	Barclays Bank	(73,731)
(329)	Zimmer Biomet Holdings Inc	Goldman Sachs	(1,574)
(3,395)	Zimmer Biomet Holdings Inc	HSBC	(14,283)
(14,723)	Zimmer Biomet Holdings Inc	Morgan Stanley	(48,880)
6,036	Zimvie Inc	HSBC	5,070
5,490	Zions Bancorp NA	Bank of America Merrill Lynch	(18,995)
20,680	Zions Bancorp NA	Barclays Bank	(30,701)
15,189	Zions Bancorp NA	Goldman Sachs	(44,411)
9,322	Zions Bancorp NA	Morgan Stanley	(14,915)
12,455	ZipRecruiter Inc ' A'	Bank of America Merrill Lynch	(15,818)
5,350	ZipRecruiter Inc ' A'	Barclays Bank	(8,614)
9,722	ZipRecruiter Inc ' A'	HSBC	8,092
15,739	ZipRecruiter Inc ' A'	Morgan Stanley	(25,340)
(6,893)	Zoetis Inc	Barclays Bank	(10,271)
(5,349)	Zoetis Inc	Goldman Sachs	(3,153)
(10,101)	Zoetis Inc	HSBC	(124,290)
(13,923)	Zoetis Inc	Morgan Stanley	(20,745)
(2,585)	Zoom Video Communications Inc ' A'	Bank of America Merrill Lynch	44,617
(1,202)	Zoom Video Communications Inc ' A'	Barclays Bank	8,378
(8,352)	Zoom Video Communications Inc ' A'	Goldman Sachs	144,156
(8,506)	Zoom Video Communications Inc ' A'	HSBC	69,154
(1,608)	ZoomInfo Technologies Inc	Goldman Sachs	3,629
(17,107)	ZoomInfo Technologies Inc	HSBC	51,663
(3,943)	ZoomInfo Technologies Inc	Morgan Stanley	3,667
4,040	Zscaler Inc	Bank of America Merrill Lynch	(81,850)
2,735	Zscaler Inc	Barclays Bank	(26,694)
(175)	Zscaler Inc	Barclays Bank	1,708
932	Zscaler Inc	HSBC	6,589
552	Zscaler Inc	Morgan Stanley	(5,388)
(16,333)	Zumiez Inc	Barclays Bank	23,193
(1,947)	Zumiez Inc	Goldman Sachs	3,193
52,798	Zuora Inc ' A'	Bank of America Merrill Lynch	(50,158)
45,371	Zuora Inc ' A'	Barclays Bank	(3,176)
57,459	Zuora Inc ' A'	Goldman Sachs	(54,586)
62,558	Zuora Inc ' A'	HSBC	6,881
660	Zuora Inc ' A'	Morgan Stanley	(46)
8,064	Zurn Elkay Water Solutions Corp	Bank of America Merrill Lynch	(10,080)
(50,590)	Zurn Elkay Water Solutions Corp	Barclays Bank	71,838
6,794	Zurn Elkay Water Solutions Corp	Barclays Bank	(9,647)
(5,425)	Zurn Elkay Water Solutions Corp	Goldman Sachs	6,781
14,231	Zurn Elkay Water Solutions Corp	Goldman Sachs	(17,789)
6,863	Zurn Elkay Water Solutions Corp	Morgan Stanley	(9,745)
12,869	Zyworks Inc	Bank of America Merrill Lynch	(831)

保有高	銘柄	取引相手	未実現純評価益 ／ (損) (米ドル)
米国 (続き)			
(10,617)	Zynerba Pharmaceuticals Inc	Barclays Bank	(212)
(2,515)	Zynerba Pharmaceuticals Inc	Goldman Sachs	226
(11,987)	Zynerba Pharmaceuticals Inc	HSBC	1,916
9,431	Zynex Inc	Goldman Sachs	3,678
			5,455,114
合計			5,425,011

* 注記2(a)に記載のとおり、公正価値調整の対象である有価証券。

π 0.5米ドル未満の金額は端数切捨てにより0と表示されている。

添付の注記は、これらの財務書類の不可分の一部である。

通貨	買予約	通貨	売予約	取引相手	期日	未実現純評価益 ／ (損) (米ドル)
デリバティブ金融商品						
未決済先渡為替予約						
ヘッジを使用したスイス・フラン建投資証券クラス						
CHF	221,945	USD	236,741	State Street Bank & Trust Company	15/12/2022	(2,784)
						(2,784)
ヘッジを使用したユーロ建投資証券クラス						
EUR	260,979,510	USD	261,718,435	State Street Bank & Trust Company	15/12/2022	9,524,391
USD	7,752,610	EUR	7,505,971	State Street Bank & Trust Company	15/12/2022	(48,539)
						9,475,852
ヘッジを使用した英ポンド建投資証券クラス						
GBP	36,390	USD	42,077	State Street Bank & Trust Company	15/12/2022	1,616
USD	452	GBP	382	State Street Bank & Trust Company	15/12/2022	(7)
						1,609
ヘッジを使用した日本円建投資証券クラス						
JPY	43,855,878,873	USD	317,617,130	State Street Bank & Trust Company	15/12/2022	(2,652,951)
USD	7,510,079	JPY	1,067,317,454	State Street Bank & Trust Company	15/12/2022	(155,182)
						(2,808,133)
ヘッジを使用したスウェーデン・クローネ建投資証券クラス						
SEK	782,212,379	USD	72,338,163	State Street Bank & Trust Company	15/12/2022	1,996,009
USD	13,984,431	SEK	148,909,218	State Street Bank & Trust Company	15/12/2022	(166,514)
						1,829,495
合計						8,496,039

業種別内訳 2022年11月30日現在

	純資産比率 (%)
金融	55.87
政府	35.23
消費財、循環型	2.57
技術	2.54
資本財	1.52
消費財、非循環型	1.33
多角化事業	0.20
投資有価証券一時価	99.26
その他の純資産	0.74
	100.00

添付の注記は、これらの財務書類の不可分の一部である。

ブラックロック・ICS・USトレジャリー・ファンド

損益計算書

2022年9月30日に終了した会計年度

	注記	2022年	2021年
		千米ドル	千米ドル
営業収益	5	168,658	24,756
金融商品に係る純利益／（損失）	7	7	(900)
投資収益合計		168,665	23,856
営業費用	6	(23,154)	(12,009)
金融資産のネガティブ・イールド		-	(8,730)
純営業利益		145,511	3,117
財務費用：			
償還可能投資証券保有者への分配金	9	(141,604)	(3,061)
財務費用合計		(141,604)	(3,061)
純利益		3,907	56
償還可能投資証券保有者に帰属する純資産の増加		3,907	56

本損益計算書に計上された損益以外で当会計年度に認識された損益はない。

添付の注記は、これらの財務書類の不可分の一部である。

ブラックロック・ICS・USトレジャリー・ファンド

償還可能投資証券保有者に帰属する純資産変動計算書

2022年9月30日に終了した会計年度

	2022年	2021年
	千米ドル	千米ドル
期首純資産	17,759,497	21,281,310
償還可能投資証券保有者に帰属する純資産の増加	3,907	56
投資証券取引：		
償還可能投資証券の発行	165,072,917	145,380,456
償還可能投資証券の買戻	(161,355,288)	(148,904,563)
分配金再投資額	40,638	2,238
投資証券取引による純資産の増加／（減少）	3,758,267	(3,521,869)
期末純資産	21,521,671	17,759,497

添付の注記は、これらの財務書類の不可分の一部である。

ブラックロック・ICS・USトレジャリー・ファンド

貸借対照表

2022年9月30日現在

		2022年	2021年
	注記	千米ドル	千米ドル
流動資産			
現金		859,380	1,055,979
未収金	11	4,985	1,045
損益を通じて公正価値で測定する金融資産	4	20,755,918	17,908,428
流動資産合計		21,620,283	18,965,452
流動負債			
未払金	12	98,612	1,205,955
流動負債合計		98,612	1,205,955
償還可能投資証券保有者に帰属する純資産	14	21,521,671	17,759,497

添付の注記は、これらの財務書類の不可分の一部である。

ブラックロック・ICS・USトレジャリー・ファンド

投資有価証券明細表 2022年9月30日現在

保有高	通貨	銘柄	公正価値 (千米ドル)	純資産比率 (%)
債券				
国債 (2021年9月30日 : 34.78%)				
米国 (2021年9月30日 : 34.78%)				
229,295,000	USD	US Cash Management Bill, 2.81%, 13/12/2022 ¹	228,038	1.06
350,000,000	USD	US Cash Management Bill, 3.00%, 27/12/2022 ¹	347,546	1.62
127,635,000	USD	US Treasury, 2.00%, 30/11/2022	127,856	0.59
43,185,000	USD	US Treasury, 1.63%, 15/12/2022	43,208	0.20
31,465,000	USD	US Treasury, 2.13%, 31/12/2022	31,551	0.15
88,980,000	USD	US Treasury, 0.13%, 31/01/2023	88,527	0.41
15,470,000	USD	US Treasury, 1.50%, 28/02/2023	15,490	0.07
18,880,000	USD	US Treasury, 1.50%, 31/03/2023	18,914	0.09
40,550,000	USD	US Treasury, 2.50%, 31/03/2023	40,816	0.19
25,350,000	USD	US Treasury, 0.13%, 30/04/2023	25,064	0.12
48,145,000	USD	US Treasury, 1.75%, 15/05/2023	48,017	0.22
153,307,600	USD	US Treasury Bill, 1.12%, 06/10/2022 ¹	153,293	0.71
273,605,000	USD	US Treasury Bill, 1.23%, 13/10/2022 ¹	273,512	1.27
206,260,000	USD	US Treasury Bill, 2.50%, 18/10/2022 ¹	206,046	0.96
375,510,000	USD	US Treasury Bill, 2.49%, 20/10/2022 ¹	375,072	1.74
6,605,000	USD	US Treasury Bill, 2.62%, 25/10/2022 ¹	6,594	0.03
369,445,200	USD	US Treasury Bill, 0.40%, 03/11/2022 ¹	369,319	1.72
401,000,000	USD	US Treasury Bill, 2.80%, 08/11/2022 ¹	399,883	1.86
2,200,000,000	USD	US Treasury Bill, 2.93%, 15/11/2022 ¹	2,192,325	10.19
500,000,000	USD	US Treasury Bill, 3.00%, 22/11/2022 ¹	497,924	2.31
148,235,000	USD	US Treasury Bill, 2.90%, 01/12/2022 ¹	147,535	0.69
12,740,000	USD	US Treasury Bill, 3.18%, 15/12/2022 ¹	12,659	0.06
370,625,000	USD	US Treasury Bill, 2.41%, 29/12/2022 ¹	368,491	1.71
250,000,000	USD	US Treasury Bill, 2.53%, 05/01/2023 ¹	248,368	1.15
250,000,000	USD	US Treasury Bill, 2.72%, 12/01/2023 ¹	248,117	1.15
80,895,000	USD	US Treasury Bill, 0.63%, 26/01/2023 ¹	80,732	0.38
309,250,000	USD	US Treasury Bill, 1.14%, 23/02/2023 ¹	307,862	1.43
50,000,000	USD	US Treasury Bill, 3.30%, 02/03/2023 ¹	49,323	0.23
1,161,740,000	USD	US Treasury Bill, 3.53%, 16/03/2023 ¹	1,143,402	5.31
200,000,000	USD	US Treasury Bill, 1.62%, 23/03/2023 ¹	198,490	0.92
404,385,000	USD	US Treasury Bill, 2.15%, 18/05/2023 ¹	399,030	1.85
3,000,000	USD	US Treasury Bill, 3.47%, 10/08/2023 ¹	2,913	0.01
米国合計			8,695,917	40.40
国債に対する投資合計			8,695,917	40.40
債券に対する投資合計			8,695,917	40.40

保有高	通貨	取引相手	金利	期日	公正価値 (千米ドル)	純資産比率 (%)
リバースレポ取引 ² (2021年9月30日 : 66.06%)						
米国 (2021年9月30日 : 66.06%)						
996,000,000	USD	Barclays Capital, Inc.	2.98%	03/10/2022	996,000	4.63
2,300,000,000	USD	BNP Paribas SA	2.96%	03/10/2022	2,300,000	10.69
100,000,000	USD	BNP Paribas SA	2.96%	03/10/2022	100,000	0.46
1,050,000,000	USD	BofA Securities, Inc.	2.95%	03/10/2022	1,050,000	4.88
109,000,000	USD	BofA Securities, Inc.	2.95%	03/10/2022	109,000	0.51
1,150,000,000	USD	Citigroup Global Markets, Inc.	2.98%	03/10/2022	1,150,000	5.34
95,000,000	USD	Citigroup Global Markets, Inc.	2.98%	03/10/2022	95,000	0.44
75,000,000	USD	Credit Agricole Corporate and Investment Bank	2.97%	03/10/2022	75,000	0.35
40,000,000	USD	Credit Agricole Corporate and Investment Bank	2.97%	03/10/2022	40,000	0.19
1,690,000,000	USD	Credit Suisse AG	2.97%	03/10/2022	1,690,000	7.85
840,416,661	USD	Fixed Income Clearing Corp. JPM	2.98%	03/10/2022	840,417	3.90
481,004,902	USD	Fixed Income Clearing Corp. JPM	2.98%	03/10/2022	481,005	2.23
298,602,574	USD	Fixed Income Clearing Corp. JPM	2.98%	03/10/2022	298,603	1.39
288,602,941	USD	Fixed Income Clearing Corp. JPM	2.98%	03/10/2022	288,603	1.34
241,272,059	USD	Fixed Income Clearing Corp. JPM	2.98%	03/10/2022	241,272	1.12
121,833,333	USD	Fixed Income Clearing Corp. JPM	2.98%	03/10/2022	121,833	0.57
109,310,056	USD	Fixed Income Clearing Corp. JPM	2.98%	03/10/2022	109,310	0.51
66,666,667	USD	Fixed Income Clearing Corp. JPM	2.98%	03/10/2022	66,667	0.31
60,313,168	USD	Fixed Income Clearing Corp. JPM	2.98%	03/10/2022	60,313	0.28
47,078,284	USD	Fixed Income Clearing Corp. JPM	2.98%	03/10/2022	47,078	0.22
40,137,964	USD	Fixed Income Clearing Corp. JPM	2.98%	03/10/2022	40,138	0.19
4,761,887	USD	Fixed Income Clearing Corp. JPM	2.98%	03/10/2022	4,762	0.02
955,000,000	USD	Societe Generale SA	2.97%	03/10/2022	955,000	4.44
900,000,000	USD	TD Securities (USA) LLC	2.97%	03/10/2022	900,000	4.18
米国合計					12,060,001	56.04
リバースレポ取引に対する投資合計					12,060,001	56.04
損益を通じて公正価値で測定する金融資産合計					20,755,918	96.44
現金					859,380	3.99
その他の資産および負債					(93,627)	(0.43)
償還可能投資証券保有者に帰属する純資産					21,521,671	100.00
資産合計額の内訳						資産合計に 対する割合 (%)
公認の証券取引所に上場されている譲渡可能な有価証券合計					2.03	
その他の規制市場で取引されている譲渡可能な有価証券					93.97	
その他の資産					4.00	
資産合計					100.00	

¹ レートは期末現在の割引率または割引率のレンジである。

² 担保として保有する有価証券は12,153,051,000米ドルであった。

ブラックロック・ジャパン株式会社
取締役会御中

PwC Japan有限責任監査法人

東京事務所

指定有限責任社員 公認会計士 鶴田 光夫
業務執行社員

指定有限責任社員 公認会計士 奈良 将太郎
業務執行社員

中間監査意見

当監査法人は、金融商品取引法第193条の2第1項の規定に基づく監査証明を行うため、「ファンドの経理状況」に掲げられているブラックロック・アメリカ大陸ロング・ショート・ファンド（ダイワ投資一任専用）の2023年6月16日から2023年12月15日までの中間計算期間の中間財務諸表、すなわち、中間貸借対照表、中間損益及び剰余金計算書並びに中間注記表について中間監査を行った。

当監査法人は、上記の中間財務諸表が、我が国において一般に公正妥当と認められる中間財務諸表の作成基準に準拠して、ブラックロック・アメリカ大陸ロング・ショート・ファンド（ダイワ投資一任専用）の2023年12月15日現在の信託財産の状態及び同日をもって終了する中間計算期間（2023年6月16日から2023年12月15日まで）の損益の状況に関する有用な情報を表示しているものと認める。

中間監査意見の根拠

当監査法人は、我が国において一般に公正妥当と認められる中間監査の基準に準拠して中間監査を行った。中間監査の基準における当監査法人の責任は、「中間財務諸表監査における監査人の責任」に記載されている。当監査法人は、我が国における職業倫理に関する規定に従って、ブラックロック・ジャパン株式会社及びファンドから独立しており、また、監査人としてのその他の倫理上の責任を果たしている。当監査法人は、中間監査の意見表明の基礎となる十分かつ適切な監査証拠を入手したと判断している。

中間財務諸表に対する経営者の責任

経営者の責任は、我が国において一般に公正妥当と認められる中間財務諸表の作成基準に準拠して中間財務諸表を作成し有用な情報を表示することにある。これには、不正又は誤謬による重要な虚偽表示のない中間財務諸表を作成し有用な情報を表示するために経営者が必要と判断した内部統制を整備及び運用することが含まれる。

中間財務諸表を作成するに当たり、経営者は、継続企業の前提に基づき中間財務諸表を作成することが適切であるかどうかを評価し、我が国において一般に公正妥当と認められる中間財務諸表の作成基準に基づいて継続企業に関する事項を開示する必要がある場合には当該事項を開示する責任がある。

中間財務諸表監査における監査人の責任

監査人の責任は、監査人が実施した中間監査に基づいて、全体として中間財務諸表の有用な情報の表示に関して投資者の判断を損なうような重要な虚偽表示がないかどうかの合理的な保証を得て、中間監査報告書において独立の立場から中間財務諸表に対する意見を表明することにある。虚偽表示は、不正又は誤謬により発生する可能性があり、個別に又は集計すると、中間財務諸表の利用者の意思決定に影響を与えると合理的に見込まれる場合に、重要性があると判断される。

監査人は、我が国において一般に公正妥当と認められる中間監査の基準に従って、中間監査の過程を通じて、職業的専門家としての判断を行い、職業的懐疑心を保持して以下を実施する。

- ・ 不正又は誤謬による中間財務諸表の重要な虚偽表示リスクを識別し、評価する。また、重要な虚偽表示リスクに対応する中間監査手続を立案し、実施する。中間監査手続の選択及び適用は監査人の判断による。さらに、中間監査の意見表明の基礎となる十分かつ適切な監査証拠を入手する。なお、中間監査手続は、年度監査と比べて監査手続の一部が省略され、監査人の判断により、不正又は誤謬による中間財務諸表の重要な虚偽表示リスクの評価に基づいて、分析的な手続等を中心とした監査手続に必要な応じて追加の監査手続が選択及び適用される。
- ・ 中間財務諸表監査の目的は、内部統制の有効性について意見表明するためのものではないが、監査人は、リスク評価の実施に際して、状況に応じた適切な中間監査手続を立案するために、中間財務諸表の作成と有用な情報の表示に関連する内部統制を検討する。
- ・ 経営者が採用した会計方針及びその適用方法並びに経営者によって行われた会計上の見積りの合理性及び関連する注記事項の妥当性を評価する。
- ・ 経営者が継続企業を前提として中間財務諸表を作成することが適切であるかどうか、また、入手した監査証拠に基づき、継続企業的前提に重要な疑義を生じさせるような事象又は状況に関して重要な不確実性が認められるかどうか結論付ける。継続企業的前提に関する重要な不確実性が認められる場合は、中間監査報告書において中間財務諸表の注記事項に注意を喚起すること、又は重要な不確実性に関する中間財務諸表の注記事項が適切でない場合は、中間財務諸表に対して除外事項付意見を表明することが求められている。監査人の結論は、中間監査報告書日までに入手した監査証拠に基づいているが、将来の事象や状況により、ファンドは継続企業として存続できなくなる可能性がある。
- ・ 中間財務諸表の表示及び注記事項が、我が国において一般に公正妥当と認められる中間財務諸表の作成基準に準拠しているかどうかとともに、関連する注記事項を含めた中間財務諸表の表示、構成及び内容、並びに中間財務諸表が基礎となる取引や会計事象に関して有用な情報を表示しているかどうかを評価する。

監査人は、経営者に対して、計画した中間監査の範囲とその実施時期、中間監査の実施過程で識別した内部統制の重要な不備を含む中間監査上の重要な発見事項、及び中間監査の基準で求められているその他の事項について報告を行う。

利害関係

ブラックロック・ジャパン株式会社及びファンドと当監査法人又は業務執行社員との間には、公認会計士法の規定により記載すべき利害関係はない。

以 上

(注) 1. 上記の中間監査報告書の原本は当社が別途保管しております。

2. XBRLデータは中間監査の対象には含まれていません。

【中間財務諸表】

【ブラックロック・アメリカ大陸ロング・ショート・ファンド（ダイワ投資一任専用）】

(1) 【中間貸借対照表】

(単位：円)

当中間計算期間末
(2023年12月15日現在)

資産の部	
流動資産	
親投資信託受益証券	4,443,364,175
未収入金	6,003,514
流動資産合計	4,449,367,689
資産合計	4,449,367,689
負債の部	
流動負債	
未払解約金	6,003,514
未払受託者報酬	586,735
未払委託者報酬	35,626,367
その他未払費用	2,095,608
流動負債合計	44,312,224
負債合計	44,312,224
純資産の部	
元本等	
元本	3,954,679,763
剰余金	
中間剰余金又は中間欠損金(△)	450,375,702
(分配準備積立金)	23,240,921
元本等合計	4,405,055,465
純資産合計	4,405,055,465
負債純資産合計	4,449,367,689

(2) 【中間損益及び剰余金計算書】

(単位：円)

	当中間計算期間 (自 2023年 6月16日 至 2023年12月15日)
営業収益	
有価証券売買等損益	300,555,883
営業収益合計	300,555,883
営業費用	
受託者報酬	586,735
委託者報酬	35,626,367
その他費用	2,095,608
営業費用合計	38,308,710
営業利益又は営業損失 (△)	262,247,173
経常利益又は経常損失 (△)	262,247,173
中間純利益又は中間純損失 (△)	262,247,173
一部解約に伴う中間純利益金額の分配額又は一部解約に伴う中間純損失金額の分配額 (△)	7,890,162
期首剰余金又は期首欠損金 (△)	135,983,176
剰余金増加額又は欠損金減少額	73,235,559
中間追加信託に伴う剰余金増加額又は欠損金減少額	73,235,559
剰余金減少額又は欠損金増加額	13,200,044
中間一部解約に伴う剰余金減少額又は欠損金増加額	13,200,044
中間剰余金又は中間欠損金 (△)	450,375,702

(3) 【中間注記表】

(重要な会計方針に係る事項に関する注記)

1 有価証券の評価基準及び評価方法

親投資信託受益証券は移動平均法に基づき、当該親投資信託の基準価額で時価評価しております。

2 収益及び費用の計上基準

有価証券売買等損益の計上基準

約定日基準で計上しております。

(中間貸借対照表に関する注記)

項目	当中間計算期間末 (2023年12月15日現在)
1 当該中間計算期間の末日 における受益権総数	3,954,679,763口
2 1口当たり純資産額	1.1139円

(中間損益及び剰余金計算書に関する注記)

該当事項はありません。

(金融商品に関する注記)

I 金融商品の時価等に関する事項

当中間計算期間末 (2023年12月15日現在)	
1	中間貸借対照表計上額、時価及び差額 中間貸借対照表上の金融商品は原則としてすべて時価で評価しているため、中間貸借対照表計上額と時価との差額はありませぬ。
2	時価の算定方法
(1)	有価証券 「(重要な会計方針に係る事項に関する注記)」に記載しております。
(2)	コール・ローン等の金銭債権及び金銭債務 これらの科目は短期間で決済されるため、時価は帳簿価額と近似していることから、当該帳簿価額によっております。
3	金融商品の時価等に関する事項の補足説明 金融商品の時価の算定においては一定の前提条件等を採用しているため、異なる前提条件等によつた場合、当該価額が異なることもあります。
4	金銭債権の中間計算期間末日後の償還予定額 金銭債権については全て1年以内に償還予定であります。

II 金融商品の時価のレベルごとの内訳等に関する事項

「中間財務諸表等の用語、様式及び作成方法に関する規則」附則（令和3年9月24日改正内閣府令第61号）第4条第5項に従い、記載を省略しております。

(その他の注記)

1 期中元本変動額

項目	当中間計算期間末 (2023年12月15日現在)
期首元本額	3,062,372,435円
期中追加設定元本額	1,183,221,373円
期中一部解約元本額	290,914,045円

2 有価証券関係

該当事項はありません。

3 デリバティブ取引関係

該当事項はありません。

(参考情報)

当ファンドは、「アメリカズ・ロングショート・マザーファンド」受益証券を主要投資対象としており、中間貸借対照表の資産の部に計上された親投資信託受益証券は、すべて同マザーファンドの受益証券であります。同マザーファンドの2023年12月15日現在（以下「計算日」という）の状況は次の通りであります。

なお、以下に記載した情報は監査意見の対象外であります。

「アメリカズ・ロングショート・マザーファンド」の状況

(1) 貸借対照表

項目	(2023年12月15日現在)
	金額(円)
資産の部	
流動資産	
預金	195,225,000
金銭信託	112,965,473
投資証券	4,236,567,246
派生商品評価勘定	99,719,682
流動資産合計	4,644,477,401
資産合計	4,644,477,401
負債の部	
流動負債	
未払金	195,225,000
未払解約金	6,003,514
流動負債合計	201,228,514
負債合計	201,228,514
純資産の部	
元本等	
元本	2,961,453,063
剰余金	
剰余金又は欠損金(△)	1,481,795,824
元本等合計	4,443,248,887
純資産合計	4,443,248,887
負債純資産合計	4,644,477,401

(注)親投資信託の計算期間は、原則として、毎年6月21日から翌年6月20日までであります。

(2) 注記表

(重要な会計方針に係る事項に関する注記)

1 有価証券の評価基準及び評価方法

投資証券は移動平均法に基づき、原則として以下の通り時価評価しております。

(1) 金融商品取引所等に上場されている有価証券

金融商品取引所等に上場されている有価証券は、原則として当該取引所等における計算日において知りうる直近の最終相場で評価しております。

(2) 金融商品取引所等に上場されていない有価証券

当該有価証券については、原則として、金融機関の提示する価額又は価格情報会社の提供する価額のいずれかから入手した価額で評価しております。

(3) 時価が入手できなかった有価証券

適正な評価額を入手できなかった場合又は入手した評価額が時価と認定できない事由が認められた場合は、委託会社が忠実義務に基づいて合理的事由をもって時価と認めた価額もしくは受託者と協議のうえ両者が合理的事由をもって時価と認めた価額で評価しております。

2 デリバティブの評価基準及び評価方法

為替予約取引

個別法に基づき、原則としてわが国における計算日の対顧客先物売買相場の仲値で評価しております。

3 外貨建資産・負債の本邦通貨への換算基準

外貨建資産・負債の円換算については原則として、わが国における計算日の対顧客電信売買相場の仲値によって計算しております。

4 その他財務諸表作成のための基礎となる事項

外貨建資産等の会計処理

外貨建資産等については、「投資信託財産の計算に関する規則」(平成12年総理府令第133号)第60条の規定に基づき、通貨の種類ごとに勘定を設けて、邦貨建資産等と区分する方法を採用しております。従って、外貨の売買については、同規則第61条の規定により処理し、為替差損益を算定しております。

(貸借対照表に関する注記)

項目	(2023年12月15日現在)
1 当該計算日における受益権総数	2,961,453,063口
2 1口当たり純資産額	1.5004円

(金融商品に関する注記)

I 金融商品の時価等に関する事項

(2023年12月15日現在)	
1	<p>貸借対照表計上額、時価及び差額 貸借対照表上の金融商品は原則としてすべて時価で評価しているため、貸借対照表計上額と時価との差額はありませぬ。</p>
2	<p>時価の算定方法 (1) 有価証券 「(重要な会計方針に係る事項に関する注記)」に記載しております。 (2) デリバティブ取引 デリバティブ取引については、「(その他の注記)」の「3 デリバティブ取引関係」に記載しております。 (3) コール・ローン等の金銭債権及び金銭債務 これらの科目は短期間で決済されるため、時価は帳簿価額と近似していることから、当該帳簿価額によっております。</p>
3	<p>金融商品の時価等に関する事項の補足説明 金融商品の時価の算定においては一定の前提条件等を採用しているため、異なる前提条件等によつた場合、当該価額が異なることもあります。 また、デリバティブ取引に関する契約額等は、あくまでもデリバティブ取引における名目的な契約額又は計算上の想定元本であり、当該金額自体がデリバティブ取引のリスクの大きさを示すものではありません。</p>
4	<p>金銭債権の計算日後の償還予定額 金銭債権はすべて1年以内に償還予定であります。</p>

II 金融商品の時価のレベルごとの内訳等に関する事項

「中間財務諸表等の用語、様式及び作成方法に関する規則」附則（令和3年9月24日改正内閣府令第61号）第4条第5項に従い、記載を省略しております。

(その他の注記)

- 1 本報告書における開示対象ファンドの当該中間計算期間における当該親投資信託の元本額の変動及び計算日における元本の内訳

(2023年12月15日現在)	
同中間計算期間の期首元本額	2,316,567,949円
同中間計算期間中の追加設定元本額	882,817,711円
同中間計算期間中の一部解約元本額	237,932,597円
同中間計算期間末日の元本額※	2,961,453,063円
※当該親投資信託受益証券を投資対象とする投資信託の元本額は次の通りです。	
ブラックロック・アメリカ大陸ロング・ショート・ファンド (ダイワ投資一任専用)	2,961,453,063円
合計	2,961,453,063円

- 2 有価証券関係

該当事項はありません。

3 デリバティブ取引関係
取引の時価等に関する事項
通貨関連

区分	種類	(2023年12月15日現在)			
		契約額等(円)		時価(円)	評価損益(円)
			うち1年超(円)		
市場取引 以外の取引	為替予約取引 売建 アメリカドル	4,294,773,477	—	4,195,053,795	99,719,682
合計		4,294,773,477	—	4,195,053,795	99,719,682

(注1) 時価の算定方法

為替予約取引

- 1 計算日に対顧客先物相場の仲値が発表されている外貨については、以下のように評価しております。
 - ①計算日において為替予約の受渡日(以下「当該日」という)の対顧客先物相場が発表されている場合は、当該為替予約は当該仲値で評価しております。
 - ②計算日において当該日の対顧客先物相場が発表されていない場合は、以下の方法によっております。
 - ・計算日に当該日を超える対顧客先物相場が発表されている場合には、発表されている先物相場のうち当該日に最も近い前後二つの先物相場の仲値をもとに計算したレートを用いております。
 - ・計算日に当該日を超える対顧客先物相場が発表されていない場合には、当該日に最も近い発表されている対顧客先物相場の仲値を用いております。
- 2 計算日に対顧客先物相場の仲値が発表されていない外貨については、計算日の対顧客相場の仲値で評価しております。
- 3 上記の算定方法にて、適正な時価と認定できない事由が認められた場合は、投資信託委託会社が忠実義務に基づいて合理的な事由をもって時価と認めた価額で評価しております。

(注2) 上記取引で、ヘッジ会計が適用されているものではありません。

(参考情報)

当ファンドは、「ブラックロック・ストラテジック・ファンズ ブラックロック・システムティック・US・エクイティ・アブソルート・リターン・ファンド クラスX投資証券」及び「インスティテューショナル・キャッシュ・シリーズplc ブラックロック・ICS・USトレジャリー・ファンド エージェンシークラス投資証券」(以下、両者を併せて「同ファンド」という。)を主要投資対象としており、貸借対照表の資産の部に計上された投資証券は、すべて同ファンドの投資証券であります。同ファンドの状況は以下のとおりであります。

なお、以下に記載した情報は監査意見の対象外です。

同ファンドの状況

(1) 「ブラックロック・ストラテジック・ファンズ ブラックロック・システムティック・US・エクイティ・アブソルート・リターン・ファンド クラスX投資証券」は、ルクセンブルグにおいて設立されたオープンエンド型投資法人が発行するファンドであり、当該ファンドの現時点で日本語に翻訳された直近の情報は、2023年5月31日に終了する計算期間(2022年6月1日から2023年5月31日まで)に係る財務書類であります。

当該財務書類は、当該ファンドを含む「ブラックロック・ストラテジック・ファンズ」の2023年5月31日現在の財務書類のうち、当該ファンドにかかる部分を、委託会社において抜粋し、その原文を翻訳したものです。なお、財務書類に含まれる「投資有価証券明細表」の銘柄については原文通り英語表記で行っております。

(2) 「インスティテューショナル・キャッシュ・シリーズplc ブラックロック・ICS・USトレジャリー・ファンド エージェンシークラス投資証券」は、アイルランドにおいて設立されたオープンエンド型投資法人が発行するファンドであり、当該ファンドの現時点で日本語に翻訳された直近の情報は、2023年3月31日に終了する中間計算期間(2022年10月1日から2023年3月31日まで)に係る中間財務書類であります。

当該中間財務書類は、当該ファンドを含む「インスティテューショナル・キャッシュ・シリーズplc」の2023年3月31日現在の中間財務書類のうち、当該ファンドにかかる部分を、委託会社において抜粋し、その原文を翻訳したものです。なお、中間財務書類に含まれる「投資有価証券明細表」の銘柄については原文通り英語表記で行っております。なお、アイルランドにおける独立監査人の監査を受けておりません。

なお、「ブラックロック・ストラテジック・ファンズ ブラックロック・アメリカズ・ダイバーシファイド・エクイティ・アブソルート・リターン・ファンド クラスX投資証券」は、2023年8月1日付で「ブラックロック・ストラテジック・ファンズ ブラックロック・システムティック・US・エクイティ・アブソルート・リターン・ファンド クラスX投資証券」へ名称変更いたしました。

純資産計算書 2023年5月31日現在

	注記	ブラックロック・システム ティック・US・エクイテ ィ・アブソルート・リター ン・ファンド ⁽¹⁾ 米ドル
資産		
投資有価証券－取得原価		723,816,857
未実現評価損		(168,400)
投資有価証券－時価	2 (a)	723,648,457
銀行預金	2 (a)	5,517,693
ブローカーに対する債権	15	31,579,542
未収利息および未収配当金	2 (a)、2 (d)	901,092
売却投資有価証券未収金	2 (a)、2 (d)	318,301,048
販売投資証券未収金	2 (a)	853,895
以下に係る未実現評価益：		
未決済先渡為替予約	2 (d)	660,514
差金決済契約	2 (d)	105,258,966
資産合計		1,186,721,207
負債		
銀行からの借入金	2 (a)	2,088
未払利息および未払配当金	2 (a)、2 (d)	6,662,720
購入投資有価証券未払金	2 (a)、2 (d)	350,535,523
買戻し投資証券未払金	2 (a)	4,437,793
以下に係る未実現評価損：		
未決済先渡為替予約	2 (d)	22,633,389
差金決済契約	2 (d)	111,528,768
未払費用およびその他の負債	2 (a)、4、5、 6、7、8	2,052,867
負債合計		497,853,148
純資産合計		688,868,059

⁽¹⁾ ファンドの名称が前会計年度末後に変更された。詳細については注記17を参照のこと。

添付の注記は、これらの財務書類の不可分の一部である。

3 会計年度末における純資産価額の概要 2023年5月31日現在

ブラックロック・システムティック・US・エクイティ・
アブソルート・リターン・ファンド⁽¹⁾

	通貨	ブラックロック・システムティック・US・エクイティ・ アブソルート・リターン・ファンド ⁽¹⁾		
		2023年 5月31日現在	2022年 5月31日現在	2021年 5月31日現在
純資産合計	米ドル	688,868,059	785,239,765	687,136,883
以下の1口当たり純資産価額：				
クラスA無分配投資証券（豪ドル）	豪ドル	222.21	196.95	170.72
クラスA無分配投資証券（ユーロ）	ユーロ	112.15	110.40	90.95
クラスAスウェーデン・クローナ・ ヘッジ無分配投資証券	スウェーデン・ クローナ	127.62	127.86	120.10
クラスA無分配英国報告型投資証券	米ドル	142.84	140.36	131.19
クラスAユーロ・ヘッジ無分配英国 報告型投資証券	ユーロ	124.11	125.00	117.77
クラスA無分配英国報告型投資証券 （英ポンド）	英ポンド	183.17	176.88	146.85
クラスD無分配投資証券	米ドル	123.68	121.08	113.03
クラスDスイス・フラン・ヘッジ無 分配投資証券	スイス・フラン	104.06	104.97	98.68
クラスDユーロ・ヘッジ無分配英国 報告型投資証券	ユーロ	129.52	130.21	122.08
クラスD英ポンド・ヘッジ無分配英 国報告型投資証券	英ポンド	117.66	116.74	108.83
クラスEユーロ・ヘッジ無分配投資 証券	ユーロ	98.38	99.57	94.29
クラスIユーロ・ヘッジ無分配投資 証券	ユーロ	106.52	106.67	99.92
クラスI日本円ヘッジ無分配投資証 券	日本円	10,197.20	10,325.84	9,650.34
クラスIスウェーデン・クローナ・ ヘッジ無分配投資証券	スウェーデン・ クローナ	100.23	99.60	92.79
クラスI無分配英国報告型投資証券	米ドル	118.31	115.33	107.53
クラスX無分配投資証券	米ドル	181.57	175.18	160.83

⁽¹⁾ ファンドの名称が前会計年度末後に変更された。詳細については注記17を参照のこと。

添付の注記は、これらの財務書類の不可分の一部である。

損益および純資産変動計算書 2023年5月31日に終了した会計年度

ブラックロック・システムティ
ク・US・エクイティ・アプソルー
ト・リターン・ファンド⁽¹⁾

	注記	米ドル
期首純資産		785,239,765
収益		
預金利息	2 (c)	5,953,862
債券利息、源泉徴収税控除後	2 (c)	20,209,197
差金決済契約に係る受取配当金、源泉徴収税控除後	2 (c)、2 (d)	43,919,236
収益合計		70,082,295
費用		
銀行利息	2 (c)	104,884
差金決済契約に係る支払利息	2 (c)、2 (d)	12,101,933
差金決済契約に係る支払配当金、源泉徴収税控除後	2 (c)、2 (d)	63,545,340
年間サービス費用	5	1,170,506
預託報酬	2 (i)、6	1,212,012
税金	8	210,923
パフォーマンス・フィー	7、16	852,024
販売報酬	4	18,529
ローン・コミットメント・フィー	14	5,324
投資運用報酬	4	8,520,179
費用合計		87,741,654
投資純損失		(17,659,359)
以下に係る実現純利益／（損失）：		
投資有価証券	2 (a)、2 (b)	(917,348)
差金決済契約	2 (d)	40,202,853
外貨および先渡為替予約	2 (d)、2 (e)、2 (j)	(23,919,256)
当期実現純利益		15,366,249
以下に係る未実現評価益／（損）の純変動額：		
投資有価証券	2 (a)	809,592
差金決済契約	2 (d)	(4,292,519)
外貨および先渡為替予約	2 (d)、2 (e)、2 (j)	(28,530,564)
当期末実現評価益／（損）の純変動		(32,013,491)
運用成績による純資産の減少		(34,306,601)
資本の変動		
投資証券発行による正味受取額		276,852,280
投資証券買戻しによる正味支払額		(338,917,385)
資本の変動による純資産の減少		(62,065,105)
期末純資産		688,868,059

⁽¹⁾ ファンドの名称が前会計年度末後に変更された。詳細については注記17を参照のこと。

添付の注記は、これらの財務書類の不可分の一部である。

発行済投資証券口数変動表 2023年5月31日に終了した会計年度

ブラックロック・システマティック・US・エクイティ・
アブソルート・リターン・ファンド⁽¹⁾

	期首発行済 投資証券口数	当期発行 投資証券口数	当期買戻し 投資証券口数	期末発行済 投資証券口数
クラスA無分配投資証券（豪ドル）	149	—	—	149
クラスA無分配投資証券（ユーロ）	258	3,840	2,917	1,181
クラスAスウェーデン・クローナ・ヘッジ無 分配投資証券	4,657,097	1,807,528	2,678,073	3,786,552
クラスA無分配英国報告型投資証券	183,950	58,542	79,574	162,918
クラスAユーロ・ヘッジ無分配英国報告型投 資証券	1,221,488	148,660	377,647	992,501
クラスA無分配英国報告型投資証券（英ポン ド）	33	—	—	33
クラスD無分配投資証券	143,423	198,945	214,667	127,701
クラスDスイス・フラン・ヘッジ無分配投資 証券	2,068	230	—	2,298
クラスDユーロ・ヘッジ無分配英国報告型投 資証券	477,448	359,928	517,162	320,214
クラスD英ポンド・ヘッジ無分配英国報告型 投資証券	133	1,065	1,197	1
クラスEユーロ・ヘッジ無分配投資証券	47,424	10,039	27,414	30,049
クラスIユーロ・ヘッジ無分配投資証券	574,771	369,817	259,930	684,658
クラスI日本円ヘッジ無分配投資証券	3,449,334	1,209,796	841,781	3,817,349
クラスIスウェーデン・クローナ・ヘッジ無 分配投資証券	1,276,996	—	548,324	728,672
クラスI無分配英国報告型投資証券	644,328	78,798	367,671	355,455
クラスX無分配投資証券	93,368	34,059	15,034	112,393

⁽¹⁾ ファンドの名称が前会計年度末後に変更された。詳細については注記17を参照のこと。

添付の注記は、これらの財務書類の不可分の一部である。

ブラックロック・システムティック・US・エクイティ・アブソルート・リターン・ファンド

投資有価証券明細表 2023年5月31日現在

保有高	銘柄	時価 (米ドル)	純資産比率 (%)
公認の証券取引所に上場されているまたはその他の規制市場で取引されている譲渡可能な有価証券および短期金融商品			
普通株式およびワラント			
ケイマン諸島			
30,454	Apollo Strategic Growth Capital II (Wts 31/12/2027)	5,482	0.00
		5,482	0.00
米国			
12,456	ACELYRIN Inc	224,208	0.03
2,480	SentinelOne Inc 'A'	52,625	0.01
		276,833	0.04
普通株式およびワラント合計		282,315	0.04
債券			
米国			
USD 10,500,000	Federal Farm Credit Discount Notes 5/10/2023 (Zero Coupon)	10,315,517	1.50
USD 19,650,000	United States Treasury Bill 29/8/2023 (Zero Coupon)	19,405,638	2.82
USD 300,000	United States Treasury Bill 31/8/2023 (Zero Coupon)	296,316	0.04
USD 19,250,000	United States Treasury Bill 7/9/2023 (Zero Coupon)	18,998,467	2.76
USD 12,400,000	United States Treasury Bill 14/9/2023 (Zero Coupon)	12,230,378	1.77
USD 25,500,000	United States Treasury Bill 19/9/2023 (Zero Coupon)	25,093,286	3.64
USD 17,815,000	United States Treasury Bill 26/9/2023 (Zero Coupon)	17,510,808	2.54
USD 39,900,000	United States Treasury Bill 12/10/2023 (Zero Coupon)	39,188,178	5.69
USD 9,225,000	United States Treasury Bill 24/11/2023 (Zero Coupon)	8,991,157	1.30
USD 21,895,000	United States Treasury Bill 30/11/2023 (Zero Coupon)	21,395,440	3.11
USD 5,610,000	United States Treasury Bill 18/4/2024 (Zero Coupon)	5,382,692	0.78
USD 5,000,000	United States Treasury Bill 16/5/2024 (Zero Coupon)	4,775,879	0.69
USD 22,700,000	United States Treasury Floating Rate Note FRN 31/10/2023	22,701,228	3.30
USD 15,000,000	United States Treasury Note/Bond 1.50% 29/2/2024	14,583,343	2.12
USD 12,000,000	United States Treasury Note/Bond 2.25% 31/3/2024	11,706,097	1.70
		232,574,424	33.76
債券合計		232,574,424	33.76
譲渡性預金証書			
カナダ			
USD 5,000,000	Toronto-Dominion Bank FRN 29/1/2024	5,000,000	0.73
		5,000,000	0.73
フランス			
USD 5,000,000	BNP Paribas SA FRN 16/11/2023	5,000,000	0.72
USD 7,500,000	Credit Industriel Et Commercial SA FRN 10/7/2023	7,500,320	1.09
		12,500,320	1.81
日本			
USD 5,000,000	Mizuho Bank Ltd FRN 21/2/2024	5,000,000	0.73
		5,000,000	0.73

保有高		銘柄	時価 (米ドル)	純資産比率 (%)
英国				
USD	7,500,000	Oversea Chinese Banking Corporation FRN 14/7/2023	7,498,838	1.09
			7,498,838	1.09
米国				
USD	4,510,000	Bank of America NA FRN 14/7/2023	4,510,000	0.65
USD	6,000,000	Natixis SA FRN 2/2/2024	6,000,000	0.87
			10,510,000	1.52
譲渡性預金証書合計			40,509,158	5.88
コマーシャル・ペーパー				
オーストラリア				
USD	5,000,000	Commonwealth Bank of Australia FRN 16/2/2024	5,000,000	0.73
USD	5,000,000	National Australia Bank Ltd 1/6/2023 (Zero Coupon)	5,000,000	0.73
USD	10,000,000	National Australia Bank Ltd FRN 13/7/2023	10,000,000	1.45
USD	6,000,000	Westpac Banking Corp 30/8/2023 (Zero Coupon)	5,938,950	0.86
			25,938,950	3.77
カナダ				
USD	5,000,000	Bank of Montreal FRN 6/10/2023	4,997,201	0.73
USD	5,000,000	CDP Financial Inc 1/11/2023 (Zero Coupon)	4,894,388	0.71
USD	9,200,000	Export Development Canada 9/6/2023 (Zero Coupon)	9,190,391	1.33
USD	9,650,000	National Bank of Canada 14/7/2023 (Zero Coupon)	9,590,697	1.39
USD	7,000,000	Podium Funding Trust 25/7/2023 (Zero Coupon)	6,947,815	1.01
USD	7,500,000	Podium Funding Trust 1/11/2023 (Zero Coupon)	7,331,062	1.07
			42,951,554	6.24
フランス				
USD	10,500,000	Antalis SA 12/6/2023 (Zero Coupon)	10,483,798	1.52
USD	3,500,000	Antalis SA 1/8/2023 (Zero Coupon)	3,470,525	0.50
USD	8,600,000	BPCE SA 1/8/2023 (Zero Coupon)	8,528,013	1.24
			22,482,336	3.26
ルクセンブルグ				
USD	10,000,000	Banque et Caisse d' Epargne de l' Etat 23/6/2023 (Zero Coupon)	9,969,139	1.45
USD	7,350,000	Banque et Caisse d' Epargne de l' Etat 11/8/2023 (Zero Coupon)	7,280,710	1.05
			17,249,849	2.50
南アフリカ				
USD	10,000,000	KFW International Finance Inc 20/7/2023 (Zero Coupon)	9,931,945	1.44
			9,931,945	1.44
スペイン				
USD	5,000,000	Banco Santander SA 4/10/2023 (Zero Coupon)	4,910,417	0.71
			4,910,417	0.71
スウェーデン				
USD	7,500,000	Svenska Handelsbanken AB FRN 13/7/2023	7,500,000	1.09
USD	5,000,000	Svenska Handelsbanken AB FRN 28/7/2023	5,000,000	0.73
			12,500,000	1.82
英国				
USD	13,250,000	Lloyds Bank Plc 2/8/2023 (Zero Coupon)	13,135,903	1.91
			13,135,903	1.91

保有高	銘柄	時価 (米ドル)	純資産比率 (%)
米国			
USD 5,000,000	Alinghi Funding Co LLC 13/7/2023 (Zero Coupon)	4,970,425	0.72
USD 5,000,000	Amazon.com Inc 28/6/2023 (Zero Coupon)	4,982,000	0.72
USD 10,000,000	Amazon.com Inc 17/7/2023 (Zero Coupon)	9,937,644	1.44
USD 15,750,000	Chariot Funding LLC 14/6/2023 (Zero Coupon)	15,722,472	2.28
USD 5,000,000	Charta LLC 16/6/2023 (Zero Coupon)	4,989,708	0.73
USD 7,125,000	Ciesco LLC 5/6/2023 (Zero Coupon)	7,120,978	1.03
USD 1,500,000	Columbia Funding Company LLC 5/6/2023 (Zero Coupon)	1,499,221	0.22
USD 5,723,000	Cooperatieve Rabobank UA 25/9/2023 (Zero Coupon)	5,631,534	0.82
USD 9,950,000	Cooperatieve Rabobank UA 2/10/2023 (Zero Coupon)	9,784,100	1.42
USD 10,000,000	Federation des Caisses Desjardins du Quebec 28/8/2023 (Zero Coupon)	9,874,600	1.43
USD 2,750,000	GTA Funding LLC 10/7/2023 (Zero Coupon)	2,734,687	0.40
USD 9,500,000	GTA Funding LLC 4/8/2023 (Zero Coupon)	9,411,840	1.37
USD 12,000,000	ING US Funding LLC 1/9/2023 (Zero Coupon)	11,850,653	1.72
USD 4,400,000	ING US Funding LLC 25/9/2023 (Zero Coupon)	4,329,962	0.63
USD 12,100,000	John Deere Capital Corp 22/6/2023 (Zero Coupon)	12,064,708	1.75
USD 5,000,000	John Deere Capital Corp 7/8/2023 (Zero Coupon)	4,952,356	0.72
USD 7,520,000	Johnson & Johnson 13/7/2023 (Zero Coupon)	7,477,713	1.09
USD 7,500,000	Linde Plc 5/7/2023 (Zero Coupon)	7,464,088	1.08
USD 5,200,000	L' Oreal SA 7/6/2023 (Zero Coupon)	5,195,840	0.75
USD 13,800,000	L' Oreal SA 24/8/2023 (Zero Coupon)	13,632,238	1.98
USD 9,750,000	Macquarie Bank Ltd FRN 22/6/2023	9,750,000	1.42
USD 9,600,000	Nederlandse Waterschapsbank NV 1/6/2023 (Zero Coupon)	9,600,000	1.39
USD 15,600,000	Nederlandse Waterschapsbank NV 19/7/2023 (Zero Coupon)	15,493,920	2.25
USD 6,100,000	Nestle Finance International Ltd 29/9/2023 (Zero Coupon)	5,996,300	0.87
USD 9,250,000	Oesterreichische Kontrollbank AG 26/6/2023 (Zero Coupon)	9,217,432	1.34
USD 7,500,000	Old Line Funding LLC 11/7/2023 (Zero Coupon)	7,458,750	1.08
USD 17,500,000	Old Line Funding LLC 4/12/2023 (Zero Coupon)	16,999,092	2.47
USD 13,100,000	Pacific Life Insurance Co 21/6/2023 (Zero Coupon)	13,062,592	1.90
USD 8,750,000	Ridgefield Funding Co LLC 2/8/2023 (Zero Coupon)	8,675,858	1.26
USD 9,500,000	Royal Bank of Canada 20/6/2023 (Zero Coupon)	9,475,181	1.38
USD 14,000,000	Siemens Capital Co LLC 30/6/2023 (Zero Coupon)	13,943,837	2.02
USD 4,500,000	Societe Generale SA FRN 17/11/2023	4,500,000	0.65
USD 6,500,000	Suncorp Metway Ltd 6/6/2023 (Zero Coupon)	6,495,613	0.94
USD 7,000,000	Toyota Motor Credit Corp 5/7/2023 (Zero Coupon)	6,968,597	1.01
USD 10,000,000	United Overseas Bank Ltd 28/7/2023 (Zero Coupon)	9,917,667	1.44
		301,181,606	43.72
コマーシャル・ペーパー合計		450,282,560	65.37
公認の証券取引所に上場されているまたはその他の規制市場で取引されている 譲渡可能な有価証券および短期金融商品合計		723,648,457	105.05
投資有価証券（時価）合計		723,648,457	105.05
その他の純負債		(34,780,398)	(5.05)
純資産合計（米ドル）		688,868,059	100.00

添付の注記は、これらの財務書類の不可分の一部である。

保有高	銘柄	取引相手	未実現純評価益 ／ (損) (米ドル)
デリバティブ金融商品			
差金決済契約			
ブラジル			
13,100	Agrenco Ltd BDR*	Morgan Stanley	—
(3)	Banco ABC Brasil SA (Pref)	Morgan Stanley	1
			<u>1</u>
カナダ			
21,785	Perpetua Resources Corp	Bank of America Merrill Lynch	(14,378)
31,184	Perpetua Resources Corp	Barclays Bank	(13,097)
19,842	Perpetua Resources Corp	Goldman Sachs	(13,096)
24,588	Perpetua Resources Corp	HSBC	(21,883)
12,571	Perpetua Resources Corp	Morgan Stanley	(5,280)
(26,058)	Poseidon Concepts Corp*	Morgan Stanley	5,211
12,100	Sears Canada Inc*	Morgan Stanley	(5,557)
			<u>(68,080)</u>
ケイマン諸島			
(27,864)	SMART Global Holdings Inc	Goldman Sachs	(159,382)
(18,315)	SMART Global Holdings Inc	HSBC	(116,483)
			<u>(275,865)</u>
メキシコ			
12,916	Prologis Property Mexico SA de CV (REIT)	Goldman Sachs	—
			<u>—</u>
ペルー			
7,452	Tahoe Resources Inc	Morgan Stanley	(75)
			<u>(75)</u>
米国			
(696)	10X Genomics Inc 'A'	Bank of America Merrill Lynch	64
(5,444)	10X Genomics Inc 'A'	Barclays Bank	21,123
(2,624)	10X Genomics Inc 'A'	Goldman Sachs	1,548
(2,834)	10X Genomics Inc 'A'	HSBC	4,878
19,495	1-800-Flowers.com Inc 'A'	Barclays Bank	(23,979)
9,512	1-800-Flowers.com Inc 'A'	HSBC	2,663
3,537	1st Source Corp	Barclays Bank	(495)
1,003	1st Source Corp	Goldman Sachs	522
21,676	1st Source Corp	HSBC	14,089
(1,493)	1stdibs.com Inc	Barclays Bank	(75)
(1,086)	1stdibs.com Inc	Goldman Sachs	33
(7,335)	1stdibs.com Inc	HSBC	2,127
(28,594)	1stdibs.com Inc	Morgan Stanley	(1,430)
(22,054)	23andMe Holding Co 'A'	HSBC	4,852
(45,909)	23andMe Holding Co 'A'	Morgan Stanley	5,509
8,250	2seventy bio Inc	Bank of America Merrill Lynch	1,403
3,035	2seventy bio Inc	Barclays Bank	819
2,041	2seventy bio Inc	Goldman Sachs	347
9,031	2seventy bio Inc	HSBC	4,606
6,849	2seventy bio Inc	Morgan Stanley	1,849

保有高	銘柄	取引相手	未実現純評価益 ／(損) (米ドル)
	米国(続き)		
6,033	2U Inc	Bank of America Merrill Lynch	(482)
22,723	2U Inc	Barclays Bank	(7,953)
455	2U Inc	Goldman Sachs	(36)
388	2U Inc	HSBC	8
6,031	2U Inc	Morgan Stanley	(2,111)
(7,471)	3D Systems Corp	Bank of America Merrill Lynch	358
(24,009)	3D Systems Corp	Barclays Bank	6,723
(71,687)	3D Systems Corp	Goldman Sachs	15,054
(59,122)	3D Systems Corp	HSBC	56,757
(23,999)	3D Systems Corp	Morgan Stanley	2,348
(39,377)	3M Co	Barclays Bank	283,120
(7,413)	3M Co	Goldman Sachs	44,256
(10,194)	3M Co	HSBC	79,717
(5,827)	3M Co	Morgan Stanley	41,896
6,198	4D Molecular Therapeutics Inc	Goldman Sachs	5,663
(2,693)	5E Advanced Materials Inc	HSBC	4,901
(46,503)	5E Advanced Materials Inc	Morgan Stanley	13,021
5,599	8x8 Inc	Bank of America Merrill Lynch	4,031
24,732	8x8 Inc	Barclays Bank	4,204
94,209	8x8 Inc	HSBC	97,670
7,067	8x8 Inc	Morgan Stanley	1,201
(26,447)	908 Devices Inc	Barclays Bank	(2,512)
(10,009)	908 Devices Inc	Morgan Stanley	(951)
11,305	A O Smith Corp	Bank of America Merrill Lynch	(34,367)
18,427	A O Smith Corp	Barclays Bank	(55,834)
1,728	A O Smith Corp	Goldman Sachs	(5,253)
18,129	A O Smith Corp	HSBC	(81,848)
11,803	A O Smith Corp	Morgan Stanley	(35,763)
17,395	A10 Networks Inc	Barclays Bank	13,481
12,598	A10 Networks Inc	Morgan Stanley	9,763
6,500	AAON Inc	Barclays Bank	(22,100)
(11,181)	AAR Corp	Goldman Sachs	25,381
(4,708)	AAR Corp	HSBC	7,957
(1,986)	AAR Corp	Morgan Stanley	6,236
27,372	Aaron's Co Inc	Barclays Bank	(12,865)
10,311	Aaron's Co Inc	HSBC	(722)
13,043	Aaron's Co Inc	Morgan Stanley	(6,130)
9,945	Abbott Laboratories	Bank of America Merrill Lynch	(88,113)
476	Abbott Laboratories	Goldman Sachs	(4,218)
7,277	Abbott Laboratories	HSBC	(72,188)
4,310	Abbott Laboratories	Morgan Stanley	(31,334)
(472)	AbbVie Inc	Barclays Bank	4,215
(1,477)	AbbVie Inc	Goldman Sachs	15,686
17,212	AbCellera Biologics Inc	Barclays Bank	6,368
13,900	AbCellera Biologics Inc	HSBC	17,653

保有高	銘柄	取引相手	未実現純評価益 ／(損) (米ドル)
	米国(続き)		
4,562	Abercrombie & Fitch Co ' A'	Bank of America Merrill Lynch	31,478
3,907	Abercrombie & Fitch Co ' A'	Barclays Bank	33,561
7,310	Abercrombie & Fitch Co ' A'	Morgan Stanley	62,793
(765)	ABIOMED Inc*	Barclays Bank	(2,157)
(3,054)	ABIOMED Inc*	Goldman Sachs	(5,497)
(36,374)	ABM Industries Inc	Barclays Bank	(28,372)
(7,257)	ABM Industries Inc	HSBC	(14,151)
7,579	Absci Corp	HSBC	3,638
8,262	Absci Corp	Morgan Stanley	744
(26,484)	Acacia Research Corp	Bank of America Merrill Lynch	1,854
(55,272)	Acacia Research Corp	Barclays Bank	553
(30,709)	Acacia Research Corp	Goldman Sachs	2,150
(47,759)	Acacia Research Corp	HSBC	—
(33,060)	Acacia Research Corp	Morgan Stanley	331
738	Academy Sports & Outdoors Inc	Bank of America Merrill Lynch	(7,621)
(13,739)	Academy Sports & Outdoors Inc	Barclays Bank	68,695
732	Academy Sports & Outdoors Inc	Goldman Sachs	(3,467)
3,353	Academy Sports & Outdoors Inc	HSBC	(21,004)
13,718	Academy Sports & Outdoors Inc	Morgan Stanley	(67,513)
(2,258)	Acadia Healthcare Co Inc	Bank of America Merrill Lynch	7,339
(6,361)	Acadia Healthcare Co Inc	Barclays Bank	25,635
3,656	Acadia Healthcare Co Inc	Barclays Bank	(14,734)
2,617	Acadia Healthcare Co Inc	Goldman Sachs	(8,505)
(15,966)	Acadia Healthcare Co Inc	HSBC	5,588
4,770	Acadia Healthcare Co Inc	HSBC	(1,670)
(7,030)	ACADIA Pharmaceuticals Inc	HSBC	(18,137)
(1,424)	ACADIA Pharmaceuticals Inc	Morgan Stanley	1,996
10,858	Acadia Realty Trust (REIT)	Bank of America Merrill Lynch	(7,166)
41,400	Acadia Realty Trust (REIT)	Barclays Bank	(12,006)
32,707	Acadia Realty Trust (REIT)	Goldman Sachs	(21,587)
85,359	Acadia Realty Trust (REIT)	HSBC	(56,337)
14,498	Acadia Realty Trust (REIT)	Morgan Stanley	(4,204)
4,969	Accel Entertainment Inc	Bank of America Merrill Lynch	(1,342)
41,867	Accel Entertainment Inc	Barclays Bank	(14,235)
21,191	Accel Entertainment Inc	Goldman Sachs	(5,722)
15,519	Accel Entertainment Inc	HSBC	2,017
12,296	Accel Entertainment Inc	Morgan Stanley	(4,181)
1,095	Accenture Plc ' A'	HSBC	45,311
(1,834)	Accenture Plc ' A'	HSBC	(75,891)
(683)	Accenture Plc ' A'	Morgan Stanley	(10,416)
(25,647)	ACCO Brands Corp	Bank of America Merrill Lynch	10,201
(5,799)	ACCO Brands Corp	HSBC	789
(63,531)	ACCO Brands Corp	Morgan Stanley	24,084
9,586	Accolade Inc	Goldman Sachs	7,861
10,000	Accolade Inc	HSBC	750

保有高	銘柄	取引相手	未実現純評価益 ／(損) (米ドル)
	米国(続き)		
3,991	Accolade Inc	Morgan Stanley	2,594
18,083	Accuray Inc	Barclays Bank	(3,255)
51,367	Accuray Inc	Goldman Sachs	(514)
84,942	Accuray Inc	Morgan Stanley	(15,290)
59,092	ACI Worldwide Inc	Barclays Bank	(70,319)
(5,031)	Aclaris Therapeutics Inc	Bank of America Merrill Lynch	302
(6,912)	Aclaris Therapeutics Inc	Goldman Sachs	415
(5,885)	Aclaris Therapeutics Inc	HSBC	824
(2,260)	Aclaris Therapeutics Inc	Morgan Stanley	271
(1,915)	ACM Research Inc 'A'	Bank of America Merrill Lynch	(670)
(10,330)	ACM Research Inc 'A'	Barclays Bank	(2,066)
(1,841)	ACM Research Inc 'A'	HSBC	55
(1,027)	ACNB Corp	Bank of America Merrill Lynch	(436)
(18,000)	ACNB Corp	Barclays Bank	(90)
(14,089)	ACNB Corp	Goldman Sachs	(5,988)
(1,173)	ACNB Corp	HSBC	(2,000)
(16,732)	Actinium Pharmaceuticals Inc	Bank of America Merrill Lynch	17,401
(1,197)	Activision Blizzard Inc	Bank of America Merrill Lynch	(3,103)
(1,783)	Activision Blizzard Inc	Goldman Sachs	(2,540)
(7,216)	Activision Blizzard Inc	HSBC	(30,660)
1,085	Acuity Brands Inc	Bank of America Merrill Lynch	(7,063)
1,818	Acuity Brands Inc	Barclays Bank	(11,853)
519	Acuity Brands Inc	Goldman Sachs	(3,379)
857	Acuity Brands Inc	HSBC	(5,030)
989	Acuity Brands Inc	Morgan Stanley	(6,448)
1,991	Acumen Pharmaceuticals Inc	Bank of America Merrill Lynch	(2,668)
6,724	Acumen Pharmaceuticals Inc	Barclays Bank	(3,026)
4,817	Acumen Pharmaceuticals Inc	Goldman Sachs	(6,455)
(727)	Acushnet Holdings Corp	Bank of America Merrill Lynch	(646)
(20,489)	Acushnet Holdings Corp	Barclays Bank	(19,014)
(1,978)	Acushnet Holdings Corp	HSBC	13,609
(434)	Acushnet Holdings Corp	Morgan Stanley	(220)
(10,037)	ACV Auctions Inc 'A'	Barclays Bank	5,320
(25,313)	ACV Auctions Inc 'A'	Goldman Sachs	(7,088)
885	Adams Resources & Energy Inc	Barclays Bank	(434)
945	Adams Resources & Energy Inc	Goldman Sachs	926
6,193	Adams Resources & Energy Inc	HSBC	(27,001)
3,148	Adams Resources & Energy Inc	Morgan Stanley	(1,543)
(11,695)	AdaptHealth Corp	Bank of America Merrill Lynch	8,187
(1,667)	AdaptHealth Corp	HSBC	2,767
(5,609)	AdaptHealth Corp	Morgan Stanley	5,329
7,376	Adaptive Biotechnologies Corp	Bank of America Merrill Lynch	3,614
88,712	Adaptive Biotechnologies Corp	Barclays Bank	54,114
17,451	Adaptive Biotechnologies Corp	Goldman Sachs	8,551
33,769	Adaptive Biotechnologies Corp	HSBC	12,832

保有高	銘柄	取引相手	未実現純評価益 ／(損) (米ドル)
	米国 (続き)		
36,238	Adaptive Biotechnologies Corp	Morgan Stanley	22,105
869	Addus HomeCare Corp	Bank of America Merrill Lynch	1,642
7,379	Addus HomeCare Corp	Barclays Bank	568
953	Addus HomeCare Corp	Goldman Sachs	2,449
1,279	Addus HomeCare Corp	HSBC	2,922
1,861	Addus HomeCare Corp	Morgan Stanley	7
(2,483)	Adeia Inc	Bank of America Merrill Lynch	(1,192)
(26,771)	Adeia Inc	Barclays Bank	(8,834)
(14,452)	Adeia Inc	HSBC	(32,463)
(10,197)	Adeia Inc	Morgan Stanley	(3,365)
(20,420)	Adicet Bio Inc	Bank of America Merrill Lynch	33,693
(9,094)	Adicet Bio Inc	Barclays Bank	7,639
(1,838)	Adicet Bio Inc	Goldman Sachs	3,033
13,480	Adient Plc	Bank of America Merrill Lynch	(21,164)
2,905	Adient Plc	Barclays Bank	(5,781)
8,054	Adient Plc	Goldman Sachs	(12,645)
5,844	Adient Plc	HSBC	(12,155)
8,076	Adient Plc	Morgan Stanley	(16,071)
17,982	ADMA Biologics Inc	Barclays Bank	(1,618)
2,157	Adobe Inc	Bank of America Merrill Lynch	150,192
3,020	Adobe Inc	Barclays Bank	130,615
285	Adobe Inc	Goldman Sachs	16,850
855	Adobe Inc	HSBC	60,910
3,898	Adobe Inc	Morgan Stanley	168,588
59,189	ADT Inc	Bank of America Merrill Lynch	(15,389)
(20,792)	ADT Inc	Barclays Bank	6,653
26,587	ADT Inc	Morgan Stanley	(8,508)
(3,590)	Adtalem Global Education Inc	Bank of America Merrill Lynch	(5,349)
(8,183)	Adtalem Global Education Inc	Barclays Bank	7,528
(13,533)	Adtalem Global Education Inc	Goldman Sachs	(20,164)
(7,591)	Adtalem Global Education Inc	HSBC	(3,720)
(41,132)	ADTRAN Holdings Inc	Barclays Bank	9,269
(15,221)	ADTRAN Holdings Inc	Morgan Stanley	1,459
1,840	Aduro Biotech Holdings Europe BV*	Barclays Bank	4,672
4,665	Aduro Biotech Holdings Europe BV*	Morgan Stanley	11,844
2,613	Advance Auto Parts Inc	Bank of America Merrill Lynch	(117,532)
2,414	Advance Auto Parts Inc	Barclays Bank	(102,523)
1,169	Advance Auto Parts Inc	Goldman Sachs	(46,561)
(2,968)	Advanced Drainage Systems Inc	Bank of America Merrill Lynch	(15,439)
(6,267)	Advanced Drainage Systems Inc	Barclays Bank	(8,083)
(7,937)	Advanced Drainage Systems Inc	Goldman Sachs	(75,212)
(1,250)	Advanced Drainage Systems Inc	HSBC	(13,456)
(6,864)	Advanced Drainage Systems Inc	Morgan Stanley	(9,472)
(10,628)	Advanced Emissions Solutions Inc	Barclays Bank	(638)
(5,462)	Advanced Emissions Solutions Inc	HSBC	2,403

保有高	銘柄	取引相手	未実現純評価益 ／(損) (米ドル)
	米国(続き)		
(15,235)	Advanced Emissions Solutions Inc	Morgan Stanley	(914)
6,167	Advanced Energy Industries Inc	Bank of America Merrill Lynch	66,110
8,820	Advanced Energy Industries Inc	Barclays Bank	39,602
4,120	Advanced Energy Industries Inc	HSBC	47,668
9,448	Advanced Energy Industries Inc	Morgan Stanley	42,422
(2,672)	Advanced Micro Devices Inc	Bank of America Merrill Lynch	(27,620)
(7,614)	Advanced Micro Devices Inc	Barclays Bank	(107,249)
(2,056)	Advanced Micro Devices Inc	HSBC	(53,016)
(4,167)	Advanced Micro Devices Inc	Morgan Stanley	(58,943)
(3,728)	AdvanSix Inc	Bank of America Merrill Lynch	1,734
(6,122)	AdvanSix Inc	Barclays Bank	11,050
(5,176)	AdvanSix Inc	Goldman Sachs	2,407
(1,271)	AdvanSix Inc	HSBC	1,646
(47,080)	Advantage Solutions Inc	Barclays Bank	(3,766)
(21,247)	Advantage Solutions Inc	Goldman Sachs	(9,349)
36,621	AECOM	Bank of America Merrill Lynch	(72,876)
25,015	AECOM	Barclays Bank	(48,529)
7,497	AECOM	Goldman Sachs	(14,919)
51,033	AECOM	HSBC	(257,207)
25,737	AECOM	Morgan Stanley	(49,930)
(2,018)	Aehr Test Systems	HSBC	(15,276)
(782)	Aerovate Therapeutics Inc	Barclays Bank	1,357
(4,818)	Aerovate Therapeutics Inc	Goldman Sachs	23,199
(922)	Aerovate Therapeutics Inc	HSBC	5,242
(1,917)	Aerovate Therapeutics Inc	Morgan Stanley	3,326
(787)	AeroVironment Inc	Bank of America Merrill Lynch	10,469
(4,300)	AeroVironment Inc	Barclays Bank	71,079
(816)	AeroVironment Inc	HSBC	9,943
(1,164)	AeroVironment Inc	Morgan Stanley	15,008
(3,987)	AerSale Corp	Barclays Bank	6,171
(1,961)	AerSale Corp	Goldman Sachs	1,353
(25,303)	AerSale Corp	Morgan Stanley	38,339
21,302	AES Corp	Bank of America Merrill Lynch	(15,754)
19,425	AES Corp	Barclays Bank	(10,070)
14,758	AES Corp	Goldman Sachs	(3,358)
2,062	AES Corp	HSBC	(2,394)
24,042	AES Corp	Morgan Stanley	(4,279)
(14,360)	AEye Inc	Barclays Bank	(144)
(41,198)	AEye Inc	HSBC	396
(89,508)	AEye Inc	Morgan Stanley	(895)
1,427	Affiliated Managers Group Inc	Barclays Bank	(3,510)
283	Affiliated Managers Group Inc	Goldman Sachs	(651)
1,092	Affiliated Managers Group Inc	HSBC	(2,315)
459	Affiliated Managers Group Inc	Morgan Stanley	(1,129)
8,639	Affimed NV	Barclays Bank	(1,687)

保有高	銘柄	取引相手	未実現純評価益 ／(損) (米ドル)
	米国 (続き)		
24,812	Affimed NV	Goldman Sachs	(347)
9,086	Affimed NV	HSBC	(71)
10,725	Affirm Holdings Inc	Barclays Bank	9,384
(2,969)	Affirm Holdings Inc	Barclays Bank	(2,598)
1,938	Affirm Holdings Inc	Goldman Sachs	5,048
(16,486)	Aflac Inc	Bank of America Merrill Lynch	24,109
(71,681)	Aflac Inc	Barclays Bank	139,061
(29,673)	Aflac Inc	Goldman Sachs	41,588
(46,507)	Aflac Inc	HSBC	139,521
(44,392)	Aflac Inc	Morgan Stanley	86,120
(2,162)	AGCO Corp	Barclays Bank	7,718
6,697	AGCO Corp	Goldman Sachs	(82,775)
4,838	AGCO Corp	HSBC	(76,259)
2,009	AGCO Corp	Morgan Stanley	(7,172)
23,042	Agenus Inc	Barclays Bank	(922)
39,782	Agenus Inc	Goldman Sachs	(2,785)
14,700	Agenus Inc	HSBC	(2,058)
12,979	Agenus Inc	Morgan Stanley	(519)
4,576	Agilent Technologies Inc	Bank of America Merrill Lynch	(57,566)
13,804	Agilent Technologies Inc	Barclays Bank	(188,838)
12,097	Agilent Technologies Inc	Goldman Sachs	(152,180)
16,352	Agilent Technologies Inc	HSBC	(278,638)
10,173	Agilent Technologies Inc	Morgan Stanley	(139,166)
(20,339)	Agiliti Inc	Barclays Bank	(2,644)
(10,071)	Agiliti Inc	Goldman Sachs	(11,582)
(5,097)	Agiliti Inc	HSBC	(1,376)
(4,093)	Agiliti Inc	Morgan Stanley	(532)
(21,901)	agilon health Inc	Bank of America Merrill Lynch	82,567
(33,808)	agilon health Inc	Barclays Bank	33,808
(15,465)	agilon health Inc	Goldman Sachs	58,303
519	Agilysys Inc	Bank of America Merrill Lynch	(2,315)
659	Agilysys Inc	Goldman Sachs	(2,939)
2,231	Agilysys Inc	Morgan Stanley	6,224
1,259	Agios Pharmaceuticals Inc	Barclays Bank	(1,335)
5,479	Agios Pharmaceuticals Inc	Goldman Sachs	(3,123)
3,986	Agios Pharmaceuticals Inc	Morgan Stanley	(4,225)
(51,714)	AGNC Investment Corp (REIT)	Bank of America Merrill Lynch	(3,361)
(237,348)	AGNC Investment Corp (REIT)	Barclays Bank	(3,560)
(27,499)	AGNC Investment Corp (REIT)	HSBC	8,662
(21,023)	AGNC Investment Corp (REIT)	Morgan Stanley	(315)
(14,031)	Agree Realty Corp (REIT)	Bank of America Merrill Lynch	5,883
(15,192)	Agree Realty Corp (REIT)	Barclays Bank	17,890
(10,426)	Agree Realty Corp (REIT)	Goldman Sachs	16,681
(16,443)	Agree Realty Corp (REIT)	HSBC	16,056
(9,971)	Agree Realty Corp (REIT)	Morgan Stanley	3,065

保有高	銘柄	取引相手	未実現純評価益 ／(損) (米ドル)
	米国(続き)		
(25,321)	Air Lease Corp	Goldman Sachs	(503)
(953)	Air Lease Corp	HSBC	342
(1,742)	Air Lease Corp	Morgan Stanley	608
668	Air Products and Chemicals Inc	Barclays Bank	(2,806)
(2,253)	Air Products and Chemicals Inc	Goldman Sachs	19,128
1,865	Air Products and Chemicals Inc	Morgan Stanley	(7,833)
(1,104)	Air Transport Services Group Inc	Bank of America Merrill Lynch	47
(2,506)	Air Transport Services Group Inc	Barclays Bank	(376)
(12,799)	Air Transport Services Group Inc	HSBC	(29,694)
(28,643)	Air Transport Services Group Inc	Morgan Stanley	(3,318)
(3,589)	Airbnb Inc ' A'	Goldman Sachs	3,481
(801)	Airbnb Inc ' A'	HSBC	16,693
(5,663)	Airbnb Inc ' A'	Morgan Stanley	28,994
(6,303)	Airgain Inc	Bank of America Merrill Lynch	(2,143)
(4,677)	Airgain Inc	Barclays Bank	(1,310)
(30,288)	Airgain Inc	Goldman Sachs	(10,298)
11,105	Akamai Technologies Inc	Barclays Bank	50,306
266	Akamai Technologies Inc	HSBC	3,493
15,095	Akamai Technologies Inc	Morgan Stanley	68,380
4,700	Akazoo SA*	Bank of America Merrill Lynch	(5,452)
5,417	Akazoo SA*	Barclays Bank	(6,284)
11,200	Akazoo SA*	Goldman Sachs	(12,992)
7,099	Akazoo SA*	Morgan Stanley	(71)
(6,093)	Akero Therapeutics Inc	Goldman Sachs	19,315
(937)	Akero Therapeutics Inc	HSBC	918
(685)	Akero Therapeutics Inc	Morgan Stanley	767
8,858	Akouos Inc*	Barclays Bank	6,998
(1,872)	Akoustis Technologies Inc	Bank of America Merrill Lynch	(412)
(157,161)	Akoustis Technologies Inc	Barclays Bank	(39,290)
(7,105)	Akoustis Technologies Inc	HSBC	(1,705)
(55,436)	Akoustis Technologies Inc	Morgan Stanley	(13,859)
(8,232)	Akoya Biosciences Inc	Bank of America Merrill Lynch	576
(7,079)	Akoya Biosciences Inc	Goldman Sachs	496
1,437	Alamo Group Inc	Barclays Bank	(16,727)
548	Alamo Group Inc	Goldman Sachs	(4,417)
6,186	Alarm.com Holdings Inc	Bank of America Merrill Lynch	1,282
2,669	Alarm.com Holdings Inc	Barclays Bank	(4,697)
13,345	Alarm.com Holdings Inc	Goldman Sachs	3,171
9,496	Alarm.com Holdings Inc	HSBC	34,198
11,209	Alarm.com Holdings Inc	Morgan Stanley	(19,728)
25,868	Alaska Air Group Inc	Barclays Bank	4,027
33,289	Alaska Air Group Inc	Goldman Sachs	58,256
(8,500)	Albany International Corp ' A'	Barclays Bank	34,340
(2,615)	Albemarle Corp	Bank of America Merrill Lynch	16,690
(1,603)	Albemarle Corp	Barclays Bank	13,388

保有高	銘柄	取引相手	未実現純評価益 ／(損) (米ドル)
	米国(続き)		
(292)	Albemarle Corp	Goldman Sachs	1,644
(777)	Albemarle Corp	HSBC	(416)
(5,062)	Albemarle Corp	Morgan Stanley	42,420
(7,813)	Albertsons Cos Inc 'A'	Bank of America Merrill Lynch	391
(34,859)	Albertsons Cos Inc 'A'	Barclays Bank	1,045
(47,551)	Albertsons Cos Inc 'A'	Goldman Sachs	2,377
(7,374)	Albertsons Cos Inc 'A'	HSBC	4,056
(5,288)	Albertsons Cos Inc 'A'	Morgan Stanley	159
2,834	Alcoa Corp	Bank of America Merrill Lynch	(5,134)
8,252	Alcoa Corp	Barclays Bank	(22,319)
7,043	Alcoa Corp	Goldman Sachs	(35,285)
13,789	Alcoa Corp	HSBC	(66,737)
5,767	Alcoa Corp	Morgan Stanley	(21,464)
(12,730)	Aldeyra Therapeutics Inc	Barclays Bank	5,092
(1,868)	Aldeyra Therapeutics Inc	Goldman Sachs	1,588
16,589	Alector Inc	Bank of America Merrill Lynch	(3,815)
18,722	Alector Inc	Barclays Bank	562
35,552	Alector Inc	Goldman Sachs	(8,177)
20,926	Alector Inc	HSBC	(4,813)
7,120	Alector Inc	Morgan Stanley	214
16,173	Alerus Financial Corp	Barclays Bank	18,114
11,239	Alerus Financial Corp	Goldman Sachs	31,469
23,391	Alerus Financial Corp	HSBC	84,208
432	Alerus Financial Corp	Morgan Stanley	484
41,727	Alexander & Baldwin Inc	Barclays Bank	(16,453)
39,882	Alexander & Baldwin Inc	Goldman Sachs	(14,668)
14,112	Alexander & Baldwin Inc	HSBC	(3,951)
2,181	Alexander & Baldwin Inc	Morgan Stanley	(602)
(972)	Alexander's Inc (REIT)	Bank of America Merrill Lynch	6,172
(8,113)	Alexander's Inc (REIT)	Barclays Bank	(11,520)
(5,881)	Alexander's Inc (REIT)	Goldman Sachs	37,344
(2,208)	Alexander's Inc (REIT)	HSBC	24,288
(1,317)	Alexander's Inc (REIT)	Morgan Stanley	(1,870)
4,331	Alexandria Real Estate Equities Inc (REIT)	Bank of America Merrill Lynch	(32,439)
(3,945)	Alexandria Real Estate Equities Inc (REIT)	Bank of America Merrill Lynch	29,548
2,634	Alexandria Real Estate Equities Inc (REIT)	Barclays Bank	(11,511)
(2,770)	Alexandria Real Estate Equities Inc (REIT)	Barclays Bank	12,105
2,439	Alexandria Real Estate Equities Inc (REIT)	Goldman Sachs	(18,268)
12,720	Alexandria Real Estate Equities Inc (REIT)	HSBC	(114,862)
(2,698)	Alexandria Real Estate Equities Inc (REIT)	HSBC	16,366
(2,799)	Alexandria Real Estate Equities Inc (REIT)	Morgan Stanley	12,232
(5,889)	Alico Inc	Bank of America Merrill Lynch	(5,536)
(5,143)	Alico Inc	Barclays Bank	3,600
(2,450)	Alico Inc	Goldman Sachs	(2,303)
(7,613)	Alico Inc	HSBC	(6,014)

保有高	銘柄	取引相手	未実現純評価益 ／(損) (米ドル)
	米国 (続き)		
(2,157)	Alico Inc	Morgan Stanley	1,510
(93,590)	Alight Inc ' A'	Barclays Bank	30,885
(94,204)	Alight Inc ' A'	Goldman Sachs	10,363
(20,234)	Alight Inc ' A'	HSBC	14,366
217	Align Technology Inc	Bank of America Merrill Lynch	(3,980)
(269)	Align Technology Inc	Goldman Sachs	971
(92)	Align Technology Inc	HSBC	105
661	Align Technology Inc	Morgan Stanley	(14,469)
(1,145)	Align Technology Inc	Morgan Stanley	20,928
17,529	Alignment Healthcare Inc	Bank of America Merrill Lynch	(18,405)
17,033	Alignment Healthcare Inc	Barclays Bank	(14,819)
9,008	Alignment Healthcare Inc	Goldman Sachs	(9,458)
(13,093)	Alkami Technology Inc	Bank of America Merrill Lynch	(17,283)
(10,554)	Alkami Technology Inc	Barclays Bank	(1,689)
(7,016)	Alkami Technology Inc	Goldman Sachs	(9,261)
27,351	Alkermes Plc	Barclays Bank	(32,274)
4,211	Alkermes Plc	Goldman Sachs	(8,211)
15,446	Alkermes Plc	HSBC	(28,730)
10,056	Allakos Inc	Bank of America Merrill Lynch	(1,106)
17,608	Allakos Inc	Goldman Sachs	(1,937)
18,550	Allakos Inc	HSBC	11,872
(44,925)	Allbirds Inc ' A'	Barclays Bank	(2,246)
(18,356)	Allbirds Inc ' A'	HSBC	2,111
(24,045)	Allbirds Inc ' A'	Morgan Stanley	(1,202)
3,314	Allegiant Travel Co	Barclays Bank	(6,562)
194	Allegiant Travel Co	HSBC	(60)
169	Allegiant Travel Co	Morgan Stanley	(407)
3,252	Allegion Plc	Bank of America Merrill Lynch	(11,837)
19,939	Allegion Plc	Barclays Bank	(80,155)
27,751	Allegion Plc	Goldman Sachs	(101,014)
9,042	Allegion Plc	HSBC	(18,848)
11,222	Allegion Plc	Morgan Stanley	(45,112)
2,785	Allegro MicroSystems Inc	Bank of America Merrill Lynch	5,821
1,027	Allegro MicroSystems Inc	Barclays Bank	1,637
1,075	Allegro MicroSystems Inc	Goldman Sachs	304
(1,216)	Allegro MicroSystems Inc	Morgan Stanley	(839)
2,190	ALLETE Inc	Goldman Sachs	(2,738)
21,952	ALLETE Inc	HSBC	(49,172)
4,052	ALLETE Inc	Morgan Stanley	(7,739)
(41,818)	Alliant Energy Corp	Barclays Bank	61,054
(84,836)	Alliant Energy Corp	Goldman Sachs	242,981
(10,517)	Alliant Energy Corp	HSBC	34,879
(38,654)	Alliant Energy Corp	Morgan Stanley	54,422
4,073	Allied Motion Technologies Inc	Bank of America Merrill Lynch	5,277
9,176	Allied Motion Technologies Inc	Barclays Bank	2,202

保有高	銘柄	取引相手	未実現純評価益 ／ (損) (米ドル)
	米国 (続き)		
2,595	Allied Motion Technologies Inc	Goldman Sachs	3,124
3,686	Allied Motion Technologies Inc	HSBC	4,957
1,119	Allied Motion Technologies Inc	Morgan Stanley	42
(919)	Allison Transmission Holdings Inc	Bank of America Merrill Lynch	414
32,302	Allison Transmission Holdings Inc	Barclays Bank	(31,333)
(15,203)	Allison Transmission Holdings Inc	Barclays Bank	14,747
3,909	Allison Transmission Holdings Inc	Goldman Sachs	(1,759)
(14,084)	Allison Transmission Holdings Inc	Goldman Sachs	7,347
9,826	Allison Transmission Holdings Inc	HSBC	(98)
(4,235)	Allison Transmission Holdings Inc	HSBC	2,811
(4,313)	Allison Transmission Holdings Inc	Morgan Stanley	4,184
10,182	Allogene Therapeutics Inc	Barclays Bank	(8,960)
17,423	Allogene Therapeutics Inc	Goldman Sachs	(26,657)
19,860	Allovir Inc	Barclays Bank	(11,519)
4,246	Allovir Inc	Goldman Sachs	(2,293)
8,248	Allstate Corp	Bank of America Merrill Lynch	(66,809)
16,043	Allstate Corp	Barclays Bank	(132,515)
14,860	Allstate Corp	Goldman Sachs	(120,366)
2,552	Allstate Corp	HSBC	(16,052)
9,862	Allstate Corp	Morgan Stanley	(81,460)
(28,622)	Ally Financial Inc	Bank of America Merrill Lynch	(36,184)
(28,877)	Ally Financial Inc	Barclays Bank	(3,176)
(1,051)	Ally Financial Inc	Goldman Sachs	(1,503)
(6,729)	Ally Financial Inc	HSBC	(12,301)
(17,068)	Ally Financial Inc	Morgan Stanley	(5,254)
(876)	Alnylam Pharmaceuticals Inc	Barclays Bank	4,179
(1,288)	Alnylam Pharmaceuticals Inc	HSBC	27,911
(1,886)	Alnylam Pharmaceuticals Inc	Morgan Stanley	8,996
(10,668)	Alpha & Omega Semiconductor Ltd	Barclays Bank	(2,880)
(11,529)	Alpha & Omega Semiconductor Ltd	Goldman Sachs	(39,660)
(14,816)	Alpha & Omega Semiconductor Ltd	HSBC	(58,227)
(1,786)	Alpha Metallurgical Resources Inc	Bank of America Merrill Lynch	34,934
(1,416)	Alpha Metallurgical Resources Inc	HSBC	32,865
(17,768)	Alpha Pro Tech Ltd	Barclays Bank	1,421
893	Alpha Teknova Inc	HSBC	1,741
16,957	Alphabet Inc ' A'	Barclays Bank	(32,557)
291	Alphabet Inc ' A'	Goldman Sachs	1,926
1,344	Alphabet Inc ' A'	HSBC	20,644
27,220	Alphabet Inc ' A'	Morgan Stanley	(52,262)
(8,017)	Alphatec Holdings Inc	Barclays Bank	4,009
(1,055)	Alphatec Holdings Inc	Goldman Sachs	(285)
(4,753)	Alpine Immune Sciences Inc	Goldman Sachs	(7,652)
(12,147)	Alta Equipment Group Inc	Barclays Bank	7,045
(23,981)	Alta Equipment Group Inc	Goldman Sachs	24,221
(17,708)	Altair Engineering Inc ' A'	Goldman Sachs	(124,310)

保有高	銘柄	取引相手	未実現純評価益 ／(損) (米ドル)
	米国(続き)		
6,581	Alteryx Inc 'A'	Bank of America Merrill Lynch	2,567
3,450	Alteryx Inc 'A'	Barclays Bank	(7,832)
6,786	Alteryx Inc 'A'	Goldman Sachs	2,647
5,329	Alteryx Inc 'A'	HSBC	4,476
884	Alteryx Inc 'A'	Morgan Stanley	(2,007)
74,333	Altice USA Inc 'A'	Bank of America Merrill Lynch	(14,866)
73,039	Altice USA Inc 'A'	Barclays Bank	(2,922)
100,653	Altice USA Inc 'A'	HSBC	(40,261)
22,270	Altice USA Inc 'A'	Morgan Stanley	(891)
(8,275)	Altimmune Inc	Bank of America Merrill Lynch	6,206
(5,730)	Altimmune Inc	Goldman Sachs	4,298
24,189	Alto Ingredients Inc	Bank of America Merrill Lynch	(1,451)
33,605	Alto Ingredients Inc	Barclays Bank	(8,401)
22,241	Alto Ingredients Inc	Goldman Sachs	(1,334)
25,853	Alto Ingredients Inc	HSBC	17,063
22,119	Alto Ingredients Inc	Morgan Stanley	(5,530)
(7,086)	Altria Group Inc	Bank of America Merrill Lynch	5,840
(5,775)	Altria Group Inc	Barclays Bank	3,638
(709)	Altria Group Inc	Goldman Sachs	707
(3,524)	Altria Group Inc	HSBC	2,264
(21,364)	Altria Group Inc	Morgan Stanley	13,441
(34,057)	Altus Power Inc	Bank of America Merrill Lynch	23,159
(3,773)	Altus Power Inc	Barclays Bank	566
(37,876)	Altus Power Inc	Morgan Stanley	5,681
5,967	ALX Oncology Holdings Inc	Bank of America Merrill Lynch	1,551
12,103	ALX Oncology Holdings Inc	Barclays Bank	2,663
2,811	ALX Oncology Holdings Inc	Goldman Sachs	1,116
9,702	ALX Oncology Holdings Inc	HSBC	5,724
2,116	ALX Oncology Holdings Inc	Morgan Stanley	466
7,462	Amalgamated Financial Corp	Bank of America Merrill Lynch	(503)
21,613	Amalgamated Financial Corp	Barclays Bank	(20,316)
33,241	Amalgamated Financial Corp	Goldman Sachs	(4,916)
2,746	Amalgamated Financial Corp	HSBC	(440)
7,487	Amalgamated Financial Corp	Morgan Stanley	(5,046)
(4,634)	A-Mark Precious Metals Inc	Barclays Bank	13,392
(1,824)	A-Mark Precious Metals Inc	Goldman Sachs	4,213
(7,384)	A-Mark Precious Metals Inc	HSBC	16,540
(323)	Amazon.com Inc	Goldman Sachs	(2,189)
(1,111)	Amazon.com Inc	HSBC	(6,148)
4,338	Ambac Financial Group Inc	Bank of America Merrill Lynch	(3,557)
6,696	Ambac Financial Group Inc	Barclays Bank	(737)
10,148	Ambac Financial Group Inc	Goldman Sachs	(8,321)
8,572	Ambac Financial Group Inc	HSBC	(9,429)
1,442	Ambac Financial Group Inc	Morgan Stanley	(159)
1,567	Ambarella Inc	Bank of America Merrill Lynch	3,651

保有高	銘柄	取引相手	未実現純評価益 ／(損) (米ドル)
	米国(続き)		
1,812	Ambarella Inc	Barclays Bank	(6,922)
2,648	Ambarella Inc	Goldman Sachs	6,170
2,428	Ambarella Inc	HSBC	8,134
2,971	Ambarella Inc	Morgan Stanley	(11,349)
(3,976)	AMC Entertainment Holdings Inc	Barclays Bank	179
2,187	AMC Entertainment Holdings Inc	HSBC	11
(5,402)	AMC Networks Inc 'A'	Barclays Bank	8,211
(6,642)	AMC Networks Inc 'A'	Goldman Sachs	17,402
(9,021)	AMC Networks Inc 'A'	HSBC	32,295
(1,906)	Amcor Plc	Barclays Bank	158
92,082	Amcor Plc	Barclays Bank	(57,091)
2,850	Amcor Plc	Goldman Sachs	(2,024)
(75,145)	Amcor Plc	HSBC	60,867
97,010	Amcor Plc	HSBC	(78,578)
(54,226)	Amcor Plc	Morgan Stanley	19,006
(2,470)	Amdocs Ltd	Bank of America Merrill Lynch	1,406
(8,854)	Amdocs Ltd	Barclays Bank	1,594
(21,699)	Amdocs Ltd	Goldman Sachs	(64,118)
(286)	Amdocs Ltd	HSBC	(1,158)
(1,451)	Amdocs Ltd	Morgan Stanley	997
310	Amedisys Inc	Barclays Bank	(406)
809	Amedisys Inc	Goldman Sachs	769
1,083	Amedisys Inc	HSBC	(5,307)
2,113	Amedisys Inc	Morgan Stanley	(7,797)
(19,963)	Amerant Bancorp Inc	Barclays Bank	(2,994)
(20,519)	Amerant Bancorp Inc	Goldman Sachs	(29,547)
(12,921)	Amerant Bancorp Inc	HSBC	(21,320)
2,989	Ameren Corp	Bank of America Merrill Lynch	(2,215)
643	Ameren Corp	Goldman Sachs	(3,119)
1,935	Ameren Corp	HSBC	(1,093)
21,301	Ameren Corp	Morgan Stanley	(66,901)
(2,538)	Ameresco Inc 'A'	Barclays Bank	4,924
(1,710)	Ameresco Inc 'A'	Goldman Sachs	547
(14)	Ameresco Inc 'A'	Morgan Stanley	27
(16,241)	American Airlines Group Inc	Barclays Bank	(7,958)
3,030	American Airlines Group Inc	Barclays Bank	1,485
(10)	American Airlines Group Inc	HSBC	(8)
42,372	American Assets Trust Inc (REIT)	Bank of America Merrill Lynch	8,474
52,971	American Assets Trust Inc (REIT)	Barclays Bank	(9,535)
23,218	American Assets Trust Inc (REIT)	Goldman Sachs	4,644
49,145	American Assets Trust Inc (REIT)	HSBC	12,778
10,235	American Assets Trust Inc (REIT)	Morgan Stanley	(1,842)
(10,097)	American Axle & Manufacturing Holdings Inc	Barclays Bank	2,120
(9,902)	American Axle & Manufacturing Holdings Inc	HSBC	3,763
48,909	American Eagle Outfitters Inc	Barclays Bank	(59,854)

保有高	銘柄	取引相手	未実現純評価益 ／(損) (米ドル)
	米国(続き)		
13,346	American Eagle Outfitters Inc	Goldman Sachs	(31,630)
8,325	American Eagle Outfitters Inc	HSBC	(24,226)
34,764	American Eagle Outfitters Inc	Morgan Stanley	(42,760)
(13,664)	American Electric Power Co Inc	Bank of America Merrill Lynch	99,534
(35,104)	American Electric Power Co Inc	Barclays Bank	154,809
(14,277)	American Electric Power Co Inc	Goldman Sachs	108,185
(31,942)	American Electric Power Co Inc	Morgan Stanley	140,865
(3,272)	American Equity Investment Life Holding Co	Bank of America Merrill Lynch	(5,072)
(43,106)	American Equity Investment Life Holding Co	Barclays Bank	(28,019)
(9,974)	American Equity Investment Life Holding Co	Goldman Sachs	(15,460)
(13,861)	American Equity Investment Life Holding Co	HSBC	(4,737)
(2,413)	American Equity Investment Life Holding Co	Morgan Stanley	(1,568)
19,761	American Express Co	Goldman Sachs	166,980
2,528	American Express Co	HSBC	13,676
1,423	American Financial Group Inc	Bank of America Merrill Lynch	(5,308)
12,030	American Financial Group Inc	Barclays Bank	(34,045)
8,014	American Financial Group Inc	Goldman Sachs	(29,892)
18,310	American Financial Group Inc	HSBC	(36,803)
15,102	American Financial Group Inc	Morgan Stanley	(42,739)
(37,527)	American Homes 4 Rent ' A' (REIT)	Barclays Bank	(15,761)
(2,132)	American Homes 4 Rent ' A' (REIT)	HSBC	1,855
(12,276)	American Homes 4 Rent ' A' (REIT)	Morgan Stanley	(5,156)
(17,604)	American International Group Inc	Bank of America Merrill Lynch	(26,230)
(43,708)	American International Group Inc	Barclays Bank	(3,060)
(9,078)	American International Group Inc	HSBC	(2,542)
(14,046)	American International Group Inc	Morgan Stanley	(983)
(7,446)	American National Bankshares Inc	Bank of America Merrill Lynch	(7,372)
(6,617)	American National Bankshares Inc	Barclays Bank	(199)
(5,026)	American National Bankshares Inc	HSBC	(9,047)
(6,292)	American National Bankshares Inc	Morgan Stanley	(189)
(6,099)	American Outdoor Brands Inc	Barclays Bank	2,928
10,612	American Public Education Inc	Barclays Bank	(12,947)
24,238	American Public Education Inc	HSBC	(10,907)
4,305	American Public Education Inc	Morgan Stanley	(5,252)
(8,040)	American Realty Investors Inc	Barclays Bank	(2,291)
(1,386)	American Realty Investors Inc	Morgan Stanley	(395)
(38,194)	American Software Inc ' A'	Barclays Bank	9,167
(17,011)	American Software Inc ' A'	Goldman Sachs	(7,655)
(10,870)	American States Water Co	Barclays Bank	7,935
(25,519)	American States Water Co	Goldman Sachs	53,080
5,758	American Superconductor Corp	Bank of America Merrill Lynch	(173)
4,627	American Superconductor Corp	HSBC	1,851
4,483	American Superconductor Corp	Morgan Stanley	179
1,249	American Tower Corp (REIT)	Bank of America Merrill Lynch	(18,710)
4,711	American Tower Corp (REIT)	Barclays Bank	(61,196)

保有高	銘柄	取引相手	未実現純評価益 ／(損) (米ドル)
	米国(続き)		
659	American Tower Corp (REIT)	HSBC	(8,389)
3,879	American Tower Corp (REIT)	Morgan Stanley	(50,388)
21,479	American Vanguard Corp	Barclays Bank	(4,940)
11,594	American Vanguard Corp	HSBC	(17,391)
11,244	American Vanguard Corp	Morgan Stanley	(2,586)
(10,534)	American Water Works Co Inc	Barclays Bank	3,930
(13,381)	American Water Works Co Inc	Goldman Sachs	58,674
(4,951)	American Water Works Co Inc	HSBC	20,053
(6,960)	American Water Works Co Inc	Morgan Stanley	3,689
18,276	American Well Corp 'A'	Bank of America Merrill Lynch	3,290
61,204	American Well Corp 'A'	Barclays Bank	(1,836)
32,238	American Well Corp 'A'	Goldman Sachs	5,803
12,173	American Well Corp 'A'	HSBC	2,313
(700)	American Woodmark Corp	Bank of America Merrill Lynch	(6,496)
(353)	American Woodmark Corp	Barclays Bank	(2,669)
(8,944)	American Woodmark Corp	Goldman Sachs	(83,000)
(784)	American Woodmark Corp	HSBC	(5,878)
(411)	American Woodmark Corp	Morgan Stanley	(3,107)
(2,973)	America's Car-Mart Inc	Barclays Bank	(5,292)
(1,940)	America's Car-Mart Inc	Goldman Sachs	(10,845)
(650)	America's Car-Mart Inc	HSBC	(2,249)
(3,850)	Americold Realty Trust Inc (REIT)	Barclays Bank	2,041
(5,501)	Americold Realty Trust Inc (REIT)	Goldman Sachs	3,961
(12,151)	Americold Realty Trust Inc (REIT)	HSBC	15,918
(8,555)	Americold Realty Trust Inc (REIT)	Morgan Stanley	4,534
(7,660)	Ameriprise Financial Inc	Barclays Bank	20,299
(384)	Ameriprise Financial Inc	Goldman Sachs	962
(1,893)	Ameriprise Financial Inc	HSBC	(14,368)
(2,495)	Ameriprise Financial Inc	Morgan Stanley	5,513
(2,584)	AMERISAFE Inc	Barclays Bank	7,287
(2,891)	AMERISAFE Inc	Goldman Sachs	11,969
(2,139)	AMERISAFE Inc	Morgan Stanley	5,756
(8,360)	AmerisourceBergen Corp	Barclays Bank	56,600
(4,917)	AmerisourceBergen Corp	Goldman Sachs	38,795
(4,188)	AmerisourceBergen Corp	HSBC	12,120
(1,307)	AmerisourceBergen Corp	Morgan Stanley	8,888
(9,423)	Ames National Corp	Bank of America Merrill Lynch	(3,392)
(14,000)	Ames National Corp	Barclays Bank	(6,580)
(19,049)	Ames National Corp	Goldman Sachs	(6,858)
(635)	Ames National Corp	HSBC	(13)
(4,150)	Ames National Corp	Morgan Stanley	(1,951)
25,910	AMETEK Inc	Barclays Bank	(50,783)
9,546	AMETEK Inc	Goldman Sachs	(3,532)
16,318	AMETEK Inc	HSBC	15,503
13,681	AMETEK Inc	Morgan Stanley	(26,815)

保有高	銘柄	取引相手	未実現純評価益 ／(損) (米ドル)
	米国(続き)		
3,734	Amgen Inc	Bank of America Merrill Lynch	(56,010)
10,395	Amgen Inc	Goldman Sachs	(155,925)
1,910	Amgen Inc	HSBC	(14,816)
(537)	Amgen Inc	HSBC	8,640
2,026	Amgen Inc	Morgan Stanley	(11,062)
(32,122)	Amicus Therapeutics Inc	Barclays Bank	17,989
(11,800)	Amicus Therapeutics Inc	Goldman Sachs	(472)
(31,774)	Amicus Therapeutics Inc	HSBC	27,174
(7,509)	Amicus Therapeutics Inc	Morgan Stanley	4,205
5,462	Amkor Technology Inc	Bank of America Merrill Lynch	11,527
(3,791)	Amkor Technology Inc	Bank of America Merrill Lynch	(13,344)
22,416	Amkor Technology Inc	Barclays Bank	48,867
18,144	Amkor Technology Inc	Goldman Sachs	60,865
14,639	Amkor Technology Inc	HSBC	50,305
(3,270)	Amkor Technology Inc	HSBC	(13,015)
(6,123)	Amkor Technology Inc	Morgan Stanley	(13,348)
4,961	Amkor Technology Inc	Morgan Stanley	9,353
(52,634)	AMMO Inc	Bank of America Merrill Lynch	(2,895)
(59,140)	AMMO Inc	Barclays Bank	2,070
(30,771)	AMMO Inc	Goldman Sachs	(1,692)
(16,911)	AMMO Inc	HSBC	592
(165,195)	AMMO Inc	Morgan Stanley	5,782
(4,369)	AMN Healthcare Services Inc	Bank of America Merrill Lynch	3,231
(2,832)	AMN Healthcare Services Inc	Barclays Bank	(1,293)
(2,662)	AMN Healthcare Services Inc	HSBC	2,822
(7,084)	AMN Healthcare Services Inc	Morgan Stanley	(6,087)
34,890	Amneal Pharmaceuticals Inc	Barclays Bank	—
36,256	Amneal Pharmaceuticals Inc	Goldman Sachs	9,789
(3,257)	Amphastar Pharmaceuticals Inc	Bank of America Merrill Lynch	(9,673)
(2,050)	Amphastar Pharmaceuticals Inc	Barclays Bank	(943)
(6,039)	Amphastar Pharmaceuticals Inc	Morgan Stanley	(2,778)
(8,460)	Amphenol Corp 'A'	Bank of America Merrill Lynch	(2,876)
(66,191)	Amphenol Corp 'A'	Barclays Bank	(46,204)
(8,582)	Amphenol Corp 'A'	Goldman Sachs	(8,541)
(24,648)	Amphenol Corp 'A'	HSBC	(13,320)
(45,706)	Amphenol Corp 'A'	Morgan Stanley	9,599
(44,285)	Amplify Energy Corp	Barclays Bank	23,471
(20,180)	Amplify Energy Corp	Goldman Sachs	(2,018)
(39,630)	Amplify Energy Corp	HSBC	5,945
(25,339)	Amplify Energy Corp	Morgan Stanley	13,430
(12,564)	Amplitude Inc 'A'	Bank of America Merrill Lynch	11,810
(4,736)	Amplitude Inc 'A'	Barclays Bank	—
(11,451)	Amplitude Inc 'A'	Goldman Sachs	10,764
(3,622)	Amylyx Pharmaceuticals Inc	Bank of America Merrill Lynch	13,945
(2,654)	Amylyx Pharmaceuticals Inc	Goldman Sachs	10,218

保有高	銘柄	取引相手	未実現純評価益 ／(損) (米ドル)
	米国(続き)		
(7,117)	Amylyx Pharmaceuticals Inc	HSBC	39,571
(4,554)	Amylyx Pharmaceuticals Inc	Morgan Stanley	12,660
25,368	Amyris Inc	Barclays Bank	1,383
15,198	Amyris Inc	Goldman Sachs	2,040
13,748	Amyris Inc	HSBC	(203)
4,044	Analog Devices Inc	Barclays Bank	(53,745)
375	Analog Devices Inc	Goldman Sachs	(2,381)
(11,164)	AnaptysBio Inc	Goldman Sachs	6,698
(712)	AnaptysBio Inc	Morgan Stanley	862
(22,471)	Anavex Life Sciences Corp	Bank of America Merrill Lynch	6,854
(13,217)	Anavex Life Sciences Corp	Goldman Sachs	4,031
(31,739)	Anavex Life Sciences Corp	Morgan Stanley	9,998
(2,225)	Andersons Inc	Bank of America Merrill Lynch	(4,361)
(2,231)	Andersons Inc	Barclays Bank	1,740
(2,498)	Andersons Inc	HSBC	(7,094)
(4,536)	Andersons Inc	Morgan Stanley	3,538
15,291	AngioDynamics Inc	Bank of America Merrill Lynch	765
5,674	AngioDynamics Inc	Barclays Bank	(1,305)
13,833	AngioDynamics Inc	Goldman Sachs	692
14,394	AngioDynamics Inc	HSBC	6,477
21,406	AngioDynamics Inc	Morgan Stanley	(4,923)
(4,920)	ANI Pharmaceuticals Inc	Barclays Bank	4,330
4,664	Anika Therapeutics Inc	Bank of America Merrill Lynch	5,410
4,771	Anika Therapeutics Inc	Barclays Bank	(573)
4,215	Anika Therapeutics Inc	Goldman Sachs	4,889
3,001	Anika Therapeutics Inc	HSBC	2,641
7,197	Anika Therapeutics Inc	Morgan Stanley	(864)
(81,209)	Annaly Capital Management Inc (REIT)	Bank of America Merrill Lynch	798
(46,354)	Annaly Capital Management Inc (REIT)	Barclays Bank	11,536
(16,108)	Annaly Capital Management Inc (REIT)	Goldman Sachs	1,303
(13,504)	Annaly Capital Management Inc (REIT)	HSBC	(1,346)
(63,791)	Annaly Capital Management Inc (REIT)	Morgan Stanley	18,499
15,434	Annexon Inc	Barclays Bank	(49,080)
17,446	Annexon Inc	Goldman Sachs	(57,223)
13,109	Annexon Inc	HSBC	(32,379)
389	ANSYS Inc	Bank of America Merrill Lynch	4,597
914	ANSYS Inc	Barclays Bank	22,361
501	ANSYS Inc	Goldman Sachs	13,913
796	ANSYS Inc	Morgan Stanley	22,229
(1,640)	Anterix Inc	Bank of America Merrill Lynch	(3,264)
(8,493)	Anterix Inc	Barclays Bank	170
(6,736)	Anterix Inc	Goldman Sachs	(13,405)
(15,699)	Anterix Inc	HSBC	(18,054)
11,335	Antero Midstream Corp	Bank of America Merrill Lynch	(4,081)
(157,093)	Antero Midstream Corp	Barclays Bank	102,110

保有高	銘柄	取引相手	未実現純評価益 ／(損) (米ドル)
	米国 (続き)		
18,455	Antero Midstream Corp	Barclays Bank	(11,996)
(96,261)	Antero Midstream Corp	Goldman Sachs	34,654
3,389	Antero Midstream Corp	Goldman Sachs	(1,220)
(161,457)	Antero Midstream Corp	HSBC	29,062
9,610	Antero Midstream Corp	HSBC	(1,730)
(17,666)	Antero Midstream Corp	Morgan Stanley	11,483
12,537	Antero Midstream Corp	Morgan Stanley	(8,149)
(15,459)	Antero Resources Corp	Bank of America Merrill Lynch	30,145
(12,625)	Antero Resources Corp	Barclays Bank	40,779
(7,867)	Antero Resources Corp	Goldman Sachs	15,341
(11,665)	Antero Resources Corp	HSBC	3,966
(3,524)	Antero Resources Corp	Morgan Stanley	11,383
(29,632)	Anywhere Real Estate Inc	Barclays Bank	15,705
(3,169)	Anywhere Real Estate Inc	HSBC	(1,711)
(10,284)	Anywhere Real Estate Inc	Morgan Stanley	5,451
1,243	Aon Plc ' A'	Barclays Bank	(22,486)
1,387	Aon Plc ' A'	Morgan Stanley	(25,091)
(2,755)	APA Corp	Bank of America Merrill Lynch	5,179
18,021	APA Corp	Barclays Bank	(43,431)
(7,032)	APA Corp	Barclays Bank	14,031
17,355	APA Corp	HSBC	(35,057)
(2,462)	APA Corp	Morgan Stanley	5,933
(65,116)	Apartment Income Corp (REIT)	Barclays Bank	42,976
(44,798)	Apartment Investment and Management Co ' A' (REIT)	Barclays Bank	16,575
(51,048)	Apartment Investment and Management Co ' A' (REIT)	Goldman Sachs	15,314
(52,557)	Apartment Investment and Management Co ' A' (REIT)	HSBC	2,628
1,463	Apellis Pharmaceuticals Inc	Bank of America Merrill Lynch	(1,127)
1,970	Apellis Pharmaceuticals Inc	Barclays Bank	687
(1,004)	Apellis Pharmaceuticals Inc	Barclays Bank	141
(1,523)	Apellis Pharmaceuticals Inc	HSBC	6,153
346	Apellis Pharmaceuticals Inc	Morgan Stanley	755
(1,790)	API Group Corp	Barclays Bank	627
6,311	Apogee Enterprises Inc	Bank of America Merrill Lynch	(10,413)
19,295	Apogee Enterprises Inc	Barclays Bank	(34,152)
10,077	Apogee Enterprises Inc	Goldman Sachs	(16,627)
4,156	Apogee Enterprises Inc	HSBC	(9,517)
14,067	Apogee Enterprises Inc	Morgan Stanley	(24,899)
(2,602)	Apollo Commercial Real Estate Finance Inc (REIT)	Bank of America Merrill Lynch	(1,223)
(84,768)	Apollo Commercial Real Estate Finance Inc (REIT)	Goldman Sachs	(39,841)
(48,105)	Apollo Commercial Real Estate Finance Inc (REIT)	HSBC	(29,825)
(11,767)	Apollo Global Management Inc	Bank of America Merrill Lynch	(47,657)
(5,009)	Apollo Global Management Inc	Barclays Bank	(6,161)

保有高	銘柄	取引相手	未実現純評価益 ／(損) (米ドル)
	米国(続き)		
(21,503)	Apollo Global Management Inc	Goldman Sachs	(86,509)
(6,269)	Apollo Global Management Inc	HSBC	(33,853)
(15,031)	Apollo Global Management Inc	Morgan Stanley	(18,488)
(2,249)	Apollo Medical Holdings Inc	Barclays Bank	1,777
(8,063)	Apollo Medical Holdings Inc	Goldman Sachs	25,157
(547)	Apollo Medical Holdings Inc	HSBC	1,172
(1,621)	Apollo Medical Holdings Inc	Morgan Stanley	1,281
5,204	Appfolio Inc 'A'	Goldman Sachs	(7,858)
1,332	Appfolio Inc 'A'	HSBC	3,104
(3,975)	Appian Corp 'A'	Bank of America Merrill Lynch	(24,884)
(1,292)	Appian Corp 'A'	Barclays Bank	(1,537)
(3,471)	Appian Corp 'A'	Goldman Sachs	(21,728)
(11,278)	Appian Corp 'A'	HSBC	(76,916)
(5,822)	Appian Corp 'A'	Morgan Stanley	(7,762)
16,657	Apple Hospitality Inc (REIT)	Bank of America Merrill Lynch	(4,966)
83,194	Apple Hospitality Inc (REIT)	Barclays Bank	(44,381)
81,851	Apple Hospitality Inc (REIT)	Goldman Sachs	(61,134)
23,295	Apple Hospitality Inc (REIT)	HSBC	(14,892)
71,968	Apple Hospitality Inc (REIT)	Morgan Stanley	(37,893)
5,361	Apple Inc	Bank of America Merrill Lynch	35,346
535	Apple Inc	Barclays Bank	2,523
765	Apple Inc	Goldman Sachs	5,236
6,846	Apple Inc	HSBC	38,967
10,239	Apple Inc	Morgan Stanley	48,277
(40,645)	Applied Digital Corp	Barclays Bank	(1,626)
880	Applied Industrial Technologies Inc	Bank of America Merrill Lynch	(1,650)
2,574	Applied Industrial Technologies Inc	Barclays Bank	(8,058)
13,208	Applied Industrial Technologies Inc	Goldman Sachs	(47,240)
2,809	Applied Industrial Technologies Inc	HSBC	(7,615)
1,009	Applied Industrial Technologies Inc	Morgan Stanley	(2,321)
5,679	Applied Materials Inc	Bank of America Merrill Lynch	76,780
8,568	Applied Materials Inc	Barclays Bank	69,229
12,956	Applied Materials Inc	Goldman Sachs	175,165
28,736	Applied Materials Inc	HSBC	533,148
9,860	Applied Materials Inc	Morgan Stanley	79,668
22,598	Applied Molecular Transport Inc	Bank of America Merrill Lynch	(34)
10,154	Applied Molecular Transport Inc	Barclays Bank	144
6,801	Applied Molecular Transport Inc	Goldman Sachs	(10)
7,008	Applied Molecular Transport Inc	Morgan Stanley	100
38,650	Applied Optoelectronics Inc	Barclays Bank	20,484
24,430	Applied Optoelectronics Inc	Goldman Sachs	15,879
18,087	Applied Optoelectronics Inc	HSBC	9,405
7,943	Applied Optoelectronics Inc	Morgan Stanley	4,210
(7,795)	AppLovin Corp 'A'	Bank of America Merrill Lynch	(14,343)
(11,304)	AppLovin Corp 'A'	Barclays Bank	7,009

保有高	銘柄	取引相手	未実現純評価益 ／(損) (米ドル)
	米国 (続き)		
(2,491)	AppLovin Corp ' A'	HSBC	(17,063)
(18,550)	AppLovin Corp ' A'	Morgan Stanley	11,501
1,016	AptarGroup Inc	Bank of America Merrill Lynch	(3,199)
7,692	AptarGroup Inc	Barclays Bank	(28,622)
1,479	AptarGroup Inc	Goldman Sachs	(5,957)
4,821	AptarGroup Inc	HSBC	(10,336)
3,273	AptarGroup Inc	Morgan Stanley	(13,643)
6,349	Aptiv Plc	Barclays Bank	(39,618)
1,847	Aptiv Plc	Goldman Sachs	(5,925)
1,053	Aptiv Plc	Morgan Stanley	(3,202)
(6,122)	Apyx Medical Corp	Barclays Bank	(735)
(8,089)	Apyx Medical Corp	Goldman Sachs	(4,368)
(6,394)	Aqua Metals Inc	Bank of America Merrill Lynch	128
(63,743)	Aqua Metals Inc	Morgan Stanley	5,099
(33,839)	Aramark	Bank of America Merrill Lynch	(44,963)
(44,101)	Aramark	Barclays Bank	10,507
(7,194)	Aramark	Goldman Sachs	(8,422)
(23,745)	Aramark	HSBC	(64,574)
(33,385)	Aramark	Morgan Stanley	10,344
85,854	Arbor Realty Trust Inc (REIT)	Goldman Sachs	10,723
(32,944)	Arbutus Biopharma Corp	Bank of America Merrill Lynch	2,289
(24,754)	Arbutus Biopharma Corp	Barclays Bank	3,094
(22,925)	Arbutus Biopharma Corp	HSBC	2,636
(18,902)	Arbutus Biopharma Corp	Morgan Stanley	2,363
38,754	ARC Document Solutions Inc	Bank of America Merrill Lynch	(4,263)
(351)	ArcBest Corp	Barclays Bank	551
(7,266)	ArcBest Corp	HSBC	16,348
(1,333)	ArcBest Corp	Morgan Stanley	2,144
(30)	Arcellx Inc	Bank of America Merrill Lynch	(30)
(7,779)	Arcellx Inc	Goldman Sachs	(7,779)
(658)	Arcellx Inc	HSBC	(803)
6,925	Arch Capital Group Ltd	Bank of America Merrill Lynch	(1,872)
6,820	Arch Capital Group Ltd	Barclays Bank	(7,377)
1,893	Arch Capital Group Ltd	Goldman Sachs	(4,027)
6,237	Arch Capital Group Ltd	Morgan Stanley	(9,942)
(27,945)	Archer Aviation Inc ' A'	Goldman Sachs	(19,003)
(34,532)	Archer Aviation Inc ' A'	HSBC	(31,424)
6,557	Archer-Daniels-Midland Co	Bank of America Merrill Lynch	(35,015)
28,785	Archer-Daniels-Midland Co	Barclays Bank	(78,295)
1,453	Archer-Daniels-Midland Co	HSBC	(4,364)
18,244	Archer-Daniels-Midland Co	Morgan Stanley	(48,436)
20,574	Archrock Inc	Bank of America Merrill Lynch	(10,548)
11,351	Archrock Inc	Barclays Bank	(4,553)
37,897	Archrock Inc	Goldman Sachs	(19,706)
25,071	Archrock Inc	HSBC	(18,051)

保有高	銘柄	取引相手	未実現純評価益 ／(損) (米ドル)
	米国 (続き)		
10,693	Archrock Inc	Morgan Stanley	(4,188)
(1,391)	Arcosa Inc	Bank of America Merrill Lynch	3,408
(2,798)	Arcosa Inc	Barclays Bank	7,191
(534)	Arcosa Inc	HSBC	870
(1,563)	Arcosa Inc	Morgan Stanley	4,017
361	Arcturus Therapeutics Holdings Inc	HSBC	(596)
1,816	Arcturus Therapeutics Holdings Inc	Morgan Stanley	(581)
6,261	Arcus Biosciences Inc	Barclays Bank	9,955
(8,179)	Arcutis Biotherapeutics Inc	Bank of America Merrill Lynch	18,573
(7,419)	Arcutis Biotherapeutics Inc	Barclays Bank	15,802
(8,522)	Arcutis Biotherapeutics Inc	Goldman Sachs	22,072
(3,643)	Arcutis Biotherapeutics Inc	Morgan Stanley	7,760
(5,094)	Ardagh Group SA*	Barclays Bank	98,671
(10,777)	Ardagh Group SA*	Goldman Sachs	208,750
(13,020)	Ardagh Group SA*	HSBC	252,197
50,213	Ardagh Metal Packaging SA	Bank of America Merrill Lynch	(1,506)
23,505	Ardagh Metal Packaging SA	Barclays Bank	(940)
63,915	Ardagh Metal Packaging SA	Goldman Sachs	(1,918)
140,660	Ardagh Metal Packaging SA	HSBC	(37,979)
52,765	Ardagh Metal Packaging SA	Morgan Stanley	(2,111)
(74,577)	Ardelyx Inc	Goldman Sachs	92,475
47,423	Ardmore Shipping Corp	Goldman Sachs	(36,041)
2,240	Ardmore Shipping Corp	HSBC	(3,606)
(24,586)	Ares Commercial Real Estate Corp (REIT)	Barclays Bank	(4,917)
(58,645)	Ares Commercial Real Estate Corp (REIT)	Goldman Sachs	(45,157)
360	Ares Management Corp 'A'	Bank of America Merrill Lynch	(432)
(6,100)	Argan Inc	Bank of America Merrill Lynch	5,917
(7,444)	Argan Inc	Barclays Bank	(223)
(7,860)	Argan Inc	Goldman Sachs	7,624
(7,864)	Argan Inc	HSBC	(9,437)
(3,369)	Argan Inc	Morgan Stanley	(101)
771	Argo Group International Holdings Ltd	Bank of America Merrill Lynch	(31)
746	Argo Group International Holdings Ltd	Barclays Bank	—
1,795	Argo Group International Holdings Ltd	Goldman Sachs	(72)
1,788	Argo Group International Holdings Ltd	HSBC	(268)
689	Argo Group International Holdings Ltd	Morgan Stanley	—
4,112	Arhaus Inc	HSBC	(5,099)
9,766	Arhaus Inc	Morgan Stanley	(2,783)
(29,360)	Aris Water Solutions Inc 'A'	Bank of America Merrill Lynch	4,991
(9,061)	Aris Water Solutions Inc 'A'	Barclays Bank	4,802
(21,239)	Aris Water Solutions Inc 'A'	Goldman Sachs	3,611
(12,064)	Aris Water Solutions Inc 'A'	HSBC	(22,560)
(13,513)	Aris Water Solutions Inc 'A'	Morgan Stanley	7,162
527	Arista Networks Inc	Barclays Bank	13,070
(1,840)	Arista Networks Inc	HSBC	(12,954)

保有高	銘柄	取引相手	未実現純評価益 ／ (損) (米ドル)
	米国 (続き)		
1,919	Arista Networks Inc	Morgan Stanley	51,364
36,180	Arko Corp	Bank of America Merrill Lynch	13,387
21,073	Arko Corp	Barclays Bank	(4,636)
33,073	Arko Corp	Goldman Sachs	12,237
31,350	Arko Corp	HSBC	(17,289)
23,308	Arko Corp	Morgan Stanley	(5,128)
13,020	Arlo Technologies Inc	Barclays Bank	3,385
8,368	Armada Hoffler Properties Inc (REIT)	Bank of America Merrill Lynch	(2,427)
89,472	Armada Hoffler Properties Inc (REIT)	Barclays Bank	(40,262)
42,742	Armada Hoffler Properties Inc (REIT)	Goldman Sachs	(12,395)
22,658	Armada Hoffler Properties Inc (REIT)	HSBC	(25,830)
8,203	Armada Hoffler Properties Inc (REIT)	Morgan Stanley	(3,691)
(92,256)	ARMOUR Residential Inc (REIT)	Bank of America Merrill Lynch	(13,838)
(42,236)	ARMOUR Residential Inc (REIT)	Barclays Bank	(8,870)
(27,224)	ARMOUR Residential Inc (REIT)	Goldman Sachs	(4,084)
(153,485)	ARMOUR Residential Inc (REIT)	Morgan Stanley	(32,232)
(4,324)	Armstrong World Industries Inc	Barclays Bank	10,248
(3,500)	Armstrong World Industries Inc	Goldman Sachs	8,820
(1,652)	Armstrong World Industries Inc	HSBC	5,980
(16,899)	Array Technologies Inc	Barclays Bank	29,573
(2,817)	Array Technologies Inc	Goldman Sachs	2,338
(3,047)	Array Technologies Inc	HSBC	(12,066)
(3,028)	Arrow Electronics Inc	Barclays Bank	(7,176)
4,143	Arrow Electronics Inc	Goldman Sachs	26,598
3,370	Arrow Electronics Inc	Morgan Stanley	7,987
(2,861)	Arrow Electronics Inc	Morgan Stanley	(6,781)
(20,645)	Arrow Financial Corp	Barclays Bank	16,310
(25,241)	Arrow Financial Corp	Goldman Sachs	(1,514)
(14,429)	Arrow Financial Corp	HSBC	13,563
(8,266)	Arrowhead Pharmaceuticals Inc	Barclays Bank	25,129
8,810	ARS Pharmaceuticals Inc	Barclays Bank	(16,651)
(935)	Arteris Inc	Bank of America Merrill Lynch	(2,786)
(24,886)	Arteris Inc	Barclays Bank	(47,532)
(4,322)	Arteris Inc	Goldman Sachs	(12,880)
(3,042)	Artesian Resources Corp ' A'	Bank of America Merrill Lynch	18,647
(2,394)	Artesian Resources Corp ' A'	Barclays Bank	2,179
(3,408)	Artesian Resources Corp ' A'	Goldman Sachs	20,891
(2,192)	Artesian Resources Corp ' A'	HSBC	13,192
(5,282)	Artesian Resources Corp ' A'	Morgan Stanley	4,807
(5,280)	Arthur J Gallagher & Co	Bank of America Merrill Lynch	92,717
(1,862)	Arthur J Gallagher & Co	Barclays Bank	26,664
(875)	Arthur J Gallagher & Co	Goldman Sachs	15,365
(1,948)	Arthur J Gallagher & Co	HSBC	29,317
(7,194)	Arthur J Gallagher & Co	Morgan Stanley	103,018
38,105	Artisan Partners Asset Management Inc ' A'	Barclays Bank	(33,913)

保有高	銘柄	取引相手	未実現純評価益 ／(損) (米ドル)
	米国(続き)		
3,438	Artisan Partners Asset Management Inc 'A'	Goldman Sachs	(756)
1,682	Artisan Partners Asset Management Inc 'A'	HSBC	(185)
7,708	Artisan Partners Asset Management Inc 'A'	Morgan Stanley	(6,860)
1,570	Artivion Inc	Bank of America Merrill Lynch	139
14,531	Artivion Inc	Goldman Sachs	(5,376)
5,988	Artivion Inc	HSBC	(339)
9,168	Artivion Inc	Morgan Stanley	(1,649)
5,750	Arvinas Inc	Bank of America Merrill Lynch	(12,017)
7,078	Arvinas Inc	Barclays Bank	(17,199)
3,403	Arvinas Inc	Goldman Sachs	(7,112)
2,758	Arvinas Inc	HSBC	(8,164)
5,471	Arvinas Inc	Morgan Stanley	(13,295)
(1,905)	Asana Inc 'A'	Bank of America Merrill Lynch	(8,695)
(5,208)	Asana Inc 'A'	HSBC	(26,568)
11,016	Asana Inc 'A'	HSBC	67,969
(11,391)	Asana Inc 'A'	Morgan Stanley	(25,858)
(1,256)	Asbury Automotive Group Inc	Bank of America Merrill Lynch	(13,653)
(145)	Asbury Automotive Group Inc	Barclays Bank	(1,244)
(3,123)	Asbury Automotive Group Inc	Goldman Sachs	(33,947)
(1,679)	Asbury Automotive Group Inc	HSBC	(18,553)
350	Asbury Automotive Group Inc	HSBC	3,868
(628)	Asbury Automotive Group Inc	Morgan Stanley	(5,389)
604	Asbury Automotive Group Inc	Morgan Stanley	5,182
(11,680)	Ascent Global Logistics Inc	Bank of America Merrill Lynch	117
(16,747)	Ascent Global Logistics Inc	Goldman Sachs	17
(3,298)	Ascent Global Logistics Inc	HSBC	—
(9,988)	Ascent Global Logistics Inc π	Morgan Stanley	—
(95,171)	Asensus Surgical Inc	Bank of America Merrill Lynch	12,791
(52,019)	Asensus Surgical Inc	Barclays Bank	4,557
1,055	ASGN Inc	Bank of America Merrill Lynch	929
7,922	ASGN Inc	Barclays Bank	(15,607)
8,743	ASGN Inc	Morgan Stanley	(17,224)
(21,971)	Ashford Hospitality Trust Inc (REIT)	Bank of America Merrill Lynch	(6,811)
(60,961)	Ashford Hospitality Trust Inc (REIT)	Barclays Bank	11,583
(16,416)	Ashford Hospitality Trust Inc (REIT)	HSBC	3,119
(10,482)	Ashford Hospitality Trust Inc (REIT)	Morgan Stanley	1,992
4,838	Ashland Inc	Bank of America Merrill Lynch	(16,657)
1,275	Ashland Inc	Barclays Bank	(2,156)
576	Ashland Inc	Goldman Sachs	(1,128)
690	Ashland Inc	HSBC	(4,000)
(16,308)	Aspen Aerogels Inc	Barclays Bank	11,579
(10,854)	Aspen Aerogels Inc	Goldman Sachs	13,567
(11,345)	Aspen Aerogels Inc	HSBC	14,408
(1,061)	Aspen Technology Inc	Bank of America Merrill Lynch	3,618
(3,173)	Aspen Technology Inc	Barclays Bank	24,210

保有高	銘柄	取引相手	未実現純評価益 ／(損) (米ドル)
	米国(続き)		
(3,171)	Aspen Technology Inc	Goldman Sachs	10,813
(4,935)	Aspen Technology Inc	HSBC	40,713
(7,945)	Aspen Technology Inc	Morgan Stanley	60,620
35,928	Assembly Biosciences Inc	Barclays Bank	(4,958)
8,786	Assembly Biosciences Inc	Goldman Sachs	(773)
11,413	Assembly Biosciences Inc	HSBC	(1,004)
12,455	Assembly Biosciences Inc	Morgan Stanley	(1,719)
6,394	Assertio Holdings Inc	Barclays Bank	(3,581)
4,913	Assertio Holdings Inc	HSBC	64
5,904	Assertio Holdings Inc	Morgan Stanley	(159)
9,522	AssetMark Financial Holdings Inc	Barclays Bank	(1,714)
1,055	AssetMark Financial Holdings Inc	Goldman Sachs	118
715	AssetMark Financial Holdings Inc	HSBC	(12)
(29,493)	Associated Banc-Corp	Bank of America Merrill Lynch	(2,654)
(62,936)	Associated Banc-Corp	Barclays Bank	39,020
(3,792)	Associated Banc-Corp	Goldman Sachs	(341)
(27,097)	Associated Banc-Corp	HSBC	4,065
(10,511)	Associated Banc-Corp	Morgan Stanley	6,517
(2,895)	Associated Capital Group Inc 'A'	Bank of America Merrill Lynch	(4,400)
(180)	Associated Capital Group Inc 'A'	Goldman Sachs	(274)
(2,821)	Associated Capital Group Inc 'A'	HSBC	(5,557)
(204)	Associated Capital Group Inc 'A'	Morgan Stanley	153
(689)	Assurant Inc	Barclays Bank	5,326
(1,471)	Assurant Inc	Goldman Sachs	13,563
(3,437)	Assurant Inc	HSBC	35,092
(7,769)	Assurant Inc	Morgan Stanley	60,054
27,795	Assured Guaranty Ltd	HSBC	(16,955)
1,809	Assured Guaranty Ltd	Morgan Stanley	(163)
11,231	Astec Industries Inc	Barclays Bank	(16,060)
16,264	Astec Industries Inc	Goldman Sachs	(17,240)
6,791	Astec Industries Inc	HSBC	(25,874)
2,205	Astec Industries Inc	Morgan Stanley	(3,153)
1,692	Astria Therapeutics Inc	Bank of America Merrill Lynch	(2,733)
3,904	Astria Therapeutics Inc	Barclays Bank	(7,027)
2,212	Astria Therapeutics Inc	Goldman Sachs	(3,572)
5,092	Astronics Corp	Barclays Bank	(6,009)
229	Astronics Corp	Goldman Sachs	(30)
5,661	Asure Software Inc	Bank of America Merrill Lynch	(5,661)
4,217	Asure Software Inc	Goldman Sachs	(1,733)
3,913	Asure Software Inc	HSBC	(5,365)
2,646	Asure Software Inc	Morgan Stanley	(732)
(25,390)	AT&T Inc	HSBC	35,546
(26,620)	AT&T Inc	Morgan Stanley	17,569
11,015	Atara Biotherapeutics Inc	Barclays Bank	(5,618)
3,820	Atara Biotherapeutics Inc	Goldman Sachs	(2,330)

保有高	銘柄	取引相手	未実現純評価益 ／(損) (米ドル)
	米国(続き)		
(11,667)	Atea Pharmaceuticals Inc	Bank of America Merrill Lynch	(6,884)
(13,369)	Atea Pharmaceuticals Inc	Goldman Sachs	(7,888)
(13,463)	Athira Pharma Inc	Goldman Sachs	2,491
(1,211)	ATI Inc	Bank of America Merrill Lynch	2,495
2,372	ATI Inc	Barclays Bank	(7,353)
(3,477)	ATI Inc	Barclays Bank	10,779
8,628	ATI Inc	Goldman Sachs	(17,774)
8,228	ATI Inc	HSBC	(28,057)
(7,605)	ATI Inc	HSBC	25,933
4,805	ATI Inc	Morgan Stanley	(14,896)
(3,061)	ATI Inc	Morgan Stanley	9,489
5,034	Atkore Inc	Bank of America Merrill Lynch	(15,095)
12,436	Atkore Inc	Barclays Bank	(62,012)
5,532	Atkore Inc	Goldman Sachs	(14,310)
5,995	Atkore Inc	HSBC	(39,043)
4,590	Atkore Inc	Morgan Stanley	(19,327)
(19,249)	Atlantic Union Bankshares Corp	Bank of America Merrill Lynch	(26,179)
(34,170)	Atlantic Union Bankshares Corp	Barclays Bank	(2,734)
(20,116)	Atlantic Union Bankshares Corp	HSBC	(24,743)
(4,846)	Atlanticus Holdings Corp	Barclays Bank	(824)
(3,974)	Atlanticus Holdings Corp	Goldman Sachs	(18,718)
(3,326)	Atlanticus Holdings Corp	HSBC	(20,023)
(592)	Atlanticus Holdings Corp	Morgan Stanley	(101)
1,384	Atlas Energy Solutions Inc 'A'	HSBC	(1,882)
2,773	Atlas Energy Solutions Inc 'A'	Morgan Stanley	(5,546)
11	Atlas Financial Holdings Inc π	Bank of America Merrill Lynch	—
1,171	Atlas Lithium Corp	Bank of America Merrill Lynch	2,939
1,007	Atlas Lithium Corp	Goldman Sachs	2,528
2,965	Atlas Lithium Corp	HSBC	(8,692)
2,771	Atlas Lithium Corp	Morgan Stanley	416
(487)	Atlassian Corp Ltd 'A'	Bank of America Merrill Lynch	(6,487)
(5,807)	Atlassian Corp Ltd 'A'	Barclays Bank	(82,395)
(563)	Atlassian Corp Ltd 'A'	Goldman Sachs	(7,798)
(423)	Atlassian Corp Ltd 'A'	HSBC	(7,860)
(291)	Atlassian Corp Ltd 'A'	Morgan Stanley	(4,176)
(11,113)	Atmos Energy Corp	Bank of America Merrill Lynch	21,727
(19,856)	Atmos Energy Corp	Barclays Bank	15,091
(27,420)	Atmos Energy Corp	Goldman Sachs	54,292
(22,749)	Atmos Energy Corp	HSBC	51,185
(18,079)	Atmos Energy Corp	Morgan Stanley	13,740
717	ATN International Inc	Bank of America Merrill Lynch	853
11,604	ATN International Inc	Barclays Bank	(580)
596	ATN International Inc	Goldman Sachs	709
394	ATN International Inc	HSBC	626
(2,669)	Atomera Inc	Barclays Bank	534

保有高	銘柄	取引相手	未実現純評価益 ／(損) (米ドル)
	米国(続き)		
(3,140)	Atomera Inc	Goldman Sachs	(4,082)
(7,257)	Atomera Inc	HSBC	(1,451)
(2,194)	Atomera Inc	Morgan Stanley	439
47,487	Atreca Inc 'A'	Barclays Bank	(4,274)
39,656	Atreca Inc 'A'	Goldman Sachs	—
2,386	AtriCure Inc	Bank of America Merrill Lynch	(7,468)
3,746	AtriCure Inc	Barclays Bank	(16,857)
3,719	AtriCure Inc	Goldman Sachs	(11,640)
8,349	AtriCure Inc	HSBC	(24,546)
2,589	AtriCure Inc	Morgan Stanley	(11,651)
600	Atrion Corp	Morgan Stanley	(37,488)
(7,892)	AudioEye Inc	Bank of America Merrill Lynch	1,578
(1,766)	Aura Biosciences Inc	Bank of America Merrill Lynch	(989)
(32,921)	Aurinia Pharmaceuticals Inc	Barclays Bank	67,817
(14,255)	authID Inc	Barclays Bank	(3,843)
1,447	Autodesk Inc	Bank of America Merrill Lynch	752
12,465	Autodesk Inc	Barclays Bank	(75,538)
2,397	Autodesk Inc	HSBC	13,040
3,669	Autodesk Inc	Morgan Stanley	(22,234)
(4,805)	Autoliv Inc	Barclays Bank	30,992
(1,704)	Autoliv Inc	HSBC	12,712
(3,055)	Autoliv Inc	Morgan Stanley	19,705
(118)	Automatic Data Processing Inc	Bank of America Merrill Lynch	1,093
(104)	Automatic Data Processing Inc	Barclays Bank	964
417	AutoNation Inc	Bank of America Merrill Lynch	(359)
3,855	AutoNation Inc	Barclays Bank	1,056
2,551	AutoNation Inc	Goldman Sachs	3,920
1,324	AutoNation Inc	HSBC	(1,700)
1,671	AutoNation Inc	Morgan Stanley	(9,364)
(34)	AutoZone Inc	Morgan Stanley	9,581
(4,127)	Avalo Therapeutics Inc	Bank of America Merrill Lynch	(1,403)
(4,532)	Avalo Therapeutics Inc	Barclays Bank	(408)
(909)	Avalo Therapeutics Inc	Goldman Sachs	(309)
(933)	Avalo Therapeutics Inc	HSBC	(420)
(4,895)	AvalonBay Communities Inc (REIT)	Bank of America Merrill Lynch	21,097
(28,806)	AvalonBay Communities Inc (REIT)	Barclays Bank	68,270
(10,548)	AvalonBay Communities Inc (REIT)	HSBC	63,393
10,464	Avangrid Inc	Bank of America Merrill Lynch	(30,869)
29,554	Avangrid Inc	Barclays Bank	(51,720)
(18,941)	Avangrid Inc	Goldman Sachs	55,876
5,396	Avangrid Inc	Goldman Sachs	(15,918)
13,396	Avangrid Inc	HSBC	(50,369)
29,439	Avangrid Inc	Morgan Stanley	(51,518)
(14,217)	Avanos Medical Inc	Bank of America Merrill Lynch	(11,438)
(17,653)	Avanos Medical Inc	Barclays Bank	(7,414)

保有高	銘柄	取引相手	未実現純評価益 ／(損) (米ドル)
	米国(続き)		
(16,353)	Avanos Medical Inc	Goldman Sachs	(12,755)
(4,871)	Avanos Medical Inc	HSBC	(2,533)
(3,779)	Avanos Medical Inc	Morgan Stanley	(1,587)
(1,153)	Avantax Inc	Bank of America Merrill Lynch	246
(2,273)	Avantax Inc	Goldman Sachs	(659)
(55,112)	Avantor Inc	Bank of America Merrill Lynch	22,700
(54,280)	Avantor Inc	Barclays Bank	35,728
(31,086)	Avantor Inc	Goldman Sachs	6,962
(16,122)	Avantor Inc	HSBC	5,201
(57,461)	Avantor Inc	Morgan Stanley	34,884
50,028	Aveanna Healthcare Holdings Inc	Barclays Bank	(2,752)
32,200	Aveanna Healthcare Holdings Inc	Goldman Sachs	4,347
26,978	Aveanna Healthcare Holdings Inc	HSBC	4,991
5,787	Aveanna Healthcare Holdings Inc	Morgan Stanley	(318)
(136,861)	AvePoint Inc	Barclays Bank	(51,323)
(55,900)	AvePoint Inc	HSBC	(113,757)
(44,638)	AvePoint Inc	Morgan Stanley	(16,739)
(3,282)	Avery Dennison Corp	Bank of America Merrill Lynch	39,975
(4,993)	Avery Dennison Corp	Barclays Bank	48,232
(1,109)	Avery Dennison Corp	HSBC	11,900
(8,007)	Avery Dennison Corp	Morgan Stanley	77,348
(8,674)	Aviat Networks Inc	Barclays Bank	3,383
(3,599)	Aviat Networks Inc	HSBC	(12,345)
(19,104)	Avid Bioservices Inc	Barclays Bank	3,248
(5,467)	Avid Bioservices Inc	Goldman Sachs	13,941
13,420	Avid Technology Inc	Barclays Bank	45,628
6,452	Avidity Biosciences Inc	Goldman Sachs	(3,613)
(15,271)	AvidXchange Holdings Inc	Barclays Bank	1,756
(2,211)	Avient Corp	Bank of America Merrill Lynch	5,881
(17,609)	Avient Corp	Barclays Bank	44,551
7,136	Avient Corp	Goldman Sachs	(18,982)
8,266	Avient Corp	HSBC	(16,532)
(7,067)	Avient Corp	HSBC	14,601
(4,270)	Avient Corp	Morgan Stanley	10,803
(1,783)	Avis Budget Group Inc	Goldman Sachs	(4,885)
(9,394)	Avista Corp	Bank of America Merrill Lynch	10,144
(1,961)	Avista Corp	Barclays Bank	1,174
(541)	Avista Corp	HSBC	1,488
(577)	Avista Corp	Morgan Stanley	502
(10,143)	Avita Medical Inc	Barclays Bank	101
(1,359)	Avita Medical Inc	HSBC	6,265
(5,833)	Avnet Inc	Bank of America Merrill Lynch	(16,391)
(14,730)	Avnet Inc	Barclays Bank	(23,273)
(4,806)	Avnet Inc	Goldman Sachs	(13,505)
(1,910)	Avnet Inc	HSBC	(5,329)

保有高	銘柄	取引相手	未実現純評価益 ／(損) (米ドル)
	米国 (続き)		
(690)	Avnet Inc	Morgan Stanley	(1,090)
21,917	Avrobio Inc	Barclays Bank	(4,822)
1,185	Avrobio Inc	Goldman Sachs	557
16,538	Avrobio Inc	HSBC	6,284
19,239	Avrobio Inc	Morgan Stanley	(4,233)
(12,652)	Axalta Coating Systems Ltd	Bank of America Merrill Lynch	17,586
(17,203)	Axalta Coating Systems Ltd	Barclays Bank	22,880
(24,667)	Axalta Coating Systems Ltd	Goldman Sachs	34,287
(6,190)	Axalta Coating Systems Ltd	HSBC	8,418
(6,364)	Axalta Coating Systems Ltd	Morgan Stanley	8,464
3,164	Axcelis Technologies Inc	Bank of America Merrill Lynch	99,191
9,961	Axcelis Technologies Inc	Barclays Bank	153,002
6,337	Axcelis Technologies Inc	Goldman Sachs	198,665
4,942	Axcelis Technologies Inc	HSBC	194,221
2,715	Axcelis Technologies Inc	Morgan Stanley	41,702
(16,472)	Axcella Health Inc	Bank of America Merrill Lynch	244
(4,302)	Axcella Health Inc	Goldman Sachs	64
(168)	Axis Capital Holdings Ltd	Bank of America Merrill Lynch	506
(13,227)	Axis Capital Holdings Ltd	Barclays Bank	52,756
(7,529)	Axis Capital Holdings Ltd	HSBC	22,533
9,463	Axogen Inc	Bank of America Merrill Lynch	(4,069)
8,880	Axogen Inc	Barclays Bank	(3,641)
12,267	Axogen Inc	Goldman Sachs	(5,275)
15,140	Axogen Inc	HSBC	(13,020)
3,015	Axogen Inc	Morgan Stanley	(1,236)
330	Axon Enterprise Inc	Bank of America Merrill Lynch	(291)
5,201	Axon Enterprise Inc	Barclays Bank	(48,831)
114	Axon Enterprise Inc	Goldman Sachs	(1,316)
4,225	Axon Enterprise Inc	HSBC	(126,454)
6,421	Axon Enterprise Inc	Morgan Stanley	(63,054)
(3,761)	Axonics Inc	Barclays Bank	13,652
(2,449)	Axonics Inc	HSBC	17,290
(621)	Axonics Inc	Morgan Stanley	2,254
(2,114)	Axos Financial Inc	Bank of America Merrill Lynch	(5,412)
(10,316)	Axos Financial Inc	Barclays Bank	10,625
(5,179)	Axos Financial Inc	HSBC	(5,024)
(13,779)	Axos Financial Inc	Morgan Stanley	14,192
(1,354)	Axsome Therapeutics Inc	Bank of America Merrill Lynch	8,659
(4,679)	Axsome Therapeutics Inc	Barclays Bank	15,183
(200)	Axsome Therapeutics Inc	Morgan Stanley	649
(6,818)	AXT Inc	Bank of America Merrill Lynch	(2,318)
(8,001)	AXT Inc	Barclays Bank	(640)
(5,336)	AXT Inc	Goldman Sachs	(1,814)
(9,585)	AXT Inc	Morgan Stanley	(767)
(23,733)	AZEK Co Inc	Barclays Bank	17,562

保有高	銘柄	取引相手	未実現純評価益 ／ (損) (米ドル)
	米国 (続き)		
(17,307)	AZEK Co Inc	Goldman Sachs	29,076
21,664	AZEK Co Inc	Goldman Sachs	(20,917)
4,984	AZEK Co Inc	Morgan Stanley	(3,688)
(2,881)	Azenta Inc	Bank of America Merrill Lynch	(7,403)
1,555	Azenta Inc	Bank of America Merrill Lynch	4,401
(2,458)	Azenta Inc	Barclays Bank	836
(4,849)	Azenta Inc	Goldman Sachs	(13,723)
(728)	Azenta Inc	HSBC	1,434
(4,454)	Azenta Inc	Morgan Stanley	1,514
(23,924)	AZZ Inc	Barclays Bank	23,206
(8,516)	AZZ Inc	Goldman Sachs	4,258
(10,780)	AZZ Inc	HSBC	5,713
(26,266)	B&G Foods Inc	Barclays Bank	3,940
(1,334)	B&G Foods Inc	HSBC	3,295
(8,065)	B&G Foods Inc	Morgan Stanley	1,210
(27,473)	Babcock & Wilcox Enterprises Inc	Bank of America Merrill Lynch	15,660
(18,729)	Babcock & Wilcox Enterprises Inc	Barclays Bank	13,859
(16,956)	Babcock & Wilcox Enterprises Inc	Goldman Sachs	9,665
(47,608)	Babcock & Wilcox Enterprises Inc	HSBC	53,797
(12,281)	Babcock & Wilcox Enterprises Inc	Morgan Stanley	9,088
6,649	Backblaze Inc ' A'	Bank of America Merrill Lynch	(1,330)
13,982	Backblaze Inc ' A'	Barclays Bank	(1,258)
10,951	Backblaze Inc ' A'	Goldman Sachs	(2,190)
6,379	Backblaze Inc ' A'	HSBC	(510)
7,804	Backblaze Inc ' A'	Morgan Stanley	(702)
993	Badger Meter Inc	Bank of America Merrill Lynch	1,907
707	Badger Meter Inc	Barclays Bank	(990)
7,990	Badger Meter Inc	Goldman Sachs	15,269
1,191	Badger Meter Inc	HSBC	740
394	Badger Meter Inc	Morgan Stanley	123
2,820	Baker Hughes Co	Bank of America Merrill Lynch	(1,297)
2,130	Baker Hughes Co	Goldman Sachs	(980)
14,313	Baker Hughes Co	HSBC	(6,567)
(20,752)	Bakkt Holdings Inc	HSBC	311
(15,496)	Balchem Corp	Barclays Bank	16,426
(2,839)	Balchem Corp	Goldman Sachs	9,227
(1,970)	Balchem Corp	HSBC	8,629
(4,338)	Ball Corp	Bank of America Merrill Lynch	15,409
(15,331)	Ball Corp	Barclays Bank	45,744
(25,311)	Ball Corp	Goldman Sachs	124,080
(29,805)	Ball Corp	HSBC	167,175
(19,408)	Ball Corp	Morgan Stanley	59,000
12,498	Bally' s Corp	Bank of America Merrill Lynch	(30,120)
7,916	Bally' s Corp	Barclays Bank	(17,732)
25,178	Bally' s Corp	Goldman Sachs	(60,679)

保有高	銘柄	取引相手	未実現純評価益 ／(損) (米ドル)
	米国 (続き)		
17,305	Bally' s Corp	HSBC	(47,070)
9,140	Bally' s Corp	Morgan Stanley	(20,474)
(152)	BancFirst Corp	Bank of America Merrill Lynch	(1,765)
(5,728)	BancFirst Corp	Barclays Bank	(12,086)
(1,316)	BancFirst Corp	Goldman Sachs	(15,279)
(2,997)	BancFirst Corp	HSBC	(48,252)
(1,368)	BancFirst Corp	Morgan Stanley	(2,886)
11,472	Banco Latinoamericano de Comercio Exterior SA	Barclays Bank	(4,704)
3,050	Banco Latinoamericano de Comercio Exterior SA	HSBC	4,209
(21,267)	Bancorp Inc	Barclays Bank	(16,376)
(1,230)	Bancorp Inc	HSBC	(2,854)
(942)	Bancorp Inc	Morgan Stanley	(725)
17,243	Bandwidth Inc ' A'	Barclays Bank	7,070
747	Bandwidth Inc ' A'	Goldman Sachs	306
1,625	Bandwidth Inc ' A'	HSBC	585
5,453	Bandwidth Inc ' A'	Morgan Stanley	2,236
(8,600)	Bank First Corp	Barclays Bank	(37,496)
(633)	Bank First Corp	HSBC	(5,039)
(13,135)	Bank First Corp	Morgan Stanley	(57,269)
2,506	Bank of America Corp	Barclays Bank	(1,040)
919	Bank of America Corp	HSBC	825
(5,945)	Bank of America Corp	Morgan Stanley	2,467
612	Bank of Hawaii Corp	Bank of America Merrill Lynch	42
648	Bank of Hawaii Corp	Goldman Sachs	103
3,622	Bank of Hawaii Corp	HSBC	(12,061)
1,985	Bank of Hawaii Corp	Morgan Stanley	(1,511)
13,445	Bank of Marin Bancorp	Bank of America Merrill Lynch	15,731
15,119	Bank of Marin Bancorp	Barclays Bank	(9,071)
9,991	Bank of Marin Bancorp	Goldman Sachs	11,689
4,108	Bank of Marin Bancorp	HSBC	8,462
17,446	Bank of Marin Bancorp	Morgan Stanley	(10,468)
16,254	Bank of New York Mellon Corp	Bank of America Merrill Lynch	(5,039)
23,360	Bank of New York Mellon Corp	Barclays Bank	(20,090)
33,616	Bank of New York Mellon Corp	Goldman Sachs	(10,421)
30,833	Bank of New York Mellon Corp	HSBC	(34,225)
1,471	Bank of New York Mellon Corp	Morgan Stanley	(1,265)
10,546	Bank OZK	Bank of America Merrill Lynch	2,213
9,196	Bank OZK	Barclays Bank	(4,777)
2,916	Bank OZK	Goldman Sachs	(106)
10,245	Bank OZK	HSBC	14,056
916	Bank OZK	Morgan Stanley	(403)
2,080	Bank7 Corp	Barclays Bank	530
2,724	Bank7 Corp	Goldman Sachs	1,866
11,171	Bank7 Corp	HSBC	168

保有高	銘柄	取引相手	未実現純評価益 ／(損) (米ドル)
	米国 (続き)		
961	Bank7 Corp	Morgan Stanley	245
56,083	BankFinancial Corp	Goldman Sachs	7,291
27,098	BankFinancial Corp	Morgan Stanley	1,626
(257)	BankUnited Inc	Bank of America Merrill Lynch	(406)
(6,045)	BankUnited Inc	Barclays Bank	731
2,746	Bankwell Financial Group Inc	Bank of America Merrill Lynch	755
7,184	Bankwell Financial Group Inc	Barclays Bank	(5,208)
6,359	Bankwell Financial Group Inc	Goldman Sachs	1,749
1,513	Bankwell Financial Group Inc	HSBC	84
4,862	Bankwell Financial Group Inc	Morgan Stanley	(3,525)
(1,877)	Banner Corp	Bank of America Merrill Lynch	(683)
(4,901)	Banner Corp	Barclays Bank	10,341
(1,309)	Banner Corp	HSBC	223
(2,960)	Banner Corp	Morgan Stanley	6,246
4,699	Bar Harbor Bankshares	Bank of America Merrill Lynch	6,297
26,914	Bar Harbor Bankshares	Barclays Bank	(6,459)
7,741	Bar Harbor Bankshares	Goldman Sachs	10,373
6,060	Bar Harbor Bankshares	HSBC	5,333
2,826	Bar Harbor Bankshares	Morgan Stanley	(678)
26,108	BARK Inc	Bank of America Merrill Lynch	(392)
37,445	BARK Inc	Barclays Bank	(7,302)
5,338	BARK Inc	HSBC	(187)
19,142	BARK Inc	Morgan Stanley	(3,733)
(300)	Barnes & Noble Education Inc	HSBC	66
(53,333)	Barnes Group Inc	Barclays Bank	81,066
(8,365)	Barnes Group Inc	Goldman Sachs	6,943
(1,153)	Barnes Group Inc	HSBC	1,510
2,129	Barrett Business Services Inc	Barclays Bank	(1,533)
1,785	Barrett Business Services Inc	Goldman Sachs	5,177
8,003	Bassett Furniture Industries Inc	Bank of America Merrill Lynch	(1,361)
6,665	Bassett Furniture Industries Inc	Barclays Bank	600
5,755	Bassett Furniture Industries Inc	Goldman Sachs	(978)
13,304	Bassett Furniture Industries Inc	HSBC	(7,450)
(11,205)	Bath & Body Works Inc	Bank of America Merrill Lynch	7,482
(7,503)	Bath & Body Works Inc	Barclays Bank	18,407
(4,119)	Bath & Body Works Inc	Goldman Sachs	(7,785)
(15,600)	Bath & Body Works Inc	HSBC	26,095
(8,645)	Bath & Body Works Inc	Morgan Stanley	22,775
(17,905)	Bausch Health Cos Inc	HSBC	(39,212)
4,472	Baxter International Inc	HSBC	(12,336)
7,849	BayCom Corp	Barclays Bank	314
1,716	BayCom Corp	Goldman Sachs	1,888
1,034	BayCom Corp	Morgan Stanley	(166)
(12,437)	BCB Bancorp Inc	Bank of America Merrill Lynch	(8,333)
(21,416)	BCB Bancorp Inc	Barclays Bank	5,782

保有高	銘柄	取引相手	未実現純評価益 ／(損) (米ドル)
	米国 (続き)		
(19,356)	BCB Bancorp Inc	Goldman Sachs	(12,969)
(19,718)	BCB Bancorp Inc	HSBC	(4,930)
(9,221)	BCB Bancorp Inc	Morgan Stanley	2,490
(4,337)	Beacon Roofing Supply Inc	Bank of America Merrill Lynch	(13,575)
(11,938)	Beacon Roofing Supply Inc	Barclays Bank	(3,566)
(17,195)	Beacon Roofing Supply Inc	Goldman Sachs	(60,355)
(9,738)	Beacon Roofing Supply Inc	HSBC	(27,008)
(5,526)	Beacon Roofing Supply Inc	Morgan Stanley	1,508
4,988	Beam Therapeutics Inc	Bank of America Merrill Lynch	(19,453)
6,227	Beam Therapeutics Inc	Barclays Bank	(19,055)
5,963	Beam Therapeutics Inc	Goldman Sachs	(23,255)
14,195	Beam Therapeutics Inc	HSBC	(17,887)
9,301	Beam Therapeutics Inc	Morgan Stanley	(28,461)
(45,935)	Beauty Health Co	Bank of America Merrill Lynch	138,264
(26,419)	Beauty Health Co	Barclays Bank	65,255
(9,607)	Beauty Health Co	Goldman Sachs	28,917
(13,516)	Beauty Health Co	HSBC	40,413
(7,886)	Beauty Health Co	Morgan Stanley	19,478
8,722	Beazer Homes USA Inc	Bank of America Merrill Lynch	(2,006)
7,035	Beazer Homes USA Inc	Goldman Sachs	(1,618)
13,297	Beazer Homes USA Inc	HSBC	(2,659)
1,562	Beazer Homes USA Inc	Morgan Stanley	(62)
(4,453)	Becton Dickinson & Co	Bank of America Merrill Lynch	54,549
(1,960)	Becton Dickinson & Co	HSBC	24,833
(3,613)	Becton Dickinson & Co	Morgan Stanley	44,115
4,291	Bel Fuse Inc ' B'	Barclays Bank	4,119
230	Belden Inc	Bank of America Merrill Lynch	1,146
9,701	Belden Inc	Barclays Bank	19,752
5,066	Belden Inc	Goldman Sachs	24,925
1,013	Belden Inc	HSBC	2,028
215	Belden Inc	Morgan Stanley	648
(989)	BellRing Brands Inc	Bank of America Merrill Lynch	(445)
(10,425)	BellRing Brands Inc	Barclays Bank	(6,556)
7,635	BellRing Brands Inc	Barclays Bank	9,238
(9,361)	BellRing Brands Inc	Goldman Sachs	(4,653)
(3,468)	BellRing Brands Inc	HSBC	(2,457)
(732)	BellRing Brands Inc	Morgan Stanley	(886)
6,031	BellRing Brands Inc	Morgan Stanley	7,298
30,615	Benchmark Electronics Inc	Barclays Bank	22,502
28,078	Benchmark Electronics Inc	Goldman Sachs	57,420
28,818	Benchmark Electronics Inc	HSBC	74,206
723	Benchmark Electronics Inc	Morgan Stanley	531
(6,473)	Benson Hill Inc	Goldman Sachs	65
(18,604)	Benson Hill Inc	HSBC	(3,721)
(47,415)	Benson Hill Inc	Morgan Stanley	11,854

保有高	銘柄	取引相手	未実現純評価益 ／(損) (米ドル)
	米国(続き)		
(1,669)	Bentley Systems Inc ' B'	Bank of America Merrill Lynch	(4,974)
(13,643)	Bentley Systems Inc ' B'	Barclays Bank	(26,058)
(693)	Bentley Systems Inc ' B'	Goldman Sachs	(2,065)
(5,405)	Bentley Systems Inc ' B'	HSBC	(22,269)
(15,049)	Bentley Systems Inc ' B'	Morgan Stanley	(15,050)
(422)	Berkshire Hathaway Inc ' B'	Bank of America Merrill Lynch	1,380
(9,092)	Berkshire Hathaway Inc ' B'	Barclays Bank	80,646
(3,732)	Berkshire Hathaway Inc ' B'	Goldman Sachs	12,204
(832)	Berkshire Hathaway Inc ' B'	HSBC	4,892
(1,698)	Berkshire Hathaway Inc ' B'	Morgan Stanley	15,061
(1,202)	Berkshire Hills Bancorp Inc	HSBC	(2,160)
25,785	Berry Corp	Bank of America Merrill Lynch	(15,213)
37,785	Berry Corp	Barclays Bank	(25,694)
15,558	Berry Corp	Goldman Sachs	(9,179)
12,625	Berry Corp	HSBC	(8,459)
(3,291)	Berry Global Group Inc	Bank of America Merrill Lynch	6,264
(10,703)	Berry Global Group Inc	Barclays Bank	23,214
(1,248)	Berry Global Group Inc	Goldman Sachs	2,512
(2,654)	Berry Global Group Inc	Morgan Stanley	5,278
1,946	Best Buy Co Inc	Bank of America Merrill Lynch	117
11,596	Best Buy Co Inc	Barclays Bank	28,294
13,354	Best Buy Co Inc	Goldman Sachs	801
11,554	Best Buy Co Inc	HSBC	3,467
6,834	Best Buy Co Inc	Morgan Stanley	16,675
(6,689)	Beyond Air Inc	HSBC	1,605
(19,822)	BGC Partners Inc ' A'	Barclays Bank	12,191
(96,629)	BGC Partners Inc ' A'	Goldman Sachs	16,910
(45,051)	BGC Partners Inc ' A'	HSBC	676
(83,976)	BGC Partners Inc ' A'	Morgan Stanley	51,645
(4,504)	BGSF Inc	Bank of America Merrill Lynch	(2,545)
(14,893)	BGSF Inc	Barclays Bank	(3,798)
(4,705)	BGSF Inc	Goldman Sachs	(2,658)
3,177	Big 5 Sporting Goods Corp	Barclays Bank	(762)
3,522	Big 5 Sporting Goods Corp	Goldman Sachs	(2,043)
2,658	Big 5 Sporting Goods Corp	HSBC	(452)
10,539	Big 5 Sporting Goods Corp	Morgan Stanley	(2,529)
34,554	Big Lots Inc	Bank of America Merrill Lynch	(100,552)
(16,305)	BigCommerce Holdings Inc	Bank of America Merrill Lynch	1,467
(3,677)	BigCommerce Holdings Inc	Barclays Bank	2,942
(24,520)	BigCommerce Holdings Inc	HSBC	(9,808)
45	Biglari Holdings Inc ' A'	Bank of America Merrill Lynch	4,063
137	Biglari Holdings Inc ' A'	Goldman Sachs	12,369
50	Biglari Holdings Inc ' A'	Morgan Stanley	3,692
221	Biglari Holdings Inc ' B'	Barclays Bank	3,043
(353)	BILL Holdings Inc	Barclays Bank	(191)

保有高	銘柄	取引相手	未実現純評価益 ／(損) (米ドル)
	米国 (続き)		
(309)	BILL Holdings Inc	Goldman Sachs	(1,199)
(1,497)	BILL Holdings Inc	HSBC	(5,371)
(2,387)	BILL Holdings Inc	Morgan Stanley	(1,289)
(19,088)	BioCryst Pharmaceuticals Inc	Barclays Bank	10,403
(32,138)	BioCryst Pharmaceuticals Inc	Goldman Sachs	23,943
(9,516)	BioCryst Pharmaceuticals Inc	HSBC	4,425
(439)	Biogen Inc	Bank of America Merrill Lynch	6,616
(205)	Biogen Inc	Goldman Sachs	3,089
(15,804)	Biohaven Ltd	Barclays Bank	(9,798)
(4,048)	Biohaven Ltd	HSBC	(9,513)
(8,589)	Biohaven Ltd	Morgan Stanley	(5,325)
(6,550)	BioLife Solutions Inc	Barclays Bank	(6,616)
422	BioMarin Pharmaceutical Inc	Barclays Bank	(2,270)
3,028	BioMarin Pharmaceutical Inc	Goldman Sachs	(23,588)
1,950	BioMarin Pharmaceutical Inc	HSBC	(16,673)
839	BioMarin Pharmaceutical Inc	Morgan Stanley	(4,514)
(3,186)	Biomea Fusion Inc	Morgan Stanley	(9,813)
717	BioNTech SE ADR	Morgan Stanley	(1,850)
(146)	Bio-Rad Laboratories Inc ' A'	Bank of America Merrill Lynch	2,060
(137)	Bio-Rad Laboratories Inc ' A'	Barclays Bank	1,934
(186)	Bio-Rad Laboratories Inc ' A'	Goldman Sachs	1,446
(213)	Bio-Rad Laboratories Inc ' A'	HSBC	2,440
(229)	Bio-Rad Laboratories Inc ' A'	Morgan Stanley	1,302
(25,432)	Bio-Techne Corp	Barclays Bank	81,891
(11,648)	Bio-Techne Corp	Goldman Sachs	1,049
(9,846)	Bio-Techne Corp	HSBC	12,603
(49,738)	Bioventus Inc ' A'	Bank of America Merrill Lynch	(82,068)
(18,871)	Bioventus Inc ' A'	Barclays Bank	(14,908)
(2,618)	Bioventus Inc ' A'	HSBC	(5,052)
(7,232)	Bioventus Inc ' A'	Morgan Stanley	(5,713)
(22,041)	Bioxcel Therapeutics Inc	Morgan Stanley	152,744
(6,779)	Bird Global Inc ' A'	Bank of America Merrill Lynch	4,492
2,251	BJ' s Restaurants Inc	Bank of America Merrill Lynch	(2,183)
12,515	BJ' s Restaurants Inc	Barclays Bank	(19,398)
6,419	BJ' s Restaurants Inc	Goldman Sachs	(7,452)
15,997	BJ' s Restaurants Inc	HSBC	(9,961)
1,843	BJ' s Restaurants Inc	Morgan Stanley	(2,857)
5,404	BJ' s Wholesale Club Holdings Inc	Bank of America Merrill Lynch	(48,690)
2,944	BJ' s Wholesale Club Holdings Inc	Barclays Bank	(22,640)
6,338	BJ' s Wholesale Club Holdings Inc	Goldman Sachs	(57,105)
2,244	BJ' s Wholesale Club Holdings Inc	Morgan Stanley	(17,256)
19,351	Black Diamond Therapeutics Inc	Barclays Bank	1,161
35,961	Black Diamond Therapeutics Inc	Goldman Sachs	(1,079)
24,145	Black Diamond Therapeutics Inc	HSBC	(483)
6,360	Black Diamond Therapeutics Inc	Morgan Stanley	382

保有高	銘柄	取引相手	未実現純評価益 ／(損) (米ドル)
	米国(続き)		
8,268	Black Hills Corp	Bank of America Merrill Lynch	(33,322)
2,831	Black Hills Corp	Barclays Bank	(5,270)
7,388	Black Hills Corp	Goldman Sachs	(33,542)
895	Black Hills Corp	HSBC	(222)
(296)	Blackbaud Inc	Bank of America Merrill Lynch	(586)
(1,998)	Blackbaud Inc	Barclays Bank	120
(4,077)	Blackbaud Inc	Goldman Sachs	(8,072)
6,276	BlackLine Inc	Bank of America Merrill Lynch	(17,510)
11,655	BlackLine Inc	Barclays Bank	(43,823)
3,271	BlackLine Inc	Goldman Sachs	(9,126)
(5,305)	Blackstone Inc	Bank of America Merrill Lynch	(11,034)
(3,893)	Blackstone Inc	Goldman Sachs	(8,097)
(60,813)	Blackstone Mortgage Trust Inc ' A' (REIT)	Bank of America Merrill Lynch	(44,393)
(146,980)	Blackstone Mortgage Trust Inc ' A' (REIT)	Barclays Bank	(2,939)
(14,443)	Blackstone Mortgage Trust Inc ' A' (REIT)	Goldman Sachs	(10,543)
(64,548)	Blackstone Mortgage Trust Inc ' A' (REIT)	Morgan Stanley	(1,291)
18,231	Blade Air Mobility Inc	Bank of America Merrill Lynch	547
30,523	Blade Air Mobility Inc	Barclays Bank	(2,137)
15,312	Blade Air Mobility Inc	Goldman Sachs	459
25,470	Blade Air Mobility Inc	HSBC	10,188
36,105	Blade Air Mobility Inc	Morgan Stanley	(2,527)
3,255	Block Inc	Bank of America Merrill Lynch	13,899
6,786	Block Inc	Barclays Bank	3,057
7,806	Block Inc	Goldman Sachs	33,332
10,588	Block Inc	HSBC	30,681
11,479	Block Inc	Morgan Stanley	3,682
(1,910)	Bloom Energy Corp ' A'	Bank of America Merrill Lynch	132
(36,899)	Bloom Energy Corp ' A'	Barclays Bank	31,884
12,333	Bloom Energy Corp ' A'	Barclays Bank	(11,223)
(1,793)	Bloom Energy Corp ' A'	HSBC	(145)
10,044	Bloom Energy Corp ' A'	Morgan Stanley	(9,140)
(1,261)	Bloomin' Brands Inc	Bank of America Merrill Lynch	482
(2,806)	Bloomin' Brands Inc	Barclays Bank	4,739
(12,181)	Bloomin' Brands Inc	Goldman Sachs	(3,167)
(8,055)	Bloomin' Brands Inc	HSBC	(2,980)
(1,659)	Bloomin' Brands Inc	Morgan Stanley	1,863
(9,736)	Blue Bird Corp	Barclays Bank	22,003
(85,555)	Blue Foundry Bancorp	Barclays Bank	(19,678)
(21,347)	Blue Foundry Bancorp	Goldman Sachs	(13,022)
(29,186)	Blue Foundry Bancorp	HSBC	(17,074)
40,165	Blue Owl Capital Inc	Barclays Bank	(4,217)
11,228	Blue Owl Capital Inc	Goldman Sachs	(1,291)
20,611	Blue Owl Capital Inc	HSBC	(3,607)
(1,775)	Blue Ridge Bankshares Inc	Barclays Bank	(89)
(21,531)	Blue Ridge Bankshares Inc	Goldman Sachs	(22,392)

保有高	銘柄	取引相手	未実現純評価益 ／(損) (米ドル)
	米国(続き)		
(35,724)	Bluebird Bio Inc	Barclays Bank	13,932
(6,632)	Bluegreen Vacations Holding Corp	Bank of America Merrill Lynch	(20,095)
(5,841)	Bluegreen Vacations Holding Corp	Barclays Bank	6,250
(3,348)	Bluegreen Vacations Holding Corp	Goldman Sachs	(10,144)
(977)	Bluegreen Vacations Holding Corp	HSBC	(3,322)
(2,079)	Bluegreen Vacations Holding Corp	Morgan Stanley	2,225
(734)	BlueLinx Holdings Inc	Bank of America Merrill Lynch	(3,674)
(1,823)	BlueLinx Holdings Inc	Barclays Bank	(2,578)
(3,682)	BlueLinx Holdings Inc	HSBC	(39,821)
(3,569)	BlueLinx Holdings Inc	Morgan Stanley	(5,794)
18,360	Blueprint Medicines Corp	Barclays Bank	(1,102)
6,215	Blueprint Medicines Corp	Goldman Sachs	6,526
15,182	Blueprint Medicines Corp	HSBC	22,621
2,491	Bluerock Homes Trust Inc	Bank of America Merrill Lynch	(1,246)
4,900	Bluerock Homes Trust Inc	Barclays Bank	(4,165)
1,086	Bluerock Homes Trust Inc	Goldman Sachs	(543)
4,635	Bluerock Homes Trust Inc	HSBC	(6,535)
1,243	Bluerock Homes Trust Inc	Morgan Stanley	(1,057)
523	BM Technologies Inc	Barclays Bank	(73)
(1,930)	Boeing Co	Barclays Bank	7,874
(213)	Boeing Co	Goldman Sachs	(547)
(2,063)	Boeing Co	HSBC	793
(1,185)	Boeing Co	Morgan Stanley	4,255
(7,471)	Bogota Financial Corp	Barclays Bank	(75)
348	Boise Cascade Co	Bank of America Merrill Lynch	(532)
9,909	Boise Cascade Co	Barclays Bank	(29,826)
550	Boise Cascade Co	Goldman Sachs	(1,291)
4,812	Boise Cascade Co	HSBC	(2,117)
1,763	Boise Cascade Co	Morgan Stanley	(5,307)
403	BOK Financial Corp	HSBC	1,423
170	Bolt Biotherapeutics Inc	Bank of America Merrill Lynch	(37)
139	Bolt Biotherapeutics Inc	Barclays Bank	(25)
945	Bolt Biotherapeutics Inc	HSBC	104
(105)	Booking Holdings Inc	Barclays Bank	21,756
(855)	Booking Holdings Inc	Goldman Sachs	146,727
(419)	Booking Holdings Inc	HSBC	69,139
(559)	Booking Holdings Inc	Morgan Stanley	123,628
(1,286)	Boot Barn Holdings Inc	Barclays Bank	(3,279)
(3,890)	Boot Barn Holdings Inc	HSBC	12,137
(934)	Booz Allen Hamilton Holding Corp	Barclays Bank	(4,726)
6,378	Booz Allen Hamilton Holding Corp	Morgan Stanley	32,273
19,659	BorgWarner Inc	Barclays Bank	(55,832)
(801)	BorgWarner Inc	Barclays Bank	1,649
(495)	BorgWarner Inc	Goldman Sachs	1,169
(1,021)	BorgWarner Inc	HSBC	1,942

保有高	銘柄	取引相手	未実現純評価益 ／(損) (米ドル)
	米国 (続き)		
29,582	Borr Drilling Ltd	Barclays Bank	(7,396)
24,214	Borr Drilling Ltd	Goldman Sachs	(1,336)
3,924	Borr Drilling Ltd	HSBC	(275)
27,446	Borr Drilling Ltd	Morgan Stanley	(6,862)
157	Boston Beer Co Inc ' A'	Barclays Bank	929
178	Boston Beer Co Inc ' A'	Morgan Stanley	1,054
9,823	Boston Omaha Corp ' A'	Bank of America Merrill Lynch	(11,412)
14,838	Boston Omaha Corp ' A'	Morgan Stanley	(29,676)
(4,452)	Boston Properties Inc (REIT)	Bank of America Merrill Lynch	78
(38,530)	Boston Properties Inc (REIT)	Barclays Bank	43,539
(12,370)	Boston Properties Inc (REIT)	Goldman Sachs	(7,537)
(39,370)	Boston Properties Inc (REIT)	HSBC	59,279
(20,830)	Boston Properties Inc (REIT)	Morgan Stanley	23,538
44,883	Boston Scientific Corp	Bank of America Merrill Lynch	(137,790)
57,391	Boston Scientific Corp	Barclays Bank	(176,191)
58,990	Boston Scientific Corp	Goldman Sachs	(181,099)
27,287	Boston Scientific Corp	HSBC	(68,490)
68,247	Boston Scientific Corp	Morgan Stanley	(209,519)
(9,068)	Bowlero Corp	Bank of America Merrill Lynch	18,453
(13,059)	Bowlero Corp	HSBC	34,802
(4,059)	Bowlero Corp	Morgan Stanley	1,157
2,418	Bowman Consulting Group Ltd	Bank of America Merrill Lynch	(2,007)
614	Bowman Consulting Group Ltd	Goldman Sachs	(510)
602	Bowman Consulting Group Ltd	Morgan Stanley	(107)
7,353	Box Inc ' A'	Bank of America Merrill Lynch	12,279
26,774	Box Inc ' A'	Barclays Bank	26,507
50,237	Box Inc ' A'	Goldman Sachs	83,895
23,497	Box Inc ' A'	HSBC	42,294
15,592	Boyd Gaming Corp	Bank of America Merrill Lynch	(45,476)
23,432	Boyd Gaming Corp	Barclays Bank	(57,034)
36,003	Boyd Gaming Corp	Goldman Sachs	(172,274)
28,167	Boyd Gaming Corp	HSBC	(147,614)
10,991	Boyd Gaming Corp	Morgan Stanley	(22,323)
(24,075)	Brady Corp ' A'	Goldman Sachs	77,281
61,236	Braemar Hotels & Resorts Inc (REIT)	Barclays Bank	(3,674)
35,862	Braemar Hotels & Resorts Inc (REIT)	Goldman Sachs	2,869
63,926	Braemar Hotels & Resorts Inc (REIT)	HSBC	2,557
(57,881)	BrainStorm Cell Therapeutics Inc	Barclays Bank	3,473
(8,367)	BrainStorm Cell Therapeutics Inc	Goldman Sachs	(1,924)
197,001	Brandywine Realty Trust (REIT)	Barclays Bank	27,580
143,644	Brandywine Realty Trust (REIT)	Goldman Sachs	38,784
14,879	Brandywine Realty Trust (REIT)	Morgan Stanley	2,083
(7,427)	Braze Inc ' A'	Goldman Sachs	(18,122)
(3,327)	Braze Inc ' A'	HSBC	(13,108)
(1,632)	Braze Inc ' A'	Morgan Stanley	1,877

保有高	銘柄	取引相手	未実現純評価益 ／(損) (米ドル)
	米国(続き)		
4,799	Bridgebio Pharma Inc	Bank of America Merrill Lynch	(6,143)
19,036	Bridgebio Pharma Inc	Barclays Bank	(2,606)
16,250	Bridgebio Pharma Inc	Goldman Sachs	(20,800)
3,772	Bridgebio Pharma Inc	HSBC	(134)
(38,549)	Bridgewater Bancshares Inc	Barclays Bank	2,698
(40,585)	Bridgewater Bancshares Inc	Goldman Sachs	(28,004)
(10,110)	Bridgewater Bancshares Inc	HSBC	(4,853)
(262)	Bridgford Foods Corp	Bank of America Merrill Lynch	13
(6,472)	Bridgford Foods Corp	Barclays Bank	971
(3,165)	Bridgford Foods Corp	Goldman Sachs	158
(299)	Bridgford Foods Corp	HSBC	141
(826)	Bridgford Foods Corp	Morgan Stanley	124
3,518	Briggs & Stratton Corp*, π	Barclays Bank	—
32,162	Briggs & Stratton Corp*	Goldman Sachs	(32)
(3,116)	Bright Health Group Inc	Bank of America Merrill Lynch	531
(366)	Bright Health Group Inc	HSBC	(377)
(1,242)	Bright Horizons Family Solutions Inc	Bank of America Merrill Lynch	2,658
2,569	Bright Horizons Family Solutions Inc	Bank of America Merrill Lynch	(5,498)
(478)	Bright Horizons Family Solutions Inc	Morgan Stanley	774
21,254	Brightcove Inc	Bank of America Merrill Lynch	13,921
31,382	Brightcove Inc	Barclays Bank	(3,923)
58,666	Brightcove Inc	Goldman Sachs	38,426
23,429	Brightcove Inc	HSBC	10,660
33,422	Brightcove Inc	Morgan Stanley	(4,178)
10,278	BrightHouse Financial Inc	Bank of America Merrill Lynch	(2,055)
18,806	BrightHouse Financial Inc	Barclays Bank	(20,122)
1,267	BrightHouse Financial Inc	Goldman Sachs	(253)
16,939	BrightHouse Financial Inc	HSBC	(50,817)
16,705	BrightHouse Financial Inc	Morgan Stanley	(17,875)
7,446	BrightSphere Investment Group Inc	Bank of America Merrill Lynch	1,340
3,335	BrightSphere Investment Group Inc	Barclays Bank	(4,069)
5,420	BrightSphere Investment Group Inc	HSBC	(3,415)
10,359	BrightSphere Investment Group Inc	Morgan Stanley	(12,638)
10,881	BrightSpire Capital Inc (REIT)	Bank of America Merrill Lynch	5,658
5,186	BrightSpire Capital Inc (REIT)	Goldman Sachs	2,697
36,081	BrightSpire Capital Inc (REIT)	HSBC	21,288
90,714	BrightSpire Capital Inc (REIT)	Morgan Stanley	5,443
35,092	BrightView Holdings Inc	Barclays Bank	702
4,693	BrightView Holdings Inc	Goldman Sachs	986
16,923	BrightView Holdings Inc	HSBC	3,554
27,275	BrightView Holdings Inc	Morgan Stanley	546
2,350	Brilliant Earth Group Inc 'A'	Bank of America Merrill Lynch	(1,598)
15,430	Brilliant Earth Group Inc 'A'	Goldman Sachs	(10,492)
2,133	Brilliant Earth Group Inc 'A'	HSBC	(1,344)
7,964	Brilliant Earth Group Inc 'A'	Morgan Stanley	(956)

保有高	銘柄	取引相手	未実現純評価益 ／(損) (米ドル)
	米国(続き)		
(3,778)	Brinker International Inc	Bank of America Merrill Lynch	6,271
(6,036)	Brinker International Inc	Barclays Bank	17,565
(11,407)	Brinker International Inc	Goldman Sachs	18,936
(5,477)	Brinker International Inc	HSBC	2,903
(3,753)	Brink's Co	Barclays Bank	9,889
(5,653)	Brink's Co	HSBC	(13,103)
(481)	Brink's Co	Morgan Stanley	1,072
3,363	Bristol-Myers Squibb Co	Bank of America Merrill Lynch	(14,898)
26,700	Bristol-Myers Squibb Co	Barclays Bank	(55,269)
13,324	Bristol-Myers Squibb Co	Goldman Sachs	(59,025)
38,605	Bristol-Myers Squibb Co	HSBC	(180,286)
22,232	Bristol-Myers Squibb Co	Morgan Stanley	(46,021)
(11,482)	Bristow Group Inc	Barclays Bank	(6,315)
(6,993)	Bristow Group Inc	Goldman Sachs	(12,098)
(1,107)	Bristow Group Inc	Morgan Stanley	(609)
39,565	Brixmor Property Group Inc (REIT)	Barclays Bank	(34,422)
179,870	Brixmor Property Group Inc (REIT)	Goldman Sachs	(215,844)
84,532	Brixmor Property Group Inc (REIT)	Morgan Stanley	(73,543)
(9,132)	Broadcom Inc	Goldman Sachs	(1,510,433)
(814)	Broadcom Inc	Morgan Stanley	(103,240)
(4,568)	Broadridge Financial Solutions Inc	Bank of America Merrill Lynch	37,695
(6,692)	Broadridge Financial Solutions Inc	Barclays Bank	52,130
(4,482)	Broadridge Financial Solutions Inc	Goldman Sachs	37,820
(15,126)	Broadridge Financial Solutions Inc	HSBC	99,265
(8,951)	Broadridge Financial Solutions Inc	Morgan Stanley	65,019
37,418	Broadstone Net Lease Inc (REIT)	Barclays Bank	(25,070)
17,721	Broadstone Net Lease Inc (REIT)	HSBC	(17,544)
29,790	Brookdale Senior Living Inc	HSBC	(17,576)
11,821	Brookdale Senior Living Inc	Morgan Stanley	(3,546)
8,843	Brookfield Business Corp 'A'	Barclays Bank	(22,284)
790	Brookfield Business Corp 'A'	Goldman Sachs	(758)
5,762	Brookfield Infrastructure Corp 'A'	Barclays Bank	(4,091)
11,115	Brookfield Infrastructure Corp 'A'	HSBC	27,121
(21,889)	Brookfield Realty Capital Corp	Barclays Bank	(1,970)
(41,179)	Brookfield Realty Capital Corp	HSBC	2,059
2,106	Brookfield Renewable Corp 'A'	Bank of America Merrill Lynch	(5,644)
21,599	Brookfield Renewable Corp 'A'	Barclays Bank	(42,334)
5,793	Brookfield Renewable Corp 'A'	Goldman Sachs	(15,525)
35,146	Brookfield Renewable Corp 'A'	HSBC	(73,104)
4,876	Brookfield Renewable Corp 'A'	Morgan Stanley	(9,557)
20,478	Brookline Bancorp Inc	Barclays Bank	(3,584)
46,583	Brookline Bancorp Inc	Goldman Sachs	23,524
4,889	Brookline Bancorp Inc	Morgan Stanley	(856)
1,789	Brown & Brown Inc	Bank of America Merrill Lynch	(1,489)
(3,739)	Brown & Brown Inc	Barclays Bank	12,900

保有高	銘柄	取引相手	未実現純評価益 ／(損) (米ドル)
	米国 (続き)		
(15,168)	Brown & Brown Inc	Goldman Sachs	54,756
(6,667)	Brown & Brown Inc	HSBC	23,268
1,993	Brown & Brown Inc	HSBC	(6,883)
(2,662)	Brown & Brown Inc	Morgan Stanley	9,184
893	Brown & Brown Inc	Morgan Stanley	(841)
(5,402)	Brown-Forman Corp ' B'	Bank of America Merrill Lynch	12,843
(8,469)	Brown-Forman Corp ' B'	Barclays Bank	23,883
(16,691)	Brown-Forman Corp ' B'	Goldman Sachs	37,559
(4,288)	Brown-Forman Corp ' B'	HSBC	13,336
(21,414)	BRP Group Inc ' A'	Barclays Bank	58,246
(4,484)	BRP Group Inc ' A'	Goldman Sachs	8,071
(3,703)	BRP Group Inc ' A'	HSBC	15,256
(15,877)	BRT Apartments Corp (REIT)	Bank of America Merrill Lynch	(18,417)
(17,104)	BRT Apartments Corp (REIT)	Barclays Bank	(1,710)
(13,586)	BRT Apartments Corp (REIT)	Goldman Sachs	(15,760)
(5,738)	BRT Apartments Corp (REIT)	HSBC	(4,017)
4,049	Bruker Corp	Barclays Bank	(26,278)
2,486	Bruker Corp	Goldman Sachs	(9,347)
7,252	Bruker Corp	HSBC	(61,642)
1,643	Brunswick Corp	Bank of America Merrill Lynch	(3,007)
(3,026)	Brunswick Corp	Bank of America Merrill Lynch	5,538
3,212	Brunswick Corp	Barclays Bank	(2,859)
(2,801)	Brunswick Corp	Barclays Bank	2,493
8,326	Brunswick Corp	Goldman Sachs	(15,237)
6,170	Brunswick Corp	HSBC	(41,339)
(2,797)	Brunswick Corp	HSBC	18,740
4,448	Brunswick Corp	Morgan Stanley	(3,959)
(3,252)	Brunswick Corp	Morgan Stanley	2,894
(13,751)	Buckle Inc	Bank of America Merrill Lynch	18,468
(7,061)	Buckle Inc	Barclays Bank	7,482
(3,240)	Buckle Inc	Goldman Sachs	7,938
(27,299)	Buckle Inc	HSBC	44,139
(13,991)	Buckle Inc	Morgan Stanley	14,470
(9,085)	Build-A-Bear Workshop Inc	Goldman Sachs	28,799
(1,570)	Builders FirstSource Inc	Bank of America Merrill Lynch	(6,046)
2,167	Builders FirstSource Inc	Goldman Sachs	(2,817)
3,531	Builders FirstSource Inc	Morgan Stanley	(11,688)
14,336	Bumble Inc ' A'	Bank of America Merrill Lynch	(19,927)
9,935	Bumble Inc ' A'	Barclays Bank	(15,938)
13,143	Bumble Inc ' A'	Goldman Sachs	(18,265)
25,747	Bumble Inc ' A'	HSBC	(46,499)
28,617	Bumble Inc ' A'	Morgan Stanley	(48,649)
(10,164)	Bunge Ltd	Bank of America Merrill Lynch	(8,436)
(6,862)	Bunge Ltd	Barclays Bank	(16,126)
(13,435)	Bunge Ltd	Goldman Sachs	(12,134)

保有高	銘柄	取引相手	未実現純評価益 ／(損) (米ドル)
	米国(続き)		
(6,457)	Bunge Ltd	HSBC	(17,353)
(8,918)	Bunge Ltd	Morgan Stanley	(19,199)
1,484	Burford Capital Ltd	Barclays Bank	183
28,725	Burford Capital Ltd	HSBC	(8,618)
(1,151)	Burlington Stores Inc	Bank of America Merrill Lynch	28,292
(822)	Burlington Stores Inc	Barclays Bank	13,127
16,432	Business First Bancshares Inc	Barclays Bank	(7,394)
24,138	Business First Bancshares Inc	Goldman Sachs	9,172
44,255	Business First Bancshares Inc	HSBC	8,408
15,376	Business First Bancshares Inc	Morgan Stanley	(6,919)
(110,283)	Butterfly Network Inc	Barclays Bank	(23,159)
(8,382)	Butterfly Network Inc	Morgan Stanley	(1,760)
(21,216)	BWX Technologies Inc	Bank of America Merrill Lynch	137,904
(23,160)	BWX Technologies Inc	Barclays Bank	129,001
(28,463)	BWX Technologies Inc	Goldman Sachs	185,009
(11,287)	BWX Technologies Inc	HSBC	50,808
(6,426)	BWX Technologies Inc	Morgan Stanley	35,793
3,559	Byline Bancorp Inc	Bank of America Merrill Lynch	1,459
16,902	Byline Bancorp Inc	Barclays Bank	(4,902)
45,644	Byline Bancorp Inc	Goldman Sachs	18,714
3,146	Byline Bancorp Inc	HSBC	(126)
(1,664)	Byrna Technologies Inc	Bank of America Merrill Lynch	832
(44,408)	Byrna Technologies Inc	Barclays Bank	30,642
(3,876)	Byrna Technologies Inc	Goldman Sachs	1,938
(3,962)	Byrna Technologies Inc	HSBC	1,307
(23,263)	Byrna Technologies Inc	Morgan Stanley	16,051
(2,352)	C&F Financial Corp	Barclays Bank	3,610
(60)	C&F Financial Corp	Goldman Sachs	(12)
25,547	C4 Therapeutics Inc	Barclays Bank	5,876
5,579	C4 Therapeutics Inc	Goldman Sachs	—
22,925	C4 Therapeutics Inc	HSBC	3,058
(3,424)	Cabaletta Bio Inc	Morgan Stanley	4,931
222	Cable One Inc	Bank of America Merrill Lynch	(6,278)
421	Cable One Inc	Barclays Bank	(18,052)
180	Cable One Inc	Goldman Sachs	(8,198)
86	Cable One Inc	HSBC	(3,688)
270	Cable One Inc	Morgan Stanley	(5,129)
3,998	Cabot Corp	Bank of America Merrill Lynch	(880)
13,534	Cabot Corp	Barclays Bank	(42,496)
5,617	Cabot Corp	Goldman Sachs	(1,236)
4,249	Cabot Corp	HSBC	(6,289)
9,061	Cabot Corp	Morgan Stanley	(28,452)
412	CACI International Inc 'A'	Barclays Bank	(696)
461	CACI International Inc 'A'	Goldman Sachs	(2,600)
375	CACI International Inc 'A'	HSBC	(1,264)

保有高	銘柄	取引相手	未実現純評価益 ／(損) (米ドル)
	米国(続き)		
525	CACI International Inc ' A'	Morgan Stanley	(887)
(13,268)	Cactus Inc ' A'	Bank of America Merrill Lynch	48,959
(57,998)	Cactus Inc ' A'	Barclays Bank	200,574
(40,606)	Cactus Inc ' A'	HSBC	244,385
(35,979)	Cactus Inc ' A'	Morgan Stanley	129,524
(3,022)	Cadence Bank	Bank of America Merrill Lynch	(1,269)
(55,484)	Cadence Bank	Barclays Bank	46,052
(19,107)	Cadence Bank	HSBC	(3,057)
(18,393)	Cadence Bank	Morgan Stanley	12,364
799	Cadence Design Systems Inc	Bank of America Merrill Lynch	3,989
909	Cadence Design Systems Inc	Morgan Stanley	6,998
(4,363)	Cadiz Inc	Bank of America Merrill Lynch	(4,363)
(23,544)	Cadiz Inc	Barclays Bank	(6,357)
(36,684)	Cadiz Inc	HSBC	(17,975)
(30,820)	Cadiz Inc	Morgan Stanley	(8,321)
(6,566)	Cadre Holdings Inc	Bank of America Merrill Lynch	5,778
(15,713)	Cadre Holdings Inc	Barclays Bank	27,183
(1,736)	Cadre Holdings Inc	Morgan Stanley	3,003
9,013	Caesars Entertainment Inc	Bank of America Merrill Lynch	(32,537)
24,433	Caesars Entertainment Inc	Barclays Bank	(90,265)
4,410	Caesars Entertainment Inc	Goldman Sachs	(15,920)
35,543	Caesars Entertainment Inc	HSBC	(157,811)
26,109	Caesars Entertainment Inc	Morgan Stanley	(99,475)
14,482	Caesarstone Ltd	Bank of America Merrill Lynch	(1,303)
14,874	Caesarstone Ltd	Barclays Bank	744
15,613	Caesarstone Ltd	Goldman Sachs	(1,405)
24,322	Caesarstone Ltd	HSBC	3,648
29,823	Caesarstone Ltd	Morgan Stanley	1,491
(15,243)	CalAmp Corp	Barclays Bank	(1,219)
(19,984)	CalAmp Corp	Goldman Sachs	(799)
170	Calavo Growers Inc	Bank of America Merrill Lynch	347
4,668	Calavo Growers Inc	Barclays Bank	3,128
4,898	Calavo Growers Inc	Goldman Sachs	9,992
2,593	Caledonia Mining Corp Plc	Barclays Bank	(2,437)
5,877	Caledonia Mining Corp Plc	Goldman Sachs	(7,699)
(5,537)	Caleres Inc	Bank of America Merrill Lynch	30,730
(10,492)	Caleres Inc	Barclays Bank	34,414
(7,575)	Caleres Inc	Goldman Sachs	42,041
(16,659)	Caleres Inc	HSBC	81,142
(11,011)	Caleres Inc	Morgan Stanley	36,116
1,311	California BanCorp	Bank of America Merrill Lynch	1,147
9,475	California BanCorp	Barclays Bank	2,795
5,265	California BanCorp	Goldman Sachs	4,607
3,482	California BanCorp	HSBC	2,524
1,897	California BanCorp	Morgan Stanley	560

保有高	銘柄	取引相手	未実現純評価益 ／(損) (米ドル)
	米国(続き)		
2,397	California Resources Corp	Bank of America Merrill Lynch	(5,729)
12,369	California Resources Corp	Barclays Bank	(28,201)
19,751	California Resources Corp	Goldman Sachs	(47,205)
4,996	California Resources Corp	HSBC	(11,291)
3,346	California Resources Corp	Morgan Stanley	(7,629)
20,127	California Water Service Group	Bank of America Merrill Lynch	(4,227)
22,007	California Water Service Group	Barclays Bank	20,687
6,447	California Water Service Group	HSBC	(1,354)
8,342	California Water Service Group	Morgan Stanley	7,841
53	Calithera Biosciences Inc	Goldman Sachs	17
2,829	Calix Inc	Bank of America Merrill Lynch	2,035
7,872	Calix Inc	Barclays Bank	(5,825)
10,045	Calix Inc	Goldman Sachs	10,246
8,458	Calix Inc	HSBC	21,756
9,902	Calix Inc	Morgan Stanley	(7,328)
1,186	Callon Petroleum Co	Bank of America Merrill Lynch	(1,755)
22,880	Callon Petroleum Co	Barclays Bank	(55,141)
9,102	Callon Petroleum Co	Goldman Sachs	(8,568)
2,726	Callon Petroleum Co	HSBC	(13,024)
8,187	Cal-Maine Foods Inc	Bank of America Merrill Lynch	5,322
7,907	Cal-Maine Foods Inc	Barclays Bank	(6,247)
1,225	Cal-Maine Foods Inc	Goldman Sachs	796
4,948	Cambium Networks Corp	Bank of America Merrill Lynch	4,849
8,761	Cambium Networks Corp	Barclays Bank	(175)
4,914	Cambium Networks Corp	Goldman Sachs	4,816
4,108	Cambium Networks Corp	HSBC	5,721
12,726	Cambium Networks Corp	Morgan Stanley	(255)
(5,488)	Cambridge Bancorp	Barclays Bank	5,232
(10,772)	Cambridge Bancorp	Goldman Sachs	(33,178)
(6,659)	Cambridge Bancorp	HSBC	(21,842)
(2,799)	Cambridge Bancorp	Morgan Stanley	2,603
20,207	Camden National Corp	Barclays Bank	(20,409)
1,267	Camden National Corp	Goldman Sachs	1,381
1,787	Camden Property Trust (REIT)	Bank of America Merrill Lynch	(7,595)
14,542	Camden Property Trust (REIT)	Barclays Bank	(24,430)
19,250	Camden Property Trust (REIT)	Goldman Sachs	(81,813)
10,290	Camden Property Trust (REIT)	HSBC	(64,518)
5,328	Camden Property Trust (REIT)	Morgan Stanley	(8,951)
7,514	Campbell Soup Co	Bank of America Merrill Lynch	(22,129)
39,011	Campbell Soup Co	Barclays Bank	(47,008)
33,470	Campbell Soup Co	Goldman Sachs	(98,569)
1,790	Campbell Soup Co	HSBC	(7,294)
9,754	Campbell Soup Co	Morgan Stanley	(11,753)
(36,082)	Camping World Holdings Inc 'A'	Barclays Bank	(36,443)
(5,782)	Camping World Holdings Inc 'A'	HSBC	(13,125)

保有高	銘柄	取引相手	未実現純評価益 ／(損) (米ドル)
	米国(続き)		
(14,609)	Camping World Holdings Inc ' A'	Morgan Stanley	(14,755)
(1,512)	Canadian Pacific Kansas City Ltd	Barclays Bank	7,560
(1,099)	Canadian Pacific Kansas City Ltd	Goldman Sachs	7,242
(8,816)	Canadian Pacific Kansas City Ltd	Morgan Stanley	44,080
(4,538)	Cannae Holdings Inc	Bank of America Merrill Lynch	(6,535)
(23,656)	Cannae Holdings Inc	Barclays Bank	3,548
(32,384)	Cannae Holdings Inc	Goldman Sachs	(46,633)
(24,862)	Cannae Holdings Inc	HSBC	(40,525)
(32,372)	Cano Health Inc	Bank of America Merrill Lynch	(971)
2,210	Cantaloupe Inc	Bank of America Merrill Lynch	(663)
6,047	Cantaloupe Inc	Barclays Bank	(2,056)
29,626	Cantaloupe Inc	Goldman Sachs	(8,888)
(6,153)	Capital Bancorp Inc	Barclays Bank	4,184
(3,251)	Capital Bancorp Inc	Goldman Sachs	(2,731)
33,851	Capital City Bank Group Inc	Barclays Bank	(3,385)
35,842	Capital City Bank Group Inc	Goldman Sachs	28,674
9,832	Capital City Bank Group Inc	HSBC	5,998
(2,996)	Capital One Financial Corp	Bank of America Merrill Lynch	(40,151)
(11,571)	Capital One Financial Corp	Barclays Bank	(56,549)
(197)	Capital One Financial Corp	Goldman Sachs	(2,998)
(9,776)	Capital One Financial Corp	HSBC	(108,773)
(10,183)	Capital One Financial Corp	Morgan Stanley	(49,795)
(10,391)	Capitol Federal Financial Inc	Bank of America Merrill Lynch	(4,780)
(109,050)	Capitol Federal Financial Inc	Barclays Bank	(4,362)
(69,675)	Capitol Federal Financial Inc	Goldman Sachs	(32,051)
(101,750)	Capitol Federal Financial Inc	HSBC	(46,805)
(17,653)	Capitol Federal Financial Inc	Morgan Stanley	(706)
(14,541)	Capri Holdings Ltd	Barclays Bank	45,662
(6,649)	Capri Holdings Ltd	Goldman Sachs	25,732
(13,584)	Capri Holdings Ltd	HSBC	40,261
(25,280)	Capri Holdings Ltd	Morgan Stanley	79,114
27,492	Capstar Financial Holdings Inc	Barclays Bank	(13,471)
4,599	Capstar Financial Holdings Inc	Goldman Sachs	2,300
(34,366)	Cara Therapeutics Inc	Bank of America Merrill Lynch	27,836
(24,366)	Cara Therapeutics Inc	Barclays Bank	9,015
(4,465)	Cara Therapeutics Inc	HSBC	4,197
(31,489)	Cardiff Oncology Inc	Bank of America Merrill Lynch	4,094
(6,154)	Cardiff Oncology Inc	Barclays Bank	431
(8,947)	Cardiff Oncology Inc	Goldman Sachs	1,163
(7,320)	Cardiff Oncology Inc	HSBC	1,318
5,729	Cardinal Health Inc	Bank of America Merrill Lynch	(22,630)
19,850	Cardinal Health Inc	Barclays Bank	(91,509)
(2,358)	Cardinal Health Inc	Barclays Bank	10,870
5,896	Cardinal Health Inc	HSBC	(16,391)
(617)	Cardinal Health Inc	HSBC	1,715

保有高	銘柄	取引相手	未実現純評価益 ／(損) (米ドル)
	米国 (続き)		
(5,725)	Cardinal Health Inc	Morgan Stanley	26,392
4,176	Cardlytics Inc	Barclays Bank	(919)
5,112	Cardlytics Inc	HSBC	(1,687)
7,292	Cardlytics Inc	Morgan Stanley	(1,604)
2,947	CareDx Inc	Bank of America Merrill Lynch	(1,415)
8,868	CareDx Inc	Goldman Sachs	(4,257)
7,551	CareDx Inc	HSBC	(2,643)
19,237	CareDx Inc	Morgan Stanley	(13,274)
9,570	CareMax Inc	Bank of America Merrill Lynch	(191)
26,652	CareMax Inc	Barclays Bank	(9,328)
10,474	CareMax Inc	Goldman Sachs	(209)
7,357	CareMax Inc	Morgan Stanley	(2,575)
(10,061)	CareTrust Inc (REIT)	Bank of America Merrill Lynch	11,671
(34,219)	CareTrust Inc (REIT)	Barclays Bank	16,767
(35,451)	CareTrust Inc (REIT)	Goldman Sachs	41,123
(36,168)	CareTrust Inc (REIT)	HSBC	40,508
(3,458)	CareTrust Inc (REIT)	Morgan Stanley	1,694
2,460	Cargurus Inc	Bank of America Merrill Lynch	(763)
10,808	Cargurus Inc	Barclays Bank	648
7,531	Cargurus Inc	HSBC	18,619
10,003	Carisma Therapeutics Inc	Bank of America Merrill Lynch	1,100
3,405	Carisma Therapeutics Inc	Goldman Sachs	1,085
4,049	Carisma Therapeutics Inc	HSBC	(3,025)
3,659	Carisma Therapeutics Inc	Morgan Stanley	878
(4,688)	Carlisle Cos Inc	Bank of America Merrill Lynch	12,927
(680)	Carlisle Cos Inc	HSBC	1,185
42,829	Carlyle Group Inc	Barclays Bank	(7,709)
1,200	Carlyle Group Inc	Goldman Sachs	1,116
6,278	Carlyle Group Inc	HSBC	9,982
(7,501)	CarMax Inc	Barclays Bank	—
(11,432)	CarMax Inc	Goldman Sachs	(5,698)
(14,773)	CarMax Inc	HSBC	6,015
(3,139)	CarMax Inc	Morgan Stanley	—
8,857	Carnival Corp	Bank of America Merrill Lynch	8,946
80,361	Carnival Corp	HSBC	57,056
19,715	CarParts.com Inc	Bank of America Merrill Lynch	(3,253)
11,980	CarParts.com Inc	Barclays Bank	(300)
9,031	CarParts.com Inc	Goldman Sachs	(1,490)
30,130	CarParts.com Inc	HSBC	(11,901)
17,408	CarParts.com Inc	Morgan Stanley	(435)
(2,258)	Carpenter Technology Corp	Bank of America Merrill Lynch	4,385
(691)	Carpenter Technology Corp	Barclays Bank	2,246
(20,001)	Carpenter Technology Corp	Goldman Sachs	105,605
(358)	Carpenter Technology Corp	HSBC	2,166
(361)	Carpenter Technology Corp	Morgan Stanley	1,173

保有高	銘柄	取引相手	未実現純評価益 ／ (損) (米ドル)
	米国 (続き)		
(4,830)	Carriage Services Inc	Bank of America Merrill Lynch	9,950
(16,102)	Carriage Services Inc	Barclays Bank	24,958
(3,466)	Carriage Services Inc	Morgan Stanley	5,372
(32,361)	Carrier Global Corp	Barclays Bank	44,658
(21,184)	Carrier Global Corp	Goldman Sachs	37,284
63,542	Carrols Restaurant Group Inc	Bank of America Merrill Lynch	936
6,251	Carrols Restaurant Group Inc	Barclays Bank	(2,750)
14,274	Carrols Restaurant Group Inc	Goldman Sachs	(1,066)
5,450	Carrols Restaurant Group Inc	HSBC	1,504
(12,538)	Cars.com Inc	Goldman Sachs	16,049
(27,230)	Carter Bankshares Inc	Barclays Bank	545
(7,284)	Carter Bankshares Inc	Goldman Sachs	(4,443)
(14,609)	Carter Bankshares Inc	HSBC	(11,541)
(3,680)	Carter' s Inc	Bank of America Merrill Lynch	7,287
(21,955)	Carter' s Inc	Barclays Bank	52,253
(11,734)	Carter' s Inc	Goldman Sachs	23,233
(3,513)	Carter' s Inc	HSBC	21,359
(3,480)	Carter' s Inc	Morgan Stanley	8,283
17,813	Carvana Co	Barclays Bank	25,473
7,186	Casa Systems Inc	Morgan Stanley	(431)
(5,104)	Casella Waste Systems Inc ' A'	Bank of America Merrill Lynch	14,853
(12,966)	Casella Waste Systems Inc ' A'	Barclays Bank	12,577
(2,943)	Casella Waste Systems Inc ' A'	HSBC	(4,091)
(5,522)	Casella Waste Systems Inc ' A'	Morgan Stanley	5,356
817	Casey' s General Stores Inc	Bank of America Merrill Lynch	(3,170)
2,658	Casey' s General Stores Inc	Barclays Bank	(1,250)
1,236	Casey' s General Stores Inc	Goldman Sachs	(4,796)
1,434	Casey' s General Stores Inc	HSBC	(1,520)
2,027	Casey' s General Stores Inc	Morgan Stanley	(953)
7,714	Cass Information Systems Inc	Barclays Bank	(1,543)
(3,627)	Cassava Sciences Inc	Barclays Bank	8,161
(5,468)	Castle Biosciences Inc	Barclays Bank	574
(1,370)	Castle Biosciences Inc	Goldman Sachs	(1,973)
(4,058)	Castle Biosciences Inc	HSBC	(9,577)
(2,997)	Castle Biosciences Inc	Morgan Stanley	913
(8,559)	Catalent Inc	Barclays Bank	6,958
(2,058)	Catalent Inc	Morgan Stanley	2,202
22,484	Catalyst*	Bank of America Merrill Lynch	(19,506)
30,102	Catalyst*	Barclays Bank	3,986
3,322	Catalyst*	Goldman Sachs	(92)
32,520	Catalyst*	HSBC	4,307
23,842	Catalyst*	Morgan Stanley	3,157
22,484	Catalyst Biosciences Inc	Bank of America Merrill Lynch	337
30,102	Catalyst Biosciences Inc	Barclays Bank	—
3,322	Catalyst Biosciences Inc	Goldman Sachs	50

保有高	銘柄	取引相手	未実現純評価益 ／(損) (米ドル)
	米国 (続き)		
32,520	Catalyst Biosciences Inc	HSBC	813
23,842	Catalyst Biosciences Inc	Morgan Stanley	—
16,315	Catalyst Pharmaceuticals Inc	Morgan Stanley	(14,928)
428	Caterpillar Inc	Bank of America Merrill Lynch	(1,772)
1,064	Caterpillar Inc	Barclays Bank	(7,565)
220	Caterpillar Inc	Goldman Sachs	(911)
237	Caterpillar Inc	HSBC	(1,811)
398	Caterpillar Inc	Morgan Stanley	(2,830)
(2,930)	Cathay General Bancorp	Bank of America Merrill Lynch	(1,090)
(46,381)	Cathay General Bancorp	Barclays Bank	44,526
(2,763)	Cathay General Bancorp	HSBC	(1,882)
(25,836)	Cathay General Bancorp	Morgan Stanley	25,412
(21,326)	Cato Corp ' A'	Goldman Sachs	(6,185)
(5,622)	Cato Corp ' A'	HSBC	(731)
(236)	Cavco Industries Inc	Bank of America Merrill Lynch	9,423
(1,072)	Cavco Industries Inc	Barclays Bank	31,067
(1,467)	Cavco Industries Inc	Goldman Sachs	58,577
(1,006)	Cavco Industries Inc	HSBC	51,155
(246)	Cavco Industries Inc	Morgan Stanley	7,129
7,430	CB Financial Services Inc	Barclays Bank	3,864
4,379	CB Financial Services Inc	Goldman Sachs	(2,321)
1,841	CB Financial Services Inc	Morgan Stanley	957
(6,574)	CBIZ Inc	Bank of America Merrill Lynch	(3,050)
(6,024)	CBIZ Inc	Barclays Bank	2,590
(5,122)	CBIZ Inc	Goldman Sachs	(2,817)
(13,687)	CBIZ Inc	HSBC	2,134
(2,421)	CBIZ Inc	Morgan Stanley	778
(9,436)	CBL & Associates Properties Inc (REIT)	Morgan Stanley	(4,057)
3,386	Cboe Global Markets Inc	Barclays Bank	(23,837)
18,397	Cboe Global Markets Inc	HSBC	(77,819)
(11,714)	CBRE Group Inc ' A'	Bank of America Merrill Lynch	8,412
(6,108)	CBRE Group Inc ' A'	Barclays Bank	20,401
(4,251)	CBRE Group Inc ' A'	Goldman Sachs	5,914
(4,916)	CBRE Group Inc ' A'	HSBC	16,143
(11,565)	CBRE Group Inc ' A'	Morgan Stanley	31,006
3,304	CCC Intelligent Solutions Holdings Inc	Bank of America Merrill Lynch	4,791
10,557	CCC Intelligent Solutions Holdings Inc	Barclays Bank	9,923
2,597	CCC Intelligent Solutions Holdings Inc	Goldman Sachs	3,766
11,386	CCC Intelligent Solutions Holdings Inc	HSBC	20,267
15,700	CCC Intelligent Solutions Holdings Inc	Morgan Stanley	14,758
(5,248)	CDW Corp	Bank of America Merrill Lynch	(6,297)
(5,189)	CDW Corp	Barclays Bank	16,086
(2,610)	CDW Corp	Goldman Sachs	(3,132)
(2,885)	CDW Corp	HSBC	(12,148)
(10,974)	CDW Corp	Morgan Stanley	34,020

保有高	銘柄	取引相手	未実現純評価益 ／(損) (米ドル)
	米国(続き)		
16,113	CECO Environmental Corp	Bank of America Merrill Lynch	(13,374)
35,821	CECO Environmental Corp	Barclays Bank	(45,851)
28,575	CECO Environmental Corp	Goldman Sachs	(23,717)
2,309	CECO Environmental Corp	Morgan Stanley	(2,956)
(11,022)	Celanese Corp	Bank of America Merrill Lynch	6,997
(30,847)	Celanese Corp	Barclays Bank	112,391
(1,006)	Celanese Corp	HSBC	1,197
(18,307)	Celanese Corp	Morgan Stanley	67,370
(4,302)	Celcuity Inc	Barclays Bank	(86)
(8,968)	Celldex Therapeutics Inc	Barclays Bank	18,833
(1,301)	Celsius Holdings Inc	Bank of America Merrill Lynch	9,823
(6,699)	Celsius Holdings Inc	Barclays Bank	48,300
235	Celsius Holdings Inc	Goldman Sachs	(129)
735	Celsius Holdings Inc	HSBC	12,583
(768)	Celsius Holdings Inc	Morgan Stanley	5,537
248	Celsius Holdings Inc	Morgan Stanley	(1,788)
(13,694)	Centene Corp	Bank of America Merrill Lynch	72,469
(52,613)	Centene Corp	Barclays Bank	189,407
(11,707)	Centene Corp	HSBC	73,272
(10,242)	Centene Corp	Morgan Stanley	36,872
49,175	CenterPoint Energy Inc	Bank of America Merrill Lynch	(66,627)
44,695	CenterPoint Energy Inc	Barclays Bank	(23,688)
2,154	CenterPoint Energy Inc	Goldman Sachs	(3,209)
31,987	CenterPoint Energy Inc	HSBC	(58,166)
10,962	CenterPoint Energy Inc	Morgan Stanley	(5,810)
(7,507)	Centerspace (REIT)	Barclays Bank	2,252
(3,052)	Centerspace (REIT)	HSBC	(671)
15,348	Centogene NV	Barclays Bank	46
1,029	Centogene NV	Goldman Sachs	(12)
631	Centogene NV	Morgan Stanley	2
20,485	Central Garden & Pet Co 'A'	Barclays Bank	(6,146)
6,293	Central Garden & Pet Co 'A'	Goldman Sachs	(3,147)
30,948	Central Pacific Financial Corp	Bank of America Merrill Lynch	18,878
89,636	Central Pacific Financial Corp	Morgan Stanley	(57,367)
(75)	Central Valley Community Bancorp	Bank of America Merrill Lynch	(89)
(3,004)	Central Valley Community Bancorp	Barclays Bank	2,103
(3,937)	Central Valley Community Bancorp	Goldman Sachs	(4,646)
(6,587)	Central Valley Community Bancorp	HSBC	(3,425)
(135)	Central Valley Community Bancorp	Morgan Stanley	95
(7,694)	Centrus Energy Corp 'A'	Barclays Bank	25,313
8,439	Century Aluminum Co	Barclays Bank	(3,460)
2,194	Century Aluminum Co	Goldman Sachs	395
6,167	Century Aluminum Co	HSBC	(3,947)
12,715	Century Casinos Inc	Barclays Bank	(4,577)
16,497	Century Casinos Inc	Goldman Sachs	1,155

保有高	銘柄	取引相手	未実現純評価益 ／(損) (米ドル)
	米国(続き)		
5,796	Century Casinos Inc	Morgan Stanley	(2,087)
5,375	Century Communities Inc	Bank of America Merrill Lynch	(17,899)
6,279	Century Communities Inc	Barclays Bank	(16,200)
343	Century Communities Inc	Goldman Sachs	(1,142)
4,404	Century Communities Inc	Morgan Stanley	(11,362)
1,272	Century Therapeutics Inc	Morgan Stanley	(401)
1,768	Cerence Inc	Barclays Bank	6,648
5,750	Cerence Inc	Goldman Sachs	28,290
5,338	Cerence Inc	HSBC	13,078
698	Cerence Inc	Morgan Stanley	2,624
(7,260)	Cerevel Therapeutics Holdings Inc	Bank of America Merrill Lynch	(3,511)
(12,854)	Cerevel Therapeutics Holdings Inc	Barclays Bank	16,582
(8,046)	Cerevel Therapeutics Holdings Inc	Goldman Sachs	(4,828)
(3,482)	Cerevel Therapeutics Holdings Inc	Morgan Stanley	4,492
(3,057)	Ceridian HCM Holding Inc	Bank of America Merrill Lynch	(5,594)
(1,737)	Ceridian HCM Holding Inc	Barclays Bank	3,248
(796)	Ceridian HCM Holding Inc	Goldman Sachs	(614)
(2,007)	Ceridian HCM Holding Inc	HSBC	(2,283)
(1,251)	Ceridian HCM Holding Inc	Morgan Stanley	2,339
(12,769)	Certara Inc	Bank of America Merrill Lynch	(10,854)
(3,667)	Certara Inc	Goldman Sachs	(1,523)
(15,227)	Certara Inc	HSBC	33,347
(18,634)	Certara Inc	Morgan Stanley	(5,031)
22,324	Cerus Corp	Barclays Bank	1,228
60,890	Cerus Corp	HSBC	(10,656)
26,505	Cerus Corp	Morgan Stanley	1,458
(28,595)	CEVA Inc	Barclays Bank	(48,897)
(21,085)	CEVA Inc	Goldman Sachs	(55,032)
(2,802)	CF Industries Holdings Inc	Barclays Bank	14,038
(992)	CF Industries Holdings Inc	HSBC	5,506
(3,523)	CH Robinson Worldwide Inc	Bank of America Merrill Lynch	15,149
(20,353)	CH Robinson Worldwide Inc	Barclays Bank	109,296
(1,597)	CH Robinson Worldwide Inc	Goldman Sachs	6,867
(16,802)	CH Robinson Worldwide Inc	HSBC	121,646
(6,080)	CH Robinson Worldwide Inc	Morgan Stanley	32,650
(25,830)	Champions Oncology Inc	Bank of America Merrill Lynch	(12,657)
(2,364)	Champions Oncology Inc	Barclays Bank	804
23,593	ChampionX Corp	Bank of America Merrill Lynch	(22,177)
(1,403)	ChampionX Corp	Barclays Bank	2,722
(7,215)	ChampionX Corp	Goldman Sachs	6,782
(3,772)	ChampionX Corp	HSBC	6,337
18,431	ChampionX Corp	Morgan Stanley	(35,756)
(7,424)	ChargePoint Holdings Inc	Bank of America Merrill Lynch	(7,201)
(180,024)	ChargePoint Holdings Inc	Barclays Bank	(232,231)
(3,335)	ChargePoint Holdings Inc	HSBC	(1,801)

保有高	銘柄	取引相手	未実現純評価益 ／(損) (米ドル)
	米国(続き)		
(2,250)	Charles River Laboratories International Inc	Bank of America Merrill Lynch	12,078
(1,849)	Charles River Laboratories International Inc	Barclays Bank	4,948
(2,650)	Charles River Laboratories International Inc	Goldman Sachs	(2,483)
(2,400)	Charles River Laboratories International Inc	Morgan Stanley	9,708
(7,870)	Charles Schwab Corp	Bank of America Merrill Lynch	(13,174)
(1,664)	Charles Schwab Corp	Barclays Bank	(578)
(6,535)	Charles Schwab Corp	Goldman Sachs	(7,221)
(1,675)	Charles Schwab Corp	HSBC	(3,847)
(15,694)	Charles Schwab Corp	Morgan Stanley	(15,502)
(721)	Chart Industries Inc	Bank of America Merrill Lynch	3,555
(3,384)	Chart Industries Inc	Barclays Bank	31,336
(2,380)	Chart Industries Inc	Goldman Sachs	11,733
(161)	Chart Industries Inc	HSBC	2,731
(3,772)	Chart Industries Inc	Morgan Stanley	31,907
(969)	Charter Communications Inc 'A'	Bank of America Merrill Lynch	10,774
(2,389)	Charter Communications Inc 'A'	Barclays Bank	26,375
(2,020)	Charter Communications Inc 'A'	Goldman Sachs	25,836
(86)	Charter Communications Inc 'A'	HSBC	248
(2,770)	Charter Communications Inc 'A'	Morgan Stanley	30,581
(3,587)	Chase Corp	Bank of America Merrill Lynch	(21,396)
(1,301)	Chase Corp	Barclays Bank	1,958
(7,277)	Chase Corp	Goldman Sachs	(43,407)
(2,711)	Chase Corp	HSBC	(25,768)
(182)	Chase Corp	Morgan Stanley	274
11,161	Chatham Lodging Trust (REIT)	Bank of America Merrill Lynch	(6,027)
71,830	Chatham Lodging Trust (REIT)	Barclays Bank	(22,267)
65,025	Chatham Lodging Trust (REIT)	Goldman Sachs	(35,114)
27,567	Chatham Lodging Trust (REIT)	Morgan Stanley	(8,546)
2,498	CHC Group Ltd*	Morgan Stanley	(1,124)
(5,184)	Check Point Software Technologies Ltd	Bank of America Merrill Lynch	(11,464)
1,496	Check Point Software Technologies Ltd	Bank of America Merrill Lynch	5,924
(3,076)	Check Point Software Technologies Ltd	Barclays Bank	(4,337)
(6,076)	Check Point Software Technologies Ltd	Goldman Sachs	(24,061)
(2,481)	Check Point Software Technologies Ltd	HSBC	(4,169)
(4,007)	Check Point Software Technologies Ltd	Morgan Stanley	(5,014)
(13,937)	Cheesecake Factory Inc	Bank of America Merrill Lynch	418
(34,653)	Cheesecake Factory Inc	Barclays Bank	61,682
(15,511)	Cheesecake Factory Inc	HSBC	29,936
(1,513)	Cheesecake Factory Inc	Morgan Stanley	2,693
(7,029)	Chefs' Warehouse Inc	Barclays Bank	8,083
(8,518)	Chefs' Warehouse Inc	HSBC	31,006
(2,640)	Chefs' Warehouse Inc	Morgan Stanley	3,036
5,113	Chegg Inc	Bank of America Merrill Lynch	(2,480)

保有高	銘柄	取引相手	未実現純評価益 ／(損) (米ドル)
	米国(続き)		
17,315	Chegg Inc	HSBC	(16,016)
868	Chemed Corp	Barclays Bank	(9,991)
772	Chemed Corp	Goldman Sachs	(12,259)
1,525	Chemed Corp	HSBC	(36,371)
407	Chemed Corp	Morgan Stanley	(4,685)
9,147	Chemours Co	Bank of America Merrill Lynch	(16,922)
16,403	Chemours Co	Barclays Bank	(32,970)
6,414	Chemours Co	HSBC	(14,303)
12,002	Chemours Co	Morgan Stanley	(24,124)
1,002	Chemung Financial Corp	Bank of America Merrill Lynch	601
4,898	Cheniere Energy Inc	Bank of America Merrill Lynch	(61,346)
10,224	Cheniere Energy Inc	Barclays Bank	(73,834)
156	Cheniere Energy Inc	Goldman Sachs	(2,016)
1,789	Cheniere Energy Inc	HSBC	(22,738)
4,043	Cheniere Energy Inc	Morgan Stanley	(28,333)
(13,798)	Cherry Hill Mortgage Investment Corp (REIT)	Barclays Bank	1,104
(68,960)	Cherry Hill Mortgage Investment Corp (REIT)	Morgan Stanley	3,869
(7,939)	Chesapeake Energy Corp	Bank of America Merrill Lynch	49,142
473	Chesapeake Energy Corp	Bank of America Merrill Lynch	(2,928)
(19,131)	Chesapeake Energy Corp	Barclays Bank	114,786
11,101	Chesapeake Energy Corp	Barclays Bank	(66,606)
(5,221)	Chesapeake Energy Corp	HSBC	13,053
(21,986)	Chesapeake Energy Corp	Morgan Stanley	131,916
(425)	Chesapeake Utilities Corp	Bank of America Merrill Lynch	269
(1,985)	Chesapeake Utilities Corp	Barclays Bank	(1,587)
(5,735)	Chesapeake Utilities Corp	Goldman Sachs	(1,606)
(365)	Chesapeake Utilities Corp	HSBC	410
(1,620)	Chesapeake Utilities Corp	Morgan Stanley	973
4,809	Chevron Corp	Barclays Bank	(2,164)
13,154	Chevron Corp	Morgan Stanley	(5,919)
(2,780)	Chevron Corp	Morgan Stanley	3,139
754	Chewy Inc ' A'	Bank of America Merrill Lynch	(1,094)
631	Chewy Inc ' A'	Goldman Sachs	(24)
28,228	Chewy Inc ' A'	HSBC	(92,588)
953	Chewy Inc ' A'	Morgan Stanley	(31)
63,587	Chico's FAS Inc	Barclays Bank	(1,272)
53,606	Chico's FAS Inc	Goldman Sachs	(5,361)
(2,399)	Children's Place Inc	Bank of America Merrill Lynch	9,315
(10,887)	Children's Place Inc	Barclays Bank	85,136
(2,428)	Children's Place Inc	HSBC	26,732
(8,733)	Chimera Investment Corp (REIT)	Bank of America Merrill Lynch	1,135
(125,337)	Chimera Investment Corp (REIT)	Goldman Sachs	16,294
(46,215)	Chimera Investment Corp (REIT)	HSBC	17,100
(44,675)	Chimera Investment Corp (REIT)	Morgan Stanley	4,021
(12,698)	Chimerix Inc	Bank of America Merrill Lynch	(3,048)

保有高	銘柄	取引相手	未実現純評価益 ／(損) (米ドル)
	米国(続き)		
(49,139)	Chimerix Inc	Barclays Bank	983
(62,335)	Chimerix Inc	Goldman Sachs	(14,960)
(66,116)	Chimerix Inc	HSBC	(17,190)
1,840	Chinook Therapeutics Inc	Barclays Bank	4,434
2,984	Chinook Therapeutics Inc	Goldman Sachs	3,372
4,665	Chinook Therapeutics Inc	Morgan Stanley	11,243
(444)	Chipotle Mexican Grill Inc	Barclays Bank	15,447
(768)	Chipotle Mexican Grill Inc	Goldman Sachs	(15,383)
(89)	Chipotle Mexican Grill Inc	HSBC	(3,054)
(312)	Chipotle Mexican Grill Inc	Morgan Stanley	10,854
(1,607)	Choice Hotels International Inc	Barclays Bank	5,448
2,337	Choice Hotels International Inc	Goldman Sachs	(17,294)
(2,536)	Choice Hotels International Inc	Morgan Stanley	8,597
332	ChoiceOne Financial Services Inc	Bank of America Merrill Lynch	(65)
2,438	ChoiceOne Financial Services Inc	Barclays Bank	(134)
4,291	ChoiceOne Financial Services Inc	HSBC	(3,583)
75	ChoiceOne Financial Services Inc	Morgan Stanley	(4)
(2,159)	Chord Energy Corp	Bank of America Merrill Lynch	(5,225)
1,389	Chord Energy Corp	Bank of America Merrill Lynch	(4,187)
(3,733)	Chord Energy Corp	Barclays Bank	20,979
3,422	Chord Energy Corp	Barclays Bank	(19,232)
(6,245)	Chord Energy Corp	Goldman Sachs	(15,113)
3,600	Chord Energy Corp	Goldman Sachs	2,945
(1,810)	Chord Energy Corp	HSBC	(4,242)
1,658	Chord Energy Corp	HSBC	4,732
(4,658)	Chord Energy Corp	Morgan Stanley	26,177
399	Chord Energy Corp	Morgan Stanley	(2,304)
(1,801)	ChromaDex Corp	Barclays Bank	198
(2,671)	ChromaDex Corp	HSBC	(134)
3,366	Chubb Ltd	Barclays Bank	(33,593)
3,037	Chubb Ltd	Goldman Sachs	(35,928)
710	Chubb Ltd	HSBC	(8,122)
623	Chubb Ltd	Morgan Stanley	(6,218)
4,608	Church & Dwight Co Inc	Bank of America Merrill Lynch	(15,055)
6,880	Church & Dwight Co Inc	Barclays Bank	(22,429)
(3,295)	Church & Dwight Co Inc	Barclays Bank	10,742
3,682	Church & Dwight Co Inc	Goldman Sachs	(16,900)
768	Church & Dwight Co Inc	HSBC	(2,509)
(2,837)	Churchill Downs Inc	Bank of America Merrill Lynch	(93,067)
(8,886)	Churchill Downs Inc	Barclays Bank	59,892
(7,538)	Churchill Downs Inc	Goldman Sachs	82,616
(794)	Churchill Downs Inc	HSBC	8,752
6,040	Ciena Corp	Goldman Sachs	16,681
6,407	Ciena Corp	HSBC	23,061
3,252	Cigna Group	Bank of America Merrill Lynch	(46,796)

保有高	銘柄	取引相手	未実現純評価益 ／(損) (米ドル)
	米国(続き)		
9,259	Cigna Group	Barclays Bank	(110,275)
14,580	Cigna Group	Goldman Sachs	(209,806)
6,195	Cigna Group	Morgan Stanley	(73,782)
501	Cimpres Plc	Barclays Bank	(1,117)
2,206	Cimpres Plc	Goldman Sachs	419
908	Cimpres Plc	Morgan Stanley	(2,025)
2,211	Cincinnati Financial Corp	Bank of America Merrill Lynch	(13,620)
2,083	Cincinnati Financial Corp	Barclays Bank	(13,706)
470	Cincinnati Financial Corp	Goldman Sachs	(2,895)
1,804	Cincinnati Financial Corp	HSBC	(14,703)
2,854	Cincinnati Financial Corp	Morgan Stanley	(18,779)
11,509	Cinemark Holdings Inc	Barclays Bank	(12,200)
6,392	Cinemark Holdings Inc	Goldman Sachs	(6,846)
1,600	Cinemark Holdings Inc	HSBC	(889)
3,991	Cinemark Holdings Inc	Morgan Stanley	(4,230)
5,193	Cintas Corp	Bank of America Merrill Lynch	2,285
4,682	Cintas Corp	Barclays Bank	(9,926)
11,082	Cintas Corp	Goldman Sachs	4,876
3,270	Cintas Corp	HSBC	30,020
2,977	Cintas Corp	Morgan Stanley	(6,311)
5,502	CIRCOR International Inc	Bank of America Merrill Lynch	(6,382)
4,700	CIRCOR International Inc	Barclays Bank	(6,157)
1,595	CIRCOR International Inc	HSBC	3,908
3,710	CIRCOR International Inc	Morgan Stanley	(4,860)
13,964	Cirrus Logic Inc	Barclays Bank	8,099
1,267	Cirrus Logic Inc	Goldman Sachs	(3,091)
2,845	Cirrus Logic Inc	HSBC	(1,166)
(54,397)	Cisco Systems Inc	Barclays Bank	(57,661)
(32,192)	Cisco Systems Inc	HSBC	(113,960)
(2,127)	Citi Trends Inc	Bank of America Merrill Lynch	3,063
(3,784)	Citi Trends Inc	Barclays Bank	11,844
(2,279)	Citi Trends Inc	Morgan Stanley	7,133
4,404	Citigroup Inc	Bank of America Merrill Lynch	(10,875)
26,015	Citigroup Inc	Barclays Bank	(38,393)
11,320	Citigroup Inc	Goldman Sachs	(18,610)
9,501	Citigroup Inc	HSBC	(21,947)
37,631	Citigroup Inc	Morgan Stanley	(65,614)
(113,720)	Citius Pharmaceuticals Inc	HSBC	19,332
(14,621)	Citizens & Northern Corp	Bank of America Merrill Lynch	(22,663)
(8,554)	Citizens & Northern Corp	Barclays Bank	171
(11,573)	Citizens & Northern Corp	HSBC	(19,327)
(2,265)	Citizens & Northern Corp	Morgan Stanley	45
16,707	Citizens Financial Group Inc	Bank of America Merrill Lynch	3,464
27,323	Citizens Financial Group Inc	Barclays Bank	(19,126)
37,278	Citizens Financial Group Inc	Goldman Sachs	3,278

保有高	銘柄	取引相手	未実現純評価益 ／(損) (米ドル)
	米国(続き)		
29,616	Citizens Financial Group Inc	HSBC	25,847
25,306	Citizens Financial Group Inc	Morgan Stanley	(13,969)
(944)	Citizens Holding Co	Bank of America Merrill Lynch	99
(8,513)	Citizens Holding Co	Goldman Sachs	894
42,112	Citizens Inc	Barclays Bank	(421)
(6,939)	City Holding Co	Barclays Bank	5,621
(3,139)	City Holding Co	Goldman Sachs	(8,883)
(313)	City Holding Co	HSBC	(448)
(5,233)	Civeo Corp	Bank of America Merrill Lynch	7,588
(1,182)	Civeo Corp	Barclays Bank	1,726
(5,576)	Civeo Corp	Goldman Sachs	8,085
7,140	Civista Bancshares Inc	Bank of America Merrill Lynch	2,499
14,420	Civista Bancshares Inc	Barclays Bank	(6,777)
7,434	Civista Bancshares Inc	Goldman Sachs	2,203
2,624	Civista Bancshares Inc	HSBC	1,129
3,884	Civista Bancshares Inc	Morgan Stanley	(1,825)
(11,115)	Civitas Resources Inc	Bank of America Merrill Lynch	(5,891)
(26,400)	Civitas Resources Inc	Barclays Bank	92,917
8,942	Civitas Resources Inc	Barclays Bank	(31,923)
(182)	Civitas Resources Inc	Goldman Sachs	(96)
(2,105)	Civitas Resources Inc	HSBC	476
5,605	Civitas Resources Inc	HSBC	(2,186)
(16,345)	Civitas Resources Inc	Morgan Stanley	61,488
7,007	Clarivate Plc	Bank of America Merrill Lynch	(3,749)
13,735	Clarivate Plc	Barclays Bank	1,992
40,553	Clarivate Plc	HSBC	5,475
10,555	Clarivate Plc	Morgan Stanley	1,530
(7,398)	Claros Mortgage Trust Inc	Bank of America Merrill Lynch	4,069
(9,070)	Claros Mortgage Trust Inc	HSBC	7,800
(112,552)	Claros Mortgage Trust Inc	Morgan Stanley	(10,130)
(4,278)	Clarus Corp	Bank of America Merrill Lynch	2,481
(29,319)	Clarus Corp	Barclays Bank	9,675
(41,829)	Clarus Corp	Goldman Sachs	24,261
(3,362)	Clarus Corp	HSBC	(303)
(2,026)	Clarus Corp	Morgan Stanley	669
(25,305)	Clean Energy Fuels Corp	Bank of America Merrill Lynch	16,701
(19,819)	Clean Energy Fuels Corp	Barclays Bank	12,684
(15,288)	Clean Energy Fuels Corp	HSBC	5,351
(13,238)	Clean Energy Fuels Corp	Morgan Stanley	8,472
(2,638)	Clean Harbors Inc	Bank of America Merrill Lynch	(10,631)
(14,789)	Clean Harbors Inc	Barclays Bank	30,466
(4,211)	Clean Harbors Inc	HSBC	(28,593)
(14,787)	Clean Harbors Inc	Morgan Stanley	30,461
27,644	Cleanspark Inc	Barclays Bank	(3,041)
4,661	Cleanspark Inc	Morgan Stanley	(732)

保有高	銘柄	取引相手	未実現純評価益 ／(損) (米ドル)
	米国(続き)		
41,173	Clear Channel Outdoor Holdings Inc	Bank of America Merrill Lynch	5,147
10,459	Clear Channel Outdoor Holdings Inc	Barclays Bank	(784)
9,836	Clear Channel Outdoor Holdings Inc	Goldman Sachs	1,230
3,652	Clear Secure Inc 'A'	Bank of America Merrill Lynch	(329)
6,042	Clear Secure Inc 'A'	Barclays Bank	(3,625)
3,495	Clear Secure Inc 'A'	Goldman Sachs	(315)
2,404	Clear Secure Inc 'A'	HSBC	(2,091)
6,102	Clear Secure Inc 'A'	Morgan Stanley	(3,661)
(3,001)	Clearfield Inc	Bank of America Merrill Lynch	(3,331)
(2,848)	Clearfield Inc	Barclays Bank	(4,187)
(685)	Clearfield Inc	Goldman Sachs	(760)
(5,630)	Clearfield Inc	HSBC	(13,118)
(2,853)	Clearfield Inc	Morgan Stanley	(3,433)
(15,257)	ClearPoint Neuro Inc	Barclays Bank	7,781
(8,347)	ClearPoint Neuro Inc	Goldman Sachs	9,265
(2,815)	ClearPoint Neuro Inc	HSBC	4,926
(54,218)	Clearside Biomedical Inc	Barclays Bank	1,627
(3,478)	Clearwater Paper Corp	Bank of America Merrill Lynch	2,504
(12,795)	Clearwater Paper Corp	Barclays Bank	16,423
(4,457)	Clearwater Paper Corp	HSBC	6,947
(890)	Clearwater Paper Corp	Morgan Stanley	1,202
5,292	Clearway Energy Inc 'A'	Bank of America Merrill Lynch	(15,135)
68,599	Clearway Energy Inc 'A'	Barclays Bank	(93,295)
39,750	Clearway Energy Inc 'A'	HSBC	(55,650)
12,197	Clearway Energy Inc 'A'	Morgan Stanley	(16,588)
7,765	Clearway Energy Inc 'C'	Bank of America Merrill Lynch	(8,865)
52,225	Clearway Energy Inc 'C'	Barclays Bank	(79,904)
1,037	Clearway Energy Inc 'C'	Goldman Sachs	(2,238)
26,905	Clearway Energy Inc 'C'	HSBC	(43,572)
6,106	Clearway Energy Inc 'C'	Morgan Stanley	(7,821)
(16,791)	Cleveland-Cliffs Inc	Bank of America Merrill Lynch	18,165
(8,859)	Cleveland-Cliffs Inc	Barclays Bank	9,213
6,318	Cleveland-Cliffs Inc	HSBC	(8,024)
4,932	Cleveland-Cliffs Inc	Morgan Stanley	(5,129)
749	Climb Global Solutions Inc	Bank of America Merrill Lynch	(1,171)
355	Climb Global Solutions Inc	Morgan Stanley	(680)
59,046	Clipper Realty Inc (REIT)	Barclays Bank	6,495
22,342	Clipper Realty Inc (REIT)	Goldman Sachs	7,820
432	Clorox Co	Barclays Bank	(508)
(6,200)	Clorox Co	HSBC	62,248
338	Clorox Co	Morgan Stanley	(643)
(5,822)	Cloudflare Inc 'A'	Bank of America Merrill Lynch	(91,370)
(2,311)	Cloudflare Inc 'A'	Barclays Bank	(24,751)
(2,550)	CME Group Inc	Bank of America Merrill Lynch	16,702
(4,333)	CME Group Inc	Barclays Bank	17,808

保有高	銘柄	取引相手	未実現純評価益 ／(損) (米ドル)
	米国 (続き)		
(2,727)	CME Group Inc	HSBC	21,462
(1,210)	CME Group Inc	Morgan Stanley	4,973
76,378	CMS Energy Corp	Barclays Bank	(127,551)
54,648	CMS Energy Corp	Goldman Sachs	(191,815)
1,321	CNA Financial Corp	Bank of America Merrill Lynch	(3,976)
61,466	CNA Financial Corp	Barclays Bank	(132,152)
34,380	CNA Financial Corp	Goldman Sachs	(103,483)
28,165	CNA Financial Corp	HSBC	(95,198)
7,282	CNB Financial Corp	Bank of America Merrill Lynch	(728)
2,032	CNB Financial Corp	Barclays Bank	(1,951)
9,138	CNB Financial Corp	Goldman Sachs	(914)
12,626	CNB Financial Corp	HSBC	(5,808)
22,296	CNB Financial Corp	Morgan Stanley	(21,404)
33,320	CNO Financial Group Inc	Barclays Bank	(9,663)
(11,905)	CNX Resources Corp	Bank of America Merrill Lynch	5,886
(15,049)	CNX Resources Corp	Barclays Bank	8,654
(39,347)	CNX Resources Corp	Goldman Sachs	19,083
(55,969)	CNX Resources Corp	HSBC	(10,699)
(56,828)	CNX Resources Corp	Morgan Stanley	32,676
742	Coastal Financial Corp	Barclays Bank	(972)
913	Coastal Financial Corp	Goldman Sachs	730
3,112	Coastal Financial Corp	HSBC	1,774
435	Coastal Financial Corp	Morgan Stanley	(570)
25,252	Coca-Cola Co	Barclays Bank	(52,524)
38,706	Coca-Cola Co	HSBC	(173,790)
(495)	Coca-Cola Consolidated Inc	Bank of America Merrill Lynch	(18,013)
(514)	Coca-Cola Consolidated Inc	Barclays Bank	(3,012)
351	Coca-Cola Consolidated Inc	Barclays Bank	2,057
38	Coca-Cola Consolidated Inc	HSBC	519
(580)	Coca-Cola Consolidated Inc	Morgan Stanley	(3,399)
(2,321)	Coca-Cola Europacific Partners Plc	Bank of America Merrill Lynch	9,607
(8,077)	Coca-Cola Europacific Partners Plc	Barclays Bank	23,585
14,652	Coca-Cola Europacific Partners Plc	Goldman Sachs	(63,150)
(1,676)	Coca-Cola Europacific Partners Plc	Goldman Sachs	6,617
23,321	Coca-Cola Europacific Partners Plc	HSBC	(81,157)
(6,936)	Coca-Cola Europacific Partners Plc	HSBC	24,137
12,212	Coca-Cola Europacific Partners Plc	Morgan Stanley	(35,659)
(8,573)	Coca-Cola Europacific Partners Plc	Morgan Stanley	25,033
(17,831)	Coda Octopus Group Inc	Barclays Bank	(28,530)
(9,400)	Coda Octopus Group Inc	Goldman Sachs	(16,826)
(3,489)	Coda Octopus Group Inc	HSBC	(6,071)
(2,093)	Coda Octopus Group Inc	Morgan Stanley	(3,349)
21,040	Codexis Inc	Bank of America Merrill Lynch	(9,678)
29,510	Codexis Inc	Barclays Bank	(12,984)
10,020	Codexis Inc	Goldman Sachs	(4,609)

保有高	銘柄	取引相手	未実現純評価益 ／(損) (米ドル)
	米国 (続き)		
18,696	Codexis Inc	HSBC	(20,753)
7,505	Codexis Inc	Morgan Stanley	(3,302)
(56,966)	Co-Diagnostics Inc	Barclays Bank	13,102
5,008	Codorus Valley Bancorp Inc	Bank of America Merrill Lynch	4,692
2,648	Codorus Valley Bancorp Inc	Barclays Bank	569
8,274	Codorus Valley Bancorp Inc	Goldman Sachs	7,072
1,230	Codorus Valley Bancorp Inc	HSBC	1,443
7,451	Codorus Valley Bancorp Inc	Morgan Stanley	1,602
33,753	Coeur Mining Inc	Bank of America Merrill Lynch	(7,292)
128,244	Coeur Mining Inc	Barclays Bank	(38,473)
38,511	Coeur Mining Inc	HSBC	(21,566)
19,669	Coeur Mining Inc	Morgan Stanley	(6,302)
(16,835)	Cogent Biosciences Inc	Bank of America Merrill Lynch	3,704
(1,667)	Cogent Biosciences Inc	HSBC	267
(1,423)	Cogent Biosciences Inc	Morgan Stanley	(783)
(6,875)	Cogent Communications Holdings Inc	Bank of America Merrill Lynch	(4,477)
(7,374)	Cogent Communications Holdings Inc	Barclays Bank	(7,300)
(11,790)	Cogent Communications Holdings Inc	HSBC	(3,582)
(844)	Cognex Corp	Barclays Bank	868
(29,862)	Cognex Corp	Goldman Sachs	(108,399)
(13,306)	Cognex Corp	HSBC	(62,094)
(5,324)	Cognex Corp	Morgan Stanley	(11,020)
(1,639)	Cognizant Technology Solutions Corp ' A'	Barclays Bank	2,336
1,058	Cognizant Technology Solutions Corp ' A'	HSBC	1,000
(10,280)	Cognizant Technology Solutions Corp ' A'	HSBC	(9,715)
(1,026)	Cognizant Technology Solutions Corp ' A'	Morgan Stanley	1,462
3,979	Cohen & Steers Inc	Bank of America Merrill Lynch	(2,970)
4,922	Cohen & Steers Inc	Barclays Bank	(14,914)
8,345	Cohen & Steers Inc	Goldman Sachs	(5,257)
4,602	Cohen & Steers Inc	HSBC	(1,795)
5,204	Cohen & Steers Inc	Morgan Stanley	(15,768)
3,182	Coherent Corp	HSBC	26,789
759	Coherent Corp	Morgan Stanley	4,531
21,992	Coherus Biosciences Inc	Barclays Bank	(9,457)
7,032	Coherus Biosciences Inc	Goldman Sachs	(6,048)
35,511	Coherus Biosciences Inc	HSBC	(145,950)
4,666	Coherus Biosciences Inc	Morgan Stanley	(2,006)
(7,036)	Cohu Inc	Barclays Bank	(7,036)
(14,240)	Cohu Inc	Goldman Sachs	(48,986)
(9,975)	Cohu Inc	Morgan Stanley	(9,975)
525	Coinbase Global Inc ' A'	Bank of America Merrill Lynch	536
(621)	Coinbase Global Inc ' A'	Barclays Bank	(386)
643	Coinbase Global Inc ' A'	Goldman Sachs	656
(7,224)	Colgate-Palmolive Co	Bank of America Merrill Lynch	47,534
(6,098)	Colgate-Palmolive Co	Barclays Bank	22,305

保有高	銘柄	取引相手	未実現純評価益 ／(損) (米ドル)
	米国(続き)		
(21,319)	Colgate-Palmolive Co	HSBC	134,139
(11,793)	Colgate-Palmolive Co	Morgan Stanley	46,111
12,747	Collegium Pharmaceutical Inc	Barclays Bank	(22,052)
4,515	Collegium Pharmaceutical Inc	Goldman Sachs	(7,766)
4,625	Collegium Pharmaceutical Inc	HSBC	(5,449)
3,802	Collegium Pharmaceutical Inc	Morgan Stanley	(2,616)
11,050	Colony Bankcorp Inc	Bank of America Merrill Lynch	2,652
31,458	Colony Bankcorp Inc	Barclays Bank	(2,202)
21,657	Colony Bankcorp Inc	Goldman Sachs	5,198
15,556	Colony Bankcorp Inc	HSBC	5,289
17,477	Colony Bankcorp Inc	Morgan Stanley	(1,223)
275	Columbia Banking System Inc	Bank of America Merrill Lynch	(28)
5,320	Columbia Banking System Inc	Barclays Bank	(6,224)
31,649	Columbia Banking System Inc	Goldman Sachs	(3,165)
(56,281)	Columbia Financial Inc	Barclays Bank	(6,754)
(85,002)	Columbia Financial Inc	Goldman Sachs	(35,701)
(31,421)	Columbia Financial Inc	HSBC	(11,312)
3,374	Columbia Sportswear Co	Bank of America Merrill Lynch	(13,226)
(29,959)	Columbia Sportswear Co	Barclays Bank	87,480
522	Columbia Sportswear Co	Barclays Bank	(1,524)
(1,977)	Columbia Sportswear Co	HSBC	16,567
3,551	Columbia Sportswear Co	HSBC	(29,757)
1,323	Columbia Sportswear Co	Morgan Stanley	(3,863)
4,132	Columbus McKinnon Corp	Barclays Bank	1,488
5,307	Columbus McKinnon Corp	Goldman Sachs	11,835
6,695	Columbus McKinnon Corp	HSBC	16,604
6,721	Columbus McKinnon Corp	Morgan Stanley	2,420
1,431	Comcast Corp ' A'	Barclays Bank	(2,891)
(11,374)	Comcast Corp ' A'	Barclays Bank	22,975
5,533	Comcast Corp ' A'	Goldman Sachs	(5,422)
(120)	Comcast Corp ' A'	Goldman Sachs	118
8,608	Comcast Corp ' A'	HSBC	(11,793)
2,579	Comcast Corp ' A'	Morgan Stanley	(99)
(994)	Comcast Corp ' A'	Morgan Stanley	2,008
6,600	Comerica Inc	Barclays Bank	(20,658)
(5,967)	Comerica Inc	HSBC	(24,947)
(903)	Comerica Inc	Morgan Stanley	2,826
1,329	Comfort Systems USA Inc	Bank of America Merrill Lynch	(1,741)
6,882	Comfort Systems USA Inc	Barclays Bank	(5,850)
4,335	Comfort Systems USA Inc	Goldman Sachs	(5,679)
2,322	Comfort Systems USA Inc	HSBC	5,155
(18,456)	Commerce Bancshares Inc	Barclays Bank	19,010
(61,284)	Commerce Bancshares Inc	Goldman Sachs	102,344
(22,488)	Commerce Bancshares Inc	HSBC	63,866
(6,825)	Commerce Bancshares Inc	Morgan Stanley	7,030

保有高	銘柄	取引相手	未実現純評価益 ／(損) (米ドル)
	米国(続き)		
2,956	Commercial Metals Co	Bank of America Merrill Lynch	(5,745)
61,863	Commercial Metals Co	Barclays Bank	(148,092)
19,457	Commercial Metals Co	Goldman Sachs	(30,782)
24,403	Commercial Metals Co	HSBC	(34,370)
5,929	Commercial Metals Co	Morgan Stanley	(12,676)
(2,641)	Commercial Vehicle Group Inc	Barclays Bank	1,954
(6,882)	Commercial Vehicle Group Inc	Goldman Sachs	2,065
(10,141)	Commercial Vehicle Group Inc	HSBC	2,535
(14,098)	CommScope Holding Co Inc	Bank of America Merrill Lynch	3,947
(44,178)	CommScope Holding Co Inc	Barclays Bank	5,301
7,225	CommScope Holding Co Inc	Goldman Sachs	(2,023)
(10,285)	Community Bank System Inc	Barclays Bank	(1,646)
(17,445)	Community Bank System Inc	Goldman Sachs	(57,220)
(23,615)	Community Bank System Inc	HSBC	(54,551)
198	Community Financial Corp	Bank of America Merrill Lynch	236
3,660	Community Financial Corp	Barclays Bank	1,720
423	Community Financial Corp	Goldman Sachs	503
3,210	Community Financial Corp	Morgan Stanley	1,509
10,048	Community Health Systems Inc	Barclays Bank	(3,014)
(7,899)	Community Healthcare Trust Inc (REIT)	Bank of America Merrill Lynch	20,982
(18,105)	Community Healthcare Trust Inc (REIT)	Barclays Bank	13,398
(28,107)	Community Healthcare Trust Inc (REIT)	Goldman Sachs	75,889
(27,864)	Community Healthcare Trust Inc (REIT)	HSBC	103,933
(4,678)	Community Healthcare Trust Inc (REIT)	Morgan Stanley	3,462
23,917	Community Trust Bancorp Inc	Barclays Bank	(27,026)
5,391	Community Trust Bancorp Inc	HSBC	593
292	CommVault Systems Inc	Bank of America Merrill Lynch	731
14,018	CommVault Systems Inc	Barclays Bank	35,185
4,356	CommVault Systems Inc	HSBC	18,592
(42,438)	Compass Diversified Holdings	Barclays Bank	7,094
(4,391)	Compass Diversified Holdings	HSBC	(4,654)
(5,130)	Compass Diversified Holdings	Morgan Stanley	975
8,597	Compass Inc 'A'	Barclays Bank	(5,760)
10,115	Compass Inc 'A'	Morgan Stanley	(6,777)
(2,051)	Compass Minerals International Inc	Bank of America Merrill Lynch	3,159
(7,398)	Compass Minerals International Inc	Barclays Bank	19,605
(4,480)	Compass Minerals International Inc	HSBC	(3,360)
(11,504)	Compass Therapeutics Inc	Goldman Sachs	6,212
(2,638)	CompoSecure Inc	Barclays Bank	528
(2,648)	CompoSecure Inc	Morgan Stanley	530
(11,894)	Computer Programs and Systems Inc	Barclays Bank	8,088
(15,024)	Computer Programs and Systems Inc	Goldman Sachs	(7,362)
862	CompX International Inc	Bank of America Merrill Lynch	(1,237)
5,581	CompX International Inc	Barclays Bank	921
2,748	CompX International Inc	Goldman Sachs	(3,943)

保有高	銘柄	取引相手	未実現純評価益 ／(損) (米ドル)
	米国 (続き)		
4,049	CompX International Inc	Morgan Stanley	668
80,216	comScore Inc	Barclays Bank	(8,022)
(45,067)	Comstock Resources Inc	Bank of America Merrill Lynch	33,801
(49,188)	Comstock Resources Inc	Barclays Bank	53,124
(49,862)	Comstock Resources Inc	Goldman Sachs	37,396
(11,144)	Comstock Resources Inc	HSBC	3,789
(22,521)	Comstock Resources Inc	Morgan Stanley	24,323
9,753	Comtech Telecommunications Corp	Bank of America Merrill Lynch	4,096
17,732	Comtech Telecommunications Corp	Barclays Bank	(2,837)
5,751	Comtech Telecommunications Corp	Morgan Stanley	(920)
(35,387)	Conagra Brands Inc	Barclays Bank	30,787
1,480	Conagra Brands Inc	Goldman Sachs	(2,990)
2,286	Concentrix Corp	Bank of America Merrill Lynch	(9,167)
(1,996)	Concentrix Corp	Barclays Bank	16,367
2,949	Concentrix Corp	Barclays Bank	(24,182)
2,293	Concentrix Corp	Morgan Stanley	(18,803)
(2,222)	Concert Pharmaceuticals Inc*	Bank of America Merrill Lynch	1,400
(15,723)	Concert Pharmaceuticals Inc*	Barclays Bank	(5,818)
(2,530)	Concert Pharmaceuticals Inc*	Goldman Sachs	—
(11,176)	Concert Pharmaceuticals Inc*	HSBC	(4,135)
964	Concrete Pumping Holdings Inc	Bank of America Merrill Lynch	125
27,430	Concrete Pumping Holdings Inc	Barclays Bank	(4,663)
19,293	Concrete Pumping Holdings Inc	Goldman Sachs	2,508
23,156	Concrete Pumping Holdings Inc	HSBC	2,316
18,829	Concrete Pumping Holdings Inc	Morgan Stanley	(3,201)
18,380	Conduent Inc	Barclays Bank	(8,914)
20,229	Conduent Inc	Goldman Sachs	2,529
(2,820)	Confluent Inc ' A'	Barclays Bank	(8,037)
(1,794)	Confluent Inc ' A'	Morgan Stanley	(5,113)
(8,397)	CONMED Corp	Barclays Bank	21,832
(2,156)	CONMED Corp	Goldman Sachs	7,546
1,360	ConnectOne Bancorp Inc	Bank of America Merrill Lynch	(231)
42,064	ConnectOne Bancorp Inc	Barclays Bank	(32,389)
33,268	ConnectOne Bancorp Inc	Goldman Sachs	(5,656)
13,788	ConnectOne Bancorp Inc	HSBC	(9,100)
1,097	ConnectOne Bancorp Inc	Morgan Stanley	(845)
8,863	Conn' s Inc	Bank of America Merrill Lynch	(266)
10,715	Conn' s Inc	Barclays Bank	321
26,427	Conn' s Inc	Goldman Sachs	(793)
3,809	Conn' s Inc	HSBC	(1,676)
11,759	Conn' s Inc	Morgan Stanley	353
3,175	ConocoPhillips	Bank of America Merrill Lynch	127
10,880	ConocoPhillips	Barclays Bank	(36,992)
12,229	ConocoPhillips	Goldman Sachs	489
29,500	ConocoPhillips	HSBC	(16,815)

保有高	銘柄	取引相手	未実現純評価益 ／(損) (米ドル)
	米国(続き)		
32,728	ConocoPhillips	Morgan Stanley	(111,276)
(5,749)	Consensus Cloud Solutions Inc	Goldman Sachs	(5,232)
(14,253)	Consolidated Communications Holdings Inc	Barclays Bank	998
(36,069)	Consolidated Communications Holdings Inc	Goldman Sachs	1,082
(2,721)	Consolidated Edison Inc	Bank of America Merrill Lynch	10,868
(2,600)	Consolidated Edison Inc	Barclays Bank	5,304
(2,537)	Consolidated Edison Inc	Goldman Sachs	8,240
3,446	Consolidated Edison Inc	HSBC	(22,054)
(9,386)	Consolidated Edison Inc	HSBC	58,839
11,373	Consolidated Edison Inc	Morgan Stanley	(23,201)
(16,554)	Consolidated Edison Inc	Morgan Stanley	33,770
(2,361)	Constellation Brands Inc 'A'	Barclays Bank	(5,761)
(13,448)	Constellation Brands Inc 'A'	Goldman Sachs	(101,802)
(12,407)	Constellation Brands Inc 'A'	HSBC	(120,348)
(592)	Constellation Brands Inc 'A'	Morgan Stanley	(1,444)
(11,602)	Constellation Energy Corp	Bank of America Merrill Lynch	(26,659)
(5,855)	Constellation Energy Corp	Barclays Bank	117
(12,264)	Constellation Energy Corp	Goldman Sachs	(39,735)
(13,316)	Constellation Energy Corp	HSBC	(50,237)
(15,524)	Constellation Energy Corp	Morgan Stanley	1,447
19,190	Constellium SE	Barclays Bank	(13,049)
1,209	Constellium SE	Goldman Sachs	(435)
(679)	Construction Partners Inc 'A'	Bank of America Merrill Lynch	(244)
(24,516)	Construction Partners Inc 'A'	Barclays Bank	24,761
(20,513)	Consumer Portfolio Services Inc	Goldman Sachs	(34,257)
(24,689)	Consumer Portfolio Services Inc	Morgan Stanley	(11,851)
40,777	Container Store Group Inc	Bank of America Merrill Lynch	(15,903)
61,383	Container Store Group Inc	Barclays Bank	14,118
47,994	Container Store Group Inc	Goldman Sachs	(18,718)
14,848	Container Store Group Inc	HSBC	(8,166)
16,581	Container Store Group Inc	Morgan Stanley	3,814
(31,319)	ContextLogic Inc 'A'	Bank of America Merrill Lynch	18,165
(7,155)	ContextLogic Inc 'A'	Morgan Stanley	5,223
(6,308)	Cooper Cos Inc	Barclays Bank	142,308
(1,967)	Cooper Cos Inc	Goldman Sachs	42,822
(1,094)	Cooper Cos Inc	HSBC	20,272
2,021	Cooper-Standard Holdings Inc	Bank of America Merrill Lynch	303
1,742	Cooper-Standard Holdings Inc	Barclays Bank	(2,073)
11,428	Cooper-Standard Holdings Inc	Goldman Sachs	1,714
711	Copa Holdings SA 'A'	Bank of America Merrill Lynch	128
3,296	Copa Holdings SA 'A'	Barclays Bank	6,723
2,681	Copa Holdings SA 'A'	Goldman Sachs	483
4,656	Copa Holdings SA 'A'	HSBC	55,221
1,027	Copa Holdings SA 'A'	Morgan Stanley	2,095
(5,674)	Copart Inc	Barclays Bank	6,695

保有高	銘柄	取引相手	未実現純評価益 ／(損) (米ドル)
	米国(続き)		
(34,219)	Copart Inc	Goldman Sachs	(217,633)
(2,603)	Copart Inc	HSBC	(22,282)
20,873	Corcept Therapeutics Inc	Barclays Bank	(28,179)
1,865	Corcept Therapeutics Inc	Goldman Sachs	(1,436)
10,765	Corcept Therapeutics Inc	HSBC	(5,060)
(10,945)	Core & Main Inc 'A'	Barclays Bank	3,611
(4,032)	Core & Main Inc 'A'	Goldman Sachs	847
(7,584)	Core & Main Inc 'A'	HSBC	(379)
(6,320)	Core & Main Inc 'A'	Morgan Stanley	2,086
(4,915)	Corebridge Financial Inc	Bank of America Merrill Lynch	(1,600)
(116,084)	Corebridge Financial Inc	Barclays Bank	37,147
(5,280)	Corebridge Financial Inc	Goldman Sachs	1,660
(45,394)	Corebridge Financial Inc	HSBC	(9,015)
(48,168)	Corebridge Financial Inc	Morgan Stanley	15,414
(2,149)	CoreCard Corp	Bank of America Merrill Lynch	408
(11,384)	CoreCard Corp	Barclays Bank	23,679
(2,195)	CoreCard Corp	Morgan Stanley	4,566
10,072	CoreCivic Inc	Bank of America Merrill Lynch	(5,439)
19,620	CoreCivic Inc	Barclays Bank	(10,202)
9,911	CoreCivic Inc	HSBC	(9,515)
24,608	CoreCivic Inc	Morgan Stanley	(12,796)
(3,088)	CorMedix Inc	Bank of America Merrill Lynch	1,081
(30,061)	CorMedix Inc	Barclays Bank	9,920
(8,405)	CorMedix Inc	HSBC	3,782
(37,471)	Corning Inc	Barclays Bank	31,476
(20,137)	Corning Inc	Goldman Sachs	10,874
(10,140)	Corning Inc	HSBC	8,213
(21,907)	Corning Inc	Morgan Stanley	18,402
11,456	Corporate Office Properties Trust (REIT)	Bank of America Merrill Lynch	(7,808)
74,539	Corporate Office Properties Trust (REIT)	Barclays Bank	(13,609)
8,964	Corporate Office Properties Trust (REIT)	Goldman Sachs	(6,113)
18,523	Corporate Office Properties Trust (REIT)	HSBC	(26,282)
14,873	Corporate Office Properties Trust (REIT)	Morgan Stanley	(3,123)
(9,044)	Corsair Gaming Inc	Bank of America Merrill Lynch	(8,320)
(10,915)	Corsair Gaming Inc	Barclays Bank	2,292
(2,051)	Corsair Gaming Inc	HSBC	(4,547)
(13,770)	Corsair Gaming Inc	Morgan Stanley	2,892
(13,177)	Corteva Inc	Barclays Bank	39,926
(3,305)	Corteva Inc	HSBC	12,427
(12,781)	Corteva Inc	Morgan Stanley	38,726
(113)	CorVel Corp	Bank of America Merrill Lynch	3,088
(534)	CorVel Corp	Barclays Bank	5,516
(1,327)	CorVel Corp	Goldman Sachs	36,267
(416)	CorVel Corp	Morgan Stanley	4,297
807	Corvus Pharmaceuticals Inc	Goldman Sachs	444

保有高	銘柄	取引相手	未実現純評価益 ／(損) (米ドル)
	米国 (続き)		
(44,019)	Costamare Inc	Barclays Bank	27,732
(42,021)	Costamare Inc	Goldman Sachs	29,835
(10,772)	Costamare Inc	HSBC	7,110
(4,062)	CoStar Group Inc	Barclays Bank	2,884
(2,714)	CoStar Group Inc	Goldman Sachs	(8,576)
(11,876)	CoStar Group Inc	Morgan Stanley	8,432
(1,792)	Costco Wholesale Corp	Bank of America Merrill Lynch	(1,614)
(1,725)	Costco Wholesale Corp	Barclays Bank	(1,776)
(2,214)	Costco Wholesale Corp	Goldman Sachs	(8,723)
(604)	Costco Wholesale Corp	HSBC	(11,740)
(5,386)	Costco Wholesale Corp	Morgan Stanley	(41,833)
(6,300)	Coterra Energy Inc	Bank of America Merrill Lynch	13,545
(46,373)	Coterra Energy Inc	Barclays Bank	115,005
(74,019)	Coterra Energy Inc	Goldman Sachs	152,075
(58,924)	Coterra Energy Inc	HSBC	82,618
(21,956)	Coterra Energy Inc	Morgan Stanley	54,451
(148,404)	Coty Inc ' A'	Barclays Bank	60,103
(27,085)	Coty Inc ' A'	Goldman Sachs	16,928
(32,441)	Coty Inc ' A'	HSBC	43,201
(33,081)	Coty Inc ' A'	Morgan Stanley	12,163
5,763	Couchbase Inc	Goldman Sachs	22,591
11,202	Coupang Inc	Bank of America Merrill Lynch	(12,210)
1,507	Coupang Inc	Barclays Bank	(844)
8,783	Coupang Inc	Goldman Sachs	(9,573)
31,848	Coupang Inc	HSBC	(74,206)
7,021	Coupang Inc	Morgan Stanley	(3,932)
(1,787)	Coursera Inc	Bank of America Merrill Lynch	44
(11,741)	Coursera Inc	Barclays Bank	(1,292)
(32,772)	Coursera Inc	Goldman Sachs	(13,109)
(7,847)	Coursera Inc	HSBC	(9,103)
(20,834)	Cousins Properties Inc (REIT)	Bank of America Merrill Lynch	(3,958)
(22,615)	Cousins Properties Inc (REIT)	Barclays Bank	9,498
(8,926)	Cousins Properties Inc (REIT)	Goldman Sachs	(1,722)
(13,674)	Cousins Properties Inc (REIT)	HSBC	7,068
(9,521)	Cousins Properties Inc (REIT)	Morgan Stanley	3,999
1,998	Covenant Logistics Group Inc	Bank of America Merrill Lynch	(639)
17,532	Covenant Logistics Group Inc	Barclays Bank	(26,649)
2,178	Covenant Logistics Group Inc	HSBC	(2,592)
1,126	CPI Card Group Inc	Barclays Bank	(1,317)
579	CPI Card Group Inc	Goldman Sachs	(660)
(10,772)	CPS Technologies Corp	Barclays Bank	2,262
(1,891)	CPS Technologies Corp	Goldman Sachs	(38)
(683)	CRA International Inc	Bank of America Merrill Lynch	3,128
(3,974)	CRA International Inc	Barclays Bank	16,413
(1,022)	CRA International Inc	HSBC	1,001

保有高	銘柄	取引相手	未実現純評価益 ／(損) (米ドル)
	米国(続き)		
(1,894)	CRA International Inc	Morgan Stanley	7,822
(3,821)	Cracker Barrel Old Country Store Inc	Bank of America Merrill Lynch	30,835
(921)	Cracker Barrel Old Country Store Inc	Barclays Bank	7,414
(2,609)	Cracker Barrel Old Country Store Inc	HSBC	7,018
(2,062)	Crane Co	Bank of America Merrill Lynch	5,810
(7,292)	Crane Co	Barclays Bank	6,459
(7,775)	Crane Co	Goldman Sachs	23,636
(3,353)	Crane Co	HSBC	4,218
(10,676)	Crane Co	Morgan Stanley	8,869
(5,407)	Crane NXT Co	Barclays Bank	2,487
(7,775)	Crane NXT Co	Goldman Sachs	(17,572)
(3,413)	Crane NXT Co	Morgan Stanley	1,570
88,030	Crawford & Co ' A'	Barclays Bank	14,085
3,449	Crawford & Co ' A'	HSBC	483
280	Credicorp Ltd	Barclays Bank	(1,106)
537	Credicorp Ltd	Goldman Sachs	(4,489)
951	Credicorp Ltd	HSBC	(13,520)
2,156	Credicorp Ltd	Morgan Stanley	(8,516)
(737)	Credit Acceptance Corp	Bank of America Merrill Lynch	(12,057)
(543)	Credit Acceptance Corp	Morgan Stanley	(5,631)
(41,547)	Credo Technology Group Holding Ltd	Goldman Sachs	(211,059)
(28,932)	Credo Technology Group Holding Ltd	Morgan Stanley	(84,481)
7,296	Crescent Energy Co ' A'	Bank of America Merrill Lynch	(4,378)
8,988	Crescent Energy Co ' A'	Barclays Bank	(6,561)
17,091	Crescent Energy Co ' A'	Goldman Sachs	(10,255)
12,656	Crescent Energy Co ' A'	HSBC	(17,339)
15,118	Crescent Energy Co ' A'	Morgan Stanley	(11,036)
1,225	Crinetics Pharmaceuticals Inc	Bank of America Merrill Lynch	(7)
12,945	Crinetics Pharmaceuticals Inc	Barclays Bank	(9,709)
3,859	Crinetics Pharmaceuticals Inc	Goldman Sachs	(577)
8,820	Crinetics Pharmaceuticals Inc	HSBC	(4,047)
5,159	Crocs Inc	Bank of America Merrill Lynch	(27,510)
2,039	Crocs Inc	Barclays Bank	10,088
4,397	Crocs Inc	Goldman Sachs	(18,834)
6,677	Crocs Inc	HSBC	(31,359)
4,291	Crocs Inc	Morgan Stanley	18,645
3,735	Cross Country Healthcare Inc	Goldman Sachs	2,913
3,748	Cross Country Healthcare Inc	Morgan Stanley	3,448
3,212	CrossFirst Bankshares Inc	Bank of America Merrill Lynch	610
10,992	CrossFirst Bankshares Inc	Barclays Bank	(4,287)
12,202	CrossFirst Bankshares Inc	Goldman Sachs	2,318
(1,572)	Crowdstrike Holdings Inc ' A'	Barclays Bank	(20,279)
(644)	Crowdstrike Holdings Inc ' A'	Goldman Sachs	(10,930)
(904)	Crowdstrike Holdings Inc ' A'	HSBC	(13,218)
1,966	Crown Castle Inc (REIT)	Barclays Bank	(6,409)

保有高	銘柄	取引相手	未実現純評価益 ／(損) (米ドル)
	米国 (続き)		
5,008	Crown Castle Inc (REIT)	Goldman Sachs	(10,517)
2,868	Crown Castle Inc (REIT)	HSBC	(13,107)
(2,644)	Crown Holdings Inc	Goldman Sachs	16,287
(1,246)	Crown Holdings Inc	HSBC	9,129
(2,711)	Crown Holdings Inc	Morgan Stanley	10,410
(4,607)	CS Disco Inc	Goldman Sachs	(10,366)
8,203	CSG Systems International Inc	Bank of America Merrill Lynch	(16,460)
23,029	CSG Systems International Inc	Barclays Bank	(48,368)
2,287	CSG Systems International Inc	Goldman Sachs	(3,208)
4,260	CSG Systems International Inc	HSBC	(6,007)
3,500	CSG Systems International Inc	Morgan Stanley	(6,653)
(5,249)	CSW Industrials Inc	Barclays Bank	(25,090)
(1,221)	CSW Industrials Inc	Goldman Sachs	(11,355)
(31,948)	CSX Corp	Bank of America Merrill Lynch	40,574
(5,621)	CSX Corp	Goldman Sachs	7,139
(21,352)	CSX Corp	HSBC	20,617
(43,474)	CSX Corp	Morgan Stanley	50,430
19,560	CTO Realty Growth Inc (REIT)	Bank of America Merrill Lynch	(6,650)
9,636	CTO Realty Growth Inc (REIT)	Barclays Bank	(3,565)
28,188	CTO Realty Growth Inc (REIT)	Goldman Sachs	(9,584)
20,496	CTO Realty Growth Inc (REIT)	HSBC	(7,174)
28,242	CTO Realty Growth Inc (REIT)	Morgan Stanley	(10,450)
(906)	CTS Corp	Bank of America Merrill Lynch	(1,243)
(16,568)	CTS Corp	Barclays Bank	(6,959)
(3,826)	CTS Corp	Goldman Sachs	(10,254)
(7,520)	CTS Corp	HSBC	(27,147)
8,782	CubeSmart (REIT)	Goldman Sachs	(8,958)
1,319	CubeSmart (REIT)	Morgan Stanley	(132)
6,029	Cue Biopharma Inc	Barclays Bank	1,025
13,266	Cue Biopharma Inc	Goldman Sachs	(5,572)
2,746	Cue Biopharma Inc	HSBC	(2,416)
9,079	Cue Biopharma Inc	Morgan Stanley	1,543
1,434	Cullen/Frost Bankers Inc	Barclays Bank	(1,463)
7,880	Cullinan Oncology Inc	Bank of America Merrill Lynch	2,443
14,621	Cullinan Oncology Inc	Barclays Bank	16,229
4,852	Cullinan Oncology Inc	Goldman Sachs	1,504
14,919	Cullinan Oncology Inc	HSBC	11,040
6,701	Cullinan Oncology Inc	Morgan Stanley	7,438
9,228	Culp Inc	Barclays Bank	(3,691)
10,063	Culp Inc	Goldman Sachs	(7,245)
15,310	Culp Inc	HSBC	(11,023)
3,312	Culp Inc	Morgan Stanley	(1,325)
3,500	Cummins Inc	Bank of America Merrill Lynch	(50,960)
23,813	Cummins Inc	Barclays Bank	(287,832)
4,217	Cummins Inc	Goldman Sachs	(46,947)

保有高	銘柄	取引相手	未実現純評価益 ／(損) (米ドル)
	米国 (続き)		
8,980	Cummins Inc	HSBC	(170,454)
4,827	Cummins Inc	Morgan Stanley	(66,806)
38,116	Cumulus Media Inc ' A'	Bank of America Merrill Lynch	381
47,511	Cumulus Media Inc ' A'	Barclays Bank	(475)
11,097	Cumulus Media Inc ' A'	Goldman Sachs	111
32,741	Cumulus Media Inc ' A'	HSBC	20,954
17,719	CureVac NV	Barclays Bank	(8,151)
2,277	CureVac NV	Goldman Sachs	683
2,712	Curo Group Holdings Corp	Bank of America Merrill Lynch	(678)
4,339	Curo Group Holdings Corp	Barclays Bank	347
3,789	Curo Group Holdings Corp	HSBC	(1,743)
3,670	Curo Group Holdings Corp	Morgan Stanley	294
5,999	Curtiss-Wright Corp	Bank of America Merrill Lynch	(40,494)
10,009	Curtiss-Wright Corp	Barclays Bank	(67,661)
27,354	Curtiss-Wright Corp	Goldman Sachs	(184,640)
2,246	Curtiss-Wright Corp	HSBC	(9,838)
3,042	Curtiss-Wright Corp	Morgan Stanley	(20,564)
(62,177)	Cushman & Wakefield Plc	Barclays Bank	15,544
(42,081)	Cushman & Wakefield Plc	Goldman Sachs	(8,837)
(17,946)	Cushman & Wakefield Plc	HSBC	(6,461)
(56,651)	Cushman & Wakefield Plc	Morgan Stanley	14,163
7,848	Custom Truck One Source Inc	Morgan Stanley	(2,668)
(1,177)	Customers Bancorp Inc	Bank of America Merrill Lynch	(6,073)
(4,075)	Customers Bancorp Inc	HSBC	(25,510)
(11,129)	Customers Bancorp Inc	Morgan Stanley	2,003
(3,831)	Cutera Inc	Bank of America Merrill Lynch	(1,303)
(6,330)	Cutera Inc	Barclays Bank	5,191
(5,865)	Cutera Inc	Goldman Sachs	(1,994)
(1,610)	Cutera Inc	HSBC	53
(3,735)	Cutera Inc	Morgan Stanley	3,063
(26,964)	CVB Financial Corp	Barclays Bank	(3,506)
(5,109)	CVB Financial Corp	HSBC	(2,197)
(6,838)	Cvent Holding Corp	Goldman Sachs	(205)
(4,038)	Cvent Holding Corp	HSBC	(162)
(33,277)	Cvent Holding Corp	Morgan Stanley	(998)
2,760	CVR Energy Inc	Bank of America Merrill Lynch	(4,416)
5,349	CVR Energy Inc	Barclays Bank	(11,714)
8,629	CVR Energy Inc	HSBC	(12,857)
11,396	CVR Energy Inc	Morgan Stanley	(24,957)
(8,034)	CVRx Inc	Bank of America Merrill Lynch	(1,285)
(4,352)	CVRx Inc	Barclays Bank	6,484
(2,552)	CVRx Inc	HSBC	(434)
18,389	CVS Health Corp	Barclays Bank	(44,869)
36,948	CVS Health Corp	Goldman Sachs	(69,093)
38,174	CVS Health Corp	HSBC	(102,036)

保有高	銘柄	取引相手	未実現純評価益 ／(損) (米ドル)
	米国(続き)		
21,593	CVS Health Corp	Morgan Stanley	(52,687)
(554)	Cyclerion Therapeutics Inc	HSBC	824
(1,434)	Cyclerion Therapeutics Inc	Morgan Stanley	860
(20,414)	Cymbay Therapeutics Inc	Barclays Bank	(4,083)
(13,620)	Cymbay Therapeutics Inc	HSBC	16,753
(17,353)	Cytek Biosciences Inc	Bank of America Merrill Lynch	(10,932)
(6,429)	Cytek Biosciences Inc	Barclays Bank	(257)
(17,223)	Cytek Biosciences Inc	HSBC	54,776
(23,795)	Cytek Biosciences Inc	Morgan Stanley	(952)
(4,315)	Cytokinetics Inc	Bank of America Merrill Lynch	2,296
(829)	Cytokinetics Inc	Barclays Bank	2,346
(14,712)	Cytokinetics Inc	Goldman Sachs	15,153
(1,907)	Cytokinetics Inc	HSBC	934
(3,409)	Cytokinetics Inc	Morgan Stanley	9,647
(5,451)	CytoSorbents Corp	Bank of America Merrill Lynch	2,780
(46,950)	CytoSorbents Corp	Barclays Bank	17,841
(14,430)	CytoSorbents Corp	Goldman Sachs	7,359
(3,901)	CytoSorbents Corp	Morgan Stanley	1,482
(268)	Daily Journal Corp	Bank of America Merrill Lynch	(4,033)
(360)	Daily Journal Corp	Barclays Bank	2,048
(129)	Daily Journal Corp	HSBC	(2,602)
(80)	Daily Journal Corp	Morgan Stanley	455
(4,580)	Dakota Gold Corp	Morgan Stanley	641
(11,962)	Daktronics Inc	Barclays Bank	(3,469)
(19,947)	Daktronics Inc	Morgan Stanley	(5,785)
2,240	Dana Inc	Bank of America Merrill Lynch	(912)
24,677	Dana Inc	Barclays Bank	(28,872)
12,262	Dana Inc	Goldman Sachs	(10,569)
16,817	Dana Inc	HSBC	(19,807)
13,450	Dana Inc	Morgan Stanley	(15,684)
8,649	Danaher Corp	Barclays Bank	(56,651)
462	Danaher Corp	Goldman Sachs	(1,021)
2,174	Danaher Corp	HSBC	(31,545)
1,419	Danaher Corp	Morgan Stanley	(9,294)
5,555	Darden Restaurants Inc	Bank of America Merrill Lynch	41,496
25,588	Darden Restaurants Inc	Goldman Sachs	191,143
8,470	Darden Restaurants Inc	HSBC	77,246
7,100	Darden Restaurants Inc	Morgan Stanley	(13,277)
(14,940)	DarioHealth Corp	Bank of America Merrill Lynch	(1,046)
(9,003)	DarioHealth Corp	Barclays Bank	1,260
(970)	Darling Ingredients Inc	Bank of America Merrill Lynch	621
(3,369)	Darling Ingredients Inc	Barclays Bank	8,153
(9,975)	Darling Ingredients Inc	Goldman Sachs	6,384
(4,582)	Darling Ingredients Inc	HSBC	(21,215)
(2,564)	Daseke Inc	Barclays Bank	128

保有高	銘柄	取引相手	未実現純評価益 ／(損) (米ドル)
	米国(続き)		
(28,171)	Daseke Inc	Goldman Sachs	(2,535)
(3,860)	Datadog Inc 'A'	Bank of America Merrill Lynch	(24,801)
(6,184)	Datadog Inc 'A'	Goldman Sachs	(39,732)
2,664	Dave & Buster's Entertainment Inc	Bank of America Merrill Lynch	(5,168)
8,608	Dave & Buster's Entertainment Inc	Barclays Bank	(15,064)
7,805	Dave & Buster's Entertainment Inc	HSBC	(26,069)
2,359	Dave & Buster's Entertainment Inc	Morgan Stanley	(4,128)
56	Dave Inc	HSBC	25
(14,287)	DaVita Inc	Barclays Bank	86,151
(2,987)	DaVita Inc	Goldman Sachs	9,230
(7,945)	DaVita Inc	HSBC	(36,229)
(1,814)	DaVita Inc	Morgan Stanley	10,938
14,721	Day One Biopharmaceuticals Inc	Bank of America Merrill Lynch	(22,229)
12,401	Day One Biopharmaceuticals Inc	Morgan Stanley	(11,161)
1,440	Decibel Therapeutics Inc	HSBC	893
26,578	Deciphera Pharmaceuticals Inc	Barclays Bank	(22,591)
491	Deciphera Pharmaceuticals Inc	HSBC	(44)
2,720	Deckers Outdoor Corp	Barclays Bank	53,503
1,577	Deckers Outdoor Corp	Goldman Sachs	(24,680)
2,044	Deckers Outdoor Corp	HSBC	(38,407)
86	Deere & Co	Bank of America Merrill Lynch	(1,877)
1,417	Deere & Co	Barclays Bank	(17,174)
7,595	Deere & Co	HSBC	(242,053)
900	Deere & Co	Morgan Stanley	(10,908)
14,448	Definitive Healthcare Corp	Bank of America Merrill Lynch	3,756
5,626	Definitive Healthcare Corp	Goldman Sachs	1,463
9,104	Definitive Healthcare Corp	HSBC	(2,822)
48,661	Definitive Healthcare Corp	Morgan Stanley	7,786
(10,703)	Delek US Holdings Inc	Bank of America Merrill Lynch	2,997
(247)	Dell Technologies Inc 'C'	Bank of America Merrill Lynch	(272)
(8,590)	Dell Technologies Inc 'C'	Barclays Bank	12,971
14,313	Dell Technologies Inc 'C'	HSBC	143
(4,424)	Dell Technologies Inc 'C'	HSBC	(44)
9,803	Dell Technologies Inc 'C'	Morgan Stanley	(14,803)
(7,230)	Dell Technologies Inc 'C'	Morgan Stanley	10,917
(9,390)	Delta Air Lines Inc	Bank of America Merrill Lynch	(24,602)
(10,126)	Delta Air Lines Inc	Barclays Bank	(8,911)
(40,288)	Delta Air Lines Inc	Goldman Sachs	(105,555)
(914)	Delta Air Lines Inc	HSBC	(547)
(12,601)	Delta Air Lines Inc	Morgan Stanley	(11,089)
(7,914)	Delta Apparel Inc	Barclays Bank	(5,144)
(1,823)	Delta Apparel Inc	Goldman Sachs	346
(4,000)	Delta Apparel Inc	HSBC	4,240
(8,580)	Delta Apparel Inc	Morgan Stanley	(5,577)
(2,696)	Deluxe Corp	Bank of America Merrill Lynch	(728)

保有高	銘柄	取引相手	未実現純評価益 ／ (損) (米ドル)
	米国 (続き)		
(1,179)	Deluxe Corp	Barclays Bank	106
(12,076)	Deluxe Corp	Goldman Sachs	(3,261)
(10,542)	Deluxe Corp	HSBC	(2,668)
(3,564)	Deluxe Corp	Morgan Stanley	369
10,398	Denali Therapeutics Inc	Barclays Bank	(15,701)
7,386	Denali Therapeutics Inc	HSBC	25,408
(13,371)	Denbury Inc	Bank of America Merrill Lynch	15,119
(13,312)	Denbury Inc	Barclays Bank	12,911
(2,255)	Denbury Inc	Goldman Sachs	1,601
(23,881)	Denbury Inc	HSBC	(16,154)
(8,993)	Denbury Inc	Morgan Stanley	8,627
(2,848)	Denny' s Corp	Bank of America Merrill Lynch	(854)
(19,529)	Denny' s Corp	Barclays Bank	5,273
(1,962)	Denny' s Corp	Goldman Sachs	(589)
(3,049)	Denny' s Corp	HSBC	(1,281)
(1,548)	Denny' s Corp	Morgan Stanley	418
(9,205)	DENTSPLY SIRONA Inc	Barclays Bank	31,941
(1,878)	DENTSPLY SIRONA Inc	Goldman Sachs	9,390
5,049	DENTSPLY SIRONA Inc	Morgan Stanley	(4,933)
9,631	Design Therapeutics Inc	Bank of America Merrill Lynch	(6,934)
8,110	Design Therapeutics Inc	Barclays Bank	(11,597)
3,928	Design Therapeutics Inc	HSBC	(5,931)
(39,968)	Designer Brands Inc ' A'	Barclays Bank	39,568
(35,527)	Designer Brands Inc ' A'	Goldman Sachs	39,435
(14,935)	Designer Brands Inc ' A'	Morgan Stanley	14,786
(9,714)	Desktop Metal Inc ' A'	Barclays Bank	(748)
(43,029)	Desktop Metal Inc ' A'	Goldman Sachs	(3,012)
(23,646)	Desktop Metal Inc ' A'	Morgan Stanley	1,182
(31,807)	Destination XL Group Inc	Barclays Bank	(1,908)
(38,099)	Destination XL Group Inc	Goldman Sachs	12,192
(1,078)	Devon Energy Corp	HSBC	5,023
97	Dexcom Inc	Goldman Sachs	(504)
1,011	Dexcom Inc	HSBC	(5,120)
2,877	Dexcom Inc	Morgan Stanley	(14,040)
8,589	DHI Group Inc	Bank of America Merrill Lynch	4,380
32,331	DHI Group Inc	Barclays Bank	1,940
16,718	DHI Group Inc	Goldman Sachs	8,526
19,265	DHI Group Inc	HSBC	6,357
16,799	DHI Group Inc	Morgan Stanley	1,008
4,375	DHT Holdings Inc	Barclays Bank	(1,575)
48,390	DHT Holdings Inc	Goldman Sachs	(21,292)
20,525	DHT Holdings Inc	HSBC	(7,389)
311	DHT Holdings Inc	Morgan Stanley	(112)
1,348	Diamond Hill Investment Group Inc	Bank of America Merrill Lynch	4,192
183	Diamond Hill Investment Group Inc	Barclays Bank	243

保有高	銘柄	取引相手	未実現純評価益 ／(損) (米ドル)
	米国 (続き)		
1,719	Diamond Hill Investment Group Inc	Goldman Sachs	5,346
345	Diamond Hill Investment Group Inc	HSBC	900
98	Diamond Hill Investment Group Inc	Morgan Stanley	130
(29,624)	Diamond Offshore Drilling Inc	Bank of America Merrill Lynch	17,478
(41,842)	Diamond Offshore Drilling Inc	Barclays Bank	55,650
(40,137)	Diamond Offshore Drilling Inc	HSBC	25,688
(11,089)	Diamond Offshore Drilling Inc	Morgan Stanley	14,748
1,854	Diamondback Energy Inc	Bank of America Merrill Lynch	(3,486)
3,492	Diamondback Energy Inc	Barclays Bank	(18,752)
5,016	Diamondback Energy Inc	Goldman Sachs	(9,430)
2,028	Diamondback Energy Inc	Morgan Stanley	(10,890)
(35,869)	DiamondRock Hospitality Co (REIT)	Bank of America Merrill Lynch	12,195
(2,459)	DiamondRock Hospitality Co (REIT)	Barclays Bank	443
(31,806)	DiamondRock Hospitality Co (REIT)	HSBC	22,196
(15,470)	DiamondRock Hospitality Co (REIT)	Morgan Stanley	2,785
(2,901)	DICE Therapeutics Inc	Bank of America Merrill Lynch	8,613
(1,524)	DICE Therapeutics Inc	Goldman Sachs	4,740
(566)	DICE Therapeutics Inc	HSBC	3,668
(6,970)	DICE Therapeutics Inc	Morgan Stanley	20,631
302	Dick' s Sporting Goods Inc	Bank of America Merrill Lynch	(2,869)
6,457	Dick' s Sporting Goods Inc	Barclays Bank	13,947
2,843	Dick' s Sporting Goods Inc	Goldman Sachs	(27,009)
5,300	Dick' s Sporting Goods Inc	HSBC	(66,144)
(8,188)	Diebold Nixdorf Inc	Bank of America Merrill Lynch	789
(33,648)	Diebold Nixdorf Inc	Goldman Sachs	3,244
(30,929)	Diebold Nixdorf Inc	HSBC	5,066
2,305	Digi International Inc	Bank of America Merrill Lynch	9,128
7,027	Digi International Inc	Barclays Bank	13,843
16,110	Digi International Inc	Goldman Sachs	63,796
2,491	Digi International Inc	HSBC	12,829
604	Digi International Inc	Morgan Stanley	1,190
(22,892)	Digimarc Corp	Barclays Bank	34,567
(5,281)	Digital Realty Trust Inc (REIT)	Bank of America Merrill Lynch	(12,040)
(4,853)	Digital Realty Trust Inc (REIT)	Barclays Bank	(44,405)
(17,972)	Digital Realty Trust Inc (REIT)	Goldman Sachs	(40,976)
(1,856)	Digital Realty Trust Inc (REIT)	HSBC	(6,106)
(1,170)	Digital Realty Trust Inc (REIT)	Morgan Stanley	(10,706)
(2,104)	Digital Turbine Inc	Bank of America Merrill Lynch	7,301
(27,286)	Digital Turbine Inc	Barclays Bank	141,887
(16,155)	Digital Turbine Inc	Goldman Sachs	56,058
(19,483)	Digital Turbine Inc	HSBC	53,773
(65,475)	DigitalBridge Group Inc	Bank of America Merrill Lynch	(112,288)
(9,740)	DigitalBridge Group Inc	HSBC	(13,779)
(16,466)	DigitalBridge Group Inc	Morgan Stanley	(13,170)
4,166	DigitalOcean Holdings Inc	Goldman Sachs	18,122

保有高	銘柄	取引相手	未実現純評価益 ／(損) (米ドル)
	米国(続き)		
7,713	DigitalOcean Holdings Inc	HSBC	32,472
83	Dillard's Inc 'A'	Bank of America Merrill Lynch	(1,067)
1,181	Dillard's Inc 'A'	Barclays Bank	(12,153)
63	Dillard's Inc 'A'	Goldman Sachs	(810)
1,041	Dillard's Inc 'A'	HSBC	(11,562)
620	Dillard's Inc 'A'	Morgan Stanley	(4,767)
(14,931)	Dime Community Bancshares Inc	Barclays Bank	10,302
(20,921)	Dime Community Bancshares Inc	Goldman Sachs	(14,854)
1,693	Dine Brands Global Inc	Bank of America Merrill Lynch	(4,133)
7,818	Dine Brands Global Inc	Barclays Bank	(47,064)
2,378	Dine Brands Global Inc	Goldman Sachs	(10,772)
4,047	Dine Brands Global Inc	HSBC	(14,124)
2,439	Dine Brands Global Inc	Morgan Stanley	(11,709)
(846)	Diodes Inc	Bank of America Merrill Lynch	242
(6,564)	Diodes Inc	Barclays Bank	24,549
(5,963)	Diodes Inc	Goldman Sachs	(11,240)
(1,476)	Diodes Inc	HSBC	(3,263)
(2,748)	Diodes Inc	Morgan Stanley	10,278
1,648	Disc Medicine Inc	Goldman Sachs	3,280
(3,331)	Discover Financial Services	Barclays Bank	(6,996)
(4,564)	Discover Financial Services	Morgan Stanley	(9,584)
22,022	DISH Network Corp 'A'	Bank of America Merrill Lynch	771
27,191	DISH Network Corp 'A'	Morgan Stanley	(4,758)
(1,640)	Distribution Solutions Group Inc	Bank of America Merrill Lynch	2,591
(1,640)	Distribution Solutions Group Inc	Bank of America Merrill Lynch	(46)
(6,052)	Distribution Solutions Group Inc	Barclays Bank	13,920
(6,052)	Distribution Solutions Group Inc	Barclays Bank	(172)
(55,623)	Diversey Holdings Ltd	Morgan Stanley	286
(3,492)	DLH Holdings Corp	Goldman Sachs	2,794
(3,081)	DMC Global Inc	Goldman Sachs	2,342
(26,584)	DocGo Inc	Barclays Bank	4,401
(10,539)	DocGo Inc	Goldman Sachs	(3,056)
(30,242)	DocGo Inc	HSBC	(17,518)
(21,848)	DocGo Inc	Morgan Stanley	3,671
4,451	DocuSign Inc	Bank of America Merrill Lynch	21,810
8,926	DocuSign Inc	Barclays Bank	4,909
4,884	DocuSign Inc	Goldman Sachs	23,932
10,016	DocuSign Inc	HSBC	67,107
9,609	DocuSign Inc	Morgan Stanley	5,285
270	Dolby Laboratories Inc 'A'	Bank of America Merrill Lynch	(807)
1,210	Dolby Laboratories Inc 'A'	Barclays Bank	(2,481)
7,270	Dolby Laboratories Inc 'A'	Goldman Sachs	(21,737)
1,951	Dolby Laboratories Inc 'A'	HSBC	(5,053)
594	Dolby Laboratories Inc 'A'	Morgan Stanley	(1,218)
(8,186)	Dollar General Corp	Bank of America Merrill Lynch	123,336

保有高	銘柄	取引相手	未実現純評価益 ／(損) (米ドル)
	米国(続き)		
(9,476)	Dollar General Corp	Barclays Bank	90,875
(2,050)	Dollar General Corp	Goldman Sachs	30,134
(8,546)	Dollar General Corp	HSBC	147,155
(3,684)	Dollar General Corp	Morgan Stanley	29,499
(7,859)	Dollar Tree Inc	Barclays Bank	176,671
(178)	Dollar Tree Inc	Goldman Sachs	3,850
(3,478)	Dollar Tree Inc	HSBC	69,554
(5,446)	Dollar Tree Inc	Morgan Stanley	122,426
(374)	Dominion Energy Inc	Bank of America Merrill Lynch	1,956
(61,146)	Dominion Energy Inc	Barclays Bank	160,203
(35,557)	Dominion Energy Inc	Goldman Sachs	185,963
(17,526)	Dominion Energy Inc	HSBC	121,981
(23,465)	Dominion Energy Inc	Morgan Stanley	61,479
3,321	Domino's Pizza Inc	Bank of America Merrill Lynch	(54,978)
2,120	Domino's Pizza Inc	Barclays Bank	(34,480)
521	Domino's Pizza Inc	Goldman Sachs	(7,746)
1,619	Domino's Pizza Inc	HSBC	(27,697)
1,413	Domino's Pizza Inc	Morgan Stanley	(23,979)
4,355	Domo Inc ' B'	Bank of America Merrill Lynch	(4,181)
10,519	Domo Inc ' B'	Barclays Bank	(18,934)
4,333	Domo Inc ' B'	Goldman Sachs	(4,160)
2,660	Domo Inc ' B'	HSBC	(1,144)
33,653	Donaldson Co Inc	Barclays Bank	(149,419)
19,283	Donaldson Co Inc	Goldman Sachs	(73,083)
40,003	Donaldson Co Inc	HSBC	(164,468)
9,329	Donaldson Co Inc	Morgan Stanley	(41,421)
343	Donegal Group Inc ' A'	Bank of America Merrill Lynch	98
35,388	Donegal Group Inc ' A'	Barclays Bank	(4,777)
8,756	Donegal Group Inc ' A'	Goldman Sachs	2,495
24,366	Donegal Group Inc ' A'	HSBC	9,868
25,538	Donegal Group Inc ' A'	Morgan Stanley	(3,448)
(7,686)	Donnelley Financial Solutions Inc	Barclays Bank	10,530
(1,539)	Donnelley Financial Solutions Inc	Goldman Sachs	46
377	DoorDash Inc ' A'	Bank of America Merrill Lynch	(858)
(6,285)	DoorDash Inc ' A'	Barclays Bank	8,799
2,378	DoorDash Inc ' A'	HSBC	(2,865)
(3,598)	DoorDash Inc ' A'	HSBC	9,139
3,532	DoorDash Inc ' A'	Morgan Stanley	(4,945)
(16,361)	Dorian LPG Ltd	Barclays Bank	8,508
(3,476)	Dorian LPG Ltd	Goldman Sachs	(6,187)
(2,616)	Dorman Products Inc	Bank of America Merrill Lynch	2,806
(1,535)	Dorman Products Inc	Barclays Bank	706
(680)	Dorman Products Inc	Goldman Sachs	850
(1,957)	Dorman Products Inc	HSBC	3,459
(2,268)	Dorman Products Inc	Morgan Stanley	1,560

保有高	銘柄	取引相手	未実現純評価益 ／(損) (米ドル)
	米国(続き)		
(1,618)	DoubleVerify Holdings Inc	Bank of America Merrill Lynch	(2,368)
(25,403)	DoubleVerify Holdings Inc	Goldman Sachs	(149,878)
(17,021)	DoubleVerify Holdings Inc	Morgan Stanley	(45,787)
9,354	Douglas Dynamics Inc	Barclays Bank	(8,044)
7,599	Douglas Dynamics Inc	Goldman Sachs	7,371
1,010	Douglas Dynamics Inc	HSBC	1,545
(39,744)	Douglas Elliman Inc	Bank of America Merrill Lynch	(2,385)
(20,802)	Douglas Elliman Inc	Barclays Bank	3,536
(29,002)	Douglas Elliman Inc	Goldman Sachs	(1,740)
(21,318)	Douglas Elliman Inc	HSBC	(5,543)
(28,650)	Douglas Elliman Inc	Morgan Stanley	4,871
14,066	Douglas Emmett Inc (REIT)	Barclays Bank	(1,125)
9,564	Douglas Emmett Inc (REIT)	Goldman Sachs	8,416
26,920	Douglas Emmett Inc (REIT)	HSBC	2,961
1,023	Dover Corp	Barclays Bank	(2,781)
556	Dover Corp	Morgan Stanley	(390)
1,634	Dow Inc	Barclays Bank	(4,967)
3,059	Dow Inc	HSBC	(14,847)
21,525	Dow Inc	Morgan Stanley	(65,436)
(3,953)	Doximity Inc 'A'	Bank of America Merrill Lynch	13,282
(14,968)	Doximity Inc 'A'	Barclays Bank	15,268
(9,595)	Doximity Inc 'A'	HSBC	34,159
(6,242)	Doximity Inc 'A'	Morgan Stanley	6,367
(870)	DR Horton Inc	Bank of America Merrill Lynch	2,925
(918)	DR Horton Inc	Goldman Sachs	1,149
(25,263)	DR Horton Inc	HSBC	42,442
10,727	DraftKings Inc 'A'	Barclays Bank	(15,997)
8,029	DraftKings Inc 'A'	HSBC	1,321
3,781	DraftKings Inc 'A'	Morgan Stanley	(6,655)
(7,301)	Dril-Quip Inc	Barclays Bank	12,850
(16,604)	Dril-Quip Inc	Goldman Sachs	27,065
(3,953)	Dril-Quip Inc	HSBC	6,265
(8,966)	Dril-Quip Inc	Morgan Stanley	15,780
(8,183)	Driven Brands Holdings Inc	Barclays Bank	8,265
(12,861)	Driven Brands Holdings Inc	Goldman Sachs	44,885
(7,690)	Driven Brands Holdings Inc	Morgan Stanley	7,767
45,569	Dropbox Inc 'A'	Bank of America Merrill Lynch	16,090
17,638	Dropbox Inc 'A'	Barclays Bank	7,055
7,666	Dropbox Inc 'A'	Goldman Sachs	2,367
59,902	Dropbox Inc 'A'	HSBC	59,342
22,850	Dropbox Inc 'A'	Morgan Stanley	16,226
2,262	DTE Energy Co	Bank of America Merrill Lynch	(14,285)
75,804	DTE Energy Co	Barclays Bank	(187,615)
44,219	DTE Energy Co	Goldman Sachs	(279,243)
40,322	DTE Energy Co	HSBC	(264,714)

保有高	銘柄	取引相手	未実現純評価益 ／(損) (米ドル)
	米国 (続き)		
(8,286)	DTE Midstream LLC	Barclays Bank	12,098
(7,002)	DTE Midstream LLC	Goldman Sachs	16,805
1,991	DTE Midstream LLC	Goldman Sachs	(275)
22,283	Duckhorn Portfolio Inc	Bank of America Merrill Lynch	(23,888)
12,617	Duckhorn Portfolio Inc	Barclays Bank	(5,930)
17,048	Duckhorn Portfolio Inc	Goldman Sachs	(19,435)
18,219	Duckhorn Portfolio Inc	HSBC	(29,697)
29,818	Duckhorn Portfolio Inc	Morgan Stanley	(14,014)
1,644	Ducommun Inc	Bank of America Merrill Lynch	(12,281)
19,328	Ducommun Inc	Barclays Bank	(25,126)
11,278	Ducommun Inc	Goldman Sachs	(84,247)
7,144	Ducommun Inc	HSBC	(55,366)
1,351	Ducommun Inc	Morgan Stanley	(1,756)
(69,972)	Duke Energy Corp	Barclays Bank	269,392
(1,308)	Duke Energy Corp	Goldman Sachs	10,739
(43,827)	Duke Energy Corp	HSBC	472,455
(50,215)	Duke Energy Corp	Morgan Stanley	193,328
22,841	Duluth Holdings Inc ' B'	Bank of America Merrill Lynch	2,284
16,652	Duluth Holdings Inc ' B'	Barclays Bank	(333)
14,906	Duluth Holdings Inc ' B'	Goldman Sachs	1,491
21,882	Duluth Holdings Inc ' B'	HSBC	1,532
22,145	Duluth Holdings Inc ' B'	Morgan Stanley	(443)
8,822	Dun & Bradstreet Holdings Inc	Bank of America Merrill Lynch	(6,264)
62,219	Dun & Bradstreet Holdings Inc	Barclays Bank	(37,331)
(23,035)	Dun & Bradstreet Holdings Inc	Goldman Sachs	16,355
4,802	Dun & Bradstreet Holdings Inc	Morgan Stanley	(2,881)
840	Duolingo Inc	Barclays Bank	1,914
1,860	Duolingo Inc	Goldman Sachs	16,573
531	Duolingo Inc	HSBC	2,850
1,426	Duolingo Inc	Morgan Stanley	4,068
27,763	DuPont de Nemours Inc	Barclays Bank	16,658
8,401	DuPont de Nemours Inc	Goldman Sachs	17,306
(5,290)	Direct Corp	Bank of America Merrill Lynch	(6,613)
(3,331)	Direct Corp	Barclays Bank	(300)
(9,457)	Direct Corp	Goldman Sachs	(11,821)
(5,473)	DXC Technology Co	Bank of America Merrill Lynch	(9,632)
(4,544)	DXC Technology Co	Barclays Bank	(1,590)
(851)	DXC Technology Co	Goldman Sachs	(296)
(7,497)	DXC Technology Co	HSBC	(19,342)
(35,157)	DXC Technology Co	Morgan Stanley	(12,305)
(11,791)	DXP Enterprises Inc	Barclays Bank	(590)
(6,572)	DXP Enterprises Inc	Goldman Sachs	(10,121)
(1,574)	DXP Enterprises Inc	HSBC	(11,962)
72	Dyadic International Inc	Barclays Bank	9
2,059	Dycom Industries Inc	Barclays Bank	6,012

保有高	銘柄	取引相手	未実現純評価益 ／(損) (米ドル)
	米国(続き)		
3,301	Dycom Industries Inc	HSBC	31,723
(2,065)	Dynatrace Inc	Bank of America Merrill Lynch	(8,611)
(14,418)	Dynatrace Inc	Barclays Bank	(22,925)
(1,695)	Dynatrace Inc	Morgan Stanley	(2,695)
(14,751)	Dynavax Technologies Corp	Barclays Bank	(4,573)
(6,050)	Dynavax Technologies Corp	Goldman Sachs	968
(13,872)	Dynavax Technologies Corp	HSBC	(5,410)
(3,736)	Dynavax Technologies Corp	Morgan Stanley	(1,158)
15,560	Dyne Therapeutics Inc	Barclays Bank	(15,716)
4,375	Dyne Therapeutics Inc	HSBC	(3,150)
(88,325)	Dynex Capital Inc (REIT)	Barclays Bank	(23,848)
(25,514)	Dynex Capital Inc (REIT)	Morgan Stanley	(6,889)
(12,709)	DZS Inc	Barclays Bank	6,100
(9,781)	DZS Inc	Goldman Sachs	4,206
(2,309)	DZS Inc	HSBC	716
(5,163)	DZS Inc	Morgan Stanley	2,478
(19,317)	E2open Parent Holdings Inc	Bank of America Merrill Lynch	(10,045)
(23,323)	E2open Parent Holdings Inc	Barclays Bank	(8,630)
(127,031)	E2open Parent Holdings Inc	Goldman Sachs	(66,056)
(7,150)	E2open Parent Holdings Inc	Morgan Stanley	(2,646)
(1,304)	Eagle Bancorp Inc	Bank of America Merrill Lynch	(3,169)
(1,327)	Eagle Bancorp Inc	Barclays Bank	173
4,259	Eagle Bancorp Montana Inc	Bank of America Merrill Lynch	3,407
8,402	Eagle Bancorp Montana Inc	Barclays Bank	(3,781)
11,763	Eagle Bancorp Montana Inc	Goldman Sachs	9,410
5,909	Eagle Bancorp Montana Inc	HSBC	2,423
13,400	Eagle Bancorp Montana Inc	Morgan Stanley	(6,030)
(12,214)	Eagle Bulk Shipping Inc	Barclays Bank	33,588
(1,530)	Eagle Bulk Shipping Inc	Goldman Sachs	3,228
(1,969)	Eagle Bulk Shipping Inc	Morgan Stanley	5,415
(43,248)	Eagle Materials Inc	Barclays Bank	156,558
(3,261)	Eagle Materials Inc	Goldman Sachs	(12,555)
(1,791)	Eagle Materials Inc	HSBC	(6,286)
(1,667)	Eagle Materials Inc	Morgan Stanley	6,035
3,374	Eagle Pharmaceuticals Inc	Barclays Bank	(1,788)
3,607	Eagle Pharmaceuticals Inc	Goldman Sachs	(848)
2,702	Eagle Pharmaceuticals Inc	Morgan Stanley	(1,432)
(7,416)	Earthstone Energy Inc 'A'	Bank of America Merrill Lynch	4,598
(30,524)	Earthstone Energy Inc 'A'	Barclays Bank	39,376
(63,543)	Earthstone Energy Inc 'A'	Morgan Stanley	79,813
9,399	East West Bancorp Inc	Goldman Sachs	23,028
2,288	East West Bancorp Inc	HSBC	10,136
(49,581)	Easterly Government Properties Inc (REIT)	Barclays Bank	(12,395)
(43,491)	Easterly Government Properties Inc (REIT)	Goldman Sachs	5,219
(24,056)	Easterly Government Properties Inc (REIT)	HSBC	10,585

保有高	銘柄	取引相手	未実現純評価益 ／ (損) (米ドル)
	米国 (続き)		
(15,864)	Easterly Government Properties Inc (REIT)	Morgan Stanley	(3,966)
(13,581)	Eastern Bankshares Inc	Barclays Bank	9,099
(2,944)	Eastern Bankshares Inc	Morgan Stanley	1,972
(14,175)	Eastern Co	Bank of America Merrill Lynch	3,189
(11,685)	Eastern Co	Barclays Bank	10,341
(14,491)	Eastern Co	Goldman Sachs	3,260
(2,590)	Eastern Co	HSBC	583
(173)	Eastern Co	Morgan Stanley	153
2,117	EastGroup Properties Inc (REIT)	Bank of America Merrill Lynch	12,010
7,551	EastGroup Properties Inc (REIT)	Barclays Bank	19,784
4,321	EastGroup Properties Inc (REIT)	Goldman Sachs	(3,414)
5,382	EastGroup Properties Inc (REIT)	HSBC	(678)
1,372	EastGroup Properties Inc (REIT)	Morgan Stanley	4,354
512	Eastman Chemical Co	Bank of America Merrill Lynch	(1,060)
15,184	Eastman Chemical Co	Barclays Bank	(72,276)
7,103	Eastman Chemical Co	Goldman Sachs	(14,703)
11,873	Eastman Chemical Co	HSBC	(32,287)
1,173	Eastman Chemical Co	Morgan Stanley	(5,583)
(141,520)	Eastman Kodak Co	Barclays Bank	(46,702)
(25,776)	Eastman Kodak Co	HSBC	(42,788)
(3,081)	Eaton Corp Plc	Bank of America Merrill Lynch	(27,698)
17,620	Eaton Corp Plc	Barclays Bank	83,343
(222)	Eaton Corp Plc	Barclays Bank	(1,050)
(2,572)	Eaton Corp Plc	Goldman Sachs	(23,122)
5,176	Eaton Corp Plc	HSBC	46,739
7,677	eBay Inc	Bank of America Merrill Lynch	(18,425)
11,001	eBay Inc	Barclays Bank	(15,292)
57,139	eBay Inc	Goldman Sachs	(137,134)
46,722	eBay Inc	HSBC	(162,593)
7,219	eBay Inc	Morgan Stanley	(10,034)
(12,312)	Ebix Inc	Bank of America Merrill Lynch	(52,818)
(15,070)	Ebix Inc	Barclays Bank	(22,454)
(3,004)	Ebix Inc	HSBC	(9,973)
(3,496)	Ebix Inc	Morgan Stanley	(5,209)
10,531	EchoStar Corp ' A'	Bank of America Merrill Lynch	2,527
40,029	EchoStar Corp ' A'	Barclays Bank	4,803
25,381	EchoStar Corp ' A'	Goldman Sachs	6,091
14,709	EchoStar Corp ' A'	HSBC	4,742
9,113	EchoStar Corp ' A'	Morgan Stanley	1,094
17,720	Ecolab Inc	Barclays Bank	(153,632)
5,860	Ecolab Inc	Goldman Sachs	(55,260)
38,997	Ecolab Inc	HSBC	(331,865)
3,586	Ecolab Inc	Morgan Stanley	(31,090)
(8,243)	Ecovyst Inc	Bank of America Merrill Lynch	2,576
(20,485)	Ecovyst Inc	Barclays Bank	18,142

保有高	銘柄	取引相手	未実現純評価益 ／(損) (米ドル)
	米国(続き)		
(11,427)	Ecovyst Inc	HSBC	3,241
(18,011)	Ecovyst Inc	Morgan Stanley	17,831
(5,976)	Edgewell Personal Care Co	Bank of America Merrill Lynch	25,637
(19,707)	Edgewell Personal Care Co	Barclays Bank	63,259
(11,503)	Edgewell Personal Care Co	Goldman Sachs	49,348
(2,443)	Edgewell Personal Care Co	HSBC	8,404
8,055	Edgewise Therapeutics Inc	Barclays Bank	3,222
6,046	Edgewise Therapeutics Inc	Goldman Sachs	6,469
2,197	Edgewise Therapeutics Inc	HSBC	461
(12,717)	Edgio Inc	Barclays Bank	766
(16,804)	Edgio Inc	Goldman Sachs	1,227
(30,939)	Edgio Inc	HSBC	3,010
(5,238)	Edgio Inc	Morgan Stanley	315
(9,233)	Edison International	Bank of America Merrill Lynch	51,536
(27,517)	Edison International	Barclays Bank	34,947
(10,961)	Edison International	HSBC	76,629
(10,970)	Edison International	Morgan Stanley	13,932
22,868	Editas Medicine Inc	Barclays Bank	(13,721)
2,889	Editas Medicine Inc	Goldman Sachs	(2,802)
11,689	Editas Medicine Inc	HSBC	(6,780)
8,262	Edwards Lifesciences Corp	Bank of America Merrill Lynch	(61,056)
4,762	Edwards Lifesciences Corp	Barclays Bank	(36,334)
8,101	Edwards Lifesciences Corp	Goldman Sachs	(59,866)
5,705	Edwards Lifesciences Corp	HSBC	(42,730)
4,061	Edwards Lifesciences Corp	Morgan Stanley	(30,985)
3,271	eGain Corp	Bank of America Merrill Lynch	1,112
11,983	eGain Corp	Barclays Bank	1,678
23,122	eGain Corp	Goldman Sachs	7,861
5,960	eGain Corp	HSBC	(1,192)
751	eHealth Inc	Bank of America Merrill Lynch	(511)
8,411	eHealth Inc	Barclays Bank	(8,411)
4,900	eHealth Inc	Goldman Sachs	(3,332)
3,309	eHealth Inc	HSBC	(629)
5,496	eHealth Inc	Morgan Stanley	(5,496)
(16,841)	Eiger BioPharmaceuticals Inc	Bank of America Merrill Lynch	2,695
(18,177)	Eiger BioPharmaceuticals Inc	Barclays Bank	1,999
(23,334)	Eiger BioPharmaceuticals Inc	Goldman Sachs	3,733
16,204	El Pollo Loco Holdings Inc	Bank of America Merrill Lynch	(6,644)
53,395	El Pollo Loco Holdings Inc	Barclays Bank	(26,964)
39,110	El Pollo Loco Holdings Inc	Goldman Sachs	(16,035)
12,380	El Pollo Loco Holdings Inc	HSBC	—
40,755	El Pollo Loco Holdings Inc	Morgan Stanley	(19,222)
98	Elah Holdings Inc	Bank of America Merrill Lynch	(345)
87	Elah Holdings Inc	Morgan Stanley	(220)
13,920	Elanco Animal Health Inc	Bank of America Merrill Lynch	(3,299)

保有高	銘柄	取引相手	未実現純評価益 ／(損) (米ドル)
	米国 (続き)		
33,488	Elanco Animal Health Inc	Barclays Bank	(15,552)
9,737	Elanco Animal Health Inc	Goldman Sachs	(8,666)
86,333	Elanco Animal Health Inc	HSBC	(114,529)
66,677	Elanco Animal Health Inc	Morgan Stanley	(30,978)
(1,315)	Elastic NV	Bank of America Merrill Lynch	(8,049)
5,817	Elastic NV	Barclays Bank	41,243
(874)	Elastic NV	Barclays Bank	(403)
(528)	Elastic NV	HSBC	(1,954)
(573)	Elastic NV	Morgan Stanley	(3,513)
(11,484)	Electromed Inc	Goldman Sachs	2,584
(3,329)	Electromed Inc	HSBC	(2,647)
262	Electronic Arts Inc	Bank of America Merrill Lynch	438
373	Electronic Arts Inc	Goldman Sachs	623
1,001	Electronic Arts Inc	HSBC	1,094
3,322	Electronic Arts Inc	Morgan Stanley	4,618
3,007	Element Solutions Inc	Bank of America Merrill Lynch	271
(38,376)	Element Solutions Inc	Barclays Bank	26,479
12,793	Element Solutions Inc	Barclays Bank	(8,827)
2,716	Element Solutions Inc	Goldman Sachs	244
2,340	Element Solutions Inc	HSBC	(655)
5,479	Element Solutions Inc	Morgan Stanley	(3,781)
4,660	Elevance Health Inc	Bank of America Merrill Lynch	(37,000)
10,429	Elevance Health Inc	Barclays Bank	(129,633)
7,434	Elevance Health Inc	Goldman Sachs	(59,026)
4,334	Elevance Health Inc	HSBC	(89,193)
6,692	Elevance Health Inc	Morgan Stanley	(83,181)
484	elf Beauty Inc	Bank of America Merrill Lynch	6,113
19,791	elf Beauty Inc	Barclays Bank	360,988
(2,731)	Eli Lilly & Co	Bank of America Merrill Lynch	27,243
(2,705)	Eli Lilly & Co	Barclays Bank	25,102
(2,803)	Eli Lilly & Co	HSBC	22,452
(4,940)	Eli Lilly & Co	Morgan Stanley	45,844
(13,910)	Ellington Residential Mortgage (REIT)	Barclays Bank	3,338
(18,725)	Ellington Residential Mortgage (REIT)	Goldman Sachs	(936)
(9,912)	Ellington Residential Mortgage (REIT)	HSBC	496
(8,968)	Ellington Residential Mortgage (REIT)	Morgan Stanley	2,152
1,132	Elme Communities (REIT)	Bank of America Merrill Lynch	(1,257)
51,231	Elme Communities (REIT)	Goldman Sachs	(56,866)
6,887	Elme Communities (REIT)	HSBC	(9,022)
23,236	Elme Communities (REIT)	Morgan Stanley	(16,265)
6,510	Embecka Corp	Barclays Bank	1,172
1,199	Embecka Corp	Goldman Sachs	(2,014)
(14,524)	Embecka Corp	HSBC	33,405
10,340	EMCOR Group Inc	Barclays Bank	55,423
11,133	EMCOR Group Inc	Goldman Sachs	51,991

保有高	銘柄	取引相手	未実現純評価益 ／(損) (米ドル)
	米国(続き)		
(2,089)	EMCOR Group Inc	Goldman Sachs	(9,756)
8,263	EMCOR Group Inc	HSBC	31,399
2,662	EMCOR Group Inc	Morgan Stanley	14,269
(21,126)	EMCORE Corp	Bank of America Merrill Lynch	2,960
(9,946)	EMCORE Corp	Barclays Bank	1,251
(31,130)	EMCORE Corp	Goldman Sachs	4,361
(7,503)	EMCORE Corp	HSBC	1,801
35,290	Emerald Holding Inc	Bank of America Merrill Lynch	1,059
7,335	Emerald Holding Inc	HSBC	513
9,885	Emergent BioSolutions Inc	Barclays Bank	(1,779)
645	Emergent BioSolutions Inc	Goldman Sachs	(581)
17,495	Emergent BioSolutions Inc	HSBC	(12,771)
37,687	Emerson Electric Co	Barclays Bank	(173,737)
1,838	Emerson Electric Co	Goldman Sachs	(11,065)
5,006	Emerson Electric Co	HSBC	(33,590)
(7,143)	Empire Petroleum Corp	Bank of America Merrill Lynch	11,357
(600)	Empire Petroleum Corp	Morgan Stanley	936
108,514	Empire State Realty Trust Inc ' A' (REIT)	Barclays Bank	30,384
3,937	Empire State Realty Trust Inc ' A' (REIT)	Goldman Sachs	1,890
48,496	Empire State Realty Trust Inc ' A' (REIT)	HSBC	18,913
(16,499)	Enact Holdings Inc	Barclays Bank	(9,734)
820	Enanta Pharmaceuticals Inc	Bank of America Merrill Lynch	(1,689)
6,080	Enanta Pharmaceuticals Inc	Goldman Sachs	(12,525)
1,478	Enanta Pharmaceuticals Inc	HSBC	(15,549)
2,421	Enanta Pharmaceuticals Inc	Morgan Stanley	(8,716)
(2,382)	Enbridge Inc	Bank of America Merrill Lynch	7,718
(8,380)	Encompass Health Corp	Bank of America Merrill Lynch	(1,142)
(8,935)	Encompass Health Corp	Barclays Bank	7,070
(2,937)	Encompass Health Corp	HSBC	3,319
(11,580)	Encompass Health Corp	Morgan Stanley	7,448
(4,372)	Encore Capital Group Inc	Barclays Bank	4,853
(11,032)	Encore Capital Group Inc	Goldman Sachs	9,377
(7,031)	Encore Capital Group Inc	Morgan Stanley	7,804
360	Encore Wire Corp	Bank of America Merrill Lynch	703
971	Encore Wire Corp	Barclays Bank	2,767
927	Encore Wire Corp	HSBC	2,673
144	Encore Wire Corp	Morgan Stanley	723
7,462	Endeavor Group Holdings Inc ' A'	Bank of America Merrill Lynch	(963)
10,425	Endeavor Group Holdings Inc ' A'	Barclays Bank	(5,838)
11,501	Endeavor Group Holdings Inc ' A'	Goldman Sachs	(88)
10,365	Endeavor Group Holdings Inc ' A'	HSBC	(11,564)
24,326	Endo International Plc	Barclays Bank	(766)
34,982	Endo International Plc	Goldman Sachs	(1,147)
(13,095)	Enerflex Ltd	Barclays Bank	7,202
(11,288)	Enerflex Ltd	HSBC	8,579

保有高	銘柄	取引相手	未実現純評価益 ／(損) (米ドル)
	米国(続き)		
(3,688)	Energizer Holdings Inc	Bank of America Merrill Lynch	1,200
(14,400)	Energizer Holdings Inc	Barclays Bank	26,640
(16,378)	Energizer Holdings Inc	Goldman Sachs	41,436
(3,280)	Energizer Holdings Inc	HSBC	7,913
(2,030)	Energizer Holdings Inc	Morgan Stanley	2,832
11,417	Energy Fuels Inc	Bank of America Merrill Lynch	(5,794)
21,739	Energy Fuels Inc	Barclays Bank	(13,913)
30,180	Energy Fuels Inc	HSBC	(15,326)
7,121	Energy Recovery Inc	Morgan Stanley	(7,691)
5,527	Enerpac Tool Group Corp	Barclays Bank	2,156
4,493	Enerpac Tool Group Corp	Goldman Sachs	6,335
6,915	Enerpac Tool Group Corp	HSBC	15,351
4,994	EnerSys	Bank of America Merrill Lynch	73,012
(4,333)	EnerSys	Barclays Bank	(52,819)
2,969	EnerSys	Barclays Bank	33,944
(15,461)	EnerSys	Goldman Sachs	(226,040)
7,431	EnerSys	Goldman Sachs	108,641
(4,205)	EnerSys	HSBC	(60,552)
(6,564)	EnerSys	Morgan Stanley	(80,015)
1,716	EnerSys	Morgan Stanley	20,918
2,373	Eneti Inc	Bank of America Merrill Lynch	2,254
12,435	Eneti Inc	Barclays Bank	3,606
6,248	Eneti Inc	Goldman Sachs	5,936
11,452	Eneti Inc	Morgan Stanley	3,321
15,522	Enfusion Inc 'A'	Bank of America Merrill Lynch	(931)
7,380	Enfusion Inc 'A'	Barclays Bank	(1,033)
8,161	Enfusion Inc 'A'	HSBC	(8,324)
11,922	Enfusion Inc 'A'	Morgan Stanley	(1,669)
8,212	EngageSmart Inc	Bank of America Merrill Lynch	10,429
33,288	EngageSmart Inc	Barclays Bank	(2,330)
28,826	EngageSmart Inc	Goldman Sachs	36,609
43,742	EngageSmart Inc	HSBC	90,486
2,398	EngageSmart Inc	Morgan Stanley	(168)
(20,511)	Enhabit Inc	Bank of America Merrill Lynch	28,627
(11,940)	Enhabit Inc	HSBC	12,357
(8,694)	Enhabit Inc	Morgan Stanley	12,954
95,542	EnLink Midstream LLC (Unit)	Barclays Bank	(15,287)
21,416	EnLink Midstream LLC (Unit)	Goldman Sachs	9,638
70,041	EnLink Midstream LLC (Unit)	HSBC	65,839
25,880	EnLink Midstream LLC (Unit)	Morgan Stanley	(4,141)
15,525	Ennis Inc	Bank of America Merrill Lynch	(3,726)
17,343	Ennis Inc	Barclays Bank	(8,325)
13,230	Ennis Inc	Goldman Sachs	(3,175)
27,236	Ennis Inc	HSBC	14,112
11,496	Ennis Inc	Morgan Stanley	(5,245)

保有高	銘柄	取引相手	未実現純評価益 ／(損) (米ドル)
	米国(続き)		
2,485	Enova International Inc	Bank of America Merrill Lynch	6,806
13,920	Enova International Inc	Barclays Bank	24,360
16,716	Enova International Inc	Goldman Sachs	67,022
769	Enova International Inc	HSBC	3,947
1,569	Enova International Inc	Morgan Stanley	2,743
2,558	Enovis Corp	Bank of America Merrill Lynch	(1,164)
53,105	Enovis Corp	Barclays Bank	(207,110)
8,598	Enovis Corp	Goldman Sachs	(38,777)
5,224	Enovis Corp	HSBC	(9,019)
4,987	Enovis Corp	Morgan Stanley	(3,866)
(22,275)	Enovix Corp	Bank of America Merrill Lynch	(3,119)
(8,572)	Enovix Corp	Barclays Bank	(7,115)
(6,417)	Enovix Corp	Goldman Sachs	(898)
(15,523)	Enovix Corp	Morgan Stanley	(12,884)
2,915	EnPro Industries Inc	Barclays Bank	4,256
5,469	EnPro Industries Inc	Morgan Stanley	7,985
19,985	Ensign Group Inc	Bank of America Merrill Lynch	(81,972)
21,353	Ensign Group Inc	Barclays Bank	(87,120)
16,880	Ensign Group Inc	Goldman Sachs	(69,683)
8,237	Ensign Group Inc	HSBC	(38,854)
10,477	Ensign Group Inc	Morgan Stanley	(42,746)
(149)	Enstar Group Ltd	Barclays Bank	3,177
(2,393)	Enstar Group Ltd	HSBC	15,339
(26,994)	Entegris Inc	Barclays Bank	(279,118)
(14,400)	Entegris Inc	Goldman Sachs	(222,192)
(5,446)	Entegris Inc	Morgan Stanley	(56,312)
5,088	Entergy Corp	Bank of America Merrill Lynch	(43,782)
25,039	Entergy Corp	Barclays Bank	(89,765)
11,366	Entergy Corp	Goldman Sachs	(97,804)
37,291	Entergy Corp	HSBC	(375,707)
4,294	Entergy Corp	Morgan Stanley	(15,394)
1,058	Enterprise Bancorp Inc	Bank of America Merrill Lynch	(820)
4,254	Enterprise Bancorp Inc	Barclays Bank	(5,934)
12,551	Enterprise Bancorp Inc	Goldman Sachs	(9,727)
680	Enterprise Bancorp Inc	HSBC	(466)
16,791	Enterprise Bancorp Inc	Morgan Stanley	(23,423)
14,714	Enterprise Financial Services Corp	Bank of America Merrill Lynch	38,551
22,887	Enterprise Financial Services Corp	Barclays Bank	8,239
5,406	Enterprise Financial Services Corp	Goldman Sachs	14,164
14,501	Enterprise Financial Services Corp	HSBC	37,993
3,412	Enterprise Financial Services Corp	Morgan Stanley	1,228
10,698	Entravision Communications Corp 'A'	Bank of America Merrill Lynch	(4,707)
30,379	Entravision Communications Corp 'A'	Barclays Bank	(10,329)
14,393	Entravision Communications Corp 'A'	Goldman Sachs	(6,333)
8,904	Entravision Communications Corp 'A'	Morgan Stanley	(3,027)

保有高	銘柄	取引相手	未実現純評価益 ／(損) (米ドル)
	米国 (続き)		
(44,864)	Envela Corp	Bank of America Merrill Lynch	(5,384)
(15,392)	Envela Corp	Barclays Bank	(4,464)
(14,311)	Envela Corp	Goldman Sachs	(1,717)
13,887	Envista Holdings Corp	Barclays Bank	(50,271)
(14,336)	Envista Holdings Corp	HSBC	38,707
8,691	Envista Holdings Corp	HSBC	(23,466)
(151)	Envista Holdings Corp	Morgan Stanley	547
12,370	Envista Holdings Corp	Morgan Stanley	(44,779)
24,772	Enviva Inc	Bank of America Merrill Lynch	10,078
9,814	Enviva Inc	Barclays Bank	1,374
7,427	Enviva Inc	Goldman Sachs	3,862
28,090	Enviva Inc	Morgan Stanley	3,933
(12,491)	Enzo Biochem Inc	Barclays Bank	1,874
(7,486)	Enzo Biochem Inc	HSBC	2,545
32,225	EOG Resources Inc	Barclays Bank	(194,317)
1,396	EOG Resources Inc	HSBC	(9,549)
11,580	EOG Resources Inc	Morgan Stanley	(69,827)
(237)	EPAM Systems Inc	Bank of America Merrill Lynch	(4,726)
489	EPAM Systems Inc	Bank of America Merrill Lynch	11,800
(709)	EPAM Systems Inc	Barclays Bank	4,984
167	EPAM Systems Inc	Goldman Sachs	3,330
(92)	EPAM Systems Inc	HSBC	(2,283)
(318)	EPAM Systems Inc	Morgan Stanley	2,236
6,296	ePlus Inc	Bank of America Merrill Lynch	40,861
16,707	ePlus Inc	Barclays Bank	61,148
2,637	ePlus Inc	Goldman Sachs	17,114
1,816	ePlus Inc	HSBC	13,856
2,874	ePlus Inc	Morgan Stanley	10,519
(7,491)	EPR Properties (REIT)	Bank of America Merrill Lynch	3,896
(36,290)	EPR Properties (REIT)	Barclays Bank	29,983
(18,978)	EPR Properties (REIT)	Goldman Sachs	9,869
(13,282)	EPR Properties (REIT)	HSBC	12,485
(5,230)	EPR Properties (REIT)	Morgan Stanley	4,393
(12,009)	EQRx Inc	Barclays Bank	2,522
(28,332)	EQRx Inc	HSBC	3,117
(4,650)	EQRx Inc	Morgan Stanley	977
(871)	EQT Corp	Bank of America Merrill Lynch	44
4,158	EQT Corp	Bank of America Merrill Lynch	(208)
(6,071)	EQT Corp	Goldman Sachs	304
596	EQT Corp	Goldman Sachs	7
(1,691)	Equifax Inc	Barclays Bank	9,838
(12,853)	Equifax Inc	Goldman Sachs	(42,029)
(31)	Equinix Inc (REIT)	HSBC	(713)
(540)	Equinix Inc (REIT)	Morgan Stanley	(6,788)
(12,079)	Equitable Holdings Inc	Bank of America Merrill Lynch	(6,262)

保有高	銘柄	取引相手	未実現純評価益 ／(損) (米ドル)
	米国(続き)		
(67,123)	Equitable Holdings Inc	Barclays Bank	27,023
(8,672)	Equitable Holdings Inc	Goldman Sachs	(7,198)
(11,812)	Equitable Holdings Inc	Morgan Stanley	4,961
15,911	Equitrans Midstream Corp	Bank of America Merrill Lynch	44,710
31,915	Equitrans Midstream Corp	Barclays Bank	78,830
(14,339)	Equitrans Midstream Corp	Goldman Sachs	(40,293)
21,139	Equitrans Midstream Corp	HSBC	65,742
(41,936)	Equitrans Midstream Corp	HSBC	(130,421)
71,290	Equitrans Midstream Corp	Morgan Stanley	176,086
4,810	Equity Bancshares Inc 'A'	Bank of America Merrill Lynch	6,686
3,029	Equity Bancshares Inc 'A'	Barclays Bank	(454)
4,916	Equity Bancshares Inc 'A'	Goldman Sachs	6,833
7,008	Equity Bancshares Inc 'A'	HSBC	12,054
3,896	Equity Bancshares Inc 'A'	Morgan Stanley	(584)
(3,838)	Equity Commonwealth (REIT)	Bank of America Merrill Lynch	(192)
(39,767)	Equity Commonwealth (REIT)	Barclays Bank	28,082
(31,380)	Equity Commonwealth (REIT)	Goldman Sachs	(1,569)
(26,644)	Equity Commonwealth (REIT)	HSBC	1,031
(35,146)	Equity Commonwealth (REIT)	Morgan Stanley	24,105
26,136	Equity LifeStyle Properties Inc (REIT)	Barclays Bank	(46,522)
43,184	Equity LifeStyle Properties Inc (REIT)	Goldman Sachs	(218,079)
7,196	Equity LifeStyle Properties Inc (REIT)	Morgan Stanley	(12,809)
53,051	Equity Residential (REIT)	Barclays Bank	(31,830)
66,146	Equity Residential (REIT)	Goldman Sachs	(79,938)
10,039	Equity Residential (REIT)	HSBC	(17,869)
7,999	Erasca Inc	Barclays Bank	(1,920)
6,393	Erasca Inc	Goldman Sachs	(1,790)
7,312	Erasca Inc	HSBC	(1,316)
(907)	Erie Indemnity Co 'A'	Bank of America Merrill Lynch	11,338
(5,842)	Erie Indemnity Co 'A'	Barclays Bank	58,887
(1,652)	Erie Indemnity Co 'A'	Goldman Sachs	20,651
(2,480)	Erie Indemnity Co 'A'	HSBC	35,067
(696)	Erie Indemnity Co 'A'	Morgan Stanley	7,015
2,782	Ermenegildo Zegna NV	Bank of America Merrill Lynch	(3,505)
17,043	Ermenegildo Zegna NV	Barclays Bank	(15,850)
31,943	Ermenegildo Zegna NV	Goldman Sachs	(40,248)
16,224	Ermenegildo Zegna NV	HSBC	(19,307)
13,697	Ermenegildo Zegna NV	Morgan Stanley	(12,738)
8,279	Eros Media World Plc	Bank of America Merrill Lynch	—
20,591	Eros Media World Plc	Barclays Bank	—
20,674	Eros Media World Plc	Goldman Sachs	—
2,838	Eros Media World Plc	HSBC	—
6,412	Eros Media World Plc	Morgan Stanley	—
(10,903)	Esab Corp	Barclays Bank	6,869
(19,859)	Esab Corp	Goldman Sachs	19,859

保有高	銘柄	取引相手	未実現純評価益 ／(損) (米ドル)
	米国(続き)		
(6,055)	Esab Corp	HSBC	(1,332)
(1,361)	Esab Corp	Morgan Stanley	857
25,192	Esc War Ind*, π	Barclays Bank	—
63,725	Esc War Ind*	Goldman Sachs	(2,226)
41,059	Esc War Ind*, π	Morgan Stanley	—
(13,745)	Escalade Inc	Bank of America Merrill Lynch	(962)
(5,486)	Escalade Inc	Barclays Bank	1,481
(8,717)	Escalade Inc	Goldman Sachs	(610)
(15,527)	Escalade Inc	Morgan Stanley	4,192
(2,373)	ESCO Technologies Inc	Bank of America Merrill Lynch	7,481
(8,864)	ESCO Technologies Inc	Barclays Bank	32,620
(939)	ESCO Technologies Inc	Goldman Sachs	4,770
(2,407)	ESCO Technologies Inc	HSBC	11,608
(3,874)	ESCO Technologies Inc	Morgan Stanley	12,961
(40,015)	Escrow New York (REIT)*	Bank of America Merrill Lynch	(749,081)
(39,940)	Escrow New York (REIT)*	Goldman Sachs	(747,637)
(21,172)	Escrow New York (REIT)*	Morgan Stanley	(396,340)
(59,220)	Esperion Therapeutics Inc	Bank of America Merrill Lynch	19,246
(13,378)	Esquire Financial Holdings Inc	Barclays Bank	(6,421)
(4,085)	Esquire Financial Holdings Inc	Goldman Sachs	(11,806)
(2,594)	Esquire Financial Holdings Inc	HSBC	(9,987)
(18,213)	ESS Tech Inc	HSBC	(1,093)
(17,136)	ESS Tech Inc	Morgan Stanley	857
2,693	ESSA Bancorp Inc	Barclays Bank	3,528
5,380	ESSA Bancorp Inc	Goldman Sachs	8,823
15,627	ESSA Bancorp Inc	HSBC	12,502
7,575	ESSA Bancorp Inc	Morgan Stanley	9,923
18,684	Essent Group Ltd	Barclays Bank	3,550
11,095	Essent Group Ltd	Goldman Sachs	5,437
2,418	Essential Properties Realty Trust Inc (REIT)	Bank of America Merrill Lynch	(1,223)
29,620	Essential Properties Realty Trust Inc (REIT)	Goldman Sachs	(28,731)
40,551	Essential Properties Realty Trust Inc (REIT)	HSBC	(49,067)
1,088	Essential Properties Realty Trust Inc (REIT)	Morgan Stanley	177
10,928	Essential Utilities Inc	Bank of America Merrill Lynch	(17,157)
29,334	Essential Utilities Inc	Barclays Bank	(2,347)
8,951	Essential Utilities Inc	Goldman Sachs	(14,053)
13,223	Essential Utilities Inc	HSBC	(31,735)
21,563	Essential Utilities Inc	Morgan Stanley	(1,725)
(966)	Essex Property Trust Inc (REIT)	Barclays Bank	(4,985)
(236)	Essex Property Trust Inc (REIT)	Morgan Stanley	(1,218)
(2,795)	Estee Lauder Cos Inc 'A'	Bank of America Merrill Lynch	22,578
(3,515)	Estee Lauder Cos Inc 'A'	Barclays Bank	33,309
(7,113)	Estee Lauder Cos Inc 'A'	Goldman Sachs	107,264

保有高	銘柄	取引相手	未実現純評価益 ／(損) (米ドル)
	米国(続き)		
(7,948)	Estee Lauder Cos Inc ' A'	HSBC	58,932
(5,668)	Estee Lauder Cos Inc ' A'	Morgan Stanley	57,402
16,580	Ethan Allen Interiors Inc	Barclays Bank	(26,694)
11,382	Ethan Allen Interiors Inc	Goldman Sachs	(22,309)
6,854	Ethan Allen Interiors Inc	HSBC	(12,543)
(17,433)	Eton Pharmaceuticals Inc	Barclays Bank	(6,799)
2,040	Etsy Inc	Bank of America Merrill Lynch	(31,253)
2,930	Etsy Inc	Barclays Bank	(21,946)
875	Etsy Inc	Goldman Sachs	(13,405)
9,327	Etsy Inc	HSBC	(95,602)
6,175	Etsy Inc	Morgan Stanley	(46,251)
2,623	Euronet Worldwide Inc	Bank of America Merrill Lynch	(4,643)
246	Euronet Worldwide Inc	Barclays Bank	(2,534)
1,542	Euronet Worldwide Inc	Goldman Sachs	(2,730)
5,795	Euronet Worldwide Inc	HSBC	(14,140)
3,335	Euronet Worldwide Inc	Morgan Stanley	(34,351)
(7,175)	European Wax Center Inc ' A'	Bank of America Merrill Lynch	(1,721)
(14,417)	European Wax Center Inc ' A'	Barclays Bank	1,526
(4,809)	European Wax Center Inc ' A'	Morgan Stanley	63
235	Evans Bancorp Inc	Bank of America Merrill Lynch	(105)
13,647	Evans Bancorp Inc	Barclays Bank	614
8,500	Evans Bancorp Inc	Goldman Sachs	(3,783)
2,287	Evans Bancorp Inc	HSBC	(3,922)
4,196	Evans Bancorp Inc	Morgan Stanley	189
34,387	Eventbrite Inc ' A'	Barclays Bank	(6,534)
26,027	Eventbrite Inc ' A'	Goldman Sachs	7,027
20,443	Eventbrite Inc ' A'	HSBC	17,990
6,672	Everbridge Inc	Bank of America Merrill Lynch	(10,141)
4,994	Everbridge Inc	Barclays Bank	(4,994)
9,413	Everbridge Inc	Goldman Sachs	(14,308)
9,788	Everbridge Inc	HSBC	(5,579)
6,869	Everbridge Inc	Morgan Stanley	(6,869)
(60,073)	EverCommerce Inc	Morgan Stanley	19,824
2,911	Evercore Inc ' A'	Bank of America Merrill Lynch	3,639
8,078	Evercore Inc ' A'	Barclays Bank	(11,148)
5,427	Evercore Inc ' A'	Goldman Sachs	6,784
5,197	Evercore Inc ' A'	HSBC	7,743
9,955	Evercore Inc ' A'	Morgan Stanley	(13,738)
2,320	Everest Re Group Ltd	Bank of America Merrill Lynch	(62,692)
6,261	Everest Re Group Ltd	Barclays Bank	(69,097)
3,130	Everest Re Group Ltd	Goldman Sachs	(90,781)
1,069	Everest Re Group Ltd	HSBC	(24,536)
2,311	Everest Re Group Ltd	Morgan Stanley	(25,514)
528	Evergy Inc	Bank of America Merrill Lynch	(2,387)
4,692	Evergy Inc	Barclays Bank	(8,821)

保有高	銘柄	取引相手	未実現純評価益 ／(損) (米ドル)
	米国(続き)		
29,948	Evergy Inc	Goldman Sachs	(135,365)
48,398	Evergy Inc	HSBC	(235,214)
4,712	Everi Holdings Inc	Bank of America Merrill Lynch	(6,267)
17,577	Everi Holdings Inc	Barclays Bank	(21,092)
47,485	Everi Holdings Inc	Goldman Sachs	(62,984)
14,795	Everi Holdings Inc	HSBC	(18,276)
9,451	Everi Holdings Inc	Morgan Stanley	(11,341)
12,491	EverQuote Inc ' A'	Barclays Bank	3,123
8,479	EverQuote Inc ' A'	Goldman Sachs	18,357
4,095	Eversource Energy	Bank of America Merrill Lynch	(34,848)
31,384	Eversource Energy	Barclays Bank	(138,717)
48,230	Eversource Energy	Goldman Sachs	(410,437)
36,379	Eversource Energy	HSBC	(306,311)
7,179	Eversource Energy	Morgan Stanley	(31,731)
(3,118)	Everspin Technologies Inc	Barclays Bank	(2,900)
(7,448)	Everspin Technologies Inc	Goldman Sachs	(9,980)
(9,295)	EVERTEC Inc	Goldman Sachs	10,596
(2,995)	EVI Industries Inc	Barclays Bank	2,516
8,581	Evolent Health Inc ' A'	Barclays Bank	(31,406)
(6,639)	Evolus Inc	Bank of America Merrill Lynch	8,232
(7,090)	Evolus Inc	Goldman Sachs	8,792
(10,962)	Evolus Inc	HSBC	(1,644)
(14,706)	Evolution Petroleum Corp	Goldman Sachs	(7,500)
(3,617)	Evolv Technologies Holdings Inc	Goldman Sachs	(1,266)
(57,260)	Evolv Technologies Holdings Inc	HSBC	(92,761)
(30,621)	Evolv Technologies Holdings Inc	Morgan Stanley	10,411
5,822	EW Scripps Co ' A'	Bank of America Merrill Lynch	58
15,059	EW Scripps Co ' A'	Barclays Bank	(1,355)
2,695	EW Scripps Co ' A'	Goldman Sachs	(261)
2,107	Exact Sciences Corp	Bank of America Merrill Lynch	(1,854)
(1,955)	Exact Sciences Corp	Barclays Bank	6,960
207	Exact Sciences Corp	Goldman Sachs	(182)
6,019	Exagen Inc	Bank of America Merrill Lynch	1,204
5,145	Exagen Inc	Barclays Bank	(669)
8,829	Exagen Inc	Goldman Sachs	1,766
4,780	Exagen Inc	HSBC	860
(5,926)	Excelerate Energy Inc ' A'	Bank of America Merrill Lynch	12,376
(6,810)	Excelerate Energy Inc ' A'	Barclays Bank	8,798
(4,555)	Excelerate Energy Inc ' A'	HSBC	14,092
(16,209)	Excelerate Energy Inc ' A'	Morgan Stanley	20,616
932	Exelixis Inc	Bank of America Merrill Lynch	(373)
42,599	Exelixis Inc	Barclays Bank	(28,542)
51,401	Exelixis Inc	HSBC	3,598
40,551	Exelixis Inc	Morgan Stanley	(27,169)
8,046	Exelon Corp	Bank of America Merrill Lynch	(12,351)

保有高	銘柄	取引相手	未実現純評価益 ／(損) (米ドル)
	米国(続き)		
3,954	Exelon Corp	Barclays Bank	(3,539)
(16,221)	Exelon Corp	Barclays Bank	14,518
(6,940)	Exelon Corp	Goldman Sachs	775
8,893	Exelon Corp	HSBC	(6,625)
(505)	Exelon Corp	HSBC	143
13,295	Exelon Corp	Morgan Stanley	(11,899)
912	ExlService Holdings Inc	Bank of America Merrill Lynch	(1,067)
10,926	ExlService Holdings Inc	Barclays Bank	(54,084)
4,306	ExlService Holdings Inc	Goldman Sachs	(5,038)
3,439	ExlService Holdings Inc	HSBC	2,555
16,543	ExlService Holdings Inc	Morgan Stanley	(81,889)
13,231	eXp World Holdings Inc	Goldman Sachs	27,520
10,523	eXp World Holdings Inc	HSBC	25,150
(1,879)	Expedia Group Inc	Bank of America Merrill Lynch	3,417
(2,150)	Expedia Group Inc	Barclays Bank	2,638
(1,355)	Expedia Group Inc	Goldman Sachs	(544)
4,082	Expedia Group Inc	HSBC	8,491
(689)	Expedia Group Inc	HSBC	1,683
7,684	Expedia Group Inc	Morgan Stanley	(17,366)
(2,532)	Expedia Group Inc	Morgan Stanley	(3,144)
(13,624)	Expeditors International of Washington Inc	Bank of America Merrill Lynch	26,704
(5,757)	Expeditors International of Washington Inc	Barclays Bank	21,301
(437)	Expeditors International of Washington Inc	Goldman Sachs	655
(6,037)	Expeditors International of Washington Inc	HSBC	29,628
(10,740)	Expeditors International of Washington Inc	Morgan Stanley	39,885
23,854	Expensify Inc ' A'	Bank of America Merrill Lynch	18,845
6,624	Expensify Inc ' A'	Barclays Bank	(596)
7,505	Expensify Inc ' A'	Goldman Sachs	5,929
40,729	Expensify Inc ' A'	HSBC	(29,325)
20,726	Expensify Inc ' A'	Morgan Stanley	(1,865)
4,546	Exponent Inc	Bank of America Merrill Lynch	27,321
3,410	Exponent Inc	Barclays Bank	8,355
11,094	Exponent Inc	HSBC	47,371
10,667	Exponent Inc	Morgan Stanley	26,134
(13,914)	Express Inc	Bank of America Merrill Lynch	3,145
(68,444)	Express Inc	Goldman Sachs	15,468
(28,132)	Express Inc	HSBC	8,285
(2,896)	Expro Group Holdings NV	Barclays Bank	2,896
(7,031)	Expro Group Holdings NV	Goldman Sachs	10,054
(4,845)	Expro Group Holdings NV	HSBC	5,669
(12,371)	Expro Group Holdings NV	Morgan Stanley	12,371
2,312	Extra Space Storage Inc (REIT)	Barclays Bank	(8,655)
1,256	Extra Space Storage Inc (REIT)	Morgan Stanley	(5,363)
6,664	Extreme Networks Inc	Bank of America Merrill Lynch	22,524
10,826	Extreme Networks Inc	Barclays Bank	14,074

保有高	銘柄	取引相手	未実現純評価益 ／ (損) (米ドル)
	米国 (続き)		
29,695	Extreme Networks Inc	Morgan Stanley	38,603
(5,041)	Exxon Mobil Corp	Bank of America Merrill Lynch	12,451
(5,121)	Exxon Mobil Corp	Barclays Bank	12,137
(1,552)	Exxon Mobil Corp	HSBC	(137)
(15,152)	Exxon Mobil Corp	Morgan Stanley	35,910
6,764	Eyenovia Inc	HSBC	1,457
(1,491)	EyePoint Pharmaceuticals Inc	Bank of America Merrill Lynch	60
(133)	EyePoint Pharmaceuticals Inc	Barclays Bank	124
10,689	EZCORP Inc ' A'	Bank of America Merrill Lynch	(2,248)
50,892	EZCORP Inc ' A'	Barclays Bank	(11,451)
40,698	EZCORP Inc ' A'	Goldman Sachs	(7,538)
15,378	EZCORP Inc ' A'	Morgan Stanley	269
13,160	F&G Annuities & Life Inc	Bank of America Merrill Lynch	28,689
4,046	F&G Annuities & Life Inc	HSBC	13,837
3,677	F&G Annuities & Life Inc	Morgan Stanley	(809)
(78,014)	F45 Training Holdings Inc	Goldman Sachs	(13,262)
(1,622)	F5 Inc	Barclays Bank	(5,693)
(4,989)	F5 Inc	Goldman Sachs	(41,508)
(4,586)	F5 Inc	HSBC	(60,627)
983	F5 Inc	Morgan Stanley	3,450
6,658	Fabrinet	HSBC	164,386
582	FactSet Research Systems Inc	Bank of America Merrill Lynch	(4,324)
3,004	FactSet Research Systems Inc	Barclays Bank	(28,989)
1,040	FactSet Research Systems Inc	HSBC	(14,633)
928	FactSet Research Systems Inc	Morgan Stanley	(8,955)
131	Fair Isaac Corp	Bank of America Merrill Lynch	4,641
(303)	Fair Isaac Corp	Barclays Bank	(4,497)
136	Fair Isaac Corp	Barclays Bank	2,018
(227)	Fair Isaac Corp	Goldman Sachs	(8,043)
57	Fair Isaac Corp	Goldman Sachs	1,502
62	Fair Isaac Corp	HSBC	2,218
245	Fair Isaac Corp	Morgan Stanley	3,636
(65,927)	Faraday Future Intelligent Electric Inc	Morgan Stanley	(1,220)
(2,282)	Farmer Bros Co	Goldman Sachs	593
(11,384)	Farmer Bros Co	Morgan Stanley	3,188
(14,446)	Farmers & Merchants Bancorp Inc	Bank of America Merrill Lynch	(27,592)
(17,515)	Farmers & Merchants Bancorp Inc	Barclays Bank	19,266
(18,083)	Farmers National Banc Corp	Bank of America Merrill Lynch	(13,743)
(15,842)	Farmers National Banc Corp	Barclays Bank	(317)
(37,875)	Farmers National Banc Corp	HSBC	(25,348)
(9,505)	Farmers National Banc Corp	Morgan Stanley	(190)
(21,503)	Farmland Partners Inc (REIT)	Bank of America Merrill Lynch	(12,619)
(38,187)	Farmland Partners Inc (REIT)	Barclays Bank	(8,783)
(43,365)	Farmland Partners Inc (REIT)	Goldman Sachs	(25,152)
(12,335)	Farmland Partners Inc (REIT)	HSBC	(8,157)

保有高	銘柄	取引相手	未実現純評価益 ／(損) (米ドル)
	米国 (続き)		
(38,910)	Farmland Partners Inc (REIT)	Morgan Stanley	(8,949)
(4,875)	FARO Technologies Inc	Bank of America Merrill Lynch	(19,939)
(8,272)	FARO Technologies Inc	Barclays Bank	(15,220)
(7,377)	FARO Technologies Inc	Goldman Sachs	(30,172)
(10,819)	FARO Technologies Inc	HSBC	(33,651)
(8,270)	FARO Technologies Inc	Morgan Stanley	(15,217)
(64,263)	Fastenal Co	Barclays Bank	82,257
(54,949)	Fastenal Co	HSBC	12,638
13,265	Fastly Inc ' A'	Barclays Bank	36,346
13,628	Fate Therapeutics Inc	Bank of America Merrill Lynch	(2,807)
19,576	Fate Therapeutics Inc	Barclays Bank	(4,502)
7,561	Fate Therapeutics Inc	Goldman Sachs	(2,495)
21,768	Fate Therapeutics Inc	HSBC	(9,796)
19,807	Fate Therapeutics Inc	Morgan Stanley	(4,556)
72	Fathom Holdings Inc	Barclays Bank	(12)
59	Fathom Holdings Inc	Goldman Sachs	11
820	FB Financial Corp	Bank of America Merrill Lynch	1,287
28,830	FB Financial Corp	Barclays Bank	(25,082)
17	Federal Agricultural Mortgage Corp ' C'	Bank of America Merrill Lynch	(31)
7,124	Federal Agricultural Mortgage Corp ' C'	Barclays Bank	(35,264)
329	Federal Agricultural Mortgage Corp ' C'	HSBC	1,995
148	Federal Agricultural Mortgage Corp ' C'	Morgan Stanley	(219)
5,038	Federal Realty Investment Trust (REIT)	Bank of America Merrill Lynch	(7,297)
12,412	Federal Realty Investment Trust (REIT)	Barclays Bank	(16,111)
10,181	Federal Realty Investment Trust (REIT)	Goldman Sachs	(21,329)
2,973	Federal Realty Investment Trust (REIT)	HSBC	(12,248)
3,729	Federal Realty Investment Trust (REIT)	Morgan Stanley	(11,034)
1,977	Federal Signal Corp	Bank of America Merrill Lynch	(731)
20,194	Federal Signal Corp	Barclays Bank	(39,984)
14,051	Federal Signal Corp	Goldman Sachs	(5,199)
854	Federal Signal Corp	HSBC	(272)
929	Federal Signal Corp	Morgan Stanley	(1,839)
8,734	Federated Hermes Inc	Bank of America Merrill Lynch	(24,979)
2,965	Federated Hermes Inc	Barclays Bank	(5,752)
(1,891)	Federated Hermes Inc	Goldman Sachs	5,408
11,394	Federated Hermes Inc	Goldman Sachs	(32,587)
(8,920)	Federated Hermes Inc	HSBC	39,783
2,450	Federated Hermes Inc	HSBC	(8,644)
(1,149)	Federated Hermes Inc	Morgan Stanley	2,229
32,463	Federated Hermes Inc	Morgan Stanley	(62,978)
685	FedEx Corp	Bank of America Merrill Lynch	(1,802)
2,344	FedEx Corp	Barclays Bank	(18,566)
976	FedEx Corp	Morgan Stanley	(4,256)
8,678	Fennec Pharmaceuticals Inc	Goldman Sachs	(1,866)
23,394	Fennec Pharmaceuticals Inc	Morgan Stanley	1,287

保有高	銘柄	取引相手	未実現純評価益 ／ (損) (米ドル)
	米国 (続き)		
(13,507)	Ferguson Plc	Barclays Bank	61,592
(20,829)	Ferguson Plc	Goldman Sachs	31,243
(14,236)	Ferguson Plc	HSBC	(72,888)
(3,409)	Ferguson Plc	Morgan Stanley	15,545
3,605	FibroGen Inc	Bank of America Merrill Lynch	(1,911)
20,620	FibroGen Inc	Goldman Sachs	(10,929)
491	Fidelity D&D Bancorp Inc	Barclays Bank	(489)
220	Fidelity D&D Bancorp Inc	Goldman Sachs	(193)
264	Fidelity D&D Bancorp Inc	HSBC	(912)
140	Fidelity D&D Bancorp Inc	Morgan Stanley	(139)
(3,187)	Fidelity National Financial Inc	Barclays Bank	1,020
(13,680)	Fidelity National Financial Inc	Goldman Sachs	(958)
(13,383)	Fidelity National Financial Inc	HSBC	(3,295)
(28,137)	Fidelity National Financial Inc	Morgan Stanley	9,004
6,307	Fidelity National Information Services Inc	Bank of America Merrill Lynch	(7,089)
18,942	Fidelity National Information Services Inc	Barclays Bank	(71,979)
16,425	Fidelity National Information Services Inc	Goldman Sachs	(30,918)
12,802	Fidelity National Information Services Inc	HSBC	(25,000)
16,573	Fidelity National Information Services Inc	Morgan Stanley	(62,978)
10,770	Fiesta Restaurant Group Inc	Barclays Bank	(539)
2,988	Fiesta Restaurant Group Inc	Goldman Sachs	269
7,108	Fiesta Restaurant Group Inc	HSBC	1,102
16,274	Fiesta Restaurant Group Inc	Morgan Stanley	(814)
(28,327)	Fifth Third Bancorp	Bank of America Merrill Lynch	(14,660)
(36,569)	Fifth Third Bancorp	Barclays Bank	17,672
(19,931)	Fifth Third Bancorp	HSBC	(10,763)
(39,738)	Fifth Third Bancorp	Morgan Stanley	20,789
(11,153)	Figs Inc ' A'	HSBC	(6,357)
(12,491)	Figs Inc ' A'	Morgan Stanley	(4,497)
(15,926)	Finance Of America Cos Inc ' A'	HSBC	637
(57,847)	Finance Of America Cos Inc ' A'	Morgan Stanley	(1,735)
23,544	Financial Institutions Inc	Bank of America Merrill Lynch	2,825
31,296	Financial Institutions Inc	Barclays Bank	(6,572)
24,479	Financial Institutions Inc	Goldman Sachs	2,937
6,088	Financial Institutions Inc	HSBC	3,348
8,306	Financial Institutions Inc	Morgan Stanley	(1,744)
2,170	Finwise Bancorp	Goldman Sachs	(195)
2,429	Finwise Bancorp	HSBC	(874)
(17,968)	First Advantage Corp	Bank of America Merrill Lynch	(3,234)
(37,451)	First Advantage Corp	HSBC	(24,718)
(3,010)	First Advantage Corp	Morgan Stanley	211
(10,731)	First American Financial Corp	Bank of America Merrill Lynch	12,341
(4,233)	First American Financial Corp	Barclays Bank	(1,947)
(75,974)	First American Financial Corp	HSBC	225,643
(13,185)	First Bancorp	Bank of America Merrill Lynch	(37,314)

保有高	銘柄	取引相手	未実現純評価益 ／(損) (米ドル)
	米国 (続き)		
(28,835)	First Bancorp	Barclays Bank	4,902
(19,772)	First Bancorp	Goldman Sachs	(55,955)
(15,908)	First Bancorp	HSBC	(39,611)
(10,353)	First Bancorp	Morgan Stanley	1,760
(7,216)	First BanCorp	Bank of America Merrill Lynch	(433)
(2,587)	First BanCorp	Barclays Bank	448
(1,852)	First BanCorp	HSBC	228
9,170	First Bancorp Inc	Barclays Bank	(6,144)
6,410	First Bancorp Inc	Goldman Sachs	5,256
834	First Bancorp Inc	HSBC	676
9,026	First Bancorp Inc	Morgan Stanley	(6,047)
24,143	First Bancshares Inc	Barclays Bank	4,587
5,165	First Bancshares Inc	Goldman Sachs	9,194
19,544	First Bancshares Inc	HSBC	27,166
44,526	First Bank	Bank of America Merrill Lynch	14,694
28,892	First Bank	Barclays Bank	(5,778)
16,391	First Bank	Goldman Sachs	5,409
13,808	First Bank	HSBC	16,155
4,997	First Bank	Morgan Stanley	(999)
9,129	First Busey Corp	Bank of America Merrill Lynch	12,095
49,201	First Busey Corp	Barclays Bank	12,230
31,103	First Busey Corp	Goldman Sachs	46,032
28,919	First Busey Corp	HSBC	41,395
22,628	First Busey Corp	Morgan Stanley	5,883
1,116	First Business Financial Services Inc	Bank of America Merrill Lynch	2,020
18,013	First Business Financial Services Inc	Barclays Bank	(721)
22,046	First Business Financial Services Inc	Goldman Sachs	39,903
14,181	First Business Financial Services Inc	HSBC	26,660
726	First Capital Inc	Bank of America Merrill Lynch	577
218	First Capital Inc	Barclays Bank	73
186	First Capital Inc	Morgan Stanley	62
(1,017)	First Citizens BancShares Inc ' A'	Barclays Bank	45,531
(166)	First Citizens BancShares Inc ' A'	HSBC	(28,537)
(99)	First Citizens BancShares Inc ' A'	Morgan Stanley	4,432
(24,711)	First Commonwealth Financial Corp	Bank of America Merrill Lynch	(9,989)
(12,837)	First Commonwealth Financial Corp	Barclays Bank	2,576
(5,922)	First Commonwealth Financial Corp	HSBC	(5,056)
(9,983)	First Commonwealth Financial Corp	Morgan Stanley	1,997
11,100	First Community Bankshares Inc	Barclays Bank	10,878
11,024	First Community Bankshares Inc	Goldman Sachs	33,954
36,486	First Community Bankshares Inc	HSBC	133,174
3,137	First Community Corp	Barclays Bank	643
12,834	First Community Corp	Morgan Stanley	2,631
(1,320)	First Financial Bancorp	Barclays Bank	581
(52,236)	First Financial Bancorp	Goldman Sachs	(31,342)

保有高	銘柄	取引相手	未実現純評価益 ／ (損) (米ドル)
	米国 (続き)		
(10,464)	First Financial Bankshares Inc	Barclays Bank	12,034
(30,260)	First Financial Bankshares Inc	Goldman Sachs	(13,012)
(11,509)	First Financial Bankshares Inc	HSBC	2,417
18,084	First Financial Corp	Bank of America Merrill Lynch	7,853
14,756	First Financial Corp	Barclays Bank	(10,939)
8,819	First Financial Corp	Goldman Sachs	3,969
6,417	First Financial Corp	HSBC	5,641
4,064	First Financial Corp	Morgan Stanley	(2,967)
10,580	First Financial Northwest Inc	Bank of America Merrill Lynch	4,126
33,075	First Financial Northwest Inc	Goldman Sachs	12,899
41,580	First Foundation Inc	Barclays Bank	(16,216)
(2,362)	First Guaranty Bancshares Inc	Bank of America Merrill Lynch	(1,925)
(2,425)	First Guaranty Bancshares Inc	Morgan Stanley	(497)
1,625	First Hawaiian Inc	Bank of America Merrill Lynch	569
(34,656)	First Hawaiian Inc	Barclays Bank	25,299
4,917	First Hawaiian Inc	Barclays Bank	(3,589)
(12,859)	First Hawaiian Inc	Goldman Sachs	(4,501)
8,114	First Hawaiian Inc	HSBC	(3,651)
11,074	First Hawaiian Inc	Morgan Stanley	(8,084)
(17,047)	First Horizon Corp	Bank of America Merrill Lynch	(6,989)
(1,508)	First Industrial Realty Trust Inc (REIT)	Bank of America Merrill Lynch	694
10,314	First Industrial Realty Trust Inc (REIT)	Barclays Bank	2,785
51,594	First Industrial Realty Trust Inc (REIT)	Goldman Sachs	(23,733)
(1,778)	First Industrial Realty Trust Inc (REIT)	Goldman Sachs	818
(22,587)	First Industrial Realty Trust Inc (REIT)	HSBC	34,106
5,616	First Internet Bancorp	Bank of America Merrill Lynch	5,223
9,363	First Internet Bancorp	Barclays Bank	3,839
8,440	First Internet Bancorp	Goldman Sachs	7,849
2,066	First Internet Bancorp	HSBC	3,568
13,441	First Internet Bancorp	Morgan Stanley	5,511
6,429	First Interstate BancSystem Inc ' A'	Bank of America Merrill Lynch	2,957
19,990	First Interstate BancSystem Inc ' A'	Barclays Bank	(16,192)
54,384	First Interstate BancSystem Inc ' A'	Goldman Sachs	19,969
16,877	First Interstate BancSystem Inc ' A'	HSBC	9,669
4,540	First Interstate BancSystem Inc ' A'	Morgan Stanley	(3,677)
(9,972)	First Merchants Corp	Barclays Bank	1,596
(24,191)	First Mid Bancshares Inc	Bank of America Merrill Lynch	(35,803)
(29,242)	First Mid Bancshares Inc	Goldman Sachs	(43,278)
(12,827)	First Mid Bancshares Inc	Morgan Stanley	(4,233)
51,778	First Northwest Bancorp	Bank of America Merrill Lynch	50,484
4,939	First Northwest Bancorp	Barclays Bank	3,680
9,608	First Northwest Bancorp	Goldman Sachs	9,368
10,821	First of Long Island Corp	Barclays Bank	(1,731)
10,236	First of Long Island Corp	Goldman Sachs	6,449
13,843	First of Long Island Corp	HSBC	6,229

保有高	銘柄	取引相手	未実現純評価益 ／(損) (米ドル)
	米国 (続き)		
17,845	First of Long Island Corp	Morgan Stanley	(2,855)
16,901	First Savings Financial Group Inc	Bank of America Merrill Lynch	15,718
1,916	First Savings Financial Group Inc	Barclays Bank	(594)
6,417	First Savings Financial Group Inc	Goldman Sachs	5,968
776	First Savings Financial Group Inc	HSBC	31
(519)	First Solar Inc	Barclays Bank	93
(2,257)	First Solar Inc	Goldman Sachs	45,321
(867)	First Solar Inc	Morgan Stanley	156
3,579	First United Corp	Barclays Bank	895
20,001	First United Corp	Goldman Sachs	16,001
13,494	First United Corp	Morgan Stanley	3,374
7,394	First Watch Restaurant Group Inc	Bank of America Merrill Lynch	2,884
14,272	First Watch Restaurant Group Inc	Barclays Bank	(7,850)
6,188	First Watch Restaurant Group Inc	Goldman Sachs	2,413
6,317	First Watch Restaurant Group Inc	Morgan Stanley	(3,474)
1,556	First Western Financial Inc	Barclays Bank	(78)
4,033	First Western Financial Inc	Goldman Sachs	6,856
6,352	First Western Financial Inc	HSBC	9,909
5,913	FirstCash Holdings Inc	Barclays Bank	(13,541)
823	FirstCash Holdings Inc	Morgan Stanley	(1,885)
(18,789)	FirstEnergy Corp	Bank of America Merrill Lynch	33,257
(24,053)	FirstEnergy Corp	Barclays Bank	20,445
(47,612)	FirstEnergy Corp	Goldman Sachs	84,273
(97,132)	FirstEnergy Corp	HSBC	199,121
(41,090)	FirstEnergy Corp	Morgan Stanley	34,926
(25,048)	Fiserv Inc	Barclays Bank	212,907
(10,153)	Fiserv Inc	Goldman Sachs	88,128
(4,754)	Fiserv Inc	HSBC	40,219
(5,087)	Fiserv Inc	Morgan Stanley	43,239
4,309	Five Below Inc	Bank of America Merrill Lynch	(114,404)
6,130	Five Below Inc	Barclays Bank	(83,429)
3,458	Five Below Inc	Goldman Sachs	(91,810)
2,354	Five Below Inc	HSBC	(57,179)
4,222	Five Below Inc	Morgan Stanley	(57,462)
(7,172)	Five Star Bancorp	Bank of America Merrill Lynch	(6,670)
(5,776)	Five Star Bancorp	Barclays Bank	3,292
(6,296)	Five Star Bancorp	HSBC	378
8,529	Five9 Inc	Barclays Bank	2,047
1,287	Five9 Inc	Goldman Sachs	10,298
4,645	Five9 Inc	HSBC	39,853
3,451	Five9 Inc	Morgan Stanley	829
(2,708)	FleetCor Technologies Inc	Bank of America Merrill Lynch	9,749
(4,298)	FleetCor Technologies Inc	Barclays Bank	47,923
(10,383)	FleetCor Technologies Inc	Goldman Sachs	38,166
(250)	FleetCor Technologies Inc	HSBC	2,075

保有高	銘柄	取引相手	未実現純評価益 ／(損) (米ドル)
	米国 (続き)		
(2,125)	FleetCor Technologies Inc	Morgan Stanley	23,694
2,523	FLEX LNG Ltd	Bank of America Merrill Lynch	(4,594)
3,743	FLEX LNG Ltd	Barclays Bank	(4,880)
2,075	FLEX LNG Ltd	Goldman Sachs	(4,980)
4,307	FLEX LNG Ltd	HSBC	(9,054)
2,797	FLEX LNG Ltd	Morgan Stanley	(3,664)
127,668	Flex Ltd	Barclays Bank	131,498
12,658	Flex Ltd	HSBC	59,619
9,636	Flexion Therapeutics*	Morgan Stanley	8,094
(6,217)	Flexsteel Industries Inc	Bank of America Merrill Lynch	(12,123)
(11,802)	Flexsteel Industries Inc	Barclays Bank	(11,566)
(1,067)	Flexsteel Industries Inc	Goldman Sachs	(2,081)
(1,163)	Flexsteel Industries Inc	HSBC	(2,675)
(4,464)	Flexsteel Industries Inc	Morgan Stanley	(4,375)
(535)	Floor & Decor Holdings Inc 'A'	Bank of America Merrill Lynch	(568)
(22,865)	Floor & Decor Holdings Inc 'A'	Barclays Bank	(42,789)
(6,844)	Floor & Decor Holdings Inc 'A'	Goldman Sachs	(3,505)
(7,033)	Floor & Decor Holdings Inc 'A'	HSBC	(2,673)
(1,366)	Floor & Decor Holdings Inc 'A'	Morgan Stanley	(2,541)
(76,369)	Flotek Industries Inc	Bank of America Merrill Lynch	(2,062)
(11,910)	Flotek Industries Inc	Goldman Sachs	(322)
(38,629)	Flotek Industries Inc	HSBC	(1,468)
(72,024)	Flotek Industries Inc	Morgan Stanley	1,952
(31,780)	Flowers Foods Inc	Barclays Bank	13,348
19,336	Flowers Foods Inc	Barclays Bank	(8,121)
(39,812)	Flowers Foods Inc	Goldman Sachs	134,166
(34,879)	Flowers Foods Inc	Morgan Stanley	19,730
19,404	Flowers Foods Inc	Morgan Stanley	(8,150)
1,322	Flowserve Corp	Barclays Bank	(426)
(3,778)	Flowserve Corp	Goldman Sachs	7,254
1,586	Flowserve Corp	Goldman Sachs	(1,062)
8,054	Flowserve Corp	Morgan Stanley	(14,336)
(3,850)	Fluence Energy Inc	Bank of America Merrill Lynch	1,463
(22,108)	Fluence Energy Inc	Barclays Bank	(34,268)
(1,288)	Fluence Energy Inc	Morgan Stanley	(1,996)
1,895	Fluor Corp	Bank of America Merrill Lynch	577
18,701	Fluor Corp	Barclays Bank	(15,883)
8,582	Fluor Corp	Goldman Sachs	170
8,636	Fluor Corp	HSBC	(1,381)
38,886	Fluor Corp	Morgan Stanley	(33,881)
(5,483)	Flushing Financial Corp	Bank of America Merrill Lynch	(11,185)
(14,341)	Flushing Financial Corp	Barclays Bank	(3,585)
(15,040)	Flushing Financial Corp	HSBC	(24,816)
(2,696)	Flushing Financial Corp	Morgan Stanley	(674)
(5,836)	Flywire Corp	Bank of America Merrill Lynch	11,030

保有高	銘柄	取引相手	未実現純評価益 ／(損) (米ドル)
	米国(続き)		
(3,318)	FMC Corp	Barclays Bank	13,490
(223)	FMC Corp	Goldman Sachs	1,474
7,198	FMC Corp	HSBC	(60,535)
(1,910)	FMC Corp	HSBC	16,063
5,999	FMC Corp	Morgan Stanley	(25,676)
(1,076)	FMC Corp	Morgan Stanley	2,867
18,832	FNB Corp	Bank of America Merrill Lynch	12,052
33,425	FNB Corp	Barclays Bank	(3,009)
10,306	FNB Corp	Goldman Sachs	6,596
16,344	FNB Corp	HSBC	10,950
22,268	FNB Corp	Morgan Stanley	(2,004)
(14,416)	Focus Financial Partners Inc 'A'	Bank of America Merrill Lynch	(1,730)
(4,200)	Focus Financial Partners Inc 'A'	Barclays Bank	(126)
(887)	Focus Financial Partners Inc 'A'	Goldman Sachs	(106)
(2,610)	Focus Financial Partners Inc 'A'	HSBC	(355)
(2,995)	Focus Financial Partners Inc 'A'	Morgan Stanley	(90)
(2,780)	Focus Universal Inc	HSBC	1,056
4,127	Foghorn Therapeutics Inc	Goldman Sachs	124
13,572	Foghorn Therapeutics Inc	HSBC	14,251
3,554	FONAR Corp	Goldman Sachs	1,990
1,523	FONAR Corp	Morgan Stanley	(228)
4,544	Foot Locker Inc	Bank of America Merrill Lynch	(6,548)
3,200	Foot Locker Inc	Barclays Bank	(6,272)
593	Foot Locker Inc	Goldman Sachs	(8,498)
17,797	Foot Locker Inc	HSBC	(251,215)
24,293	Ford Motor Co	Bank of America Merrill Lynch	14,809
48,381	Ford Motor Co	Barclays Bank	32,746
20,000	Ford Motor Co	Goldman Sachs	14,995
32,276	Ford Motor Co	HSBC	17,552
9,352	Ford Motor Co	Morgan Stanley	5,892
(19,521)	Forestar Group Inc	Barclays Bank	6,247
(18,254)	Forestar Group Inc	Goldman Sachs	(730)
3,304	FormFactor Inc	Bank of America Merrill Lynch	7,930
13,210	FormFactor Inc	Goldman Sachs	31,704
9,181	FormFactor Inc	HSBC	30,756
6,875	Forrester Research Inc	Barclays Bank	4,950
20,042	Forte Biosciences Inc	Goldman Sachs	(1,302)
10,729	Forte Biosciences Inc	HSBC	(482)
1,964	Fortinet Inc	Bank of America Merrill Lynch	750
333	Fortinet Inc	Barclays Bank	(290)
23,094	Fortinet Inc	Goldman Sachs	2,235
3,683	Fortinet Inc	HSBC	2,341
4,191	Fortinet Inc	Morgan Stanley	(3,646)
8,597	Fortitude Gold Corp	Barclays Bank	(1,706)
19,016	Fortitude Gold Corp	Morgan Stanley	(3,775)

保有高	銘柄	取引相手	未実現純評価益 ／(損) (米ドル)
	米国(続き)		
(57,171)	Fortive Corp	Goldman Sachs	(21,725)
8,792	Fortive Corp	HSBC	10,990
(3,443)	Fortive Corp	Morgan Stanley	1,274
6,142	Fortive Corp	Morgan Stanley	(2,273)
(83,042)	Fortress Biotech Inc	Barclays Bank	(8)
(4,679)	Fortune Brands Innovations Inc	Bank of America Merrill Lynch	23,208
(63,478)	Fortune Brands Innovations Inc	Barclays Bank	243,121
(21,170)	Fortune Brands Innovations Inc	Goldman Sachs	105,003
(23,213)	Fortune Brands Innovations Inc	HSBC	119,315
4,488	Forum Energy Technologies Inc	Bank of America Merrill Lynch	(718)
1,465	Forum Energy Technologies Inc	Barclays Bank	(3,531)
3,123	Forum Energy Technologies Inc	Goldman Sachs	(500)
2,467	Forum Energy Technologies Inc	Morgan Stanley	(5,945)
(6,389)	Forward Air Corp	Barclays Bank	12,970
(2,126)	Forward Air Corp	Goldman Sachs	617
(6,502)	Forward Air Corp	HSBC	2,601
(1,765)	Forward Air Corp	Morgan Stanley	3,583
15,470	Fossil Group Inc	Bank of America Merrill Lynch	(851)
4,038	Fossil Group Inc	Barclays Bank	(20)
26,538	Fossil Group Inc	Goldman Sachs	(1,460)
13,964	Fossil Group Inc	Morgan Stanley	(70)
(2,242)	Four Corners Property Trust Inc (REIT)	Bank of America Merrill Lynch	807
(44,182)	Four Corners Property Trust Inc (REIT)	Barclays Bank	11,046
(21,594)	Four Corners Property Trust Inc (REIT)	Goldman Sachs	7,774
(14,991)	Four Corners Property Trust Inc (REIT)	Morgan Stanley	3,748
9,101	Fox Corp 'A'	Bank of America Merrill Lynch	3,185
60,890	Fox Corp 'A'	Barclays Bank	3,045
129,981	Fox Corp 'A'	Goldman Sachs	45,493
1,108	Fox Corp 'A'	HSBC	(897)
48,493	Fox Corp 'A'	Morgan Stanley	2,424
(4,331)	Fox Factory Holding Corp	Barclays Bank	36,640
(9,766)	Fox Factory Holding Corp	HSBC	67,581
(5,411)	Fox Factory Holding Corp	Morgan Stanley	45,777
(22,152)	Franklin BSP Realty Trust Inc (REIT)	Bank of America Merrill Lynch	(12,848)
(31,809)	Franklin BSP Realty Trust Inc (REIT)	Barclays Bank	1,272
(5,890)	Franklin BSP Realty Trust Inc (REIT)	Goldman Sachs	(3,416)
(13,588)	Franklin BSP Realty Trust Inc (REIT)	HSBC	(10,327)
(1,484)	Franklin BSP Realty Trust Inc (REIT)	Morgan Stanley	59
6,363	Franklin Covey Co	Bank of America Merrill Lynch	1,336
1,194	Franklin Covey Co	Barclays Bank	(752)
17,853	Franklin Covey Co	Goldman Sachs	3,749
5,631	Franklin Covey Co	HSBC	7,095
2,791	Franklin Covey Co	Morgan Stanley	(1,758)
4,814	Franklin Electric Co Inc	Bank of America Merrill Lynch	913
29,435	Franklin Electric Co Inc	Barclays Bank	(42,092)

保有高	銘柄	取引相手	未実現純評価益 ／(損) (米ドル)
	米国(続き)		
2,823	Franklin Electric Co Inc	Goldman Sachs	508
2,784	Franklin Electric Co Inc	HSBC	(2,812)
5,590	Franklin Electric Co Inc	Morgan Stanley	(7,994)
6,567	Franklin Resources Inc	Bank of America Merrill Lynch	(2,824)
8,842	Franklin Resources Inc	Barclays Bank	(4,686)
44,956	Franklin Resources Inc	HSBC	(57,544)
8,765	Franklin Resources Inc	Morgan Stanley	(4,645)
(50,087)	Franklin Street Properties Corp (REIT)	Bank of America Merrill Lynch	(250)
(42,859)	Franklin Street Properties Corp (REIT)	Barclays Bank	3,643
(42,887)	Franklin Street Properties Corp (REIT)	Goldman Sachs	(214)
(82,517)	Franklin Street Properties Corp (REIT)	HSBC	(17,741)
(31,785)	Freeport-McMoRan Inc	Goldman Sachs	82,005
6,351	Freeport-McMoRan Inc	Goldman Sachs	(14,807)
2,285	Freeport-McMoRan Inc	HSBC	(5,101)
(11,542)	FreightCar America Inc	Bank of America Merrill Lynch	1,847
10,595	Fresh Del Monte Produce Inc	Barclays Bank	(2,330)
3,887	Fresh Del Monte Produce Inc	Goldman Sachs	(844)
19,508	Fresh Del Monte Produce Inc	HSBC	(22,434)
824	Fresh Del Monte Produce Inc	Morgan Stanley	(179)
(4,051)	Freshpet Inc	Bank of America Merrill Lynch	31,558
(4,668)	Freshpet Inc	Barclays Bank	20,446
(3,937)	Freshpet Inc	Goldman Sachs	30,669
(1,702)	Freshpet Inc	HSBC	10,076
(544)	Freshpet Inc	Morgan Stanley	2,383
(23,392)	Freshworks Inc ' A'	Bank of America Merrill Lynch	(8,535)
(2,956)	Freshworks Inc ' A'	Barclays Bank	1,537
(27,461)	Freshworks Inc ' A'	HSBC	(15,859)
(28,892)	Freshworks Inc ' A'	Morgan Stanley	13,823
17,538	Frontdoor Inc	Barclays Bank	351
6,582	Frontdoor Inc	Goldman Sachs	(5,964)
24,606	Frontdoor Inc	HSBC	11,565
3,320	Frontdoor Inc	Morgan Stanley	66
(2,149)	Frontier Communications Parent Inc	Bank of America Merrill Lynch	922
(32,345)	Frontier Communications Parent Inc	Barclays Bank	22,642
(54,211)	Frontier Communications Parent Inc	Goldman Sachs	158,296
(24,346)	Frontier Communications Parent Inc	Morgan Stanley	17,042
(3,007)	Frontier Group Holdings Inc	Barclays Bank	(1,113)
(5,348)	Frontier Group Holdings Inc	HSBC	(1,016)
(29,952)	Frontier Group Holdings Inc	Morgan Stanley	(11,082)
(7,928)	Frontline Plc	Barclays Bank	3,647
(1,154)	Frontline Plc	Goldman Sachs	866
(1,447)	Frontline Plc	HSBC	521
(22,732)	Frontline Plc	Morgan Stanley	10,457
2,194	FRP Holdings Inc	Goldman Sachs	(220)
7,554	FS Bancorp Inc	Bank of America Merrill Lynch	906

保有高	銘柄	取引相手	未実現純評価益 ／(損) (米ドル)
	米国 (続き)		
28,414	FS Bancorp Inc	Barclays Bank	(3,126)
2,855	FS Bancorp Inc	Goldman Sachs	343
16,202	FS Bancorp Inc	HSBC	(12,152)
17,285	FS Bancorp Inc	Morgan Stanley	(1,901)
532	F-star Therapeutics Inc*	Goldman Sachs	213
532	F-star Therapeutics Inc*	Goldman Sachs	213
(6,059)	FTC Solar Inc	Bank of America Merrill Lynch	3,423
(74,822)	FTC Solar Inc	Barclays Bank	40,778
(13,195)	FTC Solar Inc	Morgan Stanley	7,191
(663)	FTI Consulting Inc	Bank of America Merrill Lynch	(9,236)
(2,112)	FTI Consulting Inc	Barclays Bank	(10,771)
(2,844)	FTI Consulting Inc	Goldman Sachs	(27,240)
(308)	FTI Consulting Inc	HSBC	554
(464)	FTI Consulting Inc	Morgan Stanley	(2,366)
30,796	fuboTV Inc	Barclays Bank	(7,545)
12,998	fuboTV Inc	Morgan Stanley	(3,185)
(94,246)	FuelCell Energy Inc	Bank of America Merrill Lynch	26,860
(169,657)	FuelCell Energy Inc	HSBC	44,959
(19,546)	Fulcrum Therapeutics Inc	Bank of America Merrill Lynch	16,028
(9,336)	Fulcrum Therapeutics Inc	Barclays Bank	2,334
(19,049)	Fulcrum Therapeutics Inc	HSBC	4,953
10,420	Fulgent Genetics Inc	Bank of America Merrill Lynch	29,280
1,877	Fulgent Genetics Inc	Barclays Bank	(1,558)
831	Fulgent Genetics Inc	HSBC	5,127
(12,242)	Full House Resorts Inc	Bank of America Merrill Lynch	(4,530)
(11,834)	Full House Resorts Inc	Barclays Bank	7,100
(43,504)	Full House Resorts Inc	Goldman Sachs	(16,096)
(15,575)	Full House Resorts Inc	HSBC	(14,173)
(2,622)	Full House Resorts Inc	Morgan Stanley	1,573
72,281	Fulton Financial Corp	HSBC	76,618
(15,356)	Funko Inc ' A'	Barclays Bank	4,300
(24,506)	Funko Inc ' A'	Goldman Sachs	(18,134)
(1,816)	FutureFuel Corp	Bank of America Merrill Lynch	662
(32,625)	FutureFuel Corp	Barclays Bank	17,617
(5,626)	FutureFuel Corp	Goldman Sachs	1,407
(11,408)	FVCBankcorp Inc	Bank of America Merrill Lynch	(16,142)
(20,151)	FVCBankcorp Inc	Barclays Bank	(4,534)
(2,003)	FVCBankcorp Inc	Goldman Sachs	(2,834)
(35,818)	FVCBankcorp Inc	HSBC	(59,279)
6,302	G1 Therapeutics Inc	Barclays Bank	(1,512)
2,368	Gaia Inc	Bank of America Merrill Lynch	(995)
18,639	Gaia Inc	Goldman Sachs	(7,828)
712	Gaia Inc	HSBC	(342)
1,444	Gaia Inc	Morgan Stanley	(202)
5,836	Gambling.com Group Ltd	Bank of America Merrill Lynch	1,459

保有高	銘柄	取引相手	未実現純評価益 ／(損) (米ドル)
	米国(続き)		
11,609	Gambling.com Group Ltd	Barclays Bank	—
6,987	Gambling.com Group Ltd	Goldman Sachs	1,747
11,928	Gambling.com Group Ltd	HSBC	1,670
7,770	Gambling.com Group Ltd	Morgan Stanley	—
(1,311)	GameStop Corp 'A'	Bank of America Merrill Lynch	(3,972)
(16,109)	GameStop Corp 'A'	Barclays Bank	(7,088)
(4,463)	Gaming and Leisure Properties Inc (REIT)	Bank of America Merrill Lynch	5,735
(25,953)	Gaming and Leisure Properties Inc (REIT)	Barclays Bank	26,862
(31,819)	Gaming and Leisure Properties Inc (REIT)	Goldman Sachs	40,887
(11,726)	Gaming and Leisure Properties Inc (REIT)	HSBC	46,259
(11,575)	Gaming and Leisure Properties Inc (REIT)	Morgan Stanley	11,980
(6,059)	GAN Ltd	Barclays Bank	848
(22,888)	GAN Ltd	Goldman Sachs	458
(37,494)	Gannett Co Inc	Goldman Sachs	(7,124)
(45,214)	Gannett Co Inc	HSBC	(12,660)
92,712	Gap Inc	Bank of America Merrill Lynch	22,095
94,900	Gap Inc	Barclays Bank	18,980
13,113	Gap Inc	Goldman Sachs	2,885
24,906	Gap Inc	HSBC	(7,472)
37,886	Gap Inc	Morgan Stanley	7,577
3,339	Garmin Ltd	Bank of America Merrill Lynch	4,541
22,818	Garmin Ltd	Goldman Sachs	31,032
3,655	Garmin Ltd	HSBC	5,921
12,070	Garmin Ltd	Morgan Stanley	4,345
3,991	Gartner Inc	Barclays Bank	51,723
4,344	Gartner Inc	HSBC	174,541
3,148	Gates Industrial Corp Plc	Bank of America Merrill Lynch	532
(60,437)	Gates Industrial Corp Plc	Barclays Bank	8,461
(53,568)	Gates Industrial Corp Plc	Goldman Sachs	104,458
2,766	Gates Industrial Corp Plc	Goldman Sachs	799
(23,361)	Gates Industrial Corp Plc	HSBC	53,497
3,423	Gates Industrial Corp Plc	Morgan Stanley	578
(22,498)	Gatos Silver Inc	Barclays Bank	12,374
(23,955)	Gatos Silver Inc	HSBC	38,807
1,242	GATX Corp	Bank of America Merrill Lynch	10,368
13,800	GATX Corp	Barclays Bank	91,908
7,365	GATX Corp	Goldman Sachs	71,239
7,233	GATX Corp	HSBC	58,555
6,780	GATX Corp	Morgan Stanley	43,577
60,936	GCM Grosvenor Inc 'A'	Barclays Bank	(16,453)
39,501	GCM Grosvenor Inc 'A'	Goldman Sachs	(790)
42,901	GCM Grosvenor Inc 'A'	HSBC	(35,608)
5,700	GCM Grosvenor Inc 'A'	Morgan Stanley	(1,539)
(35,506)	GE Healthcare Inc	Barclays Bank	2,486
(6,522)	GE Healthcare Inc	Goldman Sachs	(26,610)

保有高	銘柄	取引相手	未実現純評価益 ／(損) (米ドル)
	米国(続き)		
(571)	GE Healthcare Inc	HSBC	234
1,670	Gen Digital Inc	Bank of America Merrill Lynch	3,285
12,895	Gen Digital Inc	Barclays Bank	4,836
3,696	Gen Digital Inc	HSBC	4,475
5,745	Gen Digital Inc	Morgan Stanley	2,154
(60,317)	Genasys Inc	Bank of America Merrill Lynch	(6,635)
(16,015)	Genasys Inc	Barclays Bank	5,605
(6,728)	Genasys Inc	Goldman Sachs	(740)
(18,950)	Genasys Inc	HSBC	3,601
(5,637)	Genasys Inc	Morgan Stanley	1,973
(13,807)	Genco Shipping & Trading Ltd	Goldman Sachs	18,225
(13,665)	Genco Shipping & Trading Ltd	HSBC	18,721
8,103	Gencor Industries Inc	Barclays Bank	(2,147)
15,818	Gencor Industries Inc	Goldman Sachs	(14,790)
4,148	Gencor Industries Inc	HSBC	62
(844)	Generac Holdings Inc	Bank of America Merrill Lynch	821
(2,061)	Generac Holdings Inc	Barclays Bank	14,262
(461)	Generac Holdings Inc	Goldman Sachs	2,286
(5,357)	Generac Holdings Inc	HSBC	(4,768)
(3,015)	Generac Holdings Inc	Morgan Stanley	20,864
650	Generac Holdings Inc	Morgan Stanley	(4,498)
(4,238)	General Electric Co	Barclays Bank	16,232
(843)	General Electric Co	Goldman Sachs	1,079
(2,003)	General Electric Co	HSBC	401
(1,787)	General Electric Co	Morgan Stanley	6,844
9,752	General Mills Inc	Bank of America Merrill Lynch	(56,831)
19,578	General Mills Inc	Barclays Bank	(43,532)
14,933	General Mills Inc	HSBC	(96,339)
23,187	General Mills Inc	Morgan Stanley	(53,099)
16,743	General Motors Co	Bank of America Merrill Lynch	4,018
28,505	General Motors Co	Barclays Bank	(7,126)
(7,658)	General Motors Co	Barclays Bank	1,915
35,069	General Motors Co	Goldman Sachs	8,417
25,318	General Motors Co	HSBC	(26,584)
17,037	General Motors Co	Morgan Stanley	(4,259)
(2,004)	General Motors Co	Morgan Stanley	501
5,718	Generation Bio Co	Barclays Bank	(2,402)
8,880	Generation Bio Co	Goldman Sachs	(8,170)
8,911	Generation Bio Co	Morgan Stanley	(3,743)
464	Genesco Inc	Bank of America Merrill Lynch	(4,881)
2,430	Genesco Inc	Barclays Bank	(23,425)
1,961	Genesco Inc	Goldman Sachs	(20,630)
2,807	Genesco Inc	HSBC	(32,028)
566	Genesco Inc	Morgan Stanley	(5,456)
(2,562)	Genie Energy Ltd ' B'	Bank of America Merrill Lynch	5,098

保有高	銘柄	取引相手	未実現純評価益 ／(損) (米ドル)
	米国(続き)		
(18,827)	Genie Energy Ltd ' B'	Goldman Sachs	37,466
8,044	Genpact Ltd	Bank of America Merrill Lynch	(5,364)
12,583	Genpact Ltd	Barclays Bank	(16,861)
9,077	Genpact Ltd	Goldman Sachs	(2,814)
3,434	Genpact Ltd	HSBC	(8,708)
10,338	Genpact Ltd	Morgan Stanley	(13,853)
(28,117)	Gentex Corp	Barclays Bank	46,393
(28,877)	Gentex Corp	Goldman Sachs	63,818
(45,716)	Gentex Corp	HSBC	122,519
348	Gentherm Inc	Bank of America Merrill Lynch	(856)
6,533	Gentherm Inc	Barclays Bank	(26,001)
500	Gentherm Inc	Goldman Sachs	(1,259)
406	Gentherm Inc	HSBC	(1,270)
4,008	Gentherm Inc	Morgan Stanley	(15,952)
(16,756)	Genworth Financial Inc ' A'	HSBC	(4,357)
(4,195)	Genworth Financial Inc ' A'	Morgan Stanley	—
(7,591)	GEO Group Inc	Barclays Bank	7,136
(7,107)	Geospace Technologies Corp	Bank of America Merrill Lynch	284
(10,773)	Geospace Technologies Corp	Barclays Bank	431
(16,314)	Geospace Technologies Corp	Goldman Sachs	653
(7,864)	Geospace Technologies Corp	Morgan Stanley	315
(19,395)	German American Bancorp Inc	Barclays Bank	(4,655)
(15,485)	German American Bancorp Inc	Goldman Sachs	(20,905)
(17,807)	German American Bancorp Inc	HSBC	(13,889)
(171,005)	Geron Corp	Barclays Bank	(33,346)
(6,419)	Getty Realty Corp (REIT)	Goldman Sachs	(2,311)
(11,420)	Getty Realty Corp (REIT)	HSBC	2,969
(213,266)	Gevo Inc	Barclays Bank	(11,730)
(22,352)	Gevo Inc	Goldman Sachs	(1,900)
(28,120)	Gevo Inc	HSBC	(2,390)
(67,099)	Gevo Inc	Morgan Stanley	(3,690)
9,964	Gibraltar Industries Inc	Bank of America Merrill Lynch	(14,547)
13,943	Gibraltar Industries Inc	Barclays Bank	(45,315)
6,358	Gibraltar Industries Inc	Goldman Sachs	(9,283)
6,506	Gibraltar Industries Inc	HSBC	1,822
7,673	Gibraltar Industries Inc	Morgan Stanley	(24,937)
(14,655)	G-III Apparel Group Ltd	Barclays Bank	7,621
(7,662)	G-III Apparel Group Ltd	Goldman Sachs	3,295
(14,217)	G-III Apparel Group Ltd	HSBC	(427)
6,442	Gilead Sciences Inc	Bank of America Merrill Lynch	(11,724)
(2,348)	Gilead Sciences Inc	Bank of America Merrill Lynch	4,273
1,689	Gilead Sciences Inc	Barclays Bank	(3,479)
1,235	Gilead Sciences Inc	Goldman Sachs	(2,248)
2,174	Gilead Sciences Inc	HSBC	(4,413)
6,237	Gilead Sciences Inc	Morgan Stanley	(12,848)

保有高	銘柄	取引相手	未実現純評価益 ／(損) (米ドル)
	米国(続き)		
111,103	Ginkgo Bioworks Holdings Inc	Bank of America Merrill Lynch	37,775
96,403	Ginkgo Bioworks Holdings Inc	Barclays Bank	14,460
142,827	Ginkgo Bioworks Holdings Inc	Goldman Sachs	48,561
149,308	Ginkgo Bioworks Holdings Inc	HSBC	43,299
91,722	Ginkgo Bioworks Holdings Inc	Morgan Stanley	13,758
(2,177)	Gitlab Inc ' A'	Bank of America Merrill Lynch	(11,625)
(4,000)	Gitlab Inc ' A'	Barclays Bank	(5,760)
(3,581)	Gitlab Inc ' A'	HSBC	(20,949)
(19,516)	Glacier Bancorp Inc	Barclays Bank	20,492
(83,578)	Gladstone Commercial Corp (REIT)	Barclays Bank	7,522
(57,793)	Gladstone Commercial Corp (REIT)	Goldman Sachs	(17,338)
(13,475)	Gladstone Commercial Corp (REIT)	HSBC	(674)
19,764	Gladstone Land Corp (REIT)	Bank of America Merrill Lynch	6,917
12,516	Gladstone Land Corp (REIT)	Barclays Bank	4,130
7,268	Gladstone Land Corp (REIT)	Goldman Sachs	2,544
5,424	Gladstone Land Corp (REIT)	HSBC	(271)
2,640	Gladstone Land Corp (REIT)	Morgan Stanley	871
(43,574)	Glatfelter Corp	Barclays Bank	32,245
(19,440)	Glatfelter Corp	Goldman Sachs	11,275
(1,310)	Glaukos Corp	HSBC	(9,183)
8,210	Global Industrial Co	Bank of America Merrill Lynch	10,837
1,504	Global Industrial Co	Barclays Bank	(75)
2,088	Global Industrial Co	Goldman Sachs	2,756
23,862	Global Industrial Co	HSBC	40,327
16,767	Global Industrial Co	Morgan Stanley	(838)
(15,125)	Global Medical Inc (REIT)	Bank of America Merrill Lynch	2,996
(43,081)	Global Medical Inc (REIT)	Barclays Bank	603
(56,600)	Global Medical Inc (REIT)	Goldman Sachs	13,018
(59,852)	Global Medical Inc (REIT)	HSBC	17,956
(34,665)	Global Medical Inc (REIT)	Morgan Stanley	347
1,530	Global Payments Inc	Bank of America Merrill Lynch	(3,534)
3,192	Global Payments Inc	Barclays Bank	(20,429)
2,272	Global Payments Inc	HSBC	(10,177)
4,626	Global Payments Inc	Morgan Stanley	(27,218)
12,798	Global Water Resources Inc	Barclays Bank	(4,479)
25,004	Global Water Resources Inc	Goldman Sachs	5,251
14,225	Global Water Resources Inc	Morgan Stanley	(4,979)
(3,015)	GLOBALFOUNDRIES Inc	Barclays Bank	(6,573)
(1,002)	GLOBALFOUNDRIES Inc	Morgan Stanley	(2,184)
(62,626)	Globalstar Inc	Barclays Bank	1,879
(119,380)	Globalstar Inc	Goldman Sachs	(13,132)
122	Globant SA	Barclays Bank	1,324
2,034	Globant SA	Morgan Stanley	22,069
3,611	Globe Life Inc	Bank of America Merrill Lynch	(12,068)
(5,242)	Globe Life Inc	Barclays Bank	21,859

保有高	銘柄	取引相手	未実現純評価益 ／(損) (米ドル)
	米国 (続き)		
357	Globe Life Inc	Barclays Bank	(1,489)
(7,062)	Globe Life Inc	Goldman Sachs	23,799
3,104	Globe Life Inc	HSBC	(12,664)
3,625	Globe Life Inc	Morgan Stanley	(15,116)
(894)	Globus Medical Inc ' A'	Bank of America Merrill Lynch	2,345
(2,291)	Globus Medical Inc ' A'	Morgan Stanley	10,951
10,414	Globus Medical Inc ' A'	Morgan Stanley	(49,779)
(8,222)	GlycoMimetics Inc	Bank of America Merrill Lynch	2,631
(41,975)	GlycoMimetics Inc	HSBC	(11,753)
(7,286)	GMS Inc	Barclays Bank	(1,967)
(8,287)	GMS Inc	Morgan Stanley	(2,237)
3,580	GoDaddy Inc ' A'	Bank of America Merrill Lynch	3,141
5,854	GoDaddy Inc ' A'	Barclays Bank	1,862
4,643	GoDaddy Inc ' A'	Goldman Sachs	5,313
17,011	GoDaddy Inc ' A'	HSBC	48,215
7,964	GoDaddy Inc ' A'	Morgan Stanley	2,150
(1,942)	Gogo Inc	Bank of America Merrill Lynch	(150)
(7,847)	Gogo Inc	Barclays Bank	(2,647)
(13,563)	Gogo Inc	HSBC	(39,333)
(14,901)	Gogo Inc	Morgan Stanley	(5,513)
3,646	GoHealth Inc ' A'	Barclays Bank	(6,800)
4,394	GoHealth Inc ' A'	Goldman Sachs	15,752
4,261	GoHealth Inc ' A'	HSBC	21,284
1,935	GoHealth Inc ' A'	Morgan Stanley	(3,609)
(13,082)	Golar LNG Ltd	Bank of America Merrill Lynch	20,539
(11,936)	Golar LNG Ltd	Barclays Bank	14,323
(1,054)	Golar LNG Ltd	Goldman Sachs	1,655
(19,999)	Golar LNG Ltd	HSBC	15,399
(2,762)	Golar LNG Ltd	Morgan Stanley	3,314
25,768	Gold Resource Corp	Barclays Bank	(2,061)
43,646	Gold Resource Corp	Goldman Sachs	(3,928)
21,223	Gold Resource Corp	HSBC	(3,820)
64,232	Gold Resource Corp	Morgan Stanley	(5,139)
6,082	Golden Entertainment Inc	Barclays Bank	(2,372)
2,328	Golden Ocean Group Ltd	Bank of America Merrill Lynch	(3,422)
2,137	Golden Ocean Group Ltd	Barclays Bank	(2,137)
5,085	Golden Ocean Group Ltd	Goldman Sachs	(7,475)
22,881	Golden Ocean Group Ltd	HSBC	(35,694)
10,105	Golden Ocean Group Ltd	Morgan Stanley	(6,269)
(1,030)	Goldman Sachs Group Inc	Bank of America Merrill Lynch	(2,441)
(2,304)	Goldman Sachs Group Inc	Barclays Bank	733
(4,023)	Goldman Sachs Group Inc	HSBC	12,564
(2,384)	Goldman Sachs Group Inc	Morgan Stanley	1,144
(12,167)	Goodyear Tire & Rubber Co	Barclays Bank	3,042
(19,018)	Goodyear Tire & Rubber Co	Goldman Sachs	20,730

保有高	銘柄	取引相手	未実現純評価益 ／(損) (米ドル)
	米国(続き)		
3,862	Goodyear Tire & Rubber Co	Goldman Sachs	(4,210)
(8,670)	Goodyear Tire & Rubber Co	HSBC	(20,895)
(4,058)	Goosehead Insurance Inc 'A'	Barclays Bank	10,348
2,582	Goosehead Insurance Inc 'A'	Barclays Bank	(6,584)
(617)	Goosehead Insurance Inc 'A'	Goldman Sachs	1,530
13,125	GoPro Inc 'A'	Bank of America Merrill Lynch	2,231
56,901	GoPro Inc 'A'	Barclays Bank	(569)
45,525	GoPro Inc 'A'	Goldman Sachs	7,739
13,656	GoPro Inc 'A'	HSBC	(1,639)
6,714	GoPro Inc 'A'	Morgan Stanley	(67)
(7,884)	Gorman-Rupp Co	Barclays Bank	12,139
(9,758)	Gorman-Rupp Co	Goldman Sachs	4,684
(26)	Gorman-Rupp Co	Morgan Stanley	44
(26,234)	Gossamer Bio Inc	Goldman Sachs	(1,574)
(131,095)	Gossamer Bio Inc	Morgan Stanley	27,530
14,181	Graco Inc	Bank of America Merrill Lynch	(14,039)
21,978	Graco Inc	Barclays Bank	(61,278)
21,370	Graco Inc	HSBC	(46,159)
41,679	Graco Inc	Morgan Stanley	(117,118)
(10,915)	GrafTech International Ltd	Bank of America Merrill Lynch	—
(40,129)	GrafTech International Ltd	Barclays Bank	8,428
(37,582)	GrafTech International Ltd	Goldman Sachs	—
(104,688)	GrafTech International Ltd	HSBC	(13,304)
(53,184)	GrafTech International Ltd	Morgan Stanley	8,836
(5,986)	Graham Corp	Bank of America Merrill Lynch	120
(7,047)	Graham Corp	Barclays Bank	3,664
(137)	Graham Holdings Co 'B'	Bank of America Merrill Lynch	2,716
(450)	Graham Holdings Co 'B'	Barclays Bank	10,586
(998)	Graham Holdings Co 'B'	Goldman Sachs	11,262
(2,356)	Graham Holdings Co 'B'	HSBC	37,711
(293)	Graham Holdings Co 'B'	Morgan Stanley	6,893
(24,978)	Grand Canyon Education Inc	Barclays Bank	133,008
(12,570)	Granite Construction Inc	Bank of America Merrill Lynch	11,942
(10,148)	Granite Construction Inc	Barclays Bank	5,886
(20,537)	Granite Construction Inc	Goldman Sachs	19,510
(11,238)	Granite Construction Inc	HSBC	(8,878)
(4,898)	Granite Construction Inc	Morgan Stanley	2,841
(25,713)	Granite Point Mortgage Trust Inc (REIT)	Goldman Sachs	(12,085)
(5,194)	Granite Ridge Resources Inc	Barclays Bank	1,411
2,202	Graphic Packaging Holding Co	Bank of America Merrill Lynch	(3,898)
(8,433)	Graphic Packaging Holding Co	Barclays Bank	13,408
1,012	Graphic Packaging Holding Co	Goldman Sachs	(1,791)
(11,322)	Graphic Packaging Holding Co	Goldman Sachs	20,040
40,667	Graphic Packaging Holding Co	HSBC	(76,047)
(1,041)	Graphic Packaging Holding Co	HSBC	1,947

保有高	銘柄	取引相手	未実現純評価益 ／(損) (米ドル)
	米国 (続き)		
3,716	Gray Television Inc	Bank of America Merrill Lynch	(1,375)
17,969	Gray Television Inc	Barclays Bank	(12,399)
34,620	Gray Television Inc	Goldman Sachs	(12,809)
2,861	Gray Television Inc	HSBC	9
38,208	Gray Television Inc	Morgan Stanley	(26,364)
(43,738)	Great Lakes Dredge & Dock Corp	Barclays Bank	37,177
(5,300)	Great Southern Bancorp Inc	Goldman Sachs	(3,551)
(4,895)	Green Brick Partners Inc	Barclays Bank	17,132
(4,315)	Green Brick Partners Inc	Goldman Sachs	9,666
(1,522)	Green Plains Inc	Morgan Stanley	2,104
(8,127)	Greenbrier Cos Inc	Barclays Bank	4,728
(7,441)	Greenbrier Cos Inc	Goldman Sachs	(5,506)
(3,582)	Greenbrier Cos Inc	HSBC	(1,053)
(3,291)	Greenbrier Cos Inc	Morgan Stanley	1,964
(4,794)	Greene County Bancorp Inc	Bank of America Merrill Lynch	(38,448)
(1,856)	Greene County Bancorp Inc	Barclays Bank	(8,500)
(350)	Greene County Bancorp Inc	Goldman Sachs	(2,807)
(176)	Greene County Bancorp Inc	HSBC	(1,570)
11,008	Greenhill & Co Inc	Bank of America Merrill Lynch	84,101
2,168	Greenhill & Co Inc	Barclays Bank	(347)
5,518	Greenhill & Co Inc	Goldman Sachs	42,158
3,375	Greenhill & Co Inc	Morgan Stanley	(540)
(108,315)	Greenlight Capital Re Ltd ' A'	Barclays Bank	30,328
(58,246)	Greenlight Capital Re Ltd ' A'	HSBC	30,870
7,904	Greif Inc ' A'	Barclays Bank	(24,740)
3,266	Greif Inc ' A'	Goldman Sachs	(11,594)
2,551	Greif Inc ' A'	HSBC	(8,848)
839	Greif Inc ' A'	Morgan Stanley	(2,270)
(2,455)	Greif Inc ' B'	Bank of America Merrill Lynch	13,723
(8,851)	Greif Inc ' B'	Barclays Bank	27,792
(1,817)	Greif Inc ' B'	Goldman Sachs	10,157
(3,909)	Greif Inc ' B'	HSBC	27,754
(2,042)	Greif Inc ' B'	Morgan Stanley	6,412
7,002	Grid Dynamics Holdings Inc	Bank of America Merrill Lynch	5,742
7,598	Grid Dynamics Holdings Inc	Barclays Bank	2,431
10,518	Grid Dynamics Holdings Inc	Morgan Stanley	3,366
(1,704)	Griffon Corp	Barclays Bank	733
(7,496)	Griffon Corp	Goldman Sachs	(4,797)
(4,318)	Griffon Corp	HSBC	(8,031)
(2,692)	Griffon Corp	Morgan Stanley	733
21,161	Gritstone bio Inc	Barclays Bank	(2,539)
10,418	Gritstone bio Inc	Goldman Sachs	(2,344)
1,803	Gritstone bio Inc	HSBC	(1,082)
(342)	Grocery Outlet Holding Corp	Bank of America Merrill Lynch	694
(14,866)	Grocery Outlet Holding Corp	Barclays Bank	20,069

保有高	銘柄	取引相手	未実現純評価益 ／(損) (米ドル)
	米国(続き)		
(14,674)	Grocery Outlet Holding Corp	Goldman Sachs	29,788
(6,402)	Grocery Outlet Holding Corp	Morgan Stanley	8,643
1,248	Group 1 Automotive Inc	Bank of America Merrill Lynch	4,930
2,947	Group 1 Automotive Inc	Barclays Bank	11,641
1,986	Group 1 Automotive Inc	Goldman Sachs	7,845
1,355	Group 1 Automotive Inc	HSBC	5,732
806	Group 1 Automotive Inc	Morgan Stanley	3,184
(31,876)	Groupon Inc	Barclays Bank	(17,851)
(8,315)	Groupon Inc	Morgan Stanley	(4,656)
(48,468)	GrowGeneration Corp	Barclays Bank	3,877
(1,419)	GSI Technology Inc	Barclays Bank	284
(36,279)	GSI Technology Inc	Goldman Sachs	(10,884)
27,917	GTX Inc*	Bank of America Merrill Lynch	28,615
7,571	GTX Inc*	Goldman Sachs	7,753
59	GTX Inc*	Morgan Stanley	60
129	Guaranty Bancshares Inc	Bank of America Merrill Lynch	197
11,094	Guaranty Bancshares Inc	Barclays Bank	1,109
6,549	Guaranty Bancshares Inc	Goldman Sachs	10,020
3,863	Guaranty Bancshares Inc	Morgan Stanley	386
3,836	Guardant Health Inc	Bank of America Merrill Lynch	4,526
26,954	Guardant Health Inc	HSBC	149,325
15,919	Guardant Health Inc	Morgan Stanley	(27,540)
(20,277)	Guess? Inc	Morgan Stanley	(29,807)
2,169	Guidewire Software Inc	Bank of America Merrill Lynch	5,249
21,546	Guidewire Software Inc	Barclays Bank	19,606
6,602	Guidewire Software Inc	Goldman Sachs	15,977
8,880	Guidewire Software Inc	HSBC	43,778
16,346	Guidewire Software Inc	Morgan Stanley	14,875
(32,922)	Gulf Island Fabrication Inc	Goldman Sachs	11,852
(16,100)	Gulf Island Fabrication Inc	Morgan Stanley	2,093
(2,154)	Gulfport Energy Corp	Barclays Bank	2,434
(591)	Gulfport Energy Corp	Goldman Sachs	(1,017)
1,195	GXO Logistics Inc	Barclays Bank	(3,985)
6,429	GXO Logistics Inc	HSBC	18,162
4,774	GXO Logistics Inc	Morgan Stanley	(15,921)
2,817	H&E Equipment Services Inc	Bank of America Merrill Lynch	1,146
9,900	H&E Equipment Services Inc	Barclays Bank	(14,895)
8,377	H&E Equipment Services Inc	Goldman Sachs	8,042
4,037	H&E Equipment Services Inc	HSBC	8,922
3,967	H&E Equipment Services Inc	Morgan Stanley	(4,938)
(16,734)	H&R Block Inc	Barclays Bank	(17,236)
(7,483)	H&R Block Inc	Goldman Sachs	7,109
(5,206)	H&R Block Inc	HSBC	8,379
(2,064)	H&R Block Inc	Morgan Stanley	(2,126)
14,413	Hackett Group Inc	Goldman Sachs	8,215

保有高	銘柄	取引相手	未実現純評価益 ／(損) (米ドル)
	米国(続き)		
17,212	Hackett Group Inc	HSBC	14,974
315	Haemonetics Corp	Bank of America Merrill Lynch	(1,783)
3,878	Haemonetics Corp	Barclays Bank	116
(2,697)	Haemonetics Corp	HSBC	(4,531)
1,722	Haemonetics Corp	Morgan Stanley	52
3,391	Hagerty Inc ' A'	Bank of America Merrill Lynch	(1,628)
1,980	Hagerty Inc ' A'	Barclays Bank	(356)
9,733	Hagerty Inc ' A'	Goldman Sachs	(4,684)
6,719	Hagerty Inc ' A'	HSBC	(3,227)
(5,267)	Hain Celestial Group Inc	Barclays Bank	6,373
10,504	Hain Celestial Group Inc	Barclays Bank	(12,710)
(8,162)	Hain Celestial Group Inc	HSBC	42,524
(567)	Hall of Fame Resort & Entertainment Co	Goldman Sachs	164
(1,341)	Hall of Fame Resort & Entertainment Co	HSBC	523
(7,354)	Hallador Energy Co	Bank of America Merrill Lynch	11,546
(8,109)	Hallador Energy Co	Barclays Bank	6,812
(4,826)	Hallador Energy Co	Goldman Sachs	7,577
(11,290)	Hallador Energy Co	HSBC	—
(9,371)	Hallador Energy Co	Morgan Stanley	7,872
2,994	Halliburton Co	Bank of America Merrill Lynch	(4,620)
86,931	Halliburton Co	Barclays Bank	(103,623)
36,417	Halliburton Co	Goldman Sachs	(14,773)
28,149	Halliburton Co	HSBC	(25,980)
690	Halliburton Co	Morgan Stanley	(814)
150	Hallmark Financial Services Inc	Goldman Sachs	87
2,360	Hallmark Financial Services Inc	Morgan Stanley	(142)
5,259	Halozyne Therapeutics Inc	Bank of America Merrill Lynch	(6,784)
31,506	Halozyne Therapeutics Inc	Barclays Bank	(75,300)
7,227	Halozyne Therapeutics Inc	Goldman Sachs	(9,323)
7,589	Halozyne Therapeutics Inc	HSBC	17,682
8,274	Halozyne Therapeutics Inc	Morgan Stanley	(19,775)
2,280	Hamilton Beach Brands Holding Co ' A'	Bank of America Merrill Lynch	(2,599)
5,551	Hamilton Beach Brands Holding Co ' A'	Barclays Bank	(2,831)
2,733	Hamilton Beach Brands Holding Co ' A'	Goldman Sachs	(3,116)
3,408	Hamilton Beach Brands Holding Co ' A'	HSBC	(2,863)
8,420	Hamilton Beach Brands Holding Co ' A'	Morgan Stanley	(4,294)
4,199	Hamilton Lane Inc ' A'	Barclays Bank	(9,658)
3,830	Hamilton Lane Inc ' A'	Goldman Sachs	3,294
14,932	Hamilton Lane Inc ' A'	HSBC	1,045
2,973	Hamilton Lane Inc ' A'	Morgan Stanley	(6,838)
35,218	Hancock Whitney Corp	Barclays Bank	8,805
5,790	Hancock Whitney Corp	Goldman Sachs	21,076
22,998	Hancock Whitney Corp	HSBC	80,953
10,362	Hancock Whitney Corp	Morgan Stanley	2,591
(56,716)	Hanesbrands Inc	Bank of America Merrill Lynch	(1,701)

保有高	銘柄	取引相手	未実現純評価益 ／(損) (米ドル)
	米国 (続き)		
23,399	Hanesbrands Inc	Bank of America Merrill Lynch	702
(60,664)	Hanesbrands Inc	Barclays Bank	5,460
32,698	Hanesbrands Inc	Barclays Bank	(2,943)
(63,648)	Hanesbrands Inc	Goldman Sachs	(1,909)
7,843	Hanesbrands Inc	Goldman Sachs	235
(91,003)	Hanesbrands Inc	HSBC	22,751
20,260	Hanesbrands Inc	HSBC	(5,065)
(15,215)	Hanesbrands Inc	Morgan Stanley	1,369
12,525	Hanesbrands Inc	Morgan Stanley	(1,127)
(5,050)	Hannon Armstrong Sustainable Infrastructure Capital Inc (REIT)	Barclays Bank	18,584
(3,633)	Hannon Armstrong Sustainable Infrastructure Capital Inc (REIT)	Goldman Sachs	10,899
750	Hanover Insurance Group Inc	Bank of America Merrill Lynch	(3,954)
9,606	Hanover Insurance Group Inc	Barclays Bank	(51,968)
20,532	Hanover Insurance Group Inc	Goldman Sachs	(150,895)
6,892	Hanover Insurance Group Inc	HSBC	(50,587)
1,731	Hanover Insurance Group Inc	Morgan Stanley	(9,364)
25,902	HarborOne Bancorp Inc	Barclays Bank	(3,108)
20,389	HarborOne Bancorp Inc	Goldman Sachs	8,767
13,423	HarborOne Bancorp Inc	HSBC	1,745
737	Harley-Davidson Inc	Bank of America Merrill Lynch	(701)
(6,241)	Harley-Davidson Inc	Barclays Bank	5,991
1,453	Harley-Davidson Inc	Barclays Bank	(1,395)
(24,409)	Harley-Davidson Inc	Goldman Sachs	36,125
1,100	Harley-Davidson Inc	Goldman Sachs	(1,390)
(5,653)	Harley-Davidson Inc	HSBC	23,234
3,081	Harley-Davidson Inc	HSBC	(3,522)
(14,053)	Harley-Davidson Inc	Morgan Stanley	13,491
1,655	Harley-Davidson Inc	Morgan Stanley	(1,589)
(11,163)	Harmonic Inc	Barclays Bank	(12,391)
4,965	Harmony Biosciences Holdings Inc	Bank of America Merrill Lynch	(6,022)
8,732	Harmony Biosciences Holdings Inc	Barclays Bank	(3,580)
9,020	Harmony Biosciences Holdings Inc	Goldman Sachs	(11,816)
756	Harmony Biosciences Holdings Inc	HSBC	(274)
1,412	Harmony Biosciences Holdings Inc	Morgan Stanley	(579)
(3,519)	Harrow Health Inc	Bank of America Merrill Lynch	6,721
(3,609)	Harrow Health Inc	Morgan Stanley	11,928
(22,545)	Harsco Corp	Barclays Bank	14,654
(11,910)	Harsco Corp	Goldman Sachs	8,218
(7,313)	Harsco Corp	HSBC	5,777
12,323	Hartford Financial Services Group Inc	Bank of America Merrill Lynch	(25,632)
20,658	Hartford Financial Services Group Inc	Barclays Bank	(57,635)
19,669	Hartford Financial Services Group Inc	Goldman Sachs	(40,912)
42,909	Hartford Financial Services Group Inc	HSBC	(99,151)
19,744	Hartford Financial Services Group Inc	Morgan Stanley	(55,086)

保有高	銘柄	取引相手	未実現純評価益 ／(損) (米ドル)
	米国(続き)		
(11,835)	Harvard Bioscience Inc	Barclays Bank	4,261
(21,059)	Harvard Bioscience Inc	Goldman Sachs	(3,580)
(4,421)	Hasbro Inc	Bank of America Merrill Lynch	11,097
(10,107)	Hasbro Inc	Barclays Bank	7,176
(9,045)	Hasbro Inc	Goldman Sachs	23,388
(9,190)	Hasbro Inc	HSBC	(463)
(5,079)	Hasbro Inc	Morgan Stanley	3,606
(4,077)	HashiCorp Inc 'A'	Bank of America Merrill Lynch	(11,110)
(7,365)	HashiCorp Inc 'A'	Barclays Bank	(10,605)
(2,558)	HashiCorp Inc 'A'	HSBC	(9,952)
(1,763)	HashiCorp Inc 'A'	Morgan Stanley	(2,539)
2,021	Haverty Furniture Cos Inc	Bank of America Merrill Lynch	(473)
3,957	Haverty Furniture Cos Inc	Barclays Bank	(1,979)
9,379	Haverty Furniture Cos Inc	Goldman Sachs	(749)
699	Haverty Furniture Cos Inc	Morgan Stanley	114
(2,547)	Hawaiian Electric Industries Inc	Barclays Bank	1,605
(530)	Hawaiian Electric Industries Inc	Goldman Sachs	652
(916)	Hawaiian Electric Industries Inc	HSBC	1,724
(1,177)	Hawaiian Electric Industries Inc	Morgan Stanley	742
4,594	Hawaiian Holdings Inc	Bank of America Merrill Lynch	3,446
48,149	Hawaiian Holdings Inc	Barclays Bank	11,074
42,079	Hawaiian Holdings Inc	Goldman Sachs	30,444
28,885	Hawaiian Holdings Inc	HSBC	8,972
3,618	Hawaiian Holdings Inc	Morgan Stanley	832
3,232	Hawkins Inc	Bank of America Merrill Lynch	11,538
6,263	Hawkins Inc	Barclays Bank	(814)
1,041	Hawkins Inc	Goldman Sachs	3,716
1,949	Hawkins Inc	HSBC	11,187
2,399	Hawkins Inc	Morgan Stanley	(312)
(1,629)	Hawthorn Bancshares Inc	Bank of America Merrill Lynch	(16)
(529)	Hawthorn Bancshares Inc	Barclays Bank	95
(393)	Hawthorn Bancshares Inc	Goldman Sachs	(4)
(4,138)	Hawthorn Bancshares Inc	Morgan Stanley	745
(373)	Haynes International Inc	Bank of America Merrill Lynch	444
(2,158)	Haynes International Inc	Barclays Bank	4,812
(11,753)	Haynes International Inc	Goldman Sachs	13,986
(7,272)	Haynes International Inc	HSBC	21,533
(7,039)	Haynes International Inc	Morgan Stanley	15,331
(29,227)	Hayward Holdings Inc	Bank of America Merrill Lynch	13,152
(86,118)	Hayward Holdings Inc	Barclays Bank	53,393
(68,222)	Hayward Holdings Inc	Goldman Sachs	30,700
(69,046)	Hayward Holdings Inc	HSBC	32,452
(20,564)	HB Fuller Co	Bank of America Merrill Lynch	18,279
(831)	HB Fuller Co	Barclays Bank	988
(9,093)	HB Fuller Co	Goldman Sachs	12,083

保有高	銘柄	取引相手	未実現純評価益 ／(損) (米ドル)
	米国(続き)		
(3,759)	HB Fuller Co	HSBC	4,801
(12,099)	HB Fuller Co	Morgan Stanley	7,342
36,794	HBT Financial Inc	Barclays Bank	(736)
20,006	HBT Financial Inc	Goldman Sachs	12,604
13,473	HBT Financial Inc	HSBC	13,473
15,269	HBT Financial Inc	Morgan Stanley	(305)
1,103	HCA Healthcare Inc	Bank of America Merrill Lynch	(8,263)
3,017	HCA Healthcare Inc	Barclays Bank	(39,356)
1,127	HCA Healthcare Inc	Goldman Sachs	(8,838)
973	HCI Group Inc	Goldman Sachs	(3,298)
22,779	Health Catalyst Inc	Goldman Sachs	(456)
1,607	Health Catalyst Inc	HSBC	535
(3,733)	Healthcare Realty Trust Inc (REIT)	Bank of America Merrill Lynch	5,898
(157,747)	Healthcare Realty Trust Inc (REIT)	Barclays Bank	108,846
(204,126)	Healthcare Realty Trust Inc (REIT)	Goldman Sachs	322,519
(9,147)	Healthcare Realty Trust Inc (REIT)	HSBC	14,361
(15,056)	Healthcare Realty Trust Inc (REIT)	Morgan Stanley	10,389
67,157	Healthcare Services Group Inc	Bank of America Merrill Lynch	(44,324)
2,363	Healthcare Services Group Inc	Goldman Sachs	(1,560)
35,156	Healthcare Services Group Inc	HSBC	(28,476)
(8,405)	HealthEquity Inc	Bank of America Merrill Lynch	17,765
(558)	HealthEquity Inc	Barclays Bank	1,986
2,827	HealthEquity Inc	Goldman Sachs	(4,862)
(1,817)	HealthEquity Inc	HSBC	691
2,535	HealthEquity Inc	HSBC	2,763
(7,285)	HealthEquity Inc	Morgan Stanley	22,876
2,751	HealthEquity Inc	Morgan Stanley	(9,794)
80,069	Healthpeak Properties Inc (REIT)	Bank of America Merrill Lynch	(81,670)
113,112	Healthpeak Properties Inc (REIT)	Barclays Bank	(20,360)
2,080	Healthpeak Properties Inc (REIT)	Goldman Sachs	(2,122)
23,329	Healthpeak Properties Inc (REIT)	HSBC	(30,328)
25,811	Healthpeak Properties Inc (REIT)	Morgan Stanley	(4,646)
1,722	HealthStream Inc	Bank of America Merrill Lynch	(2,127)
16,426	HealthStream Inc	Barclays Bank	(21,682)
2,502	HealthStream Inc	Goldman Sachs	(2,442)
22,952	HealthStream Inc	HSBC	(20,257)
8,234	HealthStream Inc	Morgan Stanley	(10,869)
(57,180)	Heartland Express Inc	Barclays Bank	572
(35,722)	Heartland Express Inc	Goldman Sachs	(12,145)
(6,922)	Heartland Express Inc	HSBC	(1,523)
32,009	Heartland Financial USA Inc	Bank of America Merrill Lynch	44,218
47,046	Heartland Financial USA Inc	Barclays Bank	(14,690)
27,273	Heartland Financial USA Inc	Goldman Sachs	39,000
21,955	Heartland Financial USA Inc	HSBC	4,234
4,557	Heartland Financial USA Inc	Morgan Stanley	(1,223)

保有高	銘柄	取引相手	未実現純評価益 ／(損) (米ドル)
	米国 (続き)		
(17,736)	Hecla Mining Co	Barclays Bank	1,774
4,380	HEICO Corp	Barclays Bank	(93,820)
984	HEICO Corp	Goldman Sachs	(21,038)
7,097	HEICO Corp	HSBC	(81,474)
5,925	HEICO Corp ' A'	Bank of America Merrill Lynch	(88,698)
11,980	HEICO Corp ' A'	Barclays Bank	(196,592)
10,008	HEICO Corp ' A'	Goldman Sachs	(149,819)
3,318	HEICO Corp ' A'	HSBC	(28,104)
1,470	HEICO Corp ' A'	Morgan Stanley	(24,123)
(8,434)	Heidrick & Struggles International Inc	Barclays Bank	1,330
(8,889)	Heidrick & Struggles International Inc	Morgan Stanley	3,632
(1,830)	Helen of Troy Ltd	Barclays Bank	5,307
(4,707)	Helen of Troy Ltd	Goldman Sachs	753
(3,683)	Helen of Troy Ltd	HSBC	(2,909)
(1,923)	Helios Technologies Inc	Bank of America Merrill Lynch	9,807
(16,013)	Helios Technologies Inc	Barclays Bank	52,523
(4,527)	Helios Technologies Inc	Goldman Sachs	23,088
(4,989)	Helios Technologies Inc	HSBC	62,213
(4,807)	Helios Technologies Inc	Morgan Stanley	15,767
8,525	Helix Energy Solutions Group Inc	Bank of America Merrill Lynch	(2,987)
23,029	Helix Energy Solutions Group Inc	Barclays Bank	(7,449)
12,587	Helix Energy Solutions Group Inc	Goldman Sachs	(3,776)
5,066	Helix Energy Solutions Group Inc	HSBC	(2,584)
24,625	Helix Energy Solutions Group Inc	Morgan Stanley	(7,743)
35,571	Helmerich & Payne Inc	Bank of America Merrill Lynch	9,604
35,778	Helmerich & Payne Inc	Barclays Bank	(34,347)
33,853	Helmerich & Payne Inc	Goldman Sachs	9,140
30,422	Helmerich & Payne Inc	HSBC	6,866
37,551	Helmerich & Payne Inc	Morgan Stanley	(36,049)
10,497	Hennessy Advisors Inc	Bank of America Merrill Lynch	3,412
(958)	Henry Schein Inc	Bank of America Merrill Lynch	4,665
3,833	Henry Schein Inc	Bank of America Merrill Lynch	(18,667)
(7,733)	Henry Schein Inc	Barclays Bank	31,860
2,782	Henry Schein Inc	Barclays Bank	(11,462)
(3,076)	Henry Schein Inc	Goldman Sachs	14,980
2,310	Henry Schein Inc	Goldman Sachs	(11,250)
(168)	Henry Schein Inc	HSBC	1,085
443	Henry Schein Inc	HSBC	(661)
(387)	Henry Schein Inc	Morgan Stanley	1,594
(3,817)	Herbalife Ltd	Bank of America Merrill Lynch	10,878
(1,364)	Herbalife Ltd	Barclays Bank	1,637
(9,645)	Herbalife Ltd	Goldman Sachs	27,488
12,628	Herc Holdings Inc	Bank of America Merrill Lynch	12,122
8,547	Herc Holdings Inc	Barclays Bank	(24,103)
435	Herc Holdings Inc	Goldman Sachs	418

保有高	銘柄	取引相手	未実現純評価益 ／(損) (米ドル)
	米国 (続き)		
8,539	Herc Holdings Inc	HSBC	13,630
11,248	Herc Holdings Inc	Morgan Stanley	(31,719)
2,627	Heritage Commerce Corp	Bank of America Merrill Lynch	578
128,906	Heritage Commerce Corp	Barclays Bank	(28,359)
22,655	Heritage Commerce Corp	Goldman Sachs	4,984
35,186	Heritage Commerce Corp	HSBC	18,297
6,871	Heritage Commerce Corp	Morgan Stanley	(1,512)
38,930	Heritage Insurance Holdings Inc	Barclays Bank	(14,015)
15,062	Heritage Insurance Holdings Inc	Goldman Sachs	(8,585)
(15,409)	Heritage-Crystal Clean Inc	Barclays Bank	10,478
(28,157)	Heritage-Crystal Clean Inc	Goldman Sachs	(2,534)
(1,576)	Heritage-Crystal Clean Inc	HSBC	(756)
36,605	Heron Therapeutics Inc	Barclays Bank	(10,432)
3,702	Heron Therapeutics Inc	Goldman Sachs	(611)
12,586	Hersha Hospitality Trust ' A' (REIT)	Bank of America Merrill Lynch	(3,021)
19,209	Hersha Hospitality Trust ' A' (REIT)	Barclays Bank	(2,113)
74,869	Hersha Hospitality Trust ' A' (REIT)	Goldman Sachs	(17,969)
47,476	Hersha Hospitality Trust ' A' (REIT)	HSBC	(15,667)
13,901	Hersha Hospitality Trust ' A' (REIT)	Morgan Stanley	(1,529)
6,357	Hershey Co	Bank of America Merrill Lynch	(82,514)
18,797	Hershey Co	Barclays Bank	(101,504)
9,079	Hershey Co	Goldman Sachs	(117,845)
1,402	Hershey Co	HSBC	(10,814)
2,124	Hershey Co	Morgan Stanley	(11,470)
(12,527)	Hertz Global Holdings Inc	Bank of America Merrill Lynch	5,205
(17,290)	Hertz Global Holdings Inc	Goldman Sachs	2,594
(46,270)	Hertz Global Holdings Inc	HSBC	31,926
(101,534)	Hertz Global Holdings Inc	Morgan Stanley	82,243
468	Hess Corp	Bank of America Merrill Lynch	(2,489)
1,363	Hess Corp	Barclays Bank	(11,163)
1,553	Hess Corp	Goldman Sachs	(11,403)
270	Hess Corp	HSBC	(1,140)
(1,408)	Hess Corp	Morgan Stanley	11,532
73,073	Hewlett Packard Enterprise Co	Bank of America Merrill Lynch	14,980
339,403	Hewlett Packard Enterprise Co	Barclays Bank	15,273
108,776	Hewlett Packard Enterprise Co	Goldman Sachs	22,299
59,206	Hewlett Packard Enterprise Co	HSBC	18,058
173,199	Hewlett Packard Enterprise Co	Morgan Stanley	7,794
(6,655)	Hexcel Corp	Barclays Bank	22,560
(1,811)	Hexcel Corp	HSBC	6,628
(1,931)	Hexcel Corp	Morgan Stanley	6,546
(17,550)	HF Foods Group Inc	Bank of America Merrill Lynch	878
(40,450)	HF Foods Group Inc	Barclays Bank	7,281
(15,773)	HF Foods Group Inc	Morgan Stanley	2,839
(1,385)	HF Sinclair Corp	Bank of America Merrill Lynch	778

保有高	銘柄	取引相手	未実現純評価益 ／(損) (米ドル)
	米国(続き)		
(2,034)	HF Sinclair Corp	Barclays Bank	2,369
(1,789)	HF Sinclair Corp	Goldman Sachs	3,827
(2,960)	HF Sinclair Corp	Morgan Stanley	4,107
(2,233)	Hibbett Inc	Bank of America Merrill Lynch	27,600
(8,201)	Hibbett Inc	Barclays Bank	64,460
(4,483)	Hibbett Inc	Goldman Sachs	55,410
(2,948)	Hibbett Inc	HSBC	44,073
(12,237)	HighPeak Energy Inc	Barclays Bank	29,736
(862)	HighPeak Energy Inc	Morgan Stanley	2,095
27,890	Highwoods Properties Inc (REIT)	Barclays Bank	(8,367)
(12,361)	Highwoods Properties Inc (REIT)	Goldman Sachs	1,112
6,095	Highwoods Properties Inc (REIT)	HSBC	(7,497)
(7,078)	Highwoods Properties Inc (REIT)	HSBC	8,706
(1,854)	Hillenbrand Inc	Bank of America Merrill Lynch	(1,835)
(25,828)	Hillenbrand Inc	Barclays Bank	16,788
(15,164)	Hillenbrand Inc	Goldman Sachs	(15,012)
(8,872)	Hillenbrand Inc	HSBC	(15,004)
(2,435)	Hillenbrand Inc	Morgan Stanley	1,583
(5,832)	HilleVax Inc	HSBC	(17,204)
(11,560)	Hillman Solutions Corp	Bank of America Merrill Lynch	(1,040)
(13,632)	Hillman Solutions Corp	Barclays Bank	409
(27,999)	Hillman Solutions Corp	Goldman Sachs	(2,520)
(40,028)	Hillman Solutions Corp	HSBC	400
(35,666)	Hillman Solutions Corp	Morgan Stanley	1,070
(6,862)	Hilltop Holdings Inc	Bank of America Merrill Lynch	5,901
(22,342)	Hilltop Holdings Inc	Barclays Bank	32,843
(9,976)	Hilltop Holdings Inc	Goldman Sachs	8,579
(16,234)	Hilltop Holdings Inc	HSBC	13,474
(3,352)	Hilltop Holdings Inc	Morgan Stanley	4,927
(1,453)	Hilton Grand Vacations Inc	Bank of America Merrill Lynch	(2,761)
(10,505)	Hilton Grand Vacations Inc	Barclays Bank	19,854
22,481	Hilton Grand Vacations Inc	Barclays Bank	(42,489)
2,880	Hilton Grand Vacations Inc	Goldman Sachs	5,472
(6,570)	Hilton Grand Vacations Inc	Goldman Sachs	(12,483)
11,740	Hilton Grand Vacations Inc	HSBC	9,466
584	Hilton Grand Vacations Inc	Morgan Stanley	(992)
(27,908)	Hilton Worldwide Holdings Inc	Bank of America Merrill Lynch	203,043
(12,157)	Hilton Worldwide Holdings Inc	Barclays Bank	71,712
(8,556)	Hilton Worldwide Holdings Inc	Goldman Sachs	60,412
(11,857)	Hilton Worldwide Holdings Inc	HSBC	116,310
(7,569)	Hilton Worldwide Holdings Inc	Morgan Stanley	61,990
19,784	Hims & Hers Health Inc	Goldman Sachs	(29,051)
2,186	Hims & Hers Health Inc	HSBC	(1,327)
2,094	Hims & Hers Health Inc	Morgan Stanley	(371)
(795)	Hingham Institution For Savings The	Bank of America Merrill Lynch	(6,299)

保有高	銘柄	取引相手	未実現純評価益 ／(損) (米ドル)
	米国(続き)		
(1,537)	Hingham Institution For Savings The	Barclays Bank	10,598
(811)	Hingham Institution For Savings The	Goldman Sachs	(7,928)
(1,321)	Hingham Institution For Savings The	HSBC	(17,695)
(473)	Hingham Institution For Savings The	Morgan Stanley	3,261
1,488	Hippo Holdings Inc	Goldman Sachs	(4,345)
8,426	Hippo Holdings Inc	HSBC	(20,054)
(1,798)	HireQuest Inc	Bank of America Merrill Lynch	845
(2,556)	HireQuest Inc	Barclays Bank	2,607
(2,432)	HireQuest Inc	HSBC	(9,777)
(1,523)	HireQuest Inc	Morgan Stanley	1,553
(8,618)	HireRight Holdings Corp	Bank of America Merrill Lynch	(3,533)
(46,663)	HireRight Holdings Corp	Barclays Bank	(1,400)
(1,593)	HireRight Holdings Corp	Goldman Sachs	(653)
(4,375)	HireRight Holdings Corp	HSBC	(1,400)
(3,081)	HireRight Holdings Corp	Morgan Stanley	(92)
13,535	HNI Corp	Barclays Bank	(7,986)
2,018	HNI Corp	HSBC	(2,179)
6,250	HNI Corp	Morgan Stanley	(3,688)
(4,224)	Holley Inc	HSBC	(2,915)
(61,620)	Holley Inc	Morgan Stanley	19,102
3,466	Hologic Inc	Bank of America Merrill Lynch	(13,344)
(980)	Hologic Inc	Bank of America Merrill Lynch	3,773
11,914	Hologic Inc	Barclays Bank	(37,053)
(1,058)	Hologic Inc	Barclays Bank	3,290
(1,891)	Hologic Inc	Goldman Sachs	7,280
(2,107)	Hologic Inc	HSBC	9,650
11,672	Hologic Inc	Morgan Stanley	(36,300)
(354)	Hologic Inc	Morgan Stanley	1,101
(4,247)	Home Bancorp Inc	Goldman Sachs	(5,118)
(648)	Home Bancorp Inc	HSBC	(1,416)
(66,571)	Home BancShares Inc	Barclays Bank	666
(109,476)	Home BancShares Inc	Goldman Sachs	(110,571)
(4,829)	Home BancShares Inc	HSBC	(5,505)
(2,386)	Home Depot Inc	Barclays Bank	12,391
(1,464)	Home Depot Inc	HSBC	5,214
(4,320)	HomeStreet Inc	Bank of America Merrill Lynch	4,147
(26,209)	HomeStreet Inc	Barclays Bank	32,761
(11,994)	HomeStreet Inc	Goldman Sachs	11,514
(9,524)	HomeStreet Inc	HSBC	7,905
(3,881)	HomeStreet Inc	Morgan Stanley	4,851
6,130	HomeTrust Bancshares Inc	Bank of America Merrill Lynch	5,946
43,170	HomeTrust Bancshares Inc	Barclays Bank	(21,585)
12,256	HomeTrust Bancshares Inc	Goldman Sachs	11,888
10,635	HomeTrust Bancshares Inc	HSBC	8,508
25,157	Homology Medicines Inc	Bank of America Merrill Lynch	(1,459)

保有高	銘柄	取引相手	未実現純評価益 ／(損) (米ドル)
	米国 (続き)		
53,700	Homology Medicines Inc	Barclays Bank	(4,189)
24,543	Homology Medicines Inc	Goldman Sachs	(1,423)
15,531	Homology Medicines Inc	HSBC	(745)
5,738	Homology Medicines Inc	Morgan Stanley	(448)
(18,270)	Honest Co Inc	Bank of America Merrill Lynch	8,404
(11,227)	Honest Co Inc	Barclays Bank	1,684
(53,270)	Honest Co Inc	HSBC	8,523
(55,527)	Honest Co Inc	Morgan Stanley	8,329
9,765	Honeywell International Inc	Bank of America Merrill Lynch	(25,487)
23,475	Honeywell International Inc	Barclays Bank	(122,774)
2,288	Honeywell International Inc	Goldman Sachs	(6,167)
10,218	Honeywell International Inc	HSBC	(53,645)
8,507	Honeywell International Inc	Morgan Stanley	(44,492)
(3,344)	Hooker Furnishings Corp	Bank of America Merrill Lynch	936
(2,891)	Hooker Furnishings Corp	Barclays Bank	867
(10,854)	Hooker Furnishings Corp	Goldman Sachs	3,039
(4,475)	Hooker Furnishings Corp	HSBC	(2,372)
(1,556)	Hooker Furnishings Corp	Morgan Stanley	467
(6,457)	Horace Mann Educators Corp	Barclays Bank	7,296
12,331	Horizon Bancorp Inc	Bank of America Merrill Lynch	12,701
50,003	Horizon Bancorp Inc	Barclays Bank	6,250
101,124	Horizon Bancorp Inc	Goldman Sachs	104,158
43,298	Horizon Bancorp Inc	HSBC	40,700
31,563	Horizon Bancorp Inc	Morgan Stanley	3,945
(12,065)	Hormel Foods Corp	Bank of America Merrill Lynch	18,701
662	Hormel Foods Corp	Bank of America Merrill Lynch	(1,026)
(41,050)	Hormel Foods Corp	Barclays Bank	33,661
2,616	Hormel Foods Corp	Barclays Bank	(2,145)
(59,967)	Hormel Foods Corp	Goldman Sachs	92,949
(22,244)	Hormel Foods Corp	HSBC	57,167
(9,268)	Hormel Foods Corp	Morgan Stanley	7,600
(1,317)	Host Hotels & Resorts Inc (REIT)	Bank of America Merrill Lynch	823
(16,381)	Host Hotels & Resorts Inc (REIT)	Barclays Bank	13,515
(11,145)	Host Hotels & Resorts Inc (REIT)	HSBC	12,538
(4,747)	Host Hotels & Resorts Inc (REIT)	Morgan Stanley	3,916
40,520	Hostess Brands Inc	Barclays Bank	(30,390)
16,691	Hostess Brands Inc	Goldman Sachs	(19,528)
13,030	Hostess Brands Inc	HSBC	(17,591)
5,082	Hostess Brands Inc	Morgan Stanley	(3,812)
4,646	Houlihan Lokey Inc	Bank of America Merrill Lynch	(2,973)
6,179	Houlihan Lokey Inc	Barclays Bank	2,039
15,475	Houlihan Lokey Inc	Goldman Sachs	(9,410)
5,739	Houlihan Lokey Inc	HSBC	11,602
2,348	Houlihan Lokey Inc	Morgan Stanley	640
(309)	Hovnanian Enterprises Inc 'A'	Bank of America Merrill Lynch	(2,256)

保有高	銘柄	取引相手	未実現純評価益 ／(損) (米ドル)
	米国(続き)		
(8,096)	Hovnanian Enterprises Inc ' A'	Barclays Bank	4,696
(1,379)	Hovnanian Enterprises Inc ' A'	Goldman Sachs	(10,067)
(2,798)	Hovnanian Enterprises Inc ' A'	HSBC	(36,514)
5,072	Howard Hughes Corp	Bank of America Merrill Lynch	(4,217)
1,096	Howard Hughes Corp	Barclays Bank	(406)
7,683	Howard Hughes Corp	HSBC	(16,749)
2,978	Howard Hughes Corp	Morgan Stanley	(1,102)
(15,436)	Howmet Aerospace Inc	Bank of America Merrill Lynch	27,899
(89,784)	Howmet Aerospace Inc	Barclays Bank	171,753
(53,010)	Howmet Aerospace Inc	Goldman Sachs	92,313
(25,186)	Howmet Aerospace Inc	HSBC	27,265
(16,831)	Howmet Aerospace Inc	Morgan Stanley	33,310
4,771	HP Inc	Bank of America Merrill Lynch	859
2,143	HP Inc	Barclays Bank	(2,057)
41,016	HP Inc	Goldman Sachs	7,383
52,276	HP Inc	HSBC	(23,001)
35,314	HP Inc	Morgan Stanley	(33,902)
7,907	Hub Group Inc ' A'	Barclays Bank	(13,837)
14,309	Hub Group Inc ' A'	HSBC	429
278	Hub Group Inc ' A'	Morgan Stanley	(447)
(2,212)	Hubbell Inc	Bank of America Merrill Lynch	(27,185)
(3,229)	Hubbell Inc	Morgan Stanley	(10,914)
319	HubSpot Inc	Barclays Bank	6,562
(653)	HubSpot Inc	Barclays Bank	(13,432)
(252)	HubSpot Inc	Morgan Stanley	(5,184)
136,141	Hudson Pacific Properties Inc (REIT)	Bank of America Merrill Lynch	28,849
58,030	Hudson Pacific Properties Inc (REIT)	Barclays Bank	(4,352)
45	Hudson Pacific Properties Inc (REIT)	Goldman Sachs	13
28,308	Hudson Pacific Properties Inc (REIT)	HSBC	(9,336)
108,674	Hudson Pacific Properties Inc (REIT)	Morgan Stanley	(8,151)
(25,793)	Hudson Technologies Inc	Bank of America Merrill Lynch	(2,579)
(3,642)	Hudson Technologies Inc	Barclays Bank	1,930
(8,112)	Hudson Technologies Inc	Goldman Sachs	(811)
(11,373)	Hudson Technologies Inc	HSBC	(7,233)
(10,367)	Hudson Technologies Inc	Morgan Stanley	5,495
13,205	Humacyte Inc	Barclays Bank	(9,508)
896	Humacyte Inc	Goldman Sachs	(381)
5,717	Humacyte Inc	Morgan Stanley	(4,116)
(1,804)	Humana Inc	Barclays Bank	26,257
(5,167)	Humana Inc	Goldman Sachs	119,229
(681)	Humana Inc	HSBC	24,880
(647)	Humana Inc	Morgan Stanley	9,417
(69,167)	Huntington Bancshares Inc	Barclays Bank	3,458
(15,496)	Huntington Bancshares Inc	HSBC	(11,313)
(58,324)	Huntington Bancshares Inc	Morgan Stanley	2,916

保有高	銘柄	取引相手	未実現純評価益 ／(損) (米ドル)
	米国(続き)		
(3,077)	Huntington Ingalls Industries Inc	Bank of America Merrill Lynch	(11,487)
(1,041)	Huntington Ingalls Industries Inc	Barclays Bank	1,936
(395)	Huntington Ingalls Industries Inc	HSBC	(58)
(4,888)	Huntington Ingalls Industries Inc	Morgan Stanley	8,141
16,865	Huntsman Corp	Bank of America Merrill Lynch	(21,925)
50,726	Huntsman Corp	Barclays Bank	(80,655)
30,102	Huntsman Corp	Goldman Sachs	(39,133)
30,424	Huntsman Corp	HSBC	(62,674)
10,839	Huntsman Corp	Morgan Stanley	(17,234)
5,498	Hurco Cos Inc	Bank of America Merrill Lynch	(2,914)
5,577	Hurco Cos Inc	Barclays Bank	(1,506)
6,095	Hurco Cos Inc	Goldman Sachs	(3,230)
4,059	Hurco Cos Inc	HSBC	—
8,633	Hurco Cos Inc	Morgan Stanley	(2,331)
(372)	Huron Consulting Group Inc	Bank of America Merrill Lynch	(108)
(1,248)	Huron Consulting Group Inc	Barclays Bank	2,434
4,126	Hyatt Hotels Corp ' A'	Bank of America Merrill Lynch	(21,393)
2,801	Hyatt Hotels Corp ' A'	Barclays Bank	(7,367)
5,749	Hyatt Hotels Corp ' A'	Goldman Sachs	(31,045)
1,997	Hyatt Hotels Corp ' A'	HSBC	(12,557)
(5,161)	Hyatt Hotels Corp ' A'	Morgan Stanley	13,573
1,615	Hyatt Hotels Corp ' A'	Morgan Stanley	(4,247)
(19,599)	Hydrofarm Holdings Group Inc	Bank of America Merrill Lynch	2,932
(29,257)	Hydrofarm Holdings Group Inc	Goldman Sachs	4,377
(81,123)	Hyllion Holdings Corp	Bank of America Merrill Lynch	4,462
(101,017)	Hyllion Holdings Corp	Barclays Bank	10,607
(9,810)	Hyllion Holdings Corp	Goldman Sachs	540
(51,398)	Hyllion Holdings Corp	Morgan Stanley	5,397
(1,244)	Hyster-Yale Materials Handling Inc	Bank of America Merrill Lynch	4,205
(5,711)	Hyster-Yale Materials Handling Inc	Barclays Bank	28,898
(1,030)	Hyster-Yale Materials Handling Inc	HSBC	4,289
(1,051)	Hyster-Yale Materials Handling Inc	Morgan Stanley	5,318
(889)	I3 Verticals Inc ' A'	Bank of America Merrill Lynch	(1,085)
(10,295)	I3 Verticals Inc ' A'	Barclays Bank	3,294
(3,242)	I3 Verticals Inc ' A'	HSBC	1,297
657	IAC Inc	Bank of America Merrill Lynch	(255)
731	IAC Inc	Goldman Sachs	(2,675)
(2,313)	IAC Inc	Goldman Sachs	8,466
4,819	IBEX Holdings Ltd	Bank of America Merrill Lynch	5,979
5,989	IBEX Holdings Ltd	Barclays Bank	(8,205)
8,710	IBEX Holdings Ltd	Goldman Sachs	13,239
860	IBEX Holdings Ltd	HSBC	1,324
7,759	IBEX Holdings Ltd	Morgan Stanley	(9,676)
(1,279)	ICF International Inc	Bank of America Merrill Lynch	4,540
(2,577)	ICF International Inc	Barclays Bank	7,267

保有高	銘柄	取引相手	未実現純評価益 ／(損) (米ドル)
	米国 (続き)		
(5,773)	ICF International Inc	Goldman Sachs	20,494
(1,851)	ICF International Inc	HSBC	2,502
(2,144)	ICF International Inc	Morgan Stanley	6,046
(2,935)	Ichor Holdings Ltd	Barclays Bank	59
(9,409)	Ichor Holdings Ltd	Goldman Sachs	(29,638)
(3,889)	Ichor Holdings Ltd	HSBC	(10,189)
(16,447)	Ichor Holdings Ltd	Morgan Stanley	329
(298)	ICON Plc	Bank of America Merrill Lynch	(405)
(8,108)	ICON Plc	Barclays Bank	70,540
(2,161)	ICON Plc	Goldman Sachs	(2,939)
(3,946)	ICON Plc	HSBC	(68,660)
(1,939)	ICON Plc	Morgan Stanley	16,870
2,727	Icosavax Inc	Bank of America Merrill Lynch	3,218
2,130	Icosavax Inc	HSBC	6,497
(87)	ICU Medical Inc	Bank of America Merrill Lynch	2,633
(9,921)	ICU Medical Inc	Barclays Bank	226,694
(2,398)	ICU Medical Inc	Goldman Sachs	72,587
(6,350)	ICU Medical Inc	HSBC	96,012
(5,669)	ICU Medical Inc	Morgan Stanley	129,537
11,006	IDACORP Inc	Bank of America Merrill Lynch	(55,690)
58,366	IDACORP Inc	Barclays Bank	(198,444)
12,064	IDACORP Inc	Goldman Sachs	(61,044)
12,454	IDACORP Inc	HSBC	(84,687)
13,258	IDACORP Inc	Morgan Stanley	(45,077)
10,642	Ideaya Biosciences Inc	HSBC	31,926
6,941	Ideaya Biosciences Inc	Morgan Stanley	1,180
(12,958)	Identiv Inc	Bank of America Merrill Lynch	(3,240)
(20,311)	Identiv Inc	Barclays Bank	203
(16,843)	Identiv Inc	Goldman Sachs	(4,211)
(573)	IDEX Corp	Bank of America Merrill Lynch	4,154
(2,173)	IDEX Corp	Barclays Bank	17,471
(1,198)	IDEX Corp	Goldman Sachs	6,905
(15,295)	IDEX Corp	HSBC	152,272
115	IDEXX Laboratories Inc	Bank of America Merrill Lynch	(3,426)
5,178	IDEXX Laboratories Inc	Barclays Bank	(135,456)
956	IDEXX Laboratories Inc	HSBC	(24,320)
922	IDEXX Laboratories Inc	Morgan Stanley	(24,120)
6,423	IDT Corp ' B'	Bank of America Merrill Lynch	(13,360)
4,410	IDT Corp ' B'	Goldman Sachs	(9,173)
7,454	IDT Corp ' B'	HSBC	(16,339)
6,667	IDT Corp ' B'	Morgan Stanley	(21,201)
(3,504)	IES Holdings Inc	Bank of America Merrill Lynch	3,539
(2,384)	IES Holdings Inc	Barclays Bank	6,532
(2,091)	IES Holdings Inc	Goldman Sachs	2,112
(1,732)	IES Holdings Inc	HSBC	(5,750)

保有高	銘柄	取引相手	未実現純評価益 ／(損) (米ドル)
	米国 (続き)		
(5,190)	IES Holdings Inc	Morgan Stanley	14,221
2,759	IGM Biosciences Inc	Barclays Bank	(1,380)
1,334	IGM Biosciences Inc	HSBC	(1,281)
18,820	iHeartMedia Inc 'A'	Bank of America Merrill Lynch	(4,046)
21,385	iHeartMedia Inc 'A'	Barclays Bank	(6,095)
17,275	iHeartMedia Inc 'A'	HSBC	(12,179)
26,771	iHeartMedia Inc 'A'	Morgan Stanley	(7,630)
768	Illinois Tool Works Inc	Bank of America Merrill Lynch	(7,519)
2,005	Illinois Tool Works Inc	Barclays Bank	(15,739)
11,403	Illinois Tool Works Inc	Goldman Sachs	(111,636)
13,262	Illinois Tool Works Inc	HSBC	(121,348)
1,742	Illinois Tool Works Inc	Morgan Stanley	(13,675)
(3,392)	Illumina Inc	Bank of America Merrill Lynch	22,958
(4,342)	Illumina Inc	Barclays Bank	64,001
(6,303)	Illumina Inc	HSBC	22,050
(781)	Illumina Inc	Morgan Stanley	6,195
(9,281)	IMAX Corp	Barclays Bank	15,314
(67,601)	Immersion Corp	Barclays Bank	8,112
4,085	Immuneering Corp 'A'	Barclays Bank	(4,534)
2,351	Immuneering Corp 'A'	Goldman Sachs	(2,092)
628	Immuneering Corp 'A'	HSBC	(94)
2,268	Immuneering Corp 'A'	Morgan Stanley	(2,517)
(22,416)	Immunic Inc	Bank of America Merrill Lynch	897
(1,232)	Immunic Inc	Barclays Bank	308
(4,227)	Immunic Inc	Goldman Sachs	169
3,703	ImmunoGen Inc	Bank of America Merrill Lynch	1,000
(10,795)	Immunovant Inc	Barclays Bank	30,010
(1,403)	Impinj Inc	Barclays Bank	(505)
(1,181)	Impinj Inc	Goldman Sachs	(5,043)
(3,511)	Impinj Inc	HSBC	(15,413)
(759)	Impinj Inc	Morgan Stanley	(273)
2,005	Inari Medical Inc	Bank of America Merrill Lynch	(16,599)
1,177	Inari Medical Inc	Barclays Bank	(76)
(4,302)	Inari Medical Inc	Goldman Sachs	46,548
2,443	Inari Medical Inc	HSBC	(5,187)
1,323	Inari Medical Inc	Morgan Stanley	(4,353)
7,851	Incyte Corp	Bank of America Merrill Lynch	(33,524)
30,736	Incyte Corp	Barclays Bank	(75,610)
10,607	Incyte Corp	Goldman Sachs	(45,292)
20,669	Incyte Corp	HSBC	(79,179)
16,783	Incyte Corp	Morgan Stanley	(41,286)
11,569	Independence Realty Trust Inc (REIT)	Bank of America Merrill Lynch	1,504
24,114	Independence Realty Trust Inc (REIT)	Barclays Bank	8,439
46,304	Independence Realty Trust Inc (REIT)	Goldman Sachs	6,020
112,985	Independence Realty Trust Inc (REIT)	HSBC	15,871

保有高	銘柄	取引相手	未実現純評価益 ／(損) (米ドル)
	米国(続き)		
27,688	Independence Realty Trust Inc (REIT)	Morgan Stanley	9,691
30,531	Independent Bank Corp	Bank of America Merrill Lynch	18,624
(14,669)	Independent Bank Corp	Barclays Bank	47,968
71,099	Independent Bank Corp	Barclays Bank	(39,104)
44,574	Independent Bank Corp	Goldman Sachs	27,190
(4,669)	Independent Bank Corp	Goldman Sachs	6,863
(3,716)	Independent Bank Corp	HSBC	11,259
16,559	Independent Bank Corp	Morgan Stanley	(9,107)
(7,693)	Independent Bank Group Inc	Barclays Bank	7,385
(33,644)	indie Semiconductor Inc ' A'	Barclays Bank	(8,579)
(6,404)	indie Semiconductor Inc ' A'	HSBC	(8,357)
(62,280)	indie Semiconductor Inc ' A'	Morgan Stanley	(15,881)
(3,769)	Indus Realty Trust Inc (REIT)	Bank of America Merrill Lynch	(415)
(3,468)	Indus Realty Trust Inc (REIT)	Barclays Bank	35
(5,547)	Indus Realty Trust Inc (REIT)	Goldman Sachs	(610)
(3,737)	Indus Realty Trust Inc (REIT)	HSBC	(523)
34,459	Industrial Logistics Properties Trust (REIT)	Bank of America Merrill Lynch	(1,378)
39,372	Industrial Logistics Properties Trust (REIT)	Barclays Bank	(3,150)
82,245	Industrial Logistics Properties Trust (REIT)	Goldman Sachs	(3,290)
5,345	Industrial Logistics Properties Trust (REIT)	HSBC	(748)
32,205	Industrial Logistics Properties Trust (REIT)	Morgan Stanley	(2,576)
(7,240)	Infinera Corp	Bank of America Merrill Lynch	(941)
(3,912)	Infinera Corp	Barclays Bank	(430)
(46,739)	Infinera Corp	HSBC	6,543
31,749	Informatica Inc ' A'	Bank of America Merrill Lynch	66,355
35,171	Informatica Inc ' A'	Barclays Bank	16,178
10,417	Informatica Inc ' A'	Goldman Sachs	21,772
20,725	Informatica Inc ' A'	HSBC	50,569
5,208	Informatica Inc ' A'	Morgan Stanley	2,396
56,821	Information Services Group Inc	Bank of America Merrill Lynch	(4,546)
23,730	Information Services Group Inc	Barclays Bank	(6,170)
40,469	Information Services Group Inc	Goldman Sachs	(3,238)
12,226	Information Services Group Inc	HSBC	1,345
45,080	Information Services Group Inc	Morgan Stanley	(11,721)
(8,616)	InfuSystem Holdings Inc	Barclays Bank	1,034
(22,828)	InfuSystem Holdings Inc	Goldman Sachs	3,881
(4,079)	InfuSystem Holdings Inc	HSBC	(1,061)
(37,754)	Ingersoll Rand Inc	Barclays Bank	89,701
(17,158)	Ingersoll Rand Inc	Goldman Sachs	28,139
(17,989)	Ingersoll Rand Inc	HSBC	28,929
(19,465)	Ingersoll Rand Inc	Morgan Stanley	24,770
5,606	Ingevity Corp	Barclays Bank	(20,182)

保有高	銘柄	取引相手	未実現純評価益 ／(損) (米ドル)
	米国(続き)		
1,228	Ingevity Corp	Goldman Sachs	(7,257)
2,194	Ingevity Corp	Morgan Stanley	(7,898)
(9,756)	Ingles Markets Inc 'A'	Barclays Bank	1,756
(1,427)	Ingles Markets Inc 'A'	Goldman Sachs	(885)
(1,542)	Ingles Markets Inc 'A'	HSBC	(894)
(2,302)	Ingredion Inc	Bank of America Merrill Lynch	13,098
(2,409)	Ingredion Inc	Barclays Bank	16,743
(2,200)	Ingredion Inc	Morgan Stanley	15,290
(6,997)	Inhibrx Inc	Bank of America Merrill Lynch	10,705
(2,257)	Inhibrx Inc	Barclays Bank	2,392
(2,217)	Inhibrx Inc	HSBC	6,274
(3,355)	Inhibrx Inc	Morgan Stanley	3,556
(13,344)	Innodata Inc	Bank of America Merrill Lynch	(22,418)
(20,349)	Innodata Inc	Barclays Bank	(27,471)
(3,851)	Innodata Inc	Goldman Sachs	(6,470)
1,010	Innospec Inc	Bank of America Merrill Lynch	(4,050)
8,333	Innospec Inc	Goldman Sachs	(33,415)
5,725	Innospec Inc	HSBC	(28,167)
(2,140)	Innovage Holding Corp	Bank of America Merrill Lynch	342
(2,836)	Innovage Holding Corp	Barclays Bank	2,581
(15,897)	Innovage Holding Corp	Goldman Sachs	2,544
(9,044)	Innovage Holding Corp	HSBC	2,261
(16,514)	INNOVATE Corp	Bank of America Merrill Lynch	5,780
(48,441)	INNOVATE Corp	Barclays Bank	9,204
(10,836)	INNOVATE Corp	Goldman Sachs	3,793
(50,317)	Innovid Corp	Barclays Bank	(12,655)
(10,885)	Innoviva Inc	Bank of America Merrill Lynch	(3,919)
(60,728)	Innoviva Inc	Barclays Bank	22,469
(9,182)	Innoviva Inc	HSBC	(14,599)
(1,677)	Innoviva Inc	Morgan Stanley	620
1,226	Inogen Inc	Bank of America Merrill Lynch	270
1,728	Inogen Inc	Barclays Bank	(484)
13,130	Inogen Inc	Goldman Sachs	2,889
5,541	Inogen Inc	HSBC	(4,544)
2,919	Inogen Inc	Morgan Stanley	(817)
(197)	Inotiv Inc	Bank of America Merrill Lynch	4
(7,907)	Inotiv Inc	Goldman Sachs	158
(26,917)	Inovio Pharmaceuticals Inc	Barclays Bank	2,705
(10,634)	Inovio Pharmaceuticals Inc	HSBC	2,757
3,456	Inozyme Pharma Inc	Barclays Bank	(3,007)
5,796	Inozyme Pharma Inc	Goldman Sachs	(3,594)
5,251	Inozyme Pharma Inc	Morgan Stanley	(4,568)
24,078	Inseego Corp	Bank of America Merrill Lynch	1,445
23,656	Inseego Corp	Barclays Bank	1,892
9,601	Inseego Corp	Goldman Sachs	576

保有高	銘柄	取引相手	未実現純評価益 ／(損) (米ドル)
	米国(続き)		
5,733	Inseego Corp	HSBC	(459)
3,774	Inseego Corp	Morgan Stanley	302
7,420	Insight Enterprises Inc	Barclays Bank	23,225
628	Insight Enterprises Inc	HSBC	6,074
8,676	Insight Enterprises Inc	Morgan Stanley	27,156
(3,646)	Insmed Inc	Bank of America Merrill Lynch	1,787
(10,545)	Insmed Inc	Barclays Bank	16,134
(6,894)	Insmed Inc	Morgan Stanley	10,548
29,323	Insp erity Inc	Bank of America Merrill Lynch	(46,624)
39,196	Insp erity Inc	Barclays Bank	(154,040)
14,094	Insp erity Inc	Goldman Sachs	(22,410)
3,399	Insp erity Inc	HSBC	(20,462)
10,356	Insp erity Inc	Morgan Stanley	(40,699)
2,227	Insp ire Medical Systems Inc	Barclays Bank	(38,861)
(233)	Insp ire Medical Systems Inc	Goldman Sachs	1,266
472	Insp ire Medical Systems Inc	HSBC	4,731
(2,639)	Insp ired Entertainment Inc	Bank of America Merrill Lynch	1,108
(21,340)	Insp ired Entertainment Inc	Barclays Bank	11,737
(3,804)	Insp ired Entertainment Inc	Goldman Sachs	1,598
(5,801)	Insp ired Entertainment Inc	HSBC	(6,961)
(451)	Insp ired Entertainment Inc	Morgan Stanley	248
3,997	Installed Building Products Inc	Bank of America Merrill Lynch	(34,854)
3,538	Installed Building Products Inc	Barclays Bank	(14,117)
7,954	Installed Building Products Inc	HSBC	(64,825)
1,149	Installed Building Products Inc	Morgan Stanley	(4,585)
(753)	Insteel Industries Inc	Bank of America Merrill Lynch	(489)
(5,983)	Insteel Industries Inc	Barclays Bank	(239)
(9,084)	Insteel Industries Inc	Goldman Sachs	(5,905)
(13,726)	Insteel Industries Inc	HSBC	(24,127)
(7,949)	Insteel Industries Inc	Morgan Stanley	(46)
(7,868)	Instructure Holdings Inc	Barclays Bank	(1,962)
(18,514)	Instructure Holdings Inc	Goldman Sachs	(10,553)
(2,327)	Instructure Holdings Inc	HSBC	2,676
(2,285)	Instructure Holdings Inc	Morgan Stanley	(614)
218	Insulet Corp	Bank of America Merrill Lynch	(10,152)
857	Insulet Corp	Barclays Bank	(27,707)
1,357	Insulet Corp	HSBC	(60,739)
1,261	Insulet Corp	Morgan Stanley	(40,768)
1,393	Intapp Inc	Barclays Bank	3,650
4,416	Intapp Inc	Goldman Sachs	(4,328)
1,292	Intapp Inc	HSBC	6,202
3,800	Intapp Inc	Morgan Stanley	9,956
(1,909)	Integer Holdings Corp	Bank of America Merrill Lynch	(4,216)
(7,254)	Integer Holdings Corp	Barclays Bank	2,104
(3,696)	Integer Holdings Corp	Goldman Sachs	(8,723)

保有高	銘柄	取引相手	未実現純評価益 ／(損) (米ドル)
	米国(続き)		
(1,369)	Integer Holdings Corp	HSBC	(2,567)
(3,840)	Integer Holdings Corp	Morgan Stanley	354
(1,034)	Integra LifeSciences Holdings Corp	Bank of America Merrill Lynch	665
7,332	Integra LifeSciences Holdings Corp	Barclays Bank	(94,509)
14,165	Integra LifeSciences Holdings Corp	Goldman Sachs	(163,889)
5,810	Integra LifeSciences Holdings Corp	Morgan Stanley	(74,891)
10,010	Integral Ad Science Holding Corp	Barclays Bank	11,962
17,585	Integral Ad Science Holding Corp	Goldman Sachs	48,865
32,748	Intel Corp	Bank of America Merrill Lynch	16,914
15,520	Intel Corp	Barclays Bank	33,106
21,012	Intel Corp	Goldman Sachs	12,022
38,861	Intel Corp	HSBC	(13,811)
10,315	Intel Corp	Morgan Stanley	516
11,005	Intellia Therapeutics Inc	Barclays Bank	(74,944)
(1,448)	Intellia Therapeutics Inc	HSBC	11,918
4,088	Intellia Therapeutics Inc	HSBC	(22,934)
(1,023)	Intellia Therapeutics Inc	Morgan Stanley	6,967
(8,246)	Intellicheck Inc	Bank of America Merrill Lynch	(2,639)
(56,390)	Intellicheck Inc	Barclays Bank	(15,225)
851	Inter Parfums Inc	Bank of America Merrill Lynch	(7,565)
226	Inter Parfums Inc	Goldman Sachs	(969)
4,345	Inter Parfums Inc	Morgan Stanley	(25,071)
8,312	Interactive Brokers Group Inc 'A'	Bank of America Merrill Lynch	11,637
5,000	Interactive Brokers Group Inc 'A'	Barclays Bank	11,550
553	Interactive Brokers Group Inc 'A'	Goldman Sachs	774
781	Interactive Brokers Group Inc 'A'	HSBC	(78)
4,286	Interactive Brokers Group Inc 'A'	Morgan Stanley	9,901
19,782	Intercept Pharmaceuticals Inc	Barclays Bank	21,958
3,685	Intercept Pharmaceuticals Inc	Goldman Sachs	(16,585)
1,827	Intercontinental Exchange Inc	Bank of America Merrill Lynch	(9,610)
618	Intercontinental Exchange Inc	Barclays Bank	(2,830)
(1,947)	Intercontinental Exchange Inc	Barclays Bank	8,917
9,151	Intercontinental Exchange Inc	Goldman Sachs	(48,134)
5,676	Intercontinental Exchange Inc	HSBC	(14,871)
(234)	InterDigital Inc	Bank of America Merrill Lynch	(91)
(5,287)	InterDigital Inc	Barclays Bank	8,724
(2,001)	InterDigital Inc	Morgan Stanley	3,302
18,544	Interface Inc	Bank of America Merrill Lynch	(1,113)
32,874	Interface Inc	Barclays Bank	(7,890)
22,119	Interface Inc	Goldman Sachs	(1,327)
15,123	Interface Inc	HSBC	(3,327)
43,387	Interface Inc	Morgan Stanley	(10,413)
(694)	International Bancshares Corp	Bank of America Merrill Lynch	880
(3,962)	International Bancshares Corp	Barclays Bank	3,843
(6,906)	International Bancshares Corp	Goldman Sachs	(8,633)

保有高	銘柄	取引相手	未実現純評価益 ／(損) (米ドル)
	米国 (続き)		
(6,656)	International Bancshares Corp	HSBC	(12,609)
(5,632)	International Bancshares Corp	Morgan Stanley	5,339
(1,851)	International Business Machines Corp	Bank of America Merrill Lynch	(10,033)
(14,591)	International Business Machines Corp	Barclays Bank	(18,676)
(24,310)	International Business Machines Corp	Goldman Sachs	(131,760)
(13,067)	International Business Machines Corp	HSBC	(70,300)
(1,764)	International Business Machines Corp	Morgan Stanley	(2,258)
(8,436)	International Flavors & Fragrances Inc	Barclays Bank	52,050
1,847	International Flavors & Fragrances Inc	Barclays Bank	(11,396)
781	International Flavors & Fragrances Inc	Goldman Sachs	(2,740)
(5,136)	International Flavors & Fragrances Inc	HSBC	102,258
3,342	International Flavors & Fragrances Inc	HSBC	(16,870)
1,069	International Flavors & Fragrances Inc	Morgan Stanley	(6,596)
1,749	International Game Technology Plc	Bank of America Merrill Lynch	(1,803)
19,194	International Game Technology Plc	Barclays Bank	(33,013)
4,707	International Game Technology Plc	Goldman Sachs	(8,284)
13,192	International Game Technology Plc	HSBC	(39,181)
(24,326)	International Game Technology Plc	HSBC	72,248
4,937	International Game Technology Plc	Morgan Stanley	(8,491)
(10,048)	International Money Express Inc	Goldman Sachs	—
(1,305)	International Money Express Inc	Morgan Stanley	900
(4,728)	International Paper Co	Barclays Bank	9,787
9,893	International Paper Co	Goldman Sachs	(21,369)
(762)	International Paper Co	HSBC	725
14,336	International Paper Co	Morgan Stanley	(29,676)
4,275	International Seaways Inc	Bank of America Merrill Lynch	(11,756)
419	International Seaways Inc	Goldman Sachs	(1,152)
1,364	International Seaways Inc	HSBC	(2,264)
3,976	International Seaways Inc	Morgan Stanley	(9,741)
(13,702)	Interpublic Group of Cos Inc	Bank of America Merrill Lynch	(469)
(29,057)	Interpublic Group of Cos Inc	Barclays Bank	(2,232)
(15,650)	Interpublic Group of Cos Inc	Goldman Sachs	(8,072)
(11,517)	Interpublic Group of Cos Inc	HSBC	(18,129)
(36,174)	Interpublic Group of Cos Inc	Morgan Stanley	(2,104)
3,806	inTEST Corp	Bank of America Merrill Lynch	(1,170)
3,797	inTEST Corp	Goldman Sachs	304
5,677	inTEST Corp	HSBC	(1,043)
9,847	inTEST Corp	Morgan Stanley	(3,828)
(4,936)	Intevac Inc	Bank of America Merrill Lynch	49
(782)	Intevac Inc	Barclays Bank	211
(30,794)	Intevac Inc	Goldman Sachs	308
(900)	Intevac Inc	HSBC	90
1,742	Intra-Cellular Therapies Inc	Barclays Bank	(4,059)
4,412	Intra-Cellular Therapies Inc	Goldman Sachs	(20,295)
661	Intra-Cellular Therapies Inc	HSBC	(2,472)

保有高	銘柄	取引相手	未実現純評価益 ／(損) (米ドル)
	米国 (続き)		
(789)	Intra-Cellular Therapies Inc	Morgan Stanley	1,838
(1,626)	Intrepid Potash Inc	Bank of America Merrill Lynch	2,797
(5,405)	Intrepid Potash Inc	Barclays Bank	10,270
(770)	Intrepid Potash Inc	Goldman Sachs	1,324
(4,156)	Intrepid Potash Inc	HSBC	8,693
(2,632)	Intrepid Potash Inc	Morgan Stanley	5,001
(133)	Intuit Inc	Morgan Stanley	804
687	Intuitive Surgical Inc	HSBC	(584)
9,051	InvenTrust Properties Corp (REIT)	Barclays Bank	(4,611)
46,281	InvenTrust Properties Corp (REIT)	HSBC	(63,868)
10,318	InvenTrust Properties Corp (REIT)	Morgan Stanley	(5,675)
27,392	Invesco Ltd	Bank of America Merrill Lynch	(19,448)
61,639	Invesco Ltd	Barclays Bank	(41,672)
71,777	Invesco Ltd	Goldman Sachs	(50,962)
56,989	Invesco Ltd	HSBC	(43,847)
48,611	Invesco Ltd	Morgan Stanley	(28,867)
(17,543)	Invesco Mortgage Capital Inc (REIT)	Bank of America Merrill Lynch	3,684
(20,710)	Invesco Mortgage Capital Inc (REIT)	Barclays Bank	(1,243)
(13,049)	Invesco Mortgage Capital Inc (REIT)	HSBC	(5,089)
(34,209)	Invesco Mortgage Capital Inc (REIT)	Morgan Stanley	(2,053)
10,705	Investar Holding Corp	Barclays Bank	(3,104)
10,254	Investar Holding Corp	Goldman Sachs	(615)
29,512	Investar Holding Corp	HSBC	(33,053)
5,910	Investar Holding Corp	Morgan Stanley	(1,714)
569	Investors Title Co	Barclays Bank	(1,280)
4,811	Investors Title Co	Goldman Sachs	(25,498)
861	Investors Title Co	HSBC	(5,510)
19,377	Invitae Corp	Barclays Bank	(1,647)
13,579	Invitae Corp	Goldman Sachs	(2,919)
23,605	Invitae Corp	HSBC	(13,809)
5,053	Invitae Corp	Morgan Stanley	(430)
14,805	Invitation Homes Inc (REIT)	Bank of America Merrill Lynch	9,422
25,112	Invitation Homes Inc (REIT)	Barclays Bank	4,378
1,936	Invitation Homes Inc (REIT)	Goldman Sachs	1,611
14,575	Ionis Pharmaceuticals Inc	Bank of America Merrill Lynch	62,381
(898)	Ionis Pharmaceuticals Inc	Goldman Sachs	26
(1,961)	Ionis Pharmaceuticals Inc	HSBC	417
9,017	Ionis Pharmaceuticals Inc	Morgan Stanley	(1,713)
(10,297)	IonQ Inc	HSBC	(46,131)
(49,223)	IonQ Inc	Morgan Stanley	11,321
16,790	Iovance Biotherapeutics Inc	Bank of America Merrill Lynch	17,042
(8,729)	Iovance Biotherapeutics Inc	Bank of America Merrill Lynch	(8,860)
(6,598)	Iovance Biotherapeutics Inc	Goldman Sachs	(6,697)
3,655	Iovance Biotherapeutics Inc	HSBC	6,488
(6,447)	Iovance Biotherapeutics Inc	HSBC	(11,443)

保有高	銘柄	取引相手	未実現純評価益 ／(損) (米ドル)
	米国(続き)		
(8,797)	IPG Photonics Corp	Barclays Bank	6,598
(3,176)	IPG Photonics Corp	Goldman Sachs	(2,223)
(11,040)	IPG Photonics Corp	HSBC	37,536
(16,706)	IPG Photonics Corp	Morgan Stanley	12,529
916	IQVIA Holdings Inc	Barclays Bank	(5,056)
121	IQVIA Holdings Inc	HSBC	609
233	IQVIA Holdings Inc	Morgan Stanley	(1,286)
892	iRadimed Corp	Bank of America Merrill Lynch	54
5,551	iRadimed Corp	Barclays Bank	167
3,874	iRadimed Corp	Goldman Sachs	232
1,798	iRadimed Corp	HSBC	(2,967)
680	iRadimed Corp	Morgan Stanley	20
(1,527)	iRhythm Technologies Inc	Bank of America Merrill Lynch	24,898
(1,861)	iRhythm Technologies Inc	Barclays Bank	31,377
(5,904)	iRhythm Technologies Inc	Goldman Sachs	104,914
(6,472)	iRhythm Technologies Inc	HSBC	101,044
(2,157)	iRhythm Technologies Inc	Morgan Stanley	36,367
(1,742)	Iridium Communications Inc	Bank of America Merrill Lynch	3,258
(1,405)	Iridium Communications Inc	Barclays Bank	2,711
2,761	Iridium Communications Inc	Barclays Bank	(5,329)
(5,569)	Iron Mountain Inc (REIT)	Barclays Bank	8,576
2,251	Iron Mountain Inc (REIT)	Barclays Bank	(3,467)
(6,437)	Iron Mountain Inc (REIT)	HSBC	16,028
67,898	Ironwood Pharmaceuticals Inc	Barclays Bank	(3,734)
25,383	Ironwood Pharmaceuticals Inc	Goldman Sachs	6,727
17,191	Ironwood Pharmaceuticals Inc	HSBC	4,899
21,912	Ironwood Pharmaceuticals Inc	Morgan Stanley	(1,205)
2,657	Ispire Technology Inc	Barclays Bank	(279)
5,597	Ispire Technology Inc	Goldman Sachs	(5,439)
2,436	Ispire Technology Inc	HSBC	(4,291)
2,801	Ispire Technology Inc	Morgan Stanley	(294)
12,739	iTeos Therapeutics Inc	Barclays Bank	10,956
9,158	iTeos Therapeutics Inc	Goldman Sachs	11,905
11,193	iTeos Therapeutics Inc	Morgan Stanley	9,626
(44,244)	Iteris Inc	Bank of America Merrill Lynch	2,655
(9,336)	Iteris Inc	Goldman Sachs	560
(17,355)	Iteris Inc	Morgan Stanley	(3,297)
(2,689)	Itron Inc	Goldman Sachs	(3,603)
37,904	ITT Inc	Barclays Bank	(217,190)
9,787	ITT Inc	Goldman Sachs	(51,186)
7,636	ITT Inc	HSBC	(52,765)
3,475	ITT Inc	Morgan Stanley	(19,912)
(1,344)	Ivanhoe Electric Inc	Goldman Sachs	2,419
(30,150)	Ivanhoe Electric Inc	Morgan Stanley	28,944
(623)	J & J Snack Foods Corp	Bank of America Merrill Lynch	4,056

保有高	銘柄	取引相手	未実現純評価益 ／(損) (米ドル)
	米国(続き)		
(3,031)	J & J Snack Foods Corp	Barclays Bank	8,426
(307)	J & J Snack Foods Corp	Goldman Sachs	1,999
(2,643)	J & J Snack Foods Corp	HSBC	29,020
3,527	J Jill Inc	Bank of America Merrill Lynch	(2,232)
6,529	J Jill Inc	Barclays Bank	2,873
3,269	J Jill Inc	HSBC	(1,067)
7,972	J Jill Inc	Morgan Stanley	1,736
6,531	J M Smucker Co	Bank of America Merrill Lynch	(66,094)
8,111	J M Smucker Co	Barclays Bank	(34,715)
7,637	J M Smucker Co	Goldman Sachs	(77,286)
13,901	J M Smucker Co	HSBC	(162,920)
6,517	J M Smucker Co	Morgan Stanley	(27,893)
693	Jabil Inc	Bank of America Merrill Lynch	7,089
7,938	Jabil Inc	Goldman Sachs	81,206
13,537	Jabil Inc	HSBC	161,091
11,434	Jabil Inc	Morgan Stanley	65,174
1,545	Jack Henry & Associates Inc	Bank of America Merrill Lynch	(589)
1,636	Jack Henry & Associates Inc	Barclays Bank	(3,059)
(4,460)	Jack Henry & Associates Inc	Goldman Sachs	27,830
(9,630)	Jack Henry & Associates Inc	HSBC	54,795
2,238	Jack Henry & Associates Inc	HSBC	(11,203)
771	Jack Henry & Associates Inc	Morgan Stanley	1,803
(6,481)	Jack in the Box Inc	Barclays Bank	46,339
(8,118)	Jackson Financial Inc 'A'	Barclays Bank	14,775
(4,872)	Jackson Financial Inc 'A'	Morgan Stanley	8,867
(16,753)	Jacobs Solutions Inc	Bank of America Merrill Lynch	60,734
(2,001)	Jacobs Solutions Inc	Barclays Bank	9,768
(3,987)	Jacobs Solutions Inc	Goldman Sachs	14,513
(3,651)	Jacobs Solutions Inc	HSBC	27,344
(3,861)	Jacobs Solutions Inc	Morgan Stanley	25,435
973	JAKKS Pacific Inc	Barclays Bank	(3,298)
3,594	JAKKS Pacific Inc	HSBC	(9,812)
1,250	JAKKS Pacific Inc	Morgan Stanley	(4,238)
13,439	Jamf Holding Corp	Bank of America Merrill Lynch	9,676
5,408	Jamf Holding Corp	Barclays Bank	(1,839)
14,826	Jamf Holding Corp	Goldman Sachs	10,675
3,985	Jamf Holding Corp	HSBC	(598)
6,059	Jamf Holding Corp	Morgan Stanley	(2,060)
(7,768)	Janus Henderson Group Plc	Bank of America Merrill Lynch	(888)
(35,269)	Janus Henderson Group Plc	Barclays Bank	22,572
(31,020)	Janus Henderson Group Plc	Goldman Sachs	(1,241)
(11,223)	Janus Henderson Group Plc	HSBC	5,499
(7,162)	Janus Henderson Group Plc	Morgan Stanley	4,584
24,898	Janus International Group Inc	Bank of America Merrill Lynch	(10,473)
17,201	Janus International Group Inc	Barclays Bank	(7,468)

保有高	銘柄	取引相手	未実現純評価益 ／(損) (米ドル)
	米国 (続き)		
36,846	Janus International Group Inc	Goldman Sachs	(10,742)
34,110	Janus International Group Inc	HSBC	(13,964)
48,641	Janus International Group Inc	Morgan Stanley	(22,375)
1,698	Janux Therapeutics Inc	Bank of America Merrill Lynch	684
2,272	Jazz Pharmaceuticals Plc	Barclays Bank	(15,245)
(1,709)	Jazz Pharmaceuticals Plc	Barclays Bank	11,467
1,997	Jazz Pharmaceuticals Plc	HSBC	(13,860)
(10,204)	JB Hunt Transport Services Inc	Bank of America Merrill Lynch	82,745
(2,544)	JB Hunt Transport Services Inc	Barclays Bank	4,108
(314)	JB Hunt Transport Services Inc	Goldman Sachs	2,608
(3,043)	JB Hunt Transport Services Inc	HSBC	31,979
(5,042)	JB Hunt Transport Services Inc	Morgan Stanley	8,143
(13,107)	JBG SMITH Properties (REIT)	Bank of America Merrill Lynch	10,445
(44,245)	JBG SMITH Properties (REIT)	Barclays Bank	51,767
(51,659)	JBG SMITH Properties (REIT)	Goldman Sachs	26,862
(44,507)	JBG SMITH Properties (REIT)	HSBC	9,347
(17,062)	JBG SMITH Properties (REIT)	Morgan Stanley	19,963
17,323	Jefferies Financial Group Inc	Bank of America Merrill Lynch	866
24,984	Jefferies Financial Group Inc	Barclays Bank	(13,741)
32,387	Jefferies Financial Group Inc	HSBC	(972)
34,561	Jefferies Financial Group Inc	Morgan Stanley	(19,008)
22,136	JELD-WEN Holding Inc	Barclays Bank	(29,583)
11,763	JELD-WEN Holding Inc	Goldman Sachs	(12,822)
4,962	JELD-WEN Holding Inc	HSBC	(5,394)
4,251	JELD-WEN Holding Inc	Morgan Stanley	(5,135)
13,312	JetBlue Airways Corp	Barclays Bank	(1,664)
132,159	JetBlue Airways Corp	Goldman Sachs	(15,198)
150,632	JetBlue Airways Corp	HSBC	(38,411)
22,273	JetBlue Airways Corp	Morgan Stanley	(2,784)
(25,404)	Joby Aviation Inc	Goldman Sachs	(19,307)
(31,511)	Joby Aviation Inc	HSBC	(40,964)
(67,267)	Joby Aviation Inc	Morgan Stanley	(14,799)
(290)	John B Sanfilippo & Son Inc	Bank of America Merrill Lynch	(925)
(3,441)	John B Sanfilippo & Son Inc	Barclays Bank	(7,467)
(4,213)	John B Sanfilippo & Son Inc	Morgan Stanley	(9,142)
6,631	John Bean Technologies Corp	Goldman Sachs	26,922
2,081	John Bean Technologies Corp	HSBC	7,055
5,061	John Bean Technologies Corp	Morgan Stanley	19,282
(8,479)	John Marshall Bancorp Inc	Barclays Bank	(8,394)
(8,312)	John Marshall Bancorp Inc	HSBC	(33,830)
(4,788)	John Marshall Bancorp Inc	Morgan Stanley	(4,740)
(12,451)	John Wiley & Sons Inc 'A'	Bank of America Merrill Lynch	(6,226)
(18,538)	John Wiley & Sons Inc 'A'	Barclays Bank	14,830
(6,762)	John Wiley & Sons Inc 'A'	Goldman Sachs	(3,381)
(9,863)	John Wiley & Sons Inc 'A'	HSBC	(5,721)

保有高	銘柄	取引相手	未実現純評価益 ／(損) (米ドル)
	米国(続き)		
(10,094)	John Wiley & Sons Inc 'A'	Morgan Stanley	8,075
4,462	Johnson & Johnson	Barclays Bank	(12,538)
5,770	Johnson Controls International Plc	Barclays Bank	(13,675)
8,521	Johnson Controls International Plc	Goldman Sachs	(15,253)
3,548	Johnson Controls International Plc	HSBC	(8,728)
10,938	Johnson Controls International Plc	Morgan Stanley	(25,923)
(2,290)	Johnson Outdoors Inc 'A'	Bank of America Merrill Lynch	5,382
(2,278)	Johnson Outdoors Inc 'A'	Barclays Bank	2,916
(2,890)	Johnson Outdoors Inc 'A'	Goldman Sachs	6,792
(2,456)	Johnson Outdoors Inc 'A'	HSBC	884
(4,604)	Johnson Outdoors Inc 'A'	Morgan Stanley	5,893
1,655	Joint Corp	Bank of America Merrill Lynch	(66)
4,375	Joint Corp	Barclays Bank	(1,050)
9,305	Joint Corp	Goldman Sachs	(372)
2,666	Joint Corp	HSBC	(1,186)
2,487	Joint Corp	Morgan Stanley	(597)
(6,860)	Jones Lang LaSalle Inc	Bank of America Merrill Lynch	(707)
(4,168)	Jones Lang LaSalle Inc	Barclays Bank	16,988
(1,518)	Jones Lang LaSalle Inc	Goldman Sachs	(2,766)
(4,514)	Jones Lang LaSalle Inc	HSBC	(8,941)
(1,609)	Jones Lang LaSalle Inc	Morgan Stanley	6,059
(10,380)	JPMorgan Chase & Co	Barclays Bank	28,649
(27,908)	JPMorgan Chase & Co	Morgan Stanley	77,026
(4,034)	Juniper Networks Inc	Bank of America Merrill Lynch	(2,254)
70,306	Juniper Networks Inc	Barclays Bank	46,402
(2,556)	Juniper Networks Inc	Barclays Bank	(1,687)
75,062	Juniper Networks Inc	Goldman Sachs	84,820
(20,344)	Juniper Networks Inc	Goldman Sachs	(20,454)
11,036	Juniper Networks Inc	HSBC	16,775
(5,885)	Juniper Networks Inc	HSBC	(8,871)
(21,356)	Juniper Networks Inc	Morgan Stanley	(14,392)
562	Kadant Inc	Bank of America Merrill Lynch	(4,732)
3,000	Kadant Inc	Barclays Bank	(32,670)
3,033	Kadant Inc	Goldman Sachs	(25,538)
1,901	Kadant Inc	HSBC	(13,155)
2,796	Kadant Inc	Morgan Stanley	(30,448)
8,249	Kaiser Aluminum Corp	Bank of America Merrill Lynch	4,619
1,083	Kaiser Aluminum Corp	Goldman Sachs	606
2,152	Kaiser Aluminum Corp	HSBC	(2,604)
2,279	Kaiser Aluminum Corp	Morgan Stanley	(7,931)
4,816	Kaleyra Inc	Barclays Bank	3,660
(5,362)	KalVista Pharmaceuticals Inc	Goldman Sachs	3,700
(4,261)	Kaman Corp	Bank of America Merrill Lynch	3,579
(12,957)	Kaman Corp	Barclays Bank	18,399
(12,136)	Kaman Corp	Goldman Sachs	10,194

保有高	銘柄	取引相手	未実現純評価益 ／(損) (米ドル)
	米国(続き)		
(3,683)	Kaman Corp	HSBC	2,283
(6,062)	Kaman Corp	Morgan Stanley	8,608
34,705	Karat Packaging Inc	Barclays Bank	(4,512)
5,240	Karat Packaging Inc	Goldman Sachs	(838)
8,602	Karat Packaging Inc	Morgan Stanley	(1,118)
(3,668)	Karuna Therapeutics Inc	Barclays Bank	13,829
(6,238)	Karuna Therapeutics Inc	Goldman Sachs	53,273
(8,670)	Karuna Therapeutics Inc	HSBC	(51,847)
(288)	Karuna Therapeutics Inc	Morgan Stanley	1,086
40,055	Karyopharm Therapeutics Inc	Barclays Bank	(11,215)
10,518	Karyopharm Therapeutics Inc	Goldman Sachs	(2,419)
7,649	Karyopharm Therapeutics Inc	HSBC	(1,912)
(40,710)	KB Home	Barclays Bank	13,028
(5,516)	KB Home	Goldman Sachs	10,094
(27,580)	KB Home	HSBC	26,201
(1,537)	KBR Inc	Bank of America Merrill Lynch	1,122
(2,090)	KBR Inc	Barclays Bank	961
4,686	KBR Inc	Barclays Bank	(2,156)
6,075	KBR Inc	Goldman Sachs	(4,435)
(1,848)	KBR Inc	Goldman Sachs	1,349
(13,950)	KBR Inc	HSBC	1,705
26,971	KBR Inc	HSBC	3,506
(487)	KBR Inc	Morgan Stanley	224
(8,539)	Kearny Financial Corp	Bank of America Merrill Lynch	(1,195)
(161,657)	Kearny Financial Corp	Barclays Bank	19,399
(86,444)	Kearny Financial Corp	Goldman Sachs	(12,102)
(2,313)	Kearny Financial Corp	HSBC	486
(14,630)	Kearny Financial Corp	Morgan Stanley	1,756
18,276	Kellogg Co	Bank of America Merrill Lynch	(76,759)
53,661	Kellogg Co	Barclays Bank	(129,859)
18,274	Kellogg Co	HSBC	(95,208)
8,396	Kelly Services Inc 'A'	Bank of America Merrill Lynch	(5,373)
547	Kelly Services Inc 'A'	Barclays Bank	(678)
24,735	Kelly Services Inc 'A'	HSBC	43,039
2,200	Kemper Corp	Bank of America Merrill Lynch	(2,530)
992	Kemper Corp	Goldman Sachs	(1,141)
1,715	Kemper Corp	HSBC	(5,488)
2,705	Kemper Corp	Morgan Stanley	(4,139)
1,390	Kennametal Inc	Bank of America Merrill Lynch	(1,321)
36,186	Kennametal Inc	Barclays Bank	(58,983)
2,208	Kennametal Inc	Goldman Sachs	(2,098)
4,339	Kennametal Inc	HSBC	(8,895)
5,277	Kennametal Inc	Morgan Stanley	(8,602)
(9,371)	Kennedy-Wilson Holdings Inc	Bank of America Merrill Lynch	(9,184)
(37,730)	Kennedy-Wilson Holdings Inc	Barclays Bank	1,887

保有高	銘柄	取引相手	未実現純評価益 ／(損) (米ドル)
	米国(続き)		
(5,619)	Kennedy-Wilson Holdings Inc	HSBC	(3,225)
(29,359)	Kennedy-Wilson Holdings Inc	Morgan Stanley	1,305
(398)	Keros Therapeutics Inc	Bank of America Merrill Lynch	(525)
(949)	Keros Therapeutics Inc	Barclays Bank	622
(4,447)	Keros Therapeutics Inc	Goldman Sachs	(5,870)
(1,064)	Keros Therapeutics Inc	HSBC	(5,496)
(819)	Keros Therapeutics Inc	Morgan Stanley	536
10,743	Keurig Dr Pepper Inc	Bank of America Merrill Lynch	(16,007)
35,188	Keurig Dr Pepper Inc	Barclays Bank	(36,595)
35,792	Keurig Dr Pepper Inc	HSBC	(70,868)
37,415	Keurig Dr Pepper Inc	Morgan Stanley	(38,912)
7,430	Key Tronic Corp	Bank of America Merrill Lynch	(2,601)
55,656	KeyCorp	Bank of America Merrill Lynch	4,452
203,807	KeyCorp	Barclays Bank	(124,322)
164,367	KeyCorp	Goldman Sachs	13,149
165,821	KeyCorp	HSBC	(1,658)
147,256	KeyCorp	Morgan Stanley	(89,826)
3,662	Keysight Technologies Inc	Bank of America Merrill Lynch	51,305
6,162	Keysight Technologies Inc	Barclays Bank	25,203
9,816	Keysight Technologies Inc	Goldman Sachs	137,522
2,144	Keysight Technologies Inc	Morgan Stanley	8,769
(18,478)	Kezar Life Sciences Inc	Goldman Sachs	2,310
(4,292)	Kezar Life Sciences Inc	HSBC	(1,052)
6,926	Kforce Inc	Barclays Bank	(11,082)
7,011	Kforce Inc	Goldman Sachs	9,535
4,262	Kforce Inc	Morgan Stanley	(6,819)
759	Kilroy Realty Corp (REIT)	Bank of America Merrill Lynch	(68)
39,229	Kilroy Realty Corp (REIT)	Barclays Bank	(7,845)
23,799	Kilroy Realty Corp (REIT)	Goldman Sachs	(2,142)
33,575	Kilroy Realty Corp (REIT)	Morgan Stanley	(6,715)
(6,749)	Kimball Electronics Inc	Goldman Sachs	(18,897)
(17,288)	Kimball International Inc ' B'	Bank of America Merrill Lynch	2,939
(26,048)	Kimball International Inc ' B'	Barclays Bank	2,344
(11,197)	Kimball International Inc ' B'	HSBC	1,120
(45,057)	Kimball International Inc ' B'	Morgan Stanley	4,055
12,513	Kimberly-Clark Corp	Bank of America Merrill Lynch	(123,331)
36,599	Kimberly-Clark Corp	Barclays Bank	(286,937)
1,831	Kimberly-Clark Corp	Goldman Sachs	(20,123)
6,373	Kimberly-Clark Corp	HSBC	(75,711)
14,869	Kimberly-Clark Corp	Morgan Stanley	(99,518)
14,187	Kimco Realty Corp (REIT)	Bank of America Merrill Lynch	(8,938)
171,178	Kimco Realty Corp (REIT)	Barclays Bank	(123,248)
103,664	Kimco Realty Corp (REIT)	Goldman Sachs	(65,308)
77,597	Kimco Realty Corp (REIT)	HSBC	(34,143)
85,533	Kimco Realty Corp (REIT)	Morgan Stanley	(61,584)

保有高	銘柄	取引相手	未実現純評価益 ／(損) (米ドル)
	米国 (続き)		
(72, 876)	Kinder Morgan Inc	Bank of America Merrill Lynch	42, 997
(46, 738)	Kinder Morgan Inc	Barclays Bank	19, 630
(39, 135)	Kinder Morgan Inc	Goldman Sachs	23, 090
(160, 398)	Kinder Morgan Inc	HSBC	126, 714
(21, 871)	Kinder Morgan Inc	Morgan Stanley	9, 186
(15, 776)	Kinetik Holdings Inc	Bank of America Merrill Lynch	(8, 408)
(17, 031)	Kinetik Holdings Inc	Barclays Bank	(341)
(5, 366)	Kinetik Holdings Inc	Goldman Sachs	(3, 381)
(29, 278)	Kinetik Holdings Inc	Morgan Stanley	(830)
15, 440	Kiniksa Pharmaceuticals Ltd ' A'	Goldman Sachs	(2, 934)
14, 185	Kinnate Biopharma Inc	Barclays Bank	(3, 830)
6, 656	Kinnate Biopharma Inc	Goldman Sachs	(3, 328)
5, 764	Kinnate Biopharma Inc	HSBC	3, 862
949	Kinsale Capital Group Inc	Bank of America Merrill Lynch	(14, 824)
3, 027	Kinsale Capital Group Inc	Barclays Bank	(32, 843)
(599)	Kinsale Capital Group Inc	Barclays Bank	6, 499
1, 140	Kinsale Capital Group Inc	Goldman Sachs	(22, 846)
640	Kinsale Capital Group Inc	HSBC	(1, 746)
(109)	Kinsale Capital Group Inc	HSBC	2, 223
993	Kinsale Capital Group Inc	Morgan Stanley	(9, 402)
(3, 452)	Kirby Corp	Barclays Bank	3, 789
(2, 904)	Kirby Corp	Goldman Sachs	1, 016
(1, 971)	Kirby Corp	HSBC	2, 364
1, 176	Kirby Corp	Morgan Stanley	(1, 705)
(8, 597)	Kirkland' s Inc	Bank of America Merrill Lynch	860
(18, 592)	Kirkland' s Inc	Barclays Bank	3, 347
(917)	Kirkland' s Inc	Goldman Sachs	92
(7, 332)	Kirkland' s Inc	HSBC	587
(16, 697)	Kite Realty Group Trust (REIT)	Bank of America Merrill Lynch	25, 379
29, 975	Kite Realty Group Trust (REIT)	Bank of America Merrill Lynch	(45, 562)
(55, 789)	Kite Realty Group Trust (REIT)	Barclays Bank	66, 947
29, 650	Kite Realty Group Trust (REIT)	Barclays Bank	(35, 580)
(58, 425)	Kite Realty Group Trust (REIT)	Goldman Sachs	88, 806
18, 568	Kite Realty Group Trust (REIT)	Goldman Sachs	(28, 223)
(3, 632)	Kite Realty Group Trust (REIT)	HSBC	5, 230
38, 933	Kite Realty Group Trust (REIT)	HSBC	(56, 064)
(6, 959)	Kite Realty Group Trust (REIT)	Morgan Stanley	6, 558
(25, 613)	KKR Real Estate Finance Trust Inc (REIT)	Barclays Bank	(4, 354)
(38, 994)	KKR Real Estate Finance Trust Inc (REIT)	Goldman Sachs	(30, 415)
(20, 688)	KKR Real Estate Finance Trust Inc (REIT)	HSBC	(21, 102)
1, 833	KLA Corp	Barclays Bank	55, 247
(877)	KLA Corp	HSBC	(52, 871)
675	KLA Corp	Morgan Stanley	20, 344
(321)	KLA Corp	Morgan Stanley	(9, 675)
(20, 979)	KLX Energy Services Holdings Inc	Bank of America Merrill Lynch	53, 287

保有高	銘柄	取引相手	未実現純評価益 ／(損) (米ドル)
	米国 (続き)		
(14,261)	KLX Energy Services Holdings Inc	Barclays Bank	30,233
(1,242)	KLX Energy Services Holdings Inc	Goldman Sachs	3,155
(2,035)	KLX Energy Services Holdings Inc	Morgan Stanley	4,314
3,209	Knight-Swift Transportation Holdings Inc	Bank of America Merrill Lynch	(4,236)
2,241	Knight-Swift Transportation Holdings Inc	Barclays Bank	(579)
14,796	Knight-Swift Transportation Holdings Inc	HSBC	(22,027)
(4,352)	Knowles Corp	Bank of America Merrill Lynch	(7,311)
(16,975)	Knowles Corp	Barclays Bank	(24,784)
(25,309)	Knowles Corp	HSBC	(58,717)
(1,265)	Knowles Corp	Morgan Stanley	(1,847)
27,245	Kodiak Sciences Inc	Barclays Bank	(31,332)
3,740	Kodiak Sciences Inc	Goldman Sachs	1,459
21,825	Kodiak Sciences Inc	HSBC	17,242
7,322	Kodiak Sciences Inc	Morgan Stanley	(8,420)
(12,498)	Kohl's Corp	Bank of America Merrill Lynch	21,871
(11,467)	Kohl's Corp	Barclays Bank	9,747
(23,420)	Kohl's Corp	HSBC	42,156
(3,896)	Kohl's Corp	Morgan Stanley	3,312
6,989	Kontoor Brands Inc	Barclays Bank	(6,500)
(6,584)	Koppers Holdings Inc	Barclays Bank	17,908
(20,635)	Koppers Holdings Inc	Goldman Sachs	47,873
(663)	Koppers Holdings Inc	HSBC	2,071
(1,030)	Koppers Holdings Inc	Morgan Stanley	2,802
5,280	KORE Group Holdings Inc	Barclays Bank	(211)
14,530	KORE Group Holdings Inc	Goldman Sachs	3,051
15,656	KORE Group Holdings Inc	HSBC	7,358
4,626	KORE Group Holdings Inc	Morgan Stanley	(185)
(2,322)	Korn Ferry	Barclays Bank	4,296
(15,264)	Korn Ferry	Goldman Sachs	2,290
(7,024)	Korn Ferry	HSBC	(3,933)
(49,825)	KORU Medical Systems Inc	Bank of America Merrill Lynch	16,442
(3,548)	KORU Medical Systems Inc	Morgan Stanley	674
(3,582)	Kosmos Energy Ltd	Bank of America Merrill Lynch	1,995
(54,827)	Kosmos Energy Ltd	Barclays Bank	27,452
(5,430)	Kosmos Energy Ltd	Goldman Sachs	570
(23,430)	Kosmos Energy Ltd	HSBC	2,737
(22,410)	Kosmos Energy Ltd	Morgan Stanley	9,665
(12,893)	Kraft Heinz Co	Bank of America Merrill Lynch	30,299
(11,795)	Kraft Heinz Co	Barclays Bank	10,851
8,953	Kraft Heinz Co	Barclays Bank	(8,237)
(29,333)	Kraft Heinz Co	Goldman Sachs	68,933
1,997	Kraft Heinz Co	Goldman Sachs	(4,693)
(74,173)	Kraft Heinz Co	HSBC	241,804
(16,142)	Kraft Heinz Co	Morgan Stanley	14,851
46,883	Kratos Defense & Security Solutions Inc	HSBC	(1,875)

保有高	銘柄	取引相手	未実現純評価益 ／ (損) (米ドル)
	米国 (続き)		
(13,148)	Krispy Kreme Inc	Bank of America Merrill Lynch	1,306
(47,600)	Krispy Kreme Inc	HSBC	(2,042)
(55,325)	Krispy Kreme Inc	Morgan Stanley	30,118
(2,783)	Kroger Co	Bank of America Merrill Lynch	9,796
14,115	Kroger Co	Barclays Bank	(62,529)
(4,085)	Kroger Co	Barclays Bank	16,317
(9,776)	Kroger Co	Goldman Sachs	34,931
(3,443)	Kroger Co	HSBC	12,402
1,183	Kroger Co	Morgan Stanley	(5,241)
2,872	Kronos Bio Inc	Bank of America Merrill Lynch	(919)
16,128	Kronos Bio Inc	Barclays Bank	(4,838)
14,669	Kronos Bio Inc	Goldman Sachs	(4,694)
35,744	Kronos Bio Inc	HSBC	(13,225)
37,219	Kronos Bio Inc	Morgan Stanley	(11,166)
(26,342)	Kronos Worldwide Inc	Bank of America Merrill Lynch	(10,537)
(30,835)	Kronos Worldwide Inc	Barclays Bank	10,176
(10,285)	Kronos Worldwide Inc	Goldman Sachs	(4,114)
(8,108)	Kronos Worldwide Inc	HSBC	162
(6,939)	Kronos Worldwide Inc	Morgan Stanley	2,290
(905)	Krystal Biotech Inc	Barclays Bank	1,647
(5,319)	Krystal Biotech Inc	HSBC	(135,425)
(3,662)	Kulicke & Soffa Industries Inc	Barclays Bank	(6,592)
(5,300)	Kulicke & Soffa Industries Inc	Goldman Sachs	(25,122)
12,691	Kura Oncology Inc	Bank of America Merrill Lynch	9,391
12,561	Kura Oncology Inc	Barclays Bank	126
16,620	Kura Oncology Inc	Goldman Sachs	12,299
6,994	Kura Oncology Inc	HSBC	15,457
(138)	Kura Sushi USA Inc ' A'	Bank of America Merrill Lynch	(2,343)
(3,316)	Kura Sushi USA Inc ' A'	Barclays Bank	(40,157)
(2,309)	Kura Sushi USA Inc ' A'	HSBC	(44,056)
3,795	KVH Industries Inc	Bank of America Merrill Lynch	(1,746)
30,118	KVH Industries Inc	Barclays Bank	(14,457)
13,245	KVH Industries Inc	Morgan Stanley	(6,358)
2,476	Kymera Therapeutics Inc	Bank of America Merrill Lynch	(2,080)
630	Kymera Therapeutics Inc	Barclays Bank	(365)
1,541	Kymera Therapeutics Inc	Goldman Sachs	(1,294)
1,374	Kymera Therapeutics Inc	HSBC	1,814
1,454	Kymera Therapeutics Inc	Morgan Stanley	(843)
(901)	Kyndryl Holdings Inc	Bank of America Merrill Lynch	1,685
2,900	Kyndryl Holdings Inc	Barclays Bank	(49)
6,789	Kyndryl Holdings Inc	Goldman Sachs	3,415
25,746	Kyndryl Holdings Inc	HSBC	9,861
(7,798)	Kyndryl Holdings Inc	HSBC	12,945
(6,049)	Kyndryl Holdings Inc	Morgan Stanley	(3,085)
19,929	L B Foster Co ' A'	Bank of America Merrill Lynch	49,424

保有高	銘柄	取引相手	未実現純評価益 ／(損) (米ドル)
	米国(続き)		
8,345	L B Foster Co ' A'	Barclays Bank	3,338
14,201	L B Foster Co ' A'	Goldman Sachs	35,218
10,894	L B Foster Co ' A'	Morgan Stanley	4,358
335	Laboratory Corp of America Holdings	Bank of America Merrill Lynch	(4,459)
(2,142)	Laboratory Corp of America Holdings	Barclays Bank	17,986
729	Laboratory Corp of America Holdings	Barclays Bank	(6,583)
(4,061)	Laboratory Corp of America Holdings	Goldman Sachs	54,052
78	Laboratory Corp of America Holdings	Goldman Sachs	(1,038)
(2,537)	Laboratory Corp of America Holdings	HSBC	32,930
2,153	Laboratory Corp of America Holdings	HSBC	(27,946)
(3,077)	Laboratory Corp of America Holdings	Morgan Stanley	27,785
2,217	Laboratory Corp of America Holdings	Morgan Stanley	(20,020)
90,362	Ladder Capital Corp (REIT)	Barclays Bank	(10,843)
101,380	Ladder Capital Corp (REIT)	Goldman Sachs	29,400
95,763	Ladder Capital Corp (REIT)	HSBC	37,348
5,225	Ladder Capital Corp (REIT)	Morgan Stanley	(627)
3,479	Lakeland Bancorp Inc	Bank of America Merrill Lynch	2,679
53,752	Lakeland Bancorp Inc	Barclays Bank	(12,900)
4,279	Lakeland Bancorp Inc	Goldman Sachs	3,295
40,930	Lakeland Bancorp Inc	HSBC	31,516
9,913	Lakeland Bancorp Inc	Morgan Stanley	(2,379)
(349)	Lakeland Financial Corp	Bank of America Merrill Lynch	(2,673)
(10,852)	Lakeland Financial Corp	Barclays Bank	(10,309)
(2,099)	Lakeland Financial Corp	Morgan Stanley	(1,994)
(29,422)	Lakeland Industries Inc	Barclays Bank	(736)
383	Lam Research Corp	Barclays Bank	15,737
40	Lam Research Corp	Goldman Sachs	(152)
96	Lam Research Corp	HSBC	9,540
627	Lam Research Corp	Morgan Stanley	25,763
313	Lamar Advertising Co ' A' (REIT)	Bank of America Merrill Lynch	(1,653)
2,763	Lamar Advertising Co ' A' (REIT)	Barclays Bank	(11,660)
2,636	Lamar Advertising Co ' A' (REIT)	Goldman Sachs	(13,918)
(1,608)	Lamb Weston Holdings Inc	Bank of America Merrill Lynch	6,799
(13,954)	Lamb Weston Holdings Inc	Barclays Bank	26,791
(684)	Lamb Weston Holdings Inc	Goldman Sachs	2,777
(14,310)	Lamb Weston Holdings Inc	HSBC	34,409
(12,520)	Lamb Weston Holdings Inc	Morgan Stanley	24,038
1,787	Lancaster Colony Corp	Bank of America Merrill Lynch	(25,322)
(4,399)	Lancaster Colony Corp	Barclays Bank	27,406
4,740	Lancaster Colony Corp	Barclays Bank	(29,530)
966	Lancaster Colony Corp	Goldman Sachs	(13,688)
1,115	Lancaster Colony Corp	HSBC	(21,252)
1,059	Lancaster Colony Corp	Morgan Stanley	(6,598)
(7,574)	Landmark Bancorp Inc	Bank of America Merrill Lynch	(3,257)
(13,309)	Landmark Bancorp Inc	Goldman Sachs	(5,723)

保有高	銘柄	取引相手	未実現純評価益 ／ (損) (米ドル)
	米国 (続き)		
(10,256)	Lands' End Inc	Bank of America Merrill Lynch	14,153
(8,755)	Lands' End Inc	Goldman Sachs	12,082
(2,066)	Lands' End Inc	Morgan Stanley	3,430
16,919	Landsea Homes Corp	Barclays Bank	2,707
4,886	Landsea Homes Corp	Goldman Sachs	3,371
10,651	Landsea Homes Corp	HSBC	12,781
2,510	Landsea Homes Corp	Morgan Stanley	402
1,054	Landstar System Inc	Bank of America Merrill Lynch	(2,793)
6,288	Landstar System Inc	Barclays Bank	(88)
9,038	Landstar System Inc	Goldman Sachs	(23,950)
1,534	Landstar System Inc	HSBC	(6,378)
1,539	Landstar System Inc	Morgan Stanley	(249)
(700)	Lantheus Holdings Inc	Bank of America Merrill Lynch	8,056
(4,607)	Lantheus Holdings Inc	Barclays Bank	55,192
(1,675)	Lantheus Holdings Inc	Goldman Sachs	21,557
4,370	Lantronix Inc	HSBC	3,278
649	Las Vegas Sands Corp	Bank of America Merrill Lynch	(3,466)
(24,578)	Las Vegas Sands Corp	Barclays Bank	119,941
1,383	Las Vegas Sands Corp	Barclays Bank	(6,749)
(31,572)	Latch Inc	Barclays Bank	947
(7,070)	Latch Inc	HSBC	(1,626)
(8,106)	Latch Inc	Morgan Stanley	243
(5,644)	Latham Group Inc	Bank of America Merrill Lynch	(508)
(9,345)	Latham Group Inc	Barclays Bank	(2,523)
(24,347)	Latham Group Inc	Goldman Sachs	(2,191)
(10,083)	Latham Group Inc	HSBC	(12,402)
6,264	Lattice Semiconductor Corp	Bank of America Merrill Lynch	(6,640)
31,350	Lattice Semiconductor Corp	Barclays Bank	(31,760)
27,808	Lattice Semiconductor Corp	Goldman Sachs	(26,850)
12,473	Lattice Semiconductor Corp	HSBC	(19,539)
5,584	Lattice Semiconductor Corp	Morgan Stanley	(6,087)
12,588	Laureate Education Inc	Bank of America Merrill Lynch	2,077
13,714	Laureate Education Inc	Barclays Bank	(1,440)
88,520	Laureate Education Inc	Goldman Sachs	14,606
27,478	Laureate Education Inc	HSBC	5,633
8,781	La-Z-Boy Inc	Bank of America Merrill Lynch	(11,415)
26,481	La-Z-Boy Inc	Barclays Bank	(9,004)
18,575	La-Z-Boy Inc	Goldman Sachs	(24,148)
9,276	La-Z-Boy Inc	HSBC	(12,615)
14,147	La-Z-Boy Inc	Morgan Stanley	(4,810)
(14,698)	Lazydays Holdings Inc	Goldman Sachs	(8,084)
(1,580)	Lazydays Holdings Inc	Morgan Stanley	(600)
(1,008)	LCI Industries	Bank of America Merrill Lynch	2,789
(2,054)	LCI Industries	Barclays Bank	8,148
(2,852)	LCI Industries	Goldman Sachs	8,043

保有高	銘柄	取引相手	未実現純評価益 ／(損) (米ドル)
	米国 (続き)		
(6,056)	LCI Industries	HSBC	29,838
(3,481)	LCI Industries	Morgan Stanley	9,473
3,107	LCNB Corp	Bank of America Merrill Lynch	(4,101)
11,046	LCNB Corp	Barclays Bank	(6,186)
4,185	LCNB Corp	Goldman Sachs	(5,524)
4,094	LCNB Corp	HSBC	(2,866)
7,441	LCNB Corp	Morgan Stanley	(4,167)
5,872	Lear Corp	Barclays Bank	(16,676)
4,207	Lear Corp	Goldman Sachs	2,356
12,822	Lear Corp	HSBC	(52,955)
(634)	Lear Corp	HSBC	2,819
8,480	Lear Corp	Morgan Stanley	(24,083)
1,942	Lee Enterprises Inc	Barclays Bank	1,602
2,167	Lee Enterprises Inc	Goldman Sachs	3,001
1,696	Lee Enterprises Inc	HSBC	4,622
950	Lee Enterprises Inc	Morgan Stanley	784
(3,116)	Legacy Housing Corp	Bank of America Merrill Lynch	7,131
(5,967)	Legacy Housing Corp	Barclays Bank	12,232
(4,267)	Legacy Housing Corp	Goldman Sachs	13,868
(8,619)	Legacy Housing Corp	HSBC	24,433
(894)	Legacy Housing Corp	Morgan Stanley	1,833
(14,655)	Legalzoom.com Inc	Barclays Bank	(3,810)
(1,699)	Leggett & Platt Inc	Bank of America Merrill Lynch	3,347
(26,136)	Leggett & Platt Inc	Barclays Bank	52,795
(30,187)	Leggett & Platt Inc	Goldman Sachs	59,469
(58,376)	Leggett & Platt Inc	HSBC	132,514
(8,627)	Leggett & Platt Inc	Morgan Stanley	17,427
1,409	Leidos Holdings Inc	Bank of America Merrill Lynch	902
1,874	Leidos Holdings Inc	Barclays Bank	(1,968)
(1,737)	Leidos Holdings Inc	Goldman Sachs	(1,112)
2,347	Leidos Holdings Inc	Goldman Sachs	960
1,198	Leidos Holdings Inc	HSBC	2,434
1,392	Leidos Holdings Inc	Morgan Stanley	(1,462)
(7,341)	LeMaitre Vascular Inc	Barclays Bank	(1,909)
(9,398)	LeMaitre Vascular Inc	Goldman Sachs	19,548
(779)	LeMaitre Vascular Inc	HSBC	3,443
1,967	Lemonade Inc	Bank of America Merrill Lynch	5,055
4,117	Lemonade Inc	Goldman Sachs	10,581
9,427	LendingClub Corp	Bank of America Merrill Lynch	7,353
50,425	LendingClub Corp	Barclays Bank	5,043
8,525	LendingClub Corp	Goldman Sachs	6,650
1,410	LendingTree Inc	Bank of America Merrill Lynch	498
9,356	LendingTree Inc	Barclays Bank	(14,315)
8,094	LendingTree Inc	Goldman Sachs	2,763
897	LendingTree Inc	HSBC	(1,217)

保有高	銘柄	取引相手	未実現純評価益 ／(損) (米ドル)
	米国(続き)		
1,158	LendingTree Inc	Morgan Stanley	14
(885)	Lennar Corp 'A'	Bank of America Merrill Lynch	5,452
(9,160)	Lennar Corp 'A'	Barclays Bank	30,778
(2,591)	Lennar Corp 'A'	HSBC	18,918
(2,750)	Lennar Corp 'A'	Morgan Stanley	9,240
2,462	Lennox International Inc	Bank of America Merrill Lynch	(19,844)
3,143	Lennox International Inc	Barclays Bank	(7,826)
(487)	Lennox International Inc	Barclays Bank	1,213
828	Lennox International Inc	Goldman Sachs	(6,674)
(107)	Lennox International Inc	HSBC	378
(22,250)	LENSAR Inc	Bank of America Merrill Lynch	(20,470)
(586)	LENSAR Inc	Barclays Bank	(234)
(1,462)	LENSAR Inc	Goldman Sachs	(1,345)
(7,457)	LENSAR Inc	HSBC	(3,654)
(10,755)	LENSAR Inc	Morgan Stanley	(4,302)
(13,046)	Leslie's Inc	Bank of America Merrill Lynch	17,155
(12,696)	Leslie's Inc	Barclays Bank	11,998
(46,569)	Leslie's Inc	Goldman Sachs	61,238
(38,566)	Leslie's Inc	HSBC	68,840
(32,342)	Leslie's Inc	Morgan Stanley	30,563
7,915	Leslie's Inc	Morgan Stanley	(706)
(2,184)	Levi Strauss & Co 'A'	Goldman Sachs	939
(13,007)	Levi Strauss & Co 'A'	HSBC	8,443
(7,500)	Levi Strauss & Co 'A'	Morgan Stanley	(600)
(3,374)	Lexicon Pharmaceuticals Inc	Bank of America Merrill Lynch	135
(2,606)	Lexicon Pharmaceuticals Inc	Barclays Bank	704
(22,877)	Lexicon Pharmaceuticals Inc	Goldman Sachs	915
(16,282)	Lexicon Pharmaceuticals Inc	HSBC	5,210
(6,000)	Lexicon Pharmaceuticals Inc	Morgan Stanley	1,620
(4,237)	LGI Homes Inc	Bank of America Merrill Lynch	14,088
(8,856)	LGI Homes Inc	Barclays Bank	30,553
(6,654)	LGI Homes Inc	Goldman Sachs	22,124
(8,810)	LGI Homes Inc	HSBC	5,991
4,126	Liberty Broadband Corp 'A'	Goldman Sachs	(11,800)
1,082	Liberty Broadband Corp 'C'	Bank of America Merrill Lynch	(3,419)
1,536	Liberty Broadband Corp 'C'	HSBC	(2,718)
490	Liberty Broadband Corp 'C'	Morgan Stanley	(1,367)
26,185	Liberty Energy Inc	Bank of America Merrill Lynch	(7,376)
34,635	Liberty Energy Inc	Barclays Bank	(39,138)
20,547	Liberty Energy Inc	Goldman Sachs	(4,931)
63,864	Liberty Energy Inc	HSBC	(15,827)
50,994	Liberty Global Plc 'A'	Bank of America Merrill Lynch	(60,683)
51,007	Liberty Global Plc 'A'	Barclays Bank	(34,685)
1,357	Liberty Global Plc 'A'	Goldman Sachs	(1,615)
47,204	Liberty Global Plc 'A'	HSBC	(126,035)

保有高	銘柄	取引相手	未実現純評価益 ／(損) (米ドル)
	米国(続き)		
144,340	Liberty Global Plc ' A'	Morgan Stanley	(98,151)
18,664	Liberty Latin America Ltd ' A'	Bank of America Merrill Lynch	(16,051)
5,113	Liberty Latin America Ltd ' A'	Barclays Bank	(3,630)
52,190	Liberty Latin America Ltd ' A'	Goldman Sachs	(44,883)
10,095	Liberty Latin America Ltd ' A'	HSBC	(9,691)
14,528	Liberty Latin America Ltd ' A'	Morgan Stanley	(10,315)
10,399	Liberty Latin America Ltd ' C'	Bank of America Merrill Lynch	(9,307)
8,318	Liberty Latin America Ltd ' C'	Barclays Bank	(6,031)
8,367	Liberty Latin America Ltd ' C'	Goldman Sachs	(4,006)
36,078	Liberty Latin America Ltd ' C'	Morgan Stanley	(26,157)
(14)	Liberty Media Corp-Liberty Braves ' A'	Bank of America Merrill Lynch	24
(24,102)	Liberty Media Corp-Liberty Braves ' A'	Goldman Sachs	41,937
(12,056)	Liberty Media Corp-Liberty Braves ' A'	HSBC	18,687
(13,383)	Liberty Media Corp-Liberty Braves ' C'	Barclays Bank	11,911
(22,999)	Liberty Media Corp-Liberty Braves ' C'	Goldman Sachs	39,328
(9,721)	Liberty Media Corp-Liberty Formula One ' A'	Bank of America Merrill Lynch	40,051
339	Liberty Media Corp-Liberty Formula One ' A'	Bank of America Merrill Lynch	(1,397)
(2,338)	Liberty Media Corp-Liberty Formula One ' A'	Barclays Bank	4,325
(9,006)	Liberty Media Corp-Liberty Formula One ' A'	Goldman Sachs	37,105
379	Liberty Media Corp-Liberty Formula One ' A'	Goldman Sachs	(1,561)
(5,705)	Liberty Media Corp-Liberty Formula One ' A'	HSBC	17,457
493	Liberty Media Corp-Liberty Formula One ' A'	HSBC	(1,509)
(1,575)	Liberty Media Corp-Liberty Formula One ' A'	Morgan Stanley	2,914
831	Liberty Media Corp-Liberty Formula One ' A'	Morgan Stanley	(1,537)
(21,615)	Liberty Media Corp-Liberty Formula One ' C'	Barclays Bank	43,014
(17,595)	Liberty Media Corp-Liberty Formula One ' C'	Goldman Sachs	81,817
(2,460)	Liberty Media Corp-Liberty SiriusXM ' C'	Bank of America Merrill Lynch	812
1,371	Liberty Media Corp-Liberty SiriusXM ' C'	Bank of America Merrill Lynch	(452)
2,156	Liberty Media Corp-Liberty SiriusXM ' C'	Morgan Stanley	(108)
30,815	Li-Cycle Holdings Corp	Bank of America Merrill Lynch	9,553
28,619	Li-Cycle Holdings Corp	Barclays Bank	(3,148)
8,081	Li-Cycle Holdings Corp	Goldman Sachs	2,505
14,118	Li-Cycle Holdings Corp	HSBC	(3,812)
18,275	Li-Cycle Holdings Corp	Morgan Stanley	(1,622)
(7,692)	Life Time Group Holdings Inc	Barclays Bank	7,384
12,689	Lifecore Biomedical Inc	Goldman Sachs	48,726
(6,212)	LifeMD Inc	Bank of America Merrill Lynch	(2,112)
(13,528)	LifeMD Inc	Barclays Bank	812
10,666	LifeStance Health Group Inc	Goldman Sachs	(4,586)

保有高	銘柄	取引相手	未実現純評価益 ／ (損) (米ドル)
	米国 (続き)		
6,463	LifeStance Health Group Inc	HSBC	(3,102)
(1,475)	Lifetime Brands Inc	Morgan Stanley	325
30,358	Lifevantage Corp	Barclays Bank	(304)
10,953	Lifevantage Corp	Morgan Stanley	(110)
321	Ligand Pharmaceuticals Inc	Bank of America Merrill Lynch	(2,420)
5,233	Ligand Pharmaceuticals Inc	Barclays Bank	(27,683)
829	Ligand Pharmaceuticals Inc	Goldman Sachs	(6,251)
1,005	Ligand Pharmaceuticals Inc	HSBC	(7,437)
440	Ligand Pharmaceuticals Inc	Morgan Stanley	(2,328)
(6,798)	Light & Wonder Inc	Bank of America Merrill Lynch	36,812
(59,707)	Light & Wonder Inc	Barclays Bank	308,468
(15,973)	Light & Wonder Inc	HSBC	37,367
(13,007)	Lightwave Logic Inc	Barclays Bank	(23,543)
(67,916)	Lightwave Logic Inc	HSBC	(163,678)
1,419	Limbach Holdings Inc	Bank of America Merrill Lynch	(957)
3,808	Limbach Holdings Inc	Barclays Bank	(3,389)
5,283	Limbach Holdings Inc	Goldman Sachs	(906)
2,588	Limbach Holdings Inc	HSBC	(1,690)
2,512	Limbach Holdings Inc	Morgan Stanley	(518)
(13,503)	Limoneira Co	Barclays Bank	12,153
(24,868)	Limoneira Co	Goldman Sachs	9,947
(3,408)	Limoneira Co	HSBC	3,033
17,702	Lincoln Educational Services Corp	Bank of America Merrill Lynch	(354)
10,070	Lincoln Educational Services Corp	Goldman Sachs	(201)
31,287	Lincoln Educational Services Corp	HSBC	12,515
13,660	Lincoln Educational Services Corp	Morgan Stanley	(2,322)
(885)	Lincoln Electric Holdings Inc	Bank of America Merrill Lynch	(2,812)
(1,644)	Lincoln Electric Holdings Inc	Barclays Bank	(2,334)
(8,819)	Lincoln Electric Holdings Inc	Goldman Sachs	(26,193)
(12,653)	Lincoln Electric Holdings Inc	HSBC	(39,638)
(1,929)	Lincoln Electric Holdings Inc	Morgan Stanley	(5,546)
4,222	Lincoln National Corp	Barclays Bank	(3,631)
(7,272)	Lindblad Expeditions Holdings Inc	Bank of America Merrill Lynch	6,181
(10,517)	Lindblad Expeditions Holdings Inc	Barclays Bank	7,730
(2,353)	Lindblad Expeditions Holdings Inc	HSBC	5,035
(2,647)	Lindblad Expeditions Holdings Inc	Morgan Stanley	1,946
(10,979)	Linde Plc	Barclays Bank	130,101
(1,222)	Linde Plc	Goldman Sachs	17,426
(5,814)	Linde Plc	HSBC	64,710
(6,876)	Linde Plc	Morgan Stanley	81,480
1,753	Lindsay Corp	Bank of America Merrill Lynch	(2,805)
956	Lindsay Corp	Barclays Bank	679
2,027	Lindsay Corp	HSBC	(3,243)
5,132	Lindsay Corp	Morgan Stanley	3,644
(63,597)	Lineage Cell Therapeutics Inc	Bank of America Merrill Lynch	6,360

保有高	銘柄	取引相手	未実現純評価益 ／(損) (米ドル)
	米国(続き)		
(35,893)	Lineage Cell Therapeutics Inc	HSBC	7,179
20,715	Lions Gate Entertainment Corp 'A'	Barclays Bank	(1,243)
4,347	Lions Gate Entertainment Corp 'A'	HSBC	(2,130)
13,239	Lions Gate Entertainment Corp 'B'	Barclays Bank	(1,192)
8,224	Lions Gate Entertainment Corp 'B'	Goldman Sachs	(82)
6,093	Lions Gate Entertainment Corp 'B'	HSBC	(2,681)
9,784	Lions Gate Entertainment Corp 'B'	Morgan Stanley	(881)
(25,156)	Liquidia Corp	Barclays Bank	9,559
(11,704)	Liquidia Corp	Goldman Sachs	(8,310)
(3,848)	Liquidia Corp	Morgan Stanley	1,462
(9,837)	Liquidity Services Inc	Bank of America Merrill Lynch	2,656
(3,666)	Liquidity Services Inc	Barclays Bank	1,283
(4,601)	Liquidity Services Inc	HSBC	(4,141)
(8,072)	Liquidity Services Inc	Morgan Stanley	2,825
90	Lithia Motors Inc	HSBC	2,489
(982)	Lithia Motors Inc	HSBC	(16,504)
(1,673)	Littelfuse Inc	Barclays Bank	15,693
(194)	Littelfuse Inc	Goldman Sachs	93
(178)	Littelfuse Inc	HSBC	(1,018)
(115)	Littelfuse Inc	Morgan Stanley	1,079
1,372	LivaNova Plc	Bank of America Merrill Lynch	(4,747)
10,118	LivaNova Plc	Barclays Bank	(18,921)
837	LivaNova Plc	Goldman Sachs	(1,512)
9,211	LivaNova Plc	HSBC	(29,936)
1,030	LivaNova Plc	Morgan Stanley	(1,926)
(577)	Live Nation Entertainment Inc	Barclays Bank	2,620
(410)	Live Nation Entertainment Inc	Goldman Sachs	1,758
4,707	Live Nation Entertainment Inc	HSBC	11,250
(980)	Live Nation Entertainment Inc	Morgan Stanley	4,449
(4,649)	Live Oak Bancshares Inc	Bank of America Merrill Lynch	(2,046)
(26,746)	Live Oak Bancshares Inc	Barclays Bank	21,129
(24,105)	Live Oak Bancshares Inc	HSBC	(31,196)
(5,344)	Live Oak Bancshares Inc	Morgan Stanley	4,222
(11,850)	Livent Corp	Bank of America Merrill Lynch	25,833
(8,100)	Livent Corp	Barclays Bank	8,910
1,308	Livent Corp	Barclays Bank	(1,439)
5,757	Livent Corp	Goldman Sachs	(7,507)
(4,939)	Livent Corp	HSBC	3,655
4,590	Livent Corp	HSBC	(5,999)
(11,610)	Livent Corp	Morgan Stanley	12,771
4,739	Livent Corp	Morgan Stanley	(2,390)
68,974	LivePerson Inc	Barclays Bank	(58,628)
3,986	LivePerson Inc	Goldman Sachs	(2,551)
1,037	LivePerson Inc	HSBC	(591)
11,301	LiveRamp Holdings Inc	Barclays Bank	(33,677)

保有高	銘柄	取引相手	未実現純評価益 ／(損) (米ドル)
	米国(続き)		
9,854	LiveRamp Holdings Inc	Goldman Sachs	(6,307)
2,764	LiveRamp Holdings Inc	HSBC	1,050
10,880	LKQ Corp	Bank of America Merrill Lynch	(57,120)
(3,944)	LKQ Corp	Morgan Stanley	13,804
6,985	LL Flooring Holdings Inc	Bank of America Merrill Lynch	10,610
24,140	LL Flooring Holdings Inc	Barclays Bank	28,702
9,223	LL Flooring Holdings Inc	Morgan Stanley	10,966
(363)	Loews Corp	Bank of America Merrill Lynch	741
(107,524)	Loews Corp	Barclays Bank	220,424
(88,659)	Loews Corp	Goldman Sachs	155,153
(45,163)	Loews Corp	HSBC	98,456
(26,066)	Loews Corp	Morgan Stanley	51,222
(1,622)	Lordstown Motors Corp ' A'	Bank of America Merrill Lynch	3,006
(12,533)	Lordstown Motors Corp ' A'	Barclays Bank	14,539
(328)	Lordstown Motors Corp ' A'	Goldman Sachs	609
(210)	Lordstown Motors Corp ' A'	Morgan Stanley	245
2,921	Louisiana-Pacific Corp	Bank of America Merrill Lynch	(7,031)
(806)	Louisiana-Pacific Corp	Barclays Bank	1,934
329	Louisiana-Pacific Corp	Goldman Sachs	(117)
805	Louisiana-Pacific Corp	HSBC	389
2,160	Louisiana-Pacific Corp	Morgan Stanley	(1,843)
(2,367)	Lovesac Co	Bank of America Merrill Lynch	10,652
(2,805)	Lovesac Co	HSBC	14,642
1,118	Lowe' s Cos Inc	HSBC	(2,057)
312	LPL Financial Holdings Inc	Bank of America Merrill Lynch	1,438
681	LPL Financial Holdings Inc	HSBC	2,044
981	LPL Financial Holdings Inc	Morgan Stanley	(2,285)
7,181	LSB Industries Inc	Barclays Bank	2,011
18,377	LSI Industries Inc	Barclays Bank	(16,539)
5,432	LSI Industries Inc	Goldman Sachs	(2,553)
4,313	LSI Industries Inc	HSBC	(2,631)
(63,772)	LTC Properties Inc (REIT)	Barclays Bank	26,147
(42)	LTC Properties Inc (REIT)	Morgan Stanley	17
(186,034)	Lucid Group Inc	Barclays Bank	(5,581)
(31,645)	Lucid Group Inc	HSBC	950
(11,453)	Lucid Group Inc	Morgan Stanley	(344)
4,888	Lululemon Athletica Inc	Bank of America Merrill Lynch	(216,489)
2,557	Lululemon Athletica Inc	Barclays Bank	(81,057)
416	Lululemon Athletica Inc	Morgan Stanley	(13,187)
(4,042)	Lulu' s Fashion Lounge Holdings Inc	Barclays Bank	970
(8,764)	Lulu' s Fashion Lounge Holdings Inc	HSBC	964
(3,567)	Lulu' s Fashion Lounge Holdings Inc	Morgan Stanley	856
53,312	Lumen Technologies Inc	Barclays Bank	(9,596)
37,389	Lumen Technologies Inc	HSBC	(11,217)
54,180	Lumen Technologies Inc	Morgan Stanley	(9,752)

保有高	銘柄	取引相手	未実現純評価益 ／(損) (米ドル)
	米国(続き)		
(4,519)	Lumentum Holdings Inc	Bank of America Merrill Lynch	(37,772)
(5,156)	Lumentum Holdings Inc	Barclays Bank	(29,286)
(1,805)	Lumentum Holdings Inc	Goldman Sachs	(12,356)
(2,753)	Lumentum Holdings Inc	HSBC	(16,683)
(5,768)	Lumentum Holdings Inc	Morgan Stanley	(32,762)
(10,262)	Luminar Technologies Inc	Barclays Bank	616
(1,100)	Luminar Technologies Inc	Morgan Stanley	66
(1,800)	Lumos Pharma Inc	Bank of America Merrill Lynch	(1,368)
(9,318)	Lumos Pharma Inc	Barclays Bank	(2,330)
(10)	Lumos Pharma Inc	Goldman Sachs	(8)
(27,778)	Luna Innovations Inc	Barclays Bank	(21,667)
(399)	Luna Innovations Inc	Goldman Sachs	(539)
38,448	Luther Burbank Corp	Bank of America Merrill Lynch	11,534
10,292	Luther Burbank Corp	Barclays Bank	(3,602)
21,960	Luther Burbank Corp	Goldman Sachs	6,588
7,686	Luther Burbank Corp	HSBC	3,151
4,924	Luther Burbank Corp	Morgan Stanley	(1,723)
4,056	Luxfer Holdings Plc	Bank of America Merrill Lynch	243
8,529	Luxfer Holdings Plc	Barclays Bank	(5,288)
9,274	Luxfer Holdings Plc	Goldman Sachs	556
6,313	Luxfer Holdings Plc	HSBC	(3,472)
7,707	Luxfer Holdings Plc	Morgan Stanley	(4,778)
50,589	LXP Industrial Trust (REIT)	Bank of America Merrill Lynch	12,458
30,554	LXP Industrial Trust (REIT)	Barclays Bank	(917)
42,143	LXP Industrial Trust (REIT)	Goldman Sachs	10,114
29,151	LXP Industrial Trust (REIT)	HSBC	15,742
30,875	LXP Industrial Trust (REIT)	Morgan Stanley	(926)
(21,566)	Lyell Immunopharma Inc	HSBC	(13,587)
(12,422)	Lyell Immunopharma Inc	Morgan Stanley	(497)
24,410	Lyft Inc 'A'	Bank of America Merrill Lynch	11,229
11,596	Lyft Inc 'A'	HSBC	5,334
50,492	Lyft Inc 'A'	Morgan Stanley	45,443
6,751	LyondellBasell Industries NV 'A'	Bank of America Merrill Lynch	(31,527)
25,621	LyondellBasell Industries NV 'A'	Barclays Bank	(134,510)
(9,473)	LyondellBasell Industries NV 'A'	Barclays Bank	49,733
(3,380)	LyondellBasell Industries NV 'A'	Goldman Sachs	15,785
837	LyondellBasell Industries NV 'A'	HSBC	(5,290)
7,134	LyondellBasell Industries NV 'A'	Morgan Stanley	(37,454)
(843)	LyondellBasell Industries NV 'A'	Morgan Stanley	4,426
(3,633)	M&T Bank Corp	Bank of America Merrill Lynch	(27,420)
(7,639)	M&T Bank Corp	Barclays Bank	4,874
(3,002)	M&T Bank Corp	Goldman Sachs	(20,413)
(6,447)	M&T Bank Corp	HSBC	(15,089)
(18,504)	M&T Bank Corp	Morgan Stanley	13,549
(9,753)	M/I Homes Inc	Barclays Bank	(5,657)

保有高	銘柄	取引相手	未実現純評価益 ／(損) (米ドル)
	米国(続き)		
(8,971)	M/I Homes Inc	Goldman Sachs	(15,071)
(14,025)	M/I Homes Inc	HSBC	(47,124)
36,333	Macatawa Bank Corp	Barclays Bank	4,178
34,668	Macatawa Bank Corp	Goldman Sachs	8,494
37,103	Macerich Co (REIT)	Goldman Sachs	(2,968)
7,332	Macerich Co (REIT)	HSBC	(3,006)
635	Macerich Co (REIT)	Morgan Stanley	(375)
(19,972)	MACOM Technology Solutions Holdings Inc	Bank of America Merrill Lynch	(52,768)
(24,911)	MACOM Technology Solutions Holdings Inc	Barclays Bank	(5,708)
(9,861)	MACOM Technology Solutions Holdings Inc	Goldman Sachs	(26,526)
(16,879)	MACOM Technology Solutions Holdings Inc	HSBC	(73,501)
(30,629)	MACOM Technology Solutions Holdings Inc	Morgan Stanley	(4,594)
22,309	MacroGenics Inc	Barclays Bank	(23,648)
(32,448)	Macy's Inc	Bank of America Merrill Lynch	23,858
(2,549)	Macy's Inc	Barclays Bank	3,033
7,945	Macy's Inc	Barclays Bank	(9,455)
13,313	Macy's Inc	Goldman Sachs	(20,502)
(19,341)	Macy's Inc	HSBC	25,530
12,058	Macy's Inc	HSBC	(15,917)
(7,125)	Macy's Inc	Morgan Stanley	4,859
(1,192)	Madison Square Garden Entertainment Corp	Bank of America Merrill Lynch	(1,894)
(6,026)	Madison Square Garden Entertainment Corp	Barclays Bank	15,969
(2,380)	Madison Square Garden Entertainment Corp	Goldman Sachs	(13,780)
(1,704)	Madison Square Garden Entertainment Corp	HSBC	(2,300)
(4,017)	Madison Square Garden Entertainment Corp	Morgan Stanley	9,289
4,049	Madison Square Garden Sports Corp	Bank of America Merrill Lynch	(52,415)
1,482	Madison Square Garden Sports Corp	Barclays Bank	(9,100)
591	Madison Square Garden Sports Corp	Goldman Sachs	(8,097)
1,866	Madison Square Garden Sports Corp	Morgan Stanley	(11,457)
(1,163)	Madrigal Pharmaceuticals Inc	Bank of America Merrill Lynch	11,840
(1,681)	Madrigal Pharmaceuticals Inc	Barclays Bank	9,044
(728)	Madrigal Pharmaceuticals Inc	Goldman Sachs	7,411
(1,083)	Madrigal Pharmaceuticals Inc	HSBC	31,147
(817)	Madrigal Pharmaceuticals Inc	Morgan Stanley	4,396
(4,259)	Magnite Inc	Barclays Bank	3,620
(31,293)	Magnite Inc	HSBC	(88,872)
20,066	Magnolia Oil & Gas Corp 'A'	Bank of America Merrill Lynch	(9,030)
83,431	Magnolia Oil & Gas Corp 'A'	Barclays Bank	(120,141)
(5,052)	Magnolia Oil & Gas Corp 'A'	HSBC	3,233
6,488	Magnolia Oil & Gas Corp 'A'	HSBC	(4,152)
36,863	Magnolia Oil & Gas Corp 'A'	Morgan Stanley	(53,083)
(23,477)	Maiden Holdings Ltd	Barclays Bank	3,052
(11,151)	Maiden Holdings Ltd	Goldman Sachs	(1,338)
(27,121)	Maiden Holdings Ltd	HSBC	4,611
6,405	Malibu Boats Inc 'A'	Barclays Bank	(10,056)

保有高	銘柄	取引相手	未実現純評価益 ／(損) (米ドル)
	米国(続き)		
114	Malibu Boats Inc ' A'	HSBC	(660)
(2,387)	Malvern Bancorp Inc	Barclays Bank	895
(1,994)	Malvern Bancorp Inc	Goldman Sachs	70
(10,216)	Malvern Bancorp Inc	HSBC	(6,487)
(13,310)	Mammoth Energy Services Inc	Goldman Sachs	1,863
(11,513)	Mammoth Energy Services Inc	Morgan Stanley	5,526
2,531	Manhattan Associates Inc	Bank of America Merrill Lynch	19,876
8,600	Manhattan Associates Inc	Barclays Bank	28,896
6,941	Manhattan Associates Inc	Goldman Sachs	55,142
9,949	Manhattan Associates Inc	HSBC	107,077
23,472	Manhattan Associates Inc	Morgan Stanley	85,241
23,436	Manitowoc Co Inc	Barclays Bank	(24,139)
(10,525)	MannKind Corp	Bank of America Merrill Lynch	(105)
(32,214)	MannKind Corp	Barclays Bank	8,054
(72,687)	MannKind Corp	Goldman Sachs	(727)
(15,287)	MannKind Corp	HSBC	(10,089)
683	ManpowerGroup Inc	Bank of America Merrill Lynch	(1,223)
7,419	ManpowerGroup Inc	Barclays Bank	(33,089)
408	ManpowerGroup Inc	Goldman Sachs	(730)
12,234	ManpowerGroup Inc	HSBC	(12,723)
585	ManpowerGroup Inc	Morgan Stanley	(2,609)
48,334	Marathon Oil Corp	Barclays Bank	(52,684)
119,993	Marathon Oil Corp	Goldman Sachs	(40,018)
29,222	Marathon Oil Corp	HSBC	(14,027)
39,419	Marathon Oil Corp	Morgan Stanley	(42,966)
356	Marathon Petroleum Corp	Bank of America Merrill Lynch	(1,894)
2,698	Marathon Petroleum Corp	Barclays Bank	(14,353)
716	Marathon Petroleum Corp	Goldman Sachs	(3,809)
2,229	Marathon Petroleum Corp	HSBC	(8,484)
5,901	Marathon Petroleum Corp	Morgan Stanley	(31,393)
(2,609)	Maravai LifeSciences Holdings Inc ' A'	Bank of America Merrill Lynch	7,840
(6,151)	Maravai LifeSciences Holdings Inc ' A'	Barclays Bank	9,872
(19,068)	Maravai LifeSciences Holdings Inc ' A'	Goldman Sachs	57,299
(17,046)	Maravai LifeSciences Holdings Inc ' A'	HSBC	32,473
(2,880)	Maravai LifeSciences Holdings Inc ' A'	Morgan Stanley	4,622
48,952	Marchex Inc ' B'	Goldman Sachs	9,301
35,474	Marchex Inc ' B'	Morgan Stanley	(1,774)
22,343	Marcus & Millichap Inc	Barclays Bank	(28,376)
54,312	Marcus Corp	HSBC	(142,841)
(15,891)	Marine Products Corp	Barclays Bank	(6,992)
(2,010)	Marine Products Corp	Goldman Sachs	(2,010)
(1,389)	Marine Products Corp	HSBC	(1,250)
(3,759)	MarineMax Inc	Bank of America Merrill Lynch	(1,316)
(5,328)	MarineMax Inc	Barclays Bank	(799)
(2,178)	MarineMax Inc	HSBC	128

保有高	銘柄	取引相手	未実現純評価益 ／(損) (米ドル)
	米国 (続き)		
(26,623)	MarineMax Inc	Morgan Stanley	(1,772)
7,207	Marinus Pharmaceuticals Inc	Goldman Sachs	(10,018)
5,356	Marinus Pharmaceuticals Inc	HSBC	(10,337)
(213)	Markel Group Inc	Bank of America Merrill Lynch	8,912
(2,752)	Markel Group Inc	Barclays Bank	82,835
(959)	Markel Group Inc	Goldman Sachs	40,125
(345)	Markel Group Inc	HSBC	13,049
(853)	Markel Group Inc	Morgan Stanley	24,017
(381)	MarketAxess Holdings Inc	Bank of America Merrill Lynch	6,690
(611)	MarketAxess Holdings Inc	Goldman Sachs	10,729
(405)	MarketAxess Holdings Inc	HSBC	9,509
(884)	MarketAxess Holdings Inc	Morgan Stanley	9,362
(43,078)	Markforged Holding Corp	Barclays Bank	2,141
(42,200)	Markforged Holding Corp	HSBC	(4,887)
13,676	Marqeta Inc ' A'	Bank of America Merrill Lynch	618
91,273	Marqeta Inc ' A'	Barclays Bank	(6,389)
36,402	Marqeta Inc ' A'	Goldman Sachs	(364)
36,881	Marqeta Inc ' A'	HSBC	7,745
15,180	Marqeta Inc ' A'	Morgan Stanley	(1,062)
(9,593)	Marriott International Inc ' A'	Bank of America Merrill Lynch	80,958
(14,687)	Marriott International Inc ' A'	Barclays Bank	113,971
(11,150)	Marriott International Inc ' A'	Goldman Sachs	95,224
(5,383)	Marriott International Inc ' A'	HSBC	55,577
(3,114)	Marriott International Inc ' A'	Morgan Stanley	24,165
1,871	Marriott Vacations Worldwide Corp	Bank of America Merrill Lynch	(2,301)
3,071	Marriott Vacations Worldwide Corp	Barclays Bank	(7,708)
8,949	Marriott Vacations Worldwide Corp	Goldman Sachs	(11,007)
17,670	Marriott Vacations Worldwide Corp	HSBC	(104,783)
374	Marsh & McLennan Cos Inc	Bank of America Merrill Lynch	(3,445)
17,944	Marsh & McLennan Cos Inc	Barclays Bank	(131,709)
21,586	Marsh & McLennan Cos Inc	Goldman Sachs	(198,807)
832	Marsh & McLennan Cos Inc	HSBC	(6,397)
43,870	Marten Transport Ltd	Barclays Bank	(10,529)
4,966	Marten Transport Ltd	Morgan Stanley	(1,192)
(1,656)	Martin Marietta Materials Inc	Morgan Stanley	18,878
(31,908)	Marvell Technology Inc	Bank of America Merrill Lynch	(560,642)
(4,012)	Marvell Technology Inc	Barclays Bank	(62,226)
(24,306)	Marvell Technology Inc	HSBC	(476,050)
(44,536)	Marvell Technology Inc	Morgan Stanley	(678,983)
(6,178)	Masco Corp	Bank of America Merrill Lynch	18,040
(59,121)	Masco Corp	Barclays Bank	153,715
(33,883)	Masco Corp	Goldman Sachs	98,939
(3,040)	Masco Corp	HSBC	13,217
(6,977)	Masco Corp	Morgan Stanley	18,140
(717)	Masimo Corp	Bank of America Merrill Lynch	9,995

保有高	銘柄	取引相手	未実現純評価益 ／ (損) (米ドル)
	米国 (続き)		
(446)	Masimo Corp	Barclays Bank	1,565
673	Masimo Corp	Barclays Bank	(2,362)
(1,245)	Masimo Corp	Goldman Sachs	17,355
(217)	Masimo Corp	HSBC	6,148
935	Masimo Corp	HSBC	(26,489)
(3,186)	Masimo Corp	Morgan Stanley	11,183
(3,353)	Masonite International Corp	Bank of America Merrill Lynch	4,929
(9,683)	Masonite International Corp	Barclays Bank	39,313
(2,596)	Masonite International Corp	Goldman Sachs	3,816
(9,408)	Masonite International Corp	HSBC	29,165
(3,421)	Masonite International Corp	Morgan Stanley	13,889
(3,022)	MasTec Inc	Bank of America Merrill Lynch	(10,885)
(3,360)	MasTec Inc	Barclays Bank	(7,237)
(571)	MasTec Inc	Goldman Sachs	(3,453)
(2,000)	MasTec Inc	HSBC	(12,096)
(2,880)	MasTec Inc	Morgan Stanley	(6,857)
2,084	Mastech Digital Inc	Bank of America Merrill Lynch	2,230
3,135	Mastech Digital Inc	Barclays Bank	2,633
3,484	Mastech Digital Inc	HSBC	3,589
2,074	Mastech Digital Inc	Morgan Stanley	1,742
(28,043)	Masterbrand Inc	Bank of America Merrill Lynch	10,937
(90,887)	Masterbrand Inc	Barclays Bank	51,805
(28,038)	Masterbrand Inc	Goldman Sachs	10,935
(20,201)	Masterbrand Inc	HSBC	(39,594)
(12,160)	Masterbrand Inc	Morgan Stanley	6,931
3,138	Mastercard Inc ' A'	Barclays Bank	(77,069)
3,114	Mastercard Inc ' A'	Goldman Sachs	(72,992)
1,356	Mastercard Inc ' A'	Morgan Stanley	(33,303)
13,600	MasterCraft Boat Holdings Inc	Bank of America Merrill Lynch	(22,036)
9,301	MasterCraft Boat Holdings Inc	Barclays Bank	(17,672)
19,918	MasterCraft Boat Holdings Inc	Goldman Sachs	(33,908)
8,936	MasterCraft Boat Holdings Inc	HSBC	(22,792)
6,362	MasterCraft Boat Holdings Inc	Morgan Stanley	(9,176)
3,919	Matador Resources Co	Bank of America Merrill Lynch	(1,528)
(2,171)	Matador Resources Co	Barclays Bank	6,556
24,553	Matador Resources Co	Barclays Bank	(74,150)
1,239	Matador Resources Co	Goldman Sachs	(483)
8,222	Matador Resources Co	HSBC	(4,285)
7,035	Matador Resources Co	Morgan Stanley	(21,246)
(8,616)	Matador Resources Co	Morgan Stanley	26,020
4,457	Match Group Inc	Bank of America Merrill Lynch	8,736
18,114	Match Group Inc	Barclays Bank	7,608
18,758	Match Group Inc	Goldman Sachs	36,766
14,303	Match Group Inc	HSBC	27,462
21,640	Match Group Inc	Morgan Stanley	9,089

保有高	銘柄	取引相手	未実現純評価益 ／(損) (米ドル)
	米国(続き)		
(2,478)	Materion Corp	Morgan Stanley	7,161
(1,061)	Mativ Holdings Inc	Bank of America Merrill Lynch	2,592
(15,809)	Mativ Holdings Inc	Barclays Bank	38,732
(1,371)	Mativ Holdings Inc	Morgan Stanley	3,359
6,420	Matrix Service Co	Barclays Bank	(2,953)
38,225	Matrix Service Co	Goldman Sachs	(35,549)
10,512	Matson Inc	Barclays Bank	(2,313)
6,799	Matson Inc	HSBC	26,856
(32,930)	Mattel Inc	Barclays Bank	20,087
(39,497)	Mattel Inc	Goldman Sachs	55,691
(33,946)	Mattel Inc	HSBC	15,384
(24,610)	Mattel Inc	Morgan Stanley	15,012
39,278	Matterport Inc	Bank of America Merrill Lynch	1,571
8,408	Matterport Inc	Morgan Stanley	1,177
(747)	Matthews International Corp 'A'	Bank of America Merrill Lynch	465
(12,445)	Matthews International Corp 'A'	Goldman Sachs	(18,170)
(25,156)	Matthews International Corp 'A'	HSBC	(50,451)
(3,281)	Matthews International Corp 'A'	Morgan Stanley	(475)
13,932	Maui Land & Pineapple Co Inc	Barclays Bank	(19,226)
103	MaxCyte Inc	Barclays Bank	(8)
15,089	MaxCyte Inc	Morgan Stanley	(1,207)
(24,708)	Maximus Inc	Barclays Bank	36,321
(14,857)	Maximus Inc	Goldman Sachs	(10,399)
(11,103)	Maximus Inc	HSBC	(9,005)
(7,521)	Maximus Inc	Morgan Stanley	11,055
24,233	MaxLinear Inc	Bank of America Merrill Lynch	109,775
38,624	MaxLinear Inc	Barclays Bank	17,768
3,456	MaxLinear Inc	Goldman Sachs	15,656
39,902	MaxLinear Inc	HSBC	226,643
34,915	MaxLinear Inc	Morgan Stanley	16,061
23,897	Mayville Engineering Co Inc	Barclays Bank	(23,180)
413	Mayville Engineering Co Inc	Goldman Sachs	128
7,587	MBIA Inc	Bank of America Merrill Lynch	835
17,622	MBIA Inc	Barclays Bank	4,053
(3,957)	McCormick & Co Inc	Bank of America Merrill Lynch	23,861
(3,418)	McCormick & Co Inc	Goldman Sachs	20,611
(15,593)	McCormick & Co Inc	HSBC	54,108
(2,121)	McDonald's Corp	Bank of America Merrill Lynch	24,985
(2,889)	McDonald's Corp	Barclays Bank	15,109
(865)	McDonald's Corp	Goldman Sachs	10,190
(2,703)	McDonald's Corp	HSBC	33,977
2,017	McGrath RentCorp	Bank of America Merrill Lynch	(2,945)
5,063	McGrath RentCorp	Barclays Bank	(8,050)
7,026	McGrath RentCorp	Goldman Sachs	(10,258)
17,041	McGrath RentCorp	HSBC	(15,166)

保有高	銘柄	取引相手	未実現純評価益 ／(損) (米ドル)
	米国(続き)		
1,086	McGrath RentCorp	Morgan Stanley	(1,727)
1,659	McKesson Corp	Bank of America Merrill Lynch	(10,883)
296	McKesson Corp	Barclays Bank	(3,505)
551	McKesson Corp	Goldman Sachs	(3,615)
2,295	McKesson Corp	HSBC	36,789
858	McKesson Corp	Morgan Stanley	(10,159)
11,508	MDC Holdings Inc	Barclays Bank	(7,020)
(5,471)	MDU Resources Group Inc	Barclays Bank	5,416
(4,293)	MDU Resources Group Inc	Goldman Sachs	1,889
(33,189)	MDU Resources Group Inc	HSBC	1,659
(47,094)	MDU Resources Group Inc	Morgan Stanley	46,623
(15,260)	Medallion Financial Corp	Barclays Bank	2,594
(18,888)	Medallion Financial Corp	Goldman Sachs	2,078
5,985	MediaAlpha Inc 'A'	Bank of America Merrill Lynch	17,656
3,263	MediaAlpha Inc 'A'	Goldman Sachs	9,626
1,434	MediaAlpha Inc 'A'	HSBC	3,757
1,238	MediaAlpha Inc 'A'	Morgan Stanley	1,387
(31,129)	Medical Properties Trust Inc (REIT)	Bank of America Merrill Lynch	(19,923)
(76,578)	Medical Properties Trust Inc (REIT)	Barclays Bank	(16,081)
9,869	Medical Properties Trust Inc (REIT)	Goldman Sachs	6,316
14,060	Medical Properties Trust Inc (REIT)	HSBC	(7,592)
(9,535)	Medical Properties Trust Inc (REIT)	Morgan Stanley	(2,002)
(1,573)	Medifast Inc	Bank of America Merrill Lynch	10,536
(943)	Medifast Inc	Barclays Bank	2,993
(295)	Medifast Inc	HSBC	196
(3,649)	Medifast Inc	Morgan Stanley	34,775
(1,366)	Medpace Holdings Inc	Barclays Bank	5,314
(448)	Medpace Holdings Inc	HSBC	1,725
581	Medpace Holdings Inc	HSBC	(2,237)
(4,697)	Medpace Holdings Inc	Morgan Stanley	18,271
(7,193)	Medtronic Plc	Barclays Bank	52,653
6,212	Medtronic Plc	Goldman Sachs	(44,292)
(1,762)	Medtronic Plc	Goldman Sachs	12,563
(576)	Medtronic Plc	HSBC	4,614
16,897	MeiraGTx Holdings Plc	Goldman Sachs	14,616
8,289	MeiraGTx Holdings Plc	HSBC	9,408
28,427	MeiraGTx Holdings Plc	Morgan Stanley	(3,838)
43	MercadoLibre Inc	Bank of America Merrill Lynch	(1,862)
199	MercadoLibre Inc	Barclays Bank	(17,113)
180	MercadoLibre Inc	Goldman Sachs	(10,392)
68	MercadoLibre Inc	HSBC	(3,474)
103	MercadoLibre Inc	Morgan Stanley	(10,175)
21,890	Mercantile Bank Corp	Bank of America Merrill Lynch	33,492
4,312	Mercantile Bank Corp	Barclays Bank	(2,070)
8,473	Mercantile Bank Corp	Goldman Sachs	12,964

保有高	銘柄	取引相手	未実現純評価益 ／(損) (米ドル)
	米国(続き)		
7,268	Mercantile Bank Corp	HSBC	11,701
3,457	Mercantile Bank Corp	Morgan Stanley	(1,659)
(4,172)	Merchants Bancorp	Bank of America Merrill Lynch	(1,210)
(5,439)	Merchants Bancorp	Barclays Bank	2,230
(9,514)	Merchants Bancorp	HSBC	(1,047)
(5,197)	Merchants Bancorp	Morgan Stanley	2,131
(4,291)	Merck & Co Inc	Bank of America Merrill Lynch	30,853
(9,388)	Merck & Co Inc	Barclays Bank	49,850
(10,644)	Merck & Co Inc	Goldman Sachs	76,531
(1,559)	Merck & Co Inc	HSBC	11,201
(2,409)	Merck & Co Inc	Morgan Stanley	12,792
3,040	Mercury General Corp	Bank of America Merrill Lynch	669
3,124	Mercury General Corp	Barclays Bank	(2,655)
2,824	Mercury General Corp	Goldman Sachs	621
35,866	Mercury General Corp	HSBC	25,465
(7,446)	Mercury Systems Inc	Bank of America Merrill Lynch	12,658
(3,900)	Mercury Systems Inc	Barclays Bank	5,421
(11,005)	Mercury Systems Inc	Goldman Sachs	18,709
(16,247)	Mercury Systems Inc	HSBC	(12,023)
(12,618)	Mercury Systems Inc	Morgan Stanley	17,539
10,539	Meridian Corp	Bank of America Merrill Lynch	4,953
36,538	Meridian Corp	Barclays Bank	1,096
28,814	Meridian Corp	HSBC	22,475
14,890	Meridian Corp	Morgan Stanley	447
(1,152)	MeridianLink Inc	Barclays Bank	(46)
(23,918)	MeridianLink Inc	Goldman Sachs	(54,055)
(8,106)	MeridianLink Inc	HSBC	(26,426)
(16,220)	MeridianLink Inc	Morgan Stanley	(649)
10,953	Merit Medical Systems Inc	Bank of America Merrill Lynch	(30,887)
26,498	Merit Medical Systems Inc	Barclays Bank	(82,674)
10,175	Merit Medical Systems Inc	Goldman Sachs	(28,694)
9,895	Merit Medical Systems Inc	HSBC	(34,830)
12,981	Merit Medical Systems Inc	Morgan Stanley	(40,501)
(2,604)	Meritage Homes Corp	Bank of America Merrill Lynch	18,749
(32,233)	Meritage Homes Corp	Barclays Bank	101,534
(23,167)	Meritage Homes Corp	Goldman Sachs	166,802
(9,099)	Meritage Homes Corp	HSBC	87,897
(1,898)	Meritage Homes Corp	Morgan Stanley	5,979
11,763	Mersana Therapeutics Inc	Goldman Sachs	(10,940)
(2,862)	Mesa Air Group Inc	Barclays Bank	458
(3,502)	Mesa Air Group Inc	HSBC	1,331
(23,696)	Mesa Air Group Inc	Morgan Stanley	3,791
(89)	Mesa Laboratories Inc	Bank of America Merrill Lynch	2,403
(3,250)	Mesa Laboratories Inc	Barclays Bank	84,630
(3,283)	Mesa Laboratories Inc	HSBC	99,508

保有高	銘柄	取引相手	未実現純評価益 ／(損) (米ドル)
	米国 (続き)		
212	Meta Platforms Inc ' A'	Bank of America Merrill Lynch	4,952
2,204	Meta Platforms Inc ' A'	Barclays Bank	26,162
718	Meta Platforms Inc ' A'	Goldman Sachs	16,773
810	Meta Platforms Inc ' A'	HSBC	21,156
514	Meta Platforms Inc ' A'	Morgan Stanley	6,996
(9,447)	Methode Electronics Inc	Barclays Bank	(9,919)
(22,368)	Methode Electronics Inc	Goldman Sachs	(55,249)
(15,861)	Methode Electronics Inc	HSBC	(39,970)
5,024	MetLife Inc	Bank of America Merrill Lynch	(804)
177,834	MetLife Inc	Barclays Bank	(362,391)
12,897	MetLife Inc	Goldman Sachs	(2,063)
40,175	MetLife Inc	HSBC	(134,209)
63,397	MetLife Inc	Morgan Stanley	(129,964)
(6,432)	Metrocity Bankshares Inc	Bank of America Merrill Lynch	(7,075)
(28,233)	Metrocity Bankshares Inc	Barclays Bank	(13,552)
(26,645)	Metrocity Bankshares Inc	Goldman Sachs	(29,310)
(11,001)	Metrocity Bankshares Inc	HSBC	(21,672)
(4,956)	Metrocity Bankshares Inc	Morgan Stanley	(2,379)
(17,726)	Metropolitan Bank Holding Corp	Morgan Stanley	(46,974)
56	Mettler-Toledo International Inc	Barclays Bank	(5,420)
467	Mettler-Toledo International Inc	Goldman Sachs	(39,270)
73	Mettler-Toledo International Inc	HSBC	(6,717)
235	Mettler-Toledo International Inc	Morgan Stanley	(22,746)
(11,003)	MFA Financial Inc (REIT)	Bank of America Merrill Lynch	(4,731)
(17,188)	MFA Financial Inc (REIT)	Barclays Bank	4,985
(15,446)	MFA Financial Inc (REIT)	HSBC	(1,699)
(7,349)	MFA Financial Inc (REIT)	Morgan Stanley	2,131
(1,961)	MGE Energy Inc	Bank of America Merrill Lynch	9,588
(3,462)	MGE Energy Inc	Barclays Bank	11,667
(29,731)	MGE Energy Inc	HSBC	150,810
(6,810)	MGE Energy Inc	Morgan Stanley	21,184
(51,260)	MGIC Investment Corp	Bank of America Merrill Lynch	(23,580)
(12,647)	MGIC Investment Corp	Barclays Bank	(3,541)
(8,863)	MGIC Investment Corp	HSBC	(5,229)
(6,444)	MGIC Investment Corp	Morgan Stanley	(1,804)
19,558	MGM Resorts International	Bank of America Merrill Lynch	(68,648)
26,097	MGM Resorts International	Barclays Bank	(82,206)
60,546	MGM Resorts International	Goldman Sachs	(208,114)
31,143	MGM Resorts International	HSBC	(132,669)
14,850	MGM Resorts International	Morgan Stanley	(46,778)
2,400	MGP Ingredients Inc	Bank of America Merrill Lynch	(14,064)
3,893	MGP Ingredients Inc	Barclays Bank	(39,319)
817	MGP Ingredients Inc	Goldman Sachs	(4,788)
6,024	MGP Ingredients Inc	HSBC	(36,987)
8,061	MGP Ingredients Inc	Morgan Stanley	(81,416)

保有高	銘柄	取引相手	未実現純評価益 ／(損) (米ドル)
	米国(続き)		
7,969	Microchip Technology Inc	Bank of America Merrill Lynch	(7,590)
11,749	Microchip Technology Inc	Barclays Bank	(35,599)
3,629	Microchip Technology Inc	Goldman Sachs	2,831
2,642	Microchip Technology Inc	HSBC	7,934
3,817	Microchip Technology Inc	Morgan Stanley	7,684
2,910	MicroCloud Hologram Inc	Barclays Bank	698
2,682	Micron Technology Inc	Barclays Bank	(2,220)
(1,306)	Micron Technology Inc	Goldman Sachs	(5,250)
1,191	Micron Technology Inc	HSBC	(6,286)
1,369	Microsoft Corp	Bank of America Merrill Lynch	21,779
6,968	Microsoft Corp	Barclays Bank	94,100
172	Microsoft Corp	Goldman Sachs	4,358
2,814	Microsoft Corp	HSBC	61,964
5,855	Microsoft Corp	Morgan Stanley	71,123
129	MicroStrategy Inc ' A'	Barclays Bank	(293)
(248)	MicroStrategy Inc ' A'	Morgan Stanley	(717)
(50,321)	Microvast Holdings Inc	Morgan Stanley	46,044
3,645	Mid Penn Bancorp Inc	Bank of America Merrill Lynch	8,839
12,933	Mid Penn Bancorp Inc	Barclays Bank	6,790
850	Mid Penn Bancorp Inc	Goldman Sachs	2,427
6,129	Mid Penn Bancorp Inc	HSBC	20,408
6,403	Mid Penn Bancorp Inc	Morgan Stanley	3,362
441	Mid-America Apartment Communities Inc (REIT)	Bank of America Merrill Lynch	(2,104)
19,959	Mid-America Apartment Communities Inc (REIT)	Barclays Bank	5,788
643	Mid-America Apartment Communities Inc (REIT)	Goldman Sachs	(3,067)
1,990	Mid-America Apartment Communities Inc (REIT)	HSBC	(8,836)
4,154	Mid-America Apartment Communities Inc (REIT)	Morgan Stanley	1,205
(4,459)	Middleby Corp	Barclays Bank	38,035
(414)	Middleby Corp	HSBC	5,212
(1,400)	Middleby Corp	Morgan Stanley	11,942
4,444	Middlefield Banc Corp	Bank of America Merrill Lynch	11,110
7,376	Middlefield Banc Corp	Barclays Bank	17,407
6,981	Middlefield Banc Corp	Goldman Sachs	17,452
3,864	Middlefield Banc Corp	HSBC	1,971
1,923	Middlefield Banc Corp	Morgan Stanley	4,538
(1,338)	Middlesex Water Co	Bank of America Merrill Lynch	(6,686)
(835)	Middlesex Water Co	Barclays Bank	(2,797)
(3,244)	Middlesex Water Co	HSBC	(11,807)
(6,006)	Middlesex Water Co	Morgan Stanley	(5,673)
26,311	Midland States Bancorp Inc	Bank of America Merrill Lynch	26,311
33,191	Midland States Bancorp Inc	Barclays Bank	(996)
10,362	Midland States Bancorp Inc	Goldman Sachs	10,362

保有高	銘柄	取引相手	未実現純評価益 ／(損) (米ドル)
	米国 (続き)		
27,711	Midland States Bancorp Inc	HSBC	23,554
13,555	Midland States Bancorp Inc	Morgan Stanley	(407)
997	MidWestOne Financial Group Inc	Bank of America Merrill Lynch	668
41,744	MidWestOne Financial Group Inc	Barclays Bank	(9,601)
27,590	MidWestOne Financial Group Inc	Goldman Sachs	18,485
8,709	MidWestOne Financial Group Inc	HSBC	(1,916)
6,473	MidWestOne Financial Group Inc	Morgan Stanley	(1,489)
(101,369)	Milestone Scientific Inc	Barclays Bank	—
(20,990)	Milestone Scientific Inc	Goldman Sachs	(2,729)
4,625	Miller Industries Inc	Barclays Bank	(4,509)
(27,640)	MillerKnoll Inc	Barclays Bank	45,882
(5,711)	MillerKnoll Inc	HSBC	16,105
45,604	MiMedx Group Inc	Bank of America Merrill Lynch	(12,313)
21,739	MiMedx Group Inc	Goldman Sachs	(5,870)
2,648	Mind Medicine MindMed Inc	Bank of America Merrill Lynch	1,192
9,147	Mind Medicine MindMed Inc	Barclays Bank	274
2,771	Mind Medicine MindMed Inc	HSBC	610
(15,882)	Minerals Technologies Inc	Barclays Bank	69,563
(17,488)	Minerals Technologies Inc	Goldman Sachs	63,656
(2,869)	Minerals Technologies Inc	HSBC	16,239
(4,399)	Minerals Technologies Inc	Morgan Stanley	19,268
(10,632)	Mineralys Therapeutics Inc	Barclays Bank	21,370
(3,016)	Mineralys Therapeutics Inc	Morgan Stanley	6,062
51,209	Miragen Therapeutics Inc*	Goldman Sachs	(51)
1,884	Miragen Therapeutics Inc*, π	Morgan Stanley	—
(1,424)	Mirati Therapeutics Inc	Barclays Bank	13,678
(974)	Mirati Therapeutics Inc	Morgan Stanley	9,355
(599)	Mirion Technologies Inc	Barclays Bank	96
(24,585)	Mirion Technologies Inc	Morgan Stanley	3,934
5,476	Mirum Pharmaceuticals Inc	Barclays Bank	(9,200)
2,991	Mirum Pharmaceuticals Inc	Goldman Sachs	658
244	Mirum Pharmaceuticals Inc	HSBC	(27)
(4,931)	Mission Produce Inc	Bank of America Merrill Lynch	(1,627)
(2,245)	Mission Produce Inc	Barclays Bank	112
(3,389)	Mission Produce Inc	Goldman Sachs	(1,118)
(5,381)	Mission Produce Inc	HSBC	(477)
(4,417)	Mission Produce Inc	Morgan Stanley	1,249
24,310	Mister Car Wash Inc	Barclays Bank	729
57,252	Mister Car Wash Inc	Goldman Sachs	(37,214)
48,144	Mister Car Wash Inc	HSBC	(30,330)
13,757	Mister Car Wash Inc	Morgan Stanley	413
37,502	Mistras Group Inc	Bank of America Merrill Lynch	18,001
18,537	Mistras Group Inc	Barclays Bank	2,595
12,864	Mistras Group Inc	Goldman Sachs	6,175
241	Mistras Group Inc	HSBC	116

保有高	銘柄	取引相手	未実現純評価益 ／(損) (米ドル)
	米国(続き)		
43,472	Mistras Group Inc	Morgan Stanley	6,086
(32,060)	Mitek Systems Inc	Barclays Bank	(11,978)
(27,840)	Mitek Systems Inc	HSBC	(30,857)
(4,411)	MKS Instruments Inc	Bank of America Merrill Lynch	(56,284)
(16,522)	MKS Instruments Inc	Barclays Bank	(130,028)
(4,101)	MKS Instruments Inc	Goldman Sachs	(52,329)
(13,447)	MKS Instruments Inc	HSBC	(207,218)
(13,061)	MKS Instruments Inc	Morgan Stanley	(102,790)
6,934	Model N Inc	Barclays Bank	12,828
15,191	Model N Inc	Goldman Sachs	39,649
(2,931)	Moderna Inc	Barclays Bank	(4,543)
(410)	Moderna Inc	Goldman Sachs	(113)
(660)	Moderna Inc	HSBC	2,284
(1,271)	Moderna Inc	Morgan Stanley	(1,970)
10,381	Modine Manufacturing Co	Bank of America Merrill Lynch	66,750
7,884	Modine Manufacturing Co	Barclays Bank	46,516
25,407	Modine Manufacturing Co	Goldman Sachs	163,367
(764)	ModivCare Inc	Barclays Bank	4,477
(1,344)	ModivCare Inc	Goldman Sachs	14,220
15,173	Moelis & Co 'A'	Barclays Bank	11,531
2,395	Moelis & Co 'A'	Goldman Sachs	7,904
2,561	Moelis & Co 'A'	HSBC	9,890
2,293	Moelis & Co 'A'	Morgan Stanley	1,743
5,253	Mohawk Industries Inc	Bank of America Merrill Lynch	(13,448)
13,589	Mohawk Industries Inc	Barclays Bank	(39,000)
1,526	Mohawk Industries Inc	Goldman Sachs	(2,289)
1,660	Mohawk Industries Inc	HSBC	(2,203)
4,081	Mohawk Industries Inc	Morgan Stanley	(11,712)
1,704	Molecular Templates Inc	Bank of America Merrill Lynch	68
5,631	Molecular Templates Inc	Barclays Bank	(58)
38,904	Molecular Templates Inc	Goldman Sachs	1,544
8,305	Molecular Templates Inc	HSBC	(61)
13,598	Molecular Templates Inc	Morgan Stanley	(140)
(376)	Molina Healthcare Inc	Bank of America Merrill Lynch	8,501
(2,803)	Molina Healthcare Inc	Barclays Bank	49,473
(4,831)	Molina Healthcare Inc	Goldman Sachs	109,229
(4,769)	Molina Healthcare Inc	HSBC	117,508
(1,524)	Molina Healthcare Inc	Morgan Stanley	26,899
5,827	Molson Coors Beverage Co 'B'	HSBC	(18,413)
2,193	Molson Coors Beverage Co 'B'	Morgan Stanley	(2,500)
(12,831)	Momentive Global Inc	Bank of America Merrill Lynch	(907)
(10,016)	Momentive Global Inc	Barclays Bank	(651)
(18,646)	Momentive Global Inc	HSBC	(1,585)
(15,405)	Momentive Global Inc	Morgan Stanley	(1,001)
(14,920)	Momentum Inc	Goldman Sachs	366

保有高	銘柄	取引相手	未実現純評価益 ／(損) (米ドル)
	米国 (続き)		
(98,054)	Momentus Inc	Morgan Stanley	2,902
16,529	Monarch Casino & Resort Inc	Barclays Bank	(45,785)
8,298	Monarch Casino & Resort Inc	HSBC	(18,588)
5,619	Monarch Casino & Resort Inc	Morgan Stanley	(15,565)
(1,444)	Mondelez International Inc ' A'	Bank of America Merrill Lynch	6,144
(23,549)	Mondelez International Inc ' A'	Barclays Bank	74,886
(2,377)	Mondelez International Inc ' A'	Goldman Sachs	10,602
(31,443)	Mondelez International Inc ' A'	HSBC	170,421
(52,762)	Mondelez International Inc ' A'	Morgan Stanley	164,500
386	Moneylion Inc	Barclays Bank	347
856	Moneylion Inc	Goldman Sachs	(1,532)
436	Moneylion Inc	HSBC	(3,719)
(1,275)	MongoDB Inc	Bank of America Merrill Lynch	(27,085)
(910)	MongoDB Inc	Barclays Bank	(12,649)
(79)	MongoDB Inc	Goldman Sachs	(1,661)
(805)	MongoDB Inc	HSBC	(40,459)
(1,037)	MongoDB Inc	Morgan Stanley	(14,414)
470	Monolithic Power Systems Inc	Bank of America Merrill Lynch	46,737
341	Monolithic Power Systems Inc	Barclays Bank	21,688
1,202	Monolithic Power Systems Inc	Morgan Stanley	76,447
(19,648)	Monro Inc	Barclays Bank	22,357
(1,123)	Monro Inc	Goldman Sachs	7,401
(13,619)	Monro Inc	HSBC	52,892
(3,104)	Monro Inc	Morgan Stanley	3,420
(35,494)	Monster Beverage Corp	Barclays Bank	42,593
(11,292)	Monster Beverage Corp	HSBC	12,647
(60,354)	Monster Beverage Corp	Morgan Stanley	72,425
(3,101)	Montauk Renewables Inc	Bank of America Merrill Lynch	(1,271)
(41,760)	Montauk Renewables Inc	Barclays Bank	(21,298)
(24,995)	Montauk Renewables Inc	HSBC	(17,996)
(16,567)	Montauk Renewables Inc	Morgan Stanley	(7,964)
(7,208)	Monte Rosa Therapeutics Inc	Morgan Stanley	(4,325)
(10,533)	Montrose Environmental Group Inc	Barclays Bank	19,802
(10,458)	Montrose Environmental Group Inc	Goldman Sachs	11,504
(5,787)	Montrose Environmental Group Inc	HSBC	(29,572)
895	Moody' s Corp	Bank of America Merrill Lynch	1,119
10,505	Moody' s Corp	Barclays Bank	(93,935)
510	Moody' s Corp	Goldman Sachs	638
2,819	Moody' s Corp	HSBC	18,014
3,023	Moody' s Corp	Morgan Stanley	(25,272)
20,117	Moog Inc ' A'	Barclays Bank	(42,648)
2,187	Moog Inc ' A'	HSBC	14,522
(171)	Morgan Group Holding Co	Bank of America Merrill Lynch	(83)
(47)	Morgan Group Holding Co	Barclays Bank	10
(9)	Morgan Group Holding Co	Goldman Sachs	(4)

保有高	銘柄	取引相手	未実現純評価益 ／(損) (米ドル)
	米国(続き)		
(69)	Morgan Group Holding Co	HSBC	(33)
(50)	Morgan Group Holding Co	Morgan Stanley	10
(16,995)	Morgan Stanley	Bank of America Merrill Lynch	6,189
(14,355)	Morgan Stanley	Barclays Bank	(3,431)
(74,667)	Morgan Stanley	Goldman Sachs	31,608
(14,820)	Morgan Stanley	HSBC	27,713
102	Morningstar Inc	Barclays Bank	504
(139)	Morningstar Inc	Barclays Bank	(666)
334	Morningstar Inc	Goldman Sachs	4,466
(153)	Morningstar Inc	Goldman Sachs	(1,380)
551	Morningstar Inc	HSBC	10,135
(926)	Morningstar Inc	HSBC	(10,254)
1,438	Morningstar Inc	Morgan Stanley	7,104
(5,131)	Morphic Holding Inc	Barclays Bank	2,360
(2,186)	Morphic Holding Inc	Morgan Stanley	1,006
(25,332)	Mosaic Co	Bank of America Merrill Lynch	91,836
(13,283)	Mosaic Co	Barclays Bank	45,826
(9,612)	Mosaic Co	Goldman Sachs	39,121
(14,375)	Mosaic Co	HSBC	56,252
(8,136)	Mosaic Co	Morgan Stanley	28,069
(7,844)	Motorcar Parts of America Inc	Bank of America Merrill Lynch	(2,432)
(12,695)	Motorcar Parts of America Inc	Goldman Sachs	(3,935)
(5,434)	Motorcar Parts of America Inc	HSBC	(6,195)
(3,547)	Motorola Solutions Inc	Barclays Bank	32,100
122	Motorola Solutions Inc	Goldman Sachs	16
641	Motorola Solutions Inc	Morgan Stanley	(207)
(4,540)	Movado Group Inc	Bank of America Merrill Lynch	(2,406)
(3,799)	Movado Group Inc	Barclays Bank	1,748
(1,155)	Movado Group Inc	Goldman Sachs	(612)
(15,230)	Movado Group Inc	HSBC	(11,400)
(3,129)	Movado Group Inc	Morgan Stanley	1,439
(18,718)	MP Materials Corp	Barclays Bank	19,466
(16,435)	MP Materials Corp	Goldman Sachs	16,932
(5,155)	MP Materials Corp	Morgan Stanley	5,361
(13,231)	Mr Cooper Group Inc	Goldman Sachs	(16,671)
(10,573)	Mr Cooper Group Inc	HSBC	(37,640)
14,495	MRC Global Inc	Barclays Bank	(6,378)
15,267	MRC Global Inc	Goldman Sachs	(1,679)
16,922	MRC Global Inc	HSBC	(5,077)
(6,321)	MSA Safety Inc	Barclays Bank	24,273
(1,663)	MSA Safety Inc	HSBC	(9,313)
356	MSC Industrial Direct Co Inc 'A'	Bank of America Merrill Lynch	128
24,082	MSC Industrial Direct Co Inc 'A'	Barclays Bank	(70,560)
16,645	MSC Industrial Direct Co Inc 'A'	Goldman Sachs	5,992
2,459	MSC Industrial Direct Co Inc 'A'	HSBC	1,612

保有高	銘柄	取引相手	未実現純評価益 ／(損) (米ドル)
	米国 (続き)		
2,292	MSC Industrial Direct Co Inc ' A'	Morgan Stanley	(6,716)
1,740	MSCI Inc	Barclays Bank	(4,854)
601	MSCI Inc	HSBC	(1,953)
349	MSCI Inc	Morgan Stanley	(974)
(2,166)	Mueller Industries Inc	Bank of America Merrill Lynch	851
(4,283)	Mueller Industries Inc	Barclays Bank	10,708
(2,055)	Mueller Industries Inc	HSBC	3,027
(3,326)	Mueller Industries Inc	Morgan Stanley	8,315
(49,794)	Mueller Water Products Inc ' A'	Bank of America Merrill Lynch	(10,457)
(98,801)	Mueller Water Products Inc ' A'	Barclays Bank	5,928
(13,176)	Mueller Water Products Inc ' A'	Goldman Sachs	(2,767)
(26,997)	Mueller Water Products Inc ' A'	HSBC	21,328
25,162	Multiplan Corp	Goldman Sachs	6,291
24,077	Multiplan Corp	HSBC	13,664
30,522	Murphy Oil Corp	Bank of America Merrill Lynch	28,080
36,205	Murphy Oil Corp	Barclays Bank	(54,657)
45,788	Murphy Oil Corp	Goldman Sachs	32,579
67,896	Murphy Oil Corp	HSBC	15,410
33,101	Murphy Oil Corp	Morgan Stanley	(45,445)
1,984	Murphy USA Inc	Bank of America Merrill Lynch	(7,781)
4,164	Murphy USA Inc	Barclays Bank	10,912
4,204	Murphy USA Inc	Goldman Sachs	(16,176)
244	Murphy USA Inc	HSBC	(1,367)
2,154	Murphy USA Inc	Morgan Stanley	6,073
4,135	Mustang Bio Inc	Barclays Bank	8,601
4,128	Mustang Bio Inc	Goldman Sachs	8,380
7,268	Mustang Bio Inc	HSBC	15,735
2,501	MVB Financial Corp	Bank of America Merrill Lynch	2,057
8,436	MVB Financial Corp	Barclays Bank	9,195
5,925	MVB Financial Corp	Goldman Sachs	4,187
1,049	MVB Financial Corp	HSBC	804
4,027	MVB Financial Corp	Morgan Stanley	50
5,131	Myers Industries Inc	Barclays Bank	(4,515)
7,355	Myers Industries Inc	Goldman Sachs	(736)
16,644	Myers Industries Inc	HSBC	(999)
1,548	Myers Industries Inc	Morgan Stanley	(1,362)
7,056	MYR Group Inc	Barclays Bank	(30,623)
5,387	MYR Group Inc	Goldman Sachs	(25,265)
4,783	Myriad Genetics Inc	Barclays Bank	11,862
10,215	Myriad Genetics Inc	Goldman Sachs	38,102
(49,605)	N-able Inc	Goldman Sachs	(22,819)
(3,252)	N-able Inc	HSBC	(5,919)
2,063	Nabors Industries Ltd	Barclays Bank	(16,298)
1,869	Nabors Industries Ltd	Goldman Sachs	(9,083)
893	Nabors Industries Ltd	HSBC	(9,037)

保有高	銘柄	取引相手	未実現純評価益 ／(損) (米ドル)
	米国(続き)		
769	Nabors Industries Ltd	Morgan Stanley	(6,075)
(2,509)	NACCO Industries Inc 'A'	Bank of America Merrill Lynch	(1,255)
(4,328)	NACCO Industries Inc 'A'	Barclays Bank	3,289
(562)	NACCO Industries Inc 'A'	Goldman Sachs	(281)
7,451	NanoString Technologies Inc	Bank of America Merrill Lynch	(18,255)
2,754	NanoString Technologies Inc	Barclays Bank	(799)
13,759	NanoString Technologies Inc	HSBC	(36,049)
4,397	Nano-X Imaging Ltd	Barclays Bank	(264)
2,233	Nano-X Imaging Ltd	HSBC	31,016
3,246	Napco Security Technologies Inc	Bank of America Merrill Lynch	9,348
7,738	Napco Security Technologies Inc	HSBC	28,089
32,778	Nasdaq Inc	Bank of America Merrill Lynch	(21,634)
45,550	Nasdaq Inc	Barclays Bank	(43,272)
24,148	Nasdaq Inc	Goldman Sachs	(15,938)
11,922	Nasdaq Inc	HSBC	(4,888)
36,927	Nasdaq Inc	Morgan Stanley	(35,081)
2,046	Natera Inc	Bank of America Merrill Lynch	(7,358)
1,680	Natera Inc	Goldman Sachs	(759)
(821)	Natera Inc	HSBC	4,355
(860)	Natera Inc	Morgan Stanley	4,545
(898)	Nathan's Famous Inc	Bank of America Merrill Lynch	575
(8,841)	Nathan's Famous Inc	Barclays Bank	(11,228)
(272)	Nathan's Famous Inc	Goldman Sachs	174
(1,188)	Nathan's Famous Inc	Morgan Stanley	(1,509)
14,485	National Bank Holdings Corp 'A'	Barclays Bank	(14,050)
19,893	National Bank Holdings Corp 'A'	HSBC	49,534
5,718	National Bank Holdings Corp 'A'	Morgan Stanley	(5,546)
(8,946)	National Bankshares Inc	Bank of America Merrill Lynch	6,844
(7,244)	National Bankshares Inc	Barclays Bank	(398)
(8,732)	National Bankshares Inc	Morgan Stanley	(480)
(952)	National Beverage Corp	Bank of America Merrill Lynch	2,361
(1,456)	National Beverage Corp	Barclays Bank	2,461
(2,823)	National Beverage Corp	Goldman Sachs	7,001
(1,921)	National Beverage Corp	HSBC	4,764
(22,753)	National Energy Services Reunited Corp	Barclays Bank	(1,593)
(4,144)	National Energy Services Reunited Corp	Morgan Stanley	(290)
(8,027)	National Fuel Gas Co	Bank of America Merrill Lynch	7,692
(48,676)	National Fuel Gas Co	Barclays Bank	40,623
(13,525)	National Fuel Gas Co	Goldman Sachs	11,767
(4,337)	National Fuel Gas Co	HSBC	5,320
(26,073)	National Fuel Gas Co	Morgan Stanley	21,902
(15,155)	National Health Investors Inc (REIT)	Bank of America Merrill Lynch	20,156
(5,921)	National Health Investors Inc (REIT)	Barclays Bank	237
(20,791)	National Health Investors Inc (REIT)	Goldman Sachs	27,652
(6,096)	National Health Investors Inc (REIT)	HSBC	(14,265)

保有高	銘柄	取引相手	未実現純評価益 ／ (損) (米ドル)
	米国 (続き)		
6,496	National HealthCare Corp	Bank of America Merrill Lynch	7,535
5,663	National HealthCare Corp	Barclays Bank	(170)
54	National HealthCare Corp	Goldman Sachs	63
6,791	National HealthCare Corp	HSBC	18,064
3,143	National HealthCare Corp	Morgan Stanley	(94)
(3,934)	National Presto Industries Inc	Bank of America Merrill Lynch	(8,773)
(6,555)	National Presto Industries Inc	Barclays Bank	(66)
(6,351)	National Presto Industries Inc	HSBC	(39,884)
4,397	National Research Corp	Barclays Bank	(616)
(30,932)	National Storage Affiliates Trust (REIT)	Barclays Bank	21,287
6,252	National Storage Affiliates Trust (REIT)	Barclays Bank	(5,002)
(4,840)	National Storage Affiliates Trust (REIT)	Goldman Sachs	6,437
(4,977)	National Storage Affiliates Trust (REIT)	HSBC	6,171
12,402	National Vision Holdings Inc	HSBC	37,826
(1,788)	National Western Life Group Inc ' A '	Barclays Bank	15,654
(1,883)	National Western Life Group Inc ' A '	Goldman Sachs	(213,109)
23,191	Natural Gas Services Group Inc	Morgan Stanley	(9,972)
9,244	Natural Grocers by Vitamin Cottage Inc	Barclays Bank	(1,479)
5,281	Natural Grocers by Vitamin Cottage Inc	Goldman Sachs	1,003
3,802	Natural Grocers by Vitamin Cottage Inc	HSBC	1,597
19,911	Nature' s Sunshine Products Inc	Bank of America Merrill Lynch	4,679
20,720	Nature' s Sunshine Products Inc	Barclays Bank	(4,662)
11,746	Nature' s Sunshine Products Inc	Goldman Sachs	2,760
18,267	Nature' s Sunshine Products Inc	Morgan Stanley	(4,110)
41,516	Nautilus Biotechnology Inc	Barclays Bank	23,249
25,890	Nautilus Biotechnology Inc	Goldman Sachs	11,651
18,464	Nautilus Biotechnology Inc	HSBC	11,448
11,654	Nautilus Biotechnology Inc	Morgan Stanley	6,526
(31,675)	Navient Corp	Barclays Bank	(3,168)
(29,955)	Navient Corp	Goldman Sachs	(5,392)
6,809	Navigator Holdings Ltd	Bank of America Merrill Lynch	(272)
22,352	Navigator Holdings Ltd	Barclays Bank	(1,118)
16,605	Navigator Holdings Ltd	Goldman Sachs	(664)
7,143	Navigator Holdings Ltd	HSBC	1,500
5,358	Navigator Holdings Ltd	Morgan Stanley	(268)
(45,073)	Navitas Semiconductor Corp	Morgan Stanley	37,636
(1,581)	NBT Bancorp Inc	Bank of America Merrill Lynch	(1,075)
(4,262)	NBT Bancorp Inc	Barclays Bank	5,839
(594)	NBT Bancorp Inc	HSBC	(1,224)
(3,533)	NBT Bancorp Inc	Morgan Stanley	4,507
(14,821)	nCino Inc	Bank of America Merrill Lynch	(62,100)
(12,983)	nCino Inc	Barclays Bank	(6,622)
(13,809)	nCino Inc	Goldman Sachs	(57,860)
(24,165)	nCino Inc	HSBC	(131,458)
(8,246)	nCino Inc	Morgan Stanley	(4,205)

保有高	銘柄	取引相手	未実現純評価益 ／ (損) (米ドル)
	米国 (続き)		
1,857	NCR Corp	Bank of America Merrill Lynch	(93)
2,751	NCR Corp	Barclays Bank	(1,596)
10,707	NCR Corp	HSBC	12,848
41,325	Nektar Therapeutics	Bank of America Merrill Lynch	(5,724)
47,630	Nektar Therapeutics	Barclays Bank	(4,920)
109,831	Nektar Therapeutics	Goldman Sachs	(15,212)
74,443	Nektar Therapeutics	HSBC	(10,801)
120,549	Nektar Therapeutics	Morgan Stanley	(12,453)
453	Nelnet Inc ' A'	Bank of America Merrill Lynch	(711)
8,289	Nelnet Inc ' A'	Barclays Bank	(18,650)
2,449	Nelnet Inc ' A'	Goldman Sachs	(3,101)
624	Nelnet Inc ' A'	Morgan Stanley	(404)
2,642	Neogen Corp	Bank of America Merrill Lynch	2,319
(1,066)	Neogen Corp	Bank of America Merrill Lynch	(18)
(67,234)	Neogen Corp	Barclays Bank	(59,166)
(6,705)	Neogen Corp	Goldman Sachs	(3,285)
(10,032)	Neogen Corp	Morgan Stanley	(8,828)
2,101	NeoGenomics Inc	Barclays Bank	(2,962)
(6,750)	NerdWallet Inc ' A'	Morgan Stanley	1,856
(6,425)	Nerdy Inc	Barclays Bank	3,020
(60,813)	Nerdy Inc	Morgan Stanley	28,582
(3,328)	NetApp Inc	Morgan Stanley	4,526
(1,477)	Netflix Inc	Bank of America Merrill Lynch	(84,391)
(607)	Netflix Inc	Barclays Bank	(18,824)
(172)	Netflix Inc	Goldman Sachs	(10,029)
(1,359)	Netflix Inc	HSBC	(62,110)
(174)	Netflix Inc	Morgan Stanley	(5,427)
(2,994)	NETGEAR Inc	Bank of America Merrill Lynch	165
(4,639)	NETGEAR Inc	Barclays Bank	(302)
(8,843)	NETGEAR Inc	Morgan Stanley	(575)
(4,474)	NetScout Systems Inc	Bank of America Merrill Lynch	(4,832)
(1,713)	NetScout Systems Inc	Barclays Bank	942
(5,301)	NetScout Systems Inc	Goldman Sachs	(5,725)
(3,463)	NetScout Systems Inc	HSBC	(5,430)
(2,121)	NetScout Systems Inc	Morgan Stanley	1,167
(9,676)	NETSTREIT Corp (REIT)	Bank of America Merrill Lynch	1,888
(66,938)	NETSTREIT Corp (REIT)	Barclays Bank	42,171
(49,307)	NETSTREIT Corp (REIT)	Goldman Sachs	30,570
(20,718)	NETSTREIT Corp (REIT)	HSBC	11,001
(8,245)	NETSTREIT Corp (REIT)	Morgan Stanley	5,194
3,112	Neurocrine Biosciences Inc	Bank of America Merrill Lynch	(22,998)
8,695	Neurocrine Biosciences Inc	Barclays Bank	(23,825)
1,559	Neurocrine Biosciences Inc	Goldman Sachs	(10,494)
5,723	Neurocrine Biosciences Inc	HSBC	(39,525)
10,541	Neurocrine Biosciences Inc	Morgan Stanley	(28,882)

保有高	銘柄	取引相手	未実現純評価益 ／(損) (米ドル)
	米国 (続き)		
118	NeuroPace Inc	Barclays Bank	(30)
1,961	Nevro Corp	Bank of America Merrill Lynch	(1,252)
818	Nevro Corp	Barclays Bank	(425)
3,063	Nevro Corp	HSBC	(1,838)
4,310	Nevro Corp	Morgan Stanley	(2,241)
(5,034)	New Fortress Energy Inc	Bank of America Merrill Lynch	5,913
(5,089)	New Fortress Energy Inc	Barclays Bank	11,545
(4,732)	New Fortress Energy Inc	Goldman Sachs	15,758
(3,140)	New Fortress Energy Inc	HSBC	7,765
(10,354)	New Fortress Energy Inc	Morgan Stanley	24,125
10,759	New Jersey Resources Corp	Bank of America Merrill Lynch	(11,117)
42,600	New Jersey Resources Corp	Barclays Bank	(33,654)
83,674	New Jersey Resources Corp	Goldman Sachs	(85,879)
54,201	New Jersey Resources Corp	HSBC	(77,132)
82,027	New Jersey Resources Corp	Morgan Stanley	(61,657)
(3,021)	New Jersey Resources Corp	Morgan Stanley	2,387
(385)	New Relic Inc	Barclays Bank	3,280
(785)	New Relic Inc	Morgan Stanley	9,616
(14,366)	New York Community Bancorp Inc	Bank of America Merrill Lynch	(1,293)
(26,763)	New York Community Bancorp Inc	Barclays Bank	13,382
(53,114)	New York Community Bancorp Inc	Goldman Sachs	(4,780)
20,019	New York Community Bancorp Inc	Goldman Sachs	1,802
(50,856)	New York Community Bancorp Inc	Morgan Stanley	25,428
(4,899)	New York Mortgage Trust Inc (REIT)	Barclays Bank	1,176
(2,695)	New York Times Co ' A'	Barclays Bank	2,439
(844)	New York Times Co ' A'	Goldman Sachs	781
(8,937)	New York Times Co ' A'	HSBC	37,401
(2,664)	New York Times Co ' A'	Morgan Stanley	2,411
6,203	Newegg Commerce Inc	Barclays Bank	(930)
16,945	Newegg Commerce Inc	HSBC	(847)
(67,431)	Newell Brands Inc	Barclays Bank	31,018
(97,293)	Newell Brands Inc	Goldman Sachs	78,807
(15,989)	Newell Brands Inc	HSBC	26,702
(69,506)	Newell Brands Inc	Morgan Stanley	31,973
(61,983)	Newmark Group Inc ' A'	Bank of America Merrill Lynch	10,969
(13,903)	Newmark Group Inc ' A'	HSBC	3,498
(48,567)	Newmark Group Inc ' A'	Morgan Stanley	11,020
(4,076)	NewMarket Corp	Barclays Bank	7,594
(2,563)	NewMarket Corp	Goldman Sachs	(2,973)
(2,374)	NewMarket Corp	HSBC	(42,984)
(1,357)	NewMarket Corp	Morgan Stanley	2,633
39,932	Newmont Corp	Barclays Bank	(127,782)
591	Newmont Corp	Morgan Stanley	(1,891)
20,617	Newpark Resources Inc	Bank of America Merrill Lynch	(6,185)
53,960	Newpark Resources Inc	Barclays Bank	(21,584)

保有高	銘柄	取引相手	未実現純評価益 ／(損) (米ドル)
	米国 (続き)		
61,750	Newpark Resources Inc	HSBC	(22,230)
8,494	Newpark Resources Inc	Morgan Stanley	(3,398)
(135,223)	News Corp ' A'	Barclays Bank	(12,846)
(42,207)	News Corp ' A'	Goldman Sachs	6,120
(84,179)	News Corp ' A'	HSBC	(125,006)
(105,910)	News Corp ' A'	Morgan Stanley	(10,737)
1,096	News Corp ' B'	Goldman Sachs	(132)
30,481	News Corp ' B'	HSBC	45,112
10,484	NexPoint Residential Trust Inc (REIT)	Bank of America Merrill Lynch	(3,460)
7,866	NexPoint Residential Trust Inc (REIT)	Barclays Bank	(4,090)
5,333	NexPoint Residential Trust Inc (REIT)	Goldman Sachs	(1,760)
6,700	NexPoint Residential Trust Inc (REIT)	HSBC	(6,499)
4,321	NexPoint Residential Trust Inc (REIT)	Morgan Stanley	(2,247)
5,279	Nexstar Media Group Inc	Barclays Bank	(52,157)
(5,111)	Nexstar Media Group Inc	HSBC	77,994
1,120	Nexstar Media Group Inc	HSBC	(17,091)
67,453	NextCure Inc	Barclays Bank	(7,420)
9,126	NextCure Inc	Goldman Sachs	365
17,352	NextCure Inc	HSBC	2,082
(33,509)	NextDecade Corp	Barclays Bank	16,754
(54,063)	NextDecade Corp	Morgan Stanley	27,031
(8,738)	NextEra Energy Inc	Bank of America Merrill Lynch	43,132
(50,984)	NextEra Energy Inc	Barclays Bank	121,852
(13,282)	NextEra Energy Inc	Goldman Sachs	71,059
(14,773)	NextEra Energy Inc	HSBC	57,172
(5,209)	NextEra Energy Inc	Morgan Stanley	12,450
(3,615)	NextEra Energy Partners LP	Bank of America Merrill Lynch	(3,893)
(2,367)	NextEra Energy Partners LP	HSBC	(838)
642	NextEra Energy Partners LP	HSBC	(732)
15,427	NextGen Healthcare Inc	Bank of America Merrill Lynch	(19,901)
12,999	NextGen Healthcare Inc	Barclays Bank	(1,820)
46,618	NextGen Healthcare Inc	Goldman Sachs	(60,137)
6,545	NextGen Healthcare Inc	Morgan Stanley	(916)
(5,433)	NexTier Oilfield Solutions Inc	Bank of America Merrill Lynch	(163)
(41,710)	NexTier Oilfield Solutions Inc	Barclays Bank	24,192
(13,131)	NexTier Oilfield Solutions Inc	Goldman Sachs	(394)
(36,586)	NexTier Oilfield Solutions Inc	HSBC	2,561
(20,424)	NexTier Oilfield Solutions Inc	Morgan Stanley	11,846
(45,499)	NextNav Inc	HSBC	(20,020)
(10,179)	NEXTracker Inc ' A'	Bank of America Merrill Lynch	15,370
(2,817)	NEXTracker Inc ' A'	Goldman Sachs	4,254
8,000	NEXTracker Inc ' A'	HSBC	52,640
(17,657)	NEXTracker Inc ' A'	Morgan Stanley	20,658
22,391	NGM Biopharmaceuticals Inc	Barclays Bank	(7,613)
9,938	NGM Biopharmaceuticals Inc	Morgan Stanley	(3,379)

保有高	銘柄	取引相手	未実現純評価益 ／(損) (米ドル)
	米国(続き)		
10,927	NI Holdings Inc	Bank of America Merrill Lynch	164
12,084	NI Holdings Inc	Barclays Bank	4,411
25,910	NI Holdings Inc	Goldman Sachs	389
19,239	NI Holdings Inc	HSBC	2,597
6,375	NI Holdings Inc	Morgan Stanley	2,327
(1,114)	Nicolet Bankshares Inc	Bank of America Merrill Lynch	(10,394)
(15,647)	Nicolet Bankshares Inc	Barclays Bank	(30,512)
(8,125)	Nicolet Bankshares Inc	Goldman Sachs	(75,806)
(15,449)	Nicolet Bankshares Inc	HSBC	(128,999)
(1,426)	Nicolet Bankshares Inc	Morgan Stanley	(2,781)
2,552	NIKE Inc ' B'	Morgan Stanley	(11,254)
17,975	Nikola Corp	HSBC	(6,680)
4,603	Nikola Corp	Morgan Stanley	(917)
(30,670)	Nine Energy Service Inc	Bank of America Merrill Lynch	1,534
(25,562)	Nine Energy Service Inc	Barclays Bank	10,480
(1,392)	Nine Energy Service Inc	HSBC	1,281
(33,604)	Nine Energy Service Inc	Morgan Stanley	13,778
41,930	NiSource Inc	Bank of America Merrill Lynch	(63,524)
(12,219)	NiSource Inc	Bank of America Merrill Lynch	18,512
121,219	NiSource Inc	Barclays Bank	(104,854)
(2,799)	NiSource Inc	Barclays Bank	2,421
(1,041)	NiSource Inc	HSBC	2,004
42,099	NiSource Inc	Morgan Stanley	(36,416)
(3,362)	NiSource Inc	Morgan Stanley	2,908
12,433	Nkarta Inc	Bank of America Merrill Lynch	373
36,702	Nkarta Inc	Barclays Bank	10,277
20,875	Nkarta Inc	Goldman Sachs	626
21,722	Nkarta Inc	HSBC	1,955
(35,339)	NL Industries Inc	Bank of America Merrill Lynch	5,301
(2,310)	NL Industries Inc	Barclays Bank	208
(21,055)	NL Industries Inc	Goldman Sachs	3,158
(527)	nLight Inc	Bank of America Merrill Lynch	(806)
(7,732)	nLight Inc	Barclays Bank	(2,861)
(16,396)	nLight Inc	Goldman Sachs	(25,086)
(11,697)	nLight Inc	HSBC	(20,236)
(4,295)	nLight Inc	Morgan Stanley	(1,589)
22,721	NMI Holdings Inc ' A'	Barclays Bank	12,269
10,207	NMI Holdings Inc ' A'	Goldman Sachs	16,739
7,397	NMI Holdings Inc ' A'	HSBC	11,835
(3,594)	NNN Inc (REIT)	Bank of America Merrill Lynch	6,865
(12,998)	NNN Inc (REIT)	Barclays Bank	8,839
(8,087)	NNN Inc (REIT)	Goldman Sachs	15,446
(13,013)	NNN Inc (REIT)	HSBC	31,464
(7,216)	NNN Inc (REIT)	Morgan Stanley	4,907
(7,241)	Noble Corp Plc	Bank of America Merrill Lynch	(6,082)

保有高	銘柄	取引相手	未実現純評価益 ／(損) (米ドル)
	米国(続き)		
(45,470)	Noble Corp Plc	Barclays Bank	56,433
(60,769)	Noble Corp Plc	HSBC	(74,568)
(51,748)	Noble Corp Plc	Morgan Stanley	62,101
18,111	Noodles & Co	Bank of America Merrill Lynch	(9,599)
37,871	Noodles & Co	Barclays Bank	—
24,330	Noodles & Co	Goldman Sachs	(12,895)
16,703	Noodles & Co	HSBC	(23,802)
5,872	Noodles & Co	Morgan Stanley	—
80,003	Nordic American Tankers Ltd	Goldman Sachs	(2,400)
2,846	Nordic American Tankers Ltd	Morgan Stanley	(1,366)
(2,512)	Nordson Corp	Bank of America Merrill Lynch	(4,044)
(10,933)	Nordson Corp	Barclays Bank	(23,615)
2,213	Nordson Corp	Barclays Bank	4,780
(7,723)	Nordson Corp	Goldman Sachs	(12,434)
2,648	Nordson Corp	Goldman Sachs	4,263
(2,738)	Nordson Corp	HSBC	(1,506)
2,697	Nordson Corp	HSBC	1,483
(735)	Nordson Corp	Morgan Stanley	(1,588)
3,852	Nordson Corp	Morgan Stanley	8,320
(8,092)	Nordstrom Inc	Morgan Stanley	1,925
9,415	Norfolk Southern Corp	Bank of America Merrill Lynch	(47,546)
15,361	Norfolk Southern Corp	Barclays Bank	(159,294)
30	Norfolk Southern Corp	Goldman Sachs	(152)
2,260	Norfolk Southern Corp	HSBC	1,785
9,223	Norfolk Southern Corp	Morgan Stanley	(95,643)
(3,597)	Northeast Bank	Bank of America Merrill Lynch	432
(927)	Northeast Bank	Barclays Bank	658
(3,033)	Northeast Bank	Goldman Sachs	364
(5,236)	Northeast Bank	HSBC	(7,697)
(913)	Northeast Bank	Morgan Stanley	648
(49,012)	Northeast Community Bancorp Inc	Goldman Sachs	(16,174)
(29,798)	Northern Oil and Gas Inc	Barclays Bank	47,379
(33,010)	Northern Oil and Gas Inc	HSBC	55,787
594	Northern Technologies International Corp	Goldman Sachs	140
4,645	Northern Technologies International Corp	Morgan Stanley	1,370
(10,597)	Northern Trust Corp	Bank of America Merrill Lynch	(12,081)
3,294	Northern Trust Corp	Bank of America Merrill Lynch	3,755
(9,042)	Northern Trust Corp	Barclays Bank	9,494
(5,024)	Northern Trust Corp	HSBC	5,225
3,716	Northern Trust Corp	HSBC	(3,865)
(4,076)	Northern Trust Corp	Morgan Stanley	4,280
1,539	Northern Trust Corp	Morgan Stanley	(1,616)
(90,105)	Northfield Bancorp Inc	Bank of America Merrill Lynch	(67,579)
(32,496)	Northfield Bancorp Inc	Barclays Bank	(1,300)
(40,622)	Northfield Bancorp Inc	Goldman Sachs	(30,467)

保有高	銘柄	取引相手	未実現純評価益 ／(損) (米ドル)
	米国(続き)		
(9,795)	Northfield Bancorp Inc	HSBC	(6,857)
(11,044)	Northfield Bancorp Inc	Morgan Stanley	(442)
23,971	Northrim BanCorp Inc	Barclays Bank	3,116
11,553	Northrim BanCorp Inc	Goldman Sachs	25,763
4,454	Northrim BanCorp Inc	HSBC	7,483
(51,985)	Northwest Bancshares Inc	Barclays Bank	8,318
(10,519)	Northwest Natural Holding Co	Bank of America Merrill Lynch	22,511
(4,650)	Northwest Natural Holding Co	Barclays Bank	8,556
(11,787)	Northwest Natural Holding Co	HSBC	44,422
(1,497)	Northwest Natural Holding Co	Morgan Stanley	2,754
(13,722)	Northwest Pipe Co	Barclays Bank	11,801
(2,541)	Northwest Pipe Co	Goldman Sachs	(1,601)
(757)	Northwest Pipe Co	Morgan Stanley	651
(35,858)	NorthWestern Corp	Barclays Bank	44,822
(29,499)	NorthWestern Corp	HSBC	83,187
(27,453)	NorthWestern Corp	Morgan Stanley	34,316
(3,152)	Norwegian Cruise Line Holdings Ltd	HSBC	(1,544)
(2,074)	Norwood Financial Corp	Barclays Bank	1,867
(214)	Norwood Financial Corp	HSBC	345
(860)	Norwood Financial Corp	Morgan Stanley	774
8,587	NOV Inc	Bank of America Merrill Lynch	(7,127)
53,097	NOV Inc	Barclays Bank	(53,945)
14,403	NOV Inc	Goldman Sachs	(11,954)
19,319	NOV Inc	HSBC	(27,851)
8,163	NOV Inc	Morgan Stanley	(9,301)
121,140	Novagold Resources Inc	Barclays Bank	(48,456)
126,423	Novagold Resources Inc	Goldman Sachs	(56,890)
39,585	Novagold Resources Inc	HSBC	(18,605)
4,521	Novagold Resources Inc	Morgan Stanley	(1,808)
(8,789)	Novanta Inc	Bank of America Merrill Lynch	(24,082)
(9,582)	Novanta Inc	Barclays Bank	8,912
(4,344)	Novanta Inc	Goldman Sachs	(11,902)
(5,703)	Novanta Inc	HSBC	(32,963)
(882)	Novanta Inc	Morgan Stanley	820
(511)	Novocure Ltd	Bank of America Merrill Lynch	134
(3,451)	Novocure Ltd	Barclays Bank	23,867
(1,503)	Novocure Ltd	Goldman Sachs	6,809
(4,402)	Novocure Ltd	HSBC	(12,191)
(6,859)	Novocure Ltd	Morgan Stanley	49,986
6,025	NOW Inc	Bank of America Merrill Lynch	(1,506)
4,783	NOW Inc	Barclays Bank	(2,200)
9,030	NOW Inc	Goldman Sachs	(2,258)
41,253	NOW Inc	HSBC	(16,914)
4,064	NOW Inc	Morgan Stanley	(1,869)
1,392	NRG Energy Inc	Bank of America Merrill Lynch	(529)

保有高	銘柄	取引相手	未実現純評価益 ／(損) (米ドル)
	米国(続き)		
2,415	NRG Energy Inc	Barclays Bank	(1,521)
4,881	NRG Energy Inc	Morgan Stanley	(3,075)
(16,375)	Nu Skin Enterprises Inc 'A'	Bank of America Merrill Lynch	61,734
(5,591)	Nu Skin Enterprises Inc 'A'	Barclays Bank	11,238
(5,252)	Nu Skin Enterprises Inc 'A'	HSBC	23,844
(11,764)	Nu Skin Enterprises Inc 'A'	Morgan Stanley	23,646
(5,670)	Nucor Corp	Barclays Bank	54,752
(9,024)	Nucor Corp	HSBC	103,866
(1,095)	Nucor Corp	Morgan Stanley	10,786
4,670	Nurix Therapeutics Inc	Barclays Bank	(887)
28,167	Nurix Therapeutics Inc	HSBC	13,520
7,822	Nurix Therapeutics Inc	Morgan Stanley	(1,486)
(7,703)	NuScale Power Corp	Barclays Bank	5,546
15,479	Nutanix Inc 'A'	Bank of America Merrill Lynch	53,093
11,340	Nutanix Inc 'A'	Barclays Bank	42,979
(6,585)	Nutanix Inc 'A'	HSBC	(22,828)
(7,105)	Nutanix Inc 'A'	Morgan Stanley	(26,928)
(743)	Nuvalent Inc 'A'	Bank of America Merrill Lynch	(119)
(3,787)	Nuvalent Inc 'A'	HSBC	(11,891)
(6,926)	Nuvalent Inc 'A'	Morgan Stanley	(970)
49,573	Nuvation Bio Inc	Bank of America Merrill Lynch	(3,470)
52,011	Nuvation Bio Inc	Barclays Bank	(6,761)
66,090	Nuvation Bio Inc	Goldman Sachs	(4,626)
109,629	Nuvation Bio Inc	HSBC	(5,481)
29,223	Nuvation Bio Inc	Morgan Stanley	(3,799)
(2,788)	NV5 Global Inc	Bank of America Merrill Lynch	(115)
(2,550)	NV5 Global Inc	Barclays Bank	3,953
(3,344)	NV5 Global Inc	Goldman Sachs	(2,642)
(5,810)	NV5 Global Inc	HSBC	11,888
(3,896)	NV5 Global Inc	Morgan Stanley	6,163
(4,665)	NVE Corp	Barclays Bank	1,959
6,749	nVent Electric Plc	Bank of America Merrill Lynch	19,572
28,497	nVent Electric Plc	Barclays Bank	37,331
6,582	nVent Electric Plc	Goldman Sachs	19,088
517	nVent Electric Plc	HSBC	1,592
12,984	nVent Electric Plc	Morgan Stanley	15,899
925	NVIDIA Corp	Bank of America Merrill Lynch	99,299
6,037	NVIDIA Corp	Barclays Bank	516,883
1,356	NVIDIA Corp	Goldman Sachs	145,567
4,776	NVIDIA Corp	HSBC	504,322
6,361	NVIDIA Corp	Morgan Stanley	549,165
49	NVR Inc	Barclays Bank	(5,488)
55	NVR Inc	HSBC	(16,735)
27	NVR Inc	Morgan Stanley	(3,024)
10,655	NXP Semiconductors NV	Bank of America Merrill Lynch	138,728

保有高	銘柄	取引相手	未実現純評価益 ／(損) (米ドル)
	米国 (続き)		
8,071	NXP Semiconductors NV	Barclays Bank	28,894
5,920	NXP Semiconductors NV	Goldman Sachs	77,078
1,213	NXP Semiconductors NV	HSBC	15,648
8,376	NXP Semiconductors NV	Morgan Stanley	29,986
354	Nymox Pharmaceutical Corp	Bank of America Merrill Lynch	17
17,982	Nymox Pharmaceutical Corp	Goldman Sachs	879
46,926	Nymox Pharmaceutical Corp	Morgan Stanley	826
6,280	Oak Valley Bancorp	Barclays Bank	(1,821)
8,952	Oak Valley Bancorp	Goldman Sachs	1,880
5,011	Oak Valley Bancorp	HSBC	(3,458)
(8,187)	Occidental Petroleum Corp	Bank of America Merrill Lynch	5,331
(13,760)	Occidental Petroleum Corp	Barclays Bank	16,321
(10,931)	Occidental Petroleum Corp	Goldman Sachs	6,559
(24,852)	Occidental Petroleum Corp	HSBC	25,444
(19,395)	Occidental Petroleum Corp	Morgan Stanley	21,846
(13,891)	Oceaneering International Inc	HSBC	22,781
2,112	OceanFirst Financial Corp	Bank of America Merrill Lynch	2,492
134,539	OceanFirst Financial Corp	Barclays Bank	(32,289)
1,826	OceanFirst Financial Corp	Goldman Sachs	2,155
35,307	OceanFirst Financial Corp	HSBC	26,833
4,191	OceanFirst Financial Corp	Morgan Stanley	(1,006)
(662)	Oconee Federal Financial Corp	Barclays Bank	1,109
(12,789)	Ocular Therapeutix Inc	Barclays Bank	1,790
(7,197)	Ocular Therapeutix Inc	HSBC	216
(1,337)	Ocwen Financial Corp	Bank of America Merrill Lynch	2,126
(1,470)	Ocwen Financial Corp	Barclays Bank	1,220
(747)	Ocwen Financial Corp	Goldman Sachs	1,188
(2,041)	Ocwen Financial Corp	Morgan Stanley	1,694
(982)	ODP Corp	Bank of America Merrill Lynch	1,306
(21,880)	Office Properties Income Trust (REIT)	Bank of America Merrill Lynch	(26,475)
(23,890)	Office Properties Income Trust (REIT)	Barclays Bank	(9,556)
(17,032)	Office Properties Income Trust (REIT)	HSBC	(15,329)
(51,013)	Office Properties Income Trust (REIT)	Morgan Stanley	(20,405)
(3,248)	OFG Bancorp	HSBC	(4,385)
1,385	OGE Energy Corp	Bank of America Merrill Lynch	(3,144)
25,110	OGE Energy Corp	Barclays Bank	(31,639)
916	OGE Energy Corp	Goldman Sachs	(2,079)
12,574	OGE Energy Corp	HSBC	(32,818)
23,593	OGE Energy Corp	Morgan Stanley	(29,727)
(1,627)	Ohio Valley Banc Corp	Bank of America Merrill Lynch	98
(1,009)	Ohio Valley Banc Corp	Morgan Stanley	262
(22,188)	O-I Glass Inc	Barclays Bank	22,632
46,920	Oil States International Inc	Barclays Bank	(29,560)
27,564	Oil States International Inc	Goldman Sachs	(9,372)
10,348	Oil States International Inc	HSBC	(4,450)

保有高	銘柄	取引相手	未実現純評価益 ／(損) (米ドル)
	米国(続き)		
3,790	Oil-Dri Corp of America	Bank of America Merrill Lynch	(15,198)
2,408	Oil-Dri Corp of America	Barclays Bank	(2,697)
2,308	Oil-Dri Corp of America	Goldman Sachs	(9,255)
1,267	Oil-Dri Corp of America	HSBC	(3,824)
723	Oil-Dri Corp of America	Morgan Stanley	(810)
(214)	Okta Inc	Bank of America Merrill Lynch	(2,658)
(2,965)	Okta Inc	Barclays Bank	(12,734)
(1,032)	Okta Inc	HSBC	(12,953)
(3,942)	Okta Inc	Morgan Stanley	(21,129)
(7,262)	Olaplex Holdings Inc	Barclays Bank	1,561
(490)	Old Dominion Freight Line Inc	Barclays Bank	(3,067)
(4,799)	Old Dominion Freight Line Inc	Goldman Sachs	(8,292)
(3,796)	Old Dominion Freight Line Inc	HSBC	12,261
161,598	Old National Bancorp	Barclays Bank	(54,943)
(3,064)	Old National Bancorp	Barclays Bank	896
1,439	Old National Bancorp	Goldman Sachs	230
(6,480)	Old National Bancorp	Goldman Sachs	2,219
2,368	Old National Bancorp	HSBC	355
(27,182)	Old Republic International Corp	Bank of America Merrill Lynch	26,095
(75,130)	Old Republic International Corp	Barclays Bank	35,311
(41,652)	Old Republic International Corp	Goldman Sachs	37,885
(16,293)	Old Republic International Corp	HSBC	10,802
(53,693)	Old Republic International Corp	Morgan Stanley	25,236
31,191	Old Second Bancorp Inc	Barclays Bank	(6,862)
4,290	Old Second Bancorp Inc	Morgan Stanley	(944)
2,216	Olema Pharmaceuticals Inc	Bank of America Merrill Lynch	(2,925)
3,827	Olema Pharmaceuticals Inc	Barclays Bank	(3,329)
22,059	Olema Pharmaceuticals Inc	Goldman Sachs	(29,118)
10,150	Olema Pharmaceuticals Inc	HSBC	(12,180)
26,186	Olema Pharmaceuticals Inc	Morgan Stanley	(22,782)
(5,550)	Olin Corp	Bank of America Merrill Lynch	28,196
(20,242)	Olin Corp	Barclays Bank	122,262
(12,492)	Olin Corp	HSBC	68,508
(8,475)	Olin Corp	Morgan Stanley	29,410
(12,172)	Ollie's Bargain Outlet Holdings Inc	Goldman Sachs	139,126
(721)	Ollie's Bargain Outlet Holdings Inc	HSBC	9,553
(864)	Ollie's Bargain Outlet Holdings Inc	Morgan Stanley	7,154
(18,485)	Olo Inc ' A'	Goldman Sachs	12,755
(8,170)	Olo Inc ' A'	HSBC	899
(17,406)	Olo Inc ' A'	Morgan Stanley	2,089
(2,941)	Olympic Steel Inc	Bank of America Merrill Lynch	588
(1,003)	Olympic Steel Inc	HSBC	1,204
(3,113)	Olympic Steel Inc	Morgan Stanley	8,467
(1,324)	Omega Flex Inc	Bank of America Merrill Lynch	(79)
(433)	Omega Flex Inc	Barclays Bank	1,472

保有高	銘柄	取引相手	未実現純評価益 ／(損) (米ドル)
	米国 (続き)		
(531)	Omega Flex Inc	Goldman Sachs	(32)
(504)	Omega Flex Inc	HSBC	4,647
(810)	Omega Flex Inc	Morgan Stanley	2,754
(69,863)	Omega Healthcare Investors Inc (REIT)	Barclays Bank	(698)
(84,292)	Omega Healthcare Investors Inc (REIT)	Goldman Sachs	49,732
(2,234)	Omega Healthcare Investors Inc (REIT)	HSBC	(3,396)
13,278	Omega Therapeutics Inc	Barclays Bank	(27,087)
2,706	Omega Therapeutics Inc	Goldman Sachs	(2,435)
306	Omega Therapeutics Inc	HSBC	(364)
20,527	Omeros Corp	Barclays Bank	(9,750)
(570)	Omniab Inc*	Bank of America Merrill Lynch	570
(570)	Omniab Inc*	Bank of America Merrill Lynch	570
(653)	Omniab Inc*, π	Barclays Bank	—
(653)	Omniab Inc*, π	Barclays Bank	—
(317)	Omniab Inc*	HSBC	—
(317)	Omniab Inc*	HSBC	—
(279)	Omniab Inc*	Morgan Stanley	—
(279)	Omniab Inc*	Morgan Stanley	—
(60)	OmniAb Inc	Bank of America Merrill Lynch	(45)
(8,442)	OmniAb Inc	Barclays Bank	(2,026)
(4,105)	OmniAb Inc	HSBC	(3,325)
5	Omnicecell Inc	Bank of America Merrill Lynch	27
8,126	Omnicecell Inc	Morgan Stanley	6,663
(2,884)	Omnicom Group Inc	Barclays Bank	7,643
(6,628)	Omnicom Group Inc	Goldman Sachs	10,406
(7,875)	Omnicom Group Inc	HSBC	14,411
(4,614)	Omnicom Group Inc	Morgan Stanley	12,227
(8,434)	ON Semiconductor Corp	Goldman Sachs	(11,344)
244	ON Semiconductor Corp	Goldman Sachs	(59)
(14,482)	ON Semiconductor Corp	HSBC	(46,560)
12,779	ON24 Inc	Barclays Bank	10,223
1,607	ON24 Inc	HSBC	(804)
(12,359)	Oncocyte Corp	Goldman Sachs	569
(14,620)	Oncocyte Corp	HSBC	703
(32,664)	Oncocyte Corp	Morgan Stanley	526
7,986	Oncorus Inc	Barclays Bank	(1,063)
9,055	Oncorus Inc	Goldman Sachs	(1,187)
2,097	Oncorus Inc	Morgan Stanley	(279)
(226,201)	Ondas Holdings Inc	Bank of America Merrill Lynch	26,081
(12,840)	Ondas Holdings Inc	Barclays Bank	1,283
(10,473)	ONE Gas Inc	Bank of America Merrill Lynch	(8,964)
(23,787)	ONE Gas Inc	Barclays Bank	(13,577)
(12,201)	ONE Gas Inc	HSBC	(10,629)
(8,005)	ONE Gas Inc	Morgan Stanley	(4,723)
(17,797)	One Liberty Properties Inc (REIT)	Barclays Bank	8,899

保有高	銘柄	取引相手	未実現純評価益 ／(損) (米ドル)
	米国(続き)		
(11,046)	One Liberty Properties Inc (REIT)	Goldman Sachs	331
25,129	OneMain Holdings Inc	Bank of America Merrill Lynch	43,976
2,751	OneMain Holdings Inc	Barclays Bank	1,801
3,335	OneMain Holdings Inc	Goldman Sachs	1,628
3,559	OneMain Holdings Inc	HSBC	8,008
9,653	OneMain Holdings Inc	Morgan Stanley	6,575
4,215	ONEOK Inc	Morgan Stanley	(6,786)
(19,875)	OneSpan Inc	Barclays Bank	(3,379)
(19,465)	OneSpan Inc	Goldman Sachs	(19,660)
36,814	OneSpaWorld Holdings Ltd	Barclays Bank	(12,885)
18,956	OneSpaWorld Holdings Ltd	Goldman Sachs	(26,349)
23,229	OneSpaWorld Holdings Ltd	HSBC	(33,608)
1,944	OneSpaWorld Holdings Ltd	Morgan Stanley	(286)
(5,171)	OneWater Marine Inc ' A'	Bank of America Merrill Lynch	3,051
(17,281)	OneWater Marine Inc ' A'	Barclays Bank	10,369
(7,233)	OneWater Marine Inc ' A'	Goldman Sachs	4,267
(4,617)	OneWater Marine Inc ' A'	HSBC	2,170
(6,970)	OneWater Marine Inc ' A'	Morgan Stanley	4,182
(11,705)	Onto Innovation Inc	Bank of America Merrill Lynch	(181,077)
(23,737)	Onto Innovation Inc	Barclays Bank	(208,179)
(18,164)	Onto Innovation Inc	Goldman Sachs	(280,997)
(14,408)	Onto Innovation Inc	HSBC	(311,960)
(4,135)	Onto Innovation Inc	Morgan Stanley	(36,926)
12,770	Ooma Inc	Bank of America Merrill Lynch	(383)
39,970	Ooma Inc	Barclays Bank	(9,993)
25,241	Ooma Inc	Goldman Sachs	(757)
7,473	Ooma Inc	HSBC	10,163
8,785	Ooma Inc	Morgan Stanley	(2,196)
20,456	OP Bancorp	Goldman Sachs	8,285
18,276	OP Bancorp	Morgan Stanley	(548)
(16,238)	Open Lending Corp ' A'	HSBC	(7,812)
(21,017)	Open Lending Corp ' A'	Morgan Stanley	(2,942)
8,827	Opendoor Technologies Inc	Bank of America Merrill Lynch	3,840
45,430	Opendoor Technologies Inc	Barclays Bank	(1,136)
224,203	Opendoor Technologies Inc	Morgan Stanley	(5,605)
(13,889)	OPENLANE Inc	Goldman Sachs	417
(13,899)	OPENLANE Inc	HSBC	417
(51,980)	OPKO Health Inc	Barclays Bank	6,238
12,399	Oportun Financial Corp	Barclays Bank	(496)
16,012	Oportun Financial Corp	Goldman Sachs	1,761
7,614	Oportun Financial Corp	HSBC	8,756
1,289	Oportun Financial Corp	Morgan Stanley	(52)
(926)	Oppenheimer Holdings Inc ' A'	Bank of America Merrill Lynch	(2,139)
(12,401)	Oppenheimer Holdings Inc ' A'	Barclays Bank	(19,966)
(2,576)	Oppenheimer Holdings Inc ' A'	Morgan Stanley	(4,147)

保有高	銘柄	取引相手	未実現純評価益 ／(損) (米ドル)
	米国 (続き)		
(5,641)	OptimizeRx Corp	Barclays Bank	(9,138)
(9,450)	OptimizeRx Corp	Goldman Sachs	(6,615)
49,657	Optinose Inc	Barclays Bank	(4,966)
21,741	Optinose Inc	HSBC	(14,566)
1,245	Option Care Health Inc	Bank of America Merrill Lynch	(1,255)
2,218	Option Care Health Inc	Barclays Bank	(2,041)
24,611	Option Care Health Inc	Goldman Sachs	8,614
(1,831)	Option Care Health Inc	Goldman Sachs	(641)
(7,873)	Option Care Health Inc	HSBC	7,395
725	Option Care Health Inc	HSBC	(318)
(36,077)	Oracle Corp	Barclays Bank	(119,415)
(6,655)	Oracle Corp	Goldman Sachs	(52,042)
(6,174)	Oracle Corp	HSBC	(51,182)
(12,786)	Oracle Corp	Morgan Stanley	(42,322)
6,600	OraSure Technologies Inc	Barclays Bank	(3,069)
14,476	OraSure Technologies Inc	HSBC	(30,762)
(16,139)	Orchestra BioMed Holdings Inc	Morgan Stanley	24,370
(2,194)	Orchid Island Capital Inc (REIT)	Bank of America Merrill Lynch	—
(19,875)	Orchid Island Capital Inc (REIT)	HSBC	(4,373)
(39,297)	Orchid Island Capital Inc (REIT)	Morgan Stanley	—
266	O' Reilly Automotive Inc	Bank of America Merrill Lynch	(14,606)
498	O' Reilly Automotive Inc	Goldman Sachs	(22,746)
404	O' Reilly Automotive Inc	HSBC	(21,278)
82	O' Reilly Automotive Inc	Morgan Stanley	(3,097)
(34,709)	Organogenesis Holdings Inc	Barclays Bank	(9,892)
(11,383)	Organogenesis Holdings Inc	Morgan Stanley	(3,244)
4,894	Organon & Co	Bank of America Merrill Lynch	(6,151)
1,275	Organon & Co	Barclays Bank	(2,117)
(17,003)	Organon & Co	Goldman Sachs	29,925
6,911	Organon & Co	Goldman Sachs	(12,163)
1,058	Organon & Co	HSBC	(2,899)
10,610	Organon & Co	Morgan Stanley	(16,103)
6,880	Orgenesis Inc	Barclays Bank	482
6,611	Orgenesis Inc	Goldman Sachs	1,058
6,330	Orgenesis Inc	Morgan Stanley	443
(13,802)	ORIC Pharmaceuticals Inc	Barclays Bank	3,243
(2,818)	ORIC Pharmaceuticals Inc	Goldman Sachs	493
26,019	Origin Bancorp Inc	Barclays Bank	(25,759)
1,744	Origin Bancorp Inc	Goldman Sachs	3,941
(13,831)	Origin Materials Inc	Bank of America Merrill Lynch	4,426
(42,966)	Origin Materials Inc	Barclays Bank	9,882
(64,995)	Origin Materials Inc	Morgan Stanley	14,949
(11,043)	Orion Engineered Carbons SA	Barclays Bank	16,046
(7,212)	Orion Engineered Carbons SA	Morgan Stanley	10,094
(3,187)	Orion Office Inc (REIT)	Bank of America Merrill Lynch	(414)

保有高	銘柄	取引相手	未実現純評価益 ／(損) (米ドル)
	米国(続き)		
(25,886)	Orion Office Inc (REIT)	Goldman Sachs	(3,365)
(4,985)	Ormat Technologies Inc	Bank of America Merrill Lynch	(4,800)
(29,048)	Ormat Technologies Inc	Barclays Bank	(13,943)
(7,200)	Ormat Technologies Inc	Goldman Sachs	(8,287)
(13,590)	Ormat Technologies Inc	HSBC	(9,649)
(12,614)	Ormat Technologies Inc	Morgan Stanley	(6,055)
6,915	Orrstown Financial Services Inc	Bank of America Merrill Lynch	13,346
11,022	Orrstown Financial Services Inc	Barclays Bank	2,425
9,211	Orrstown Financial Services Inc	Goldman Sachs	17,777
11,169	Orrstown Financial Services Inc	HSBC	19,434
3,132	Orrstown Financial Services Inc	Morgan Stanley	689
7,362	Orthofix Medical Inc	Barclays Bank	(11,632)
(9,390)	OrthoPediatrics Corp	Bank of America Merrill Lynch	18,498
(4,070)	OrthoPediatrics Corp	Barclays Bank	11,009
(5,576)	OrthoPediatrics Corp	Goldman Sachs	10,985
(2,071)	OrthoPediatrics Corp	HSBC	8,222
(5,162)	OrthoPediatrics Corp	Morgan Stanley	13,963
26,632	Oscar Health Inc 'A'	Goldman Sachs	2,397
17,138	Oshkosh Corp	Bank of America Merrill Lynch	9,899
30,190	Oshkosh Corp	Barclays Bank	(5,434)
12,209	Oshkosh Corp	Goldman Sachs	7,203
34,713	Oshkosh Corp	HSBC	(49,987)
13,200	Oshkosh Corp	Morgan Stanley	(2,376)
5,169	OSI Systems Inc	Barclays Bank	6,565
7,065	Otis Worldwide Corp	Bank of America Merrill Lynch	(32,640)
(2,109)	Otis Worldwide Corp	Bank of America Merrill Lynch	9,744
31,703	Otis Worldwide Corp	Goldman Sachs	(146,468)
6,004	Otis Worldwide Corp	HSBC	(35,243)
(7,944)	Otis Worldwide Corp	HSBC	46,631
(5,032)	Otter Tail Corp	Bank of America Merrill Lynch	9,016
(7,277)	Otter Tail Corp	Barclays Bank	7,495
(6,683)	Otter Tail Corp	Goldman Sachs	12,497
(4,717)	Otter Tail Corp	HSBC	13,043
(2,192)	Otter Tail Corp	Morgan Stanley	2,258
(39,730)	Ouster Inc	Morgan Stanley	(27,414)
36,502	Outbrain Inc	Barclays Bank	3,650
73,542	Outfront Media Inc (REIT)	Barclays Bank	(22,063)
12,057	Outfront Media Inc (REIT)	Goldman Sachs	(1,809)
79,405	Outfront Media Inc (REIT)	HSBC	(38,909)
(55,361)	Outlook Therapeutics Inc	Goldman Sachs	(18,269)
(34,682)	Outlook Therapeutics Inc	HSBC	(13,526)
(11,688)	Outlook Therapeutics Inc	Morgan Stanley	1,169
(3,178)	Outset Medical Inc	Bank of America Merrill Lynch	(1,303)
(8,714)	Outset Medical Inc	Barclays Bank	13,245
(9,983)	Outset Medical Inc	HSBC	(5,690)

保有高	銘柄	取引相手	未実現純評価益 ／(損) (米ドル)
	米国(続き)		
(2,481)	Outset Medical Inc	Morgan Stanley	3,771
(51,342)	Overseas Shipholding Group Inc 'A'	Bank of America Merrill Lynch	8,728
(25,219)	Overseas Shipholding Group Inc 'A'	Barclays Bank	1,513
17,516	Overstock.com Inc	Goldman Sachs	(21,019)
13,073	Overstock.com Inc	HSBC	(14,772)
(11,490)	Ovid therapeutics Inc	Barclays Bank	(575)
(29,084)	Ovid therapeutics Inc	Goldman Sachs	(1,454)
1,408	Ovintiv Inc	Bank of America Merrill Lynch	(901)
14,400	Ovintiv Inc	Barclays Bank	(34,560)
31,888	Ovintiv Inc	Goldman Sachs	(20,409)
3,661	Ovintiv Inc	HSBC	(7,944)
10,083	Ovintiv Inc	Morgan Stanley	(24,199)
(5,758)	Owens & Minor Inc	Barclays Bank	8,004
(10,687)	Owens & Minor Inc	Goldman Sachs	(5,557)
(5,684)	Owens & Minor Inc	HSBC	(9,776)
(6,533)	Owens Corning	Barclays Bank	13,523
6,207	Owens Corning	Goldman Sachs	2,048
(1,765)	Owens Corning	HSBC	(2,930)
(4,394)	Owens Corning	Morgan Stanley	9,096
210	Oxford Industries Inc	Bank of America Merrill Lynch	(159)
1,564	Oxford Industries Inc	Barclays Bank	(6,256)
1,642	Oxford Industries Inc	Goldman Sachs	(13,957)
177	Oxford Industries Inc	Morgan Stanley	(964)
(16,453)	PACCAR Inc	Barclays Bank	23,363
(10,258)	PACCAR Inc	HSBC	28,825
3,590	Pacific Biosciences of California Inc	Morgan Stanley	(3,087)
(1,269)	Pacific Premier Bancorp Inc	Bank of America Merrill Lynch	791
(17,161)	Pacific Premier Bancorp Inc	Barclays Bank	13,097
(27,461)	Pacific Premier Bancorp Inc	Goldman Sachs	(11,534)
(4,262)	Pacific Premier Bancorp Inc	HSBC	2,605
(857)	Pacific Premier Bancorp Inc	Morgan Stanley	660
5,479	Pacira BioSciences Inc	Bank of America Merrill Lynch	(18,629)
5,045	Pacira BioSciences Inc	Barclays Bank	(12,058)
4,183	Pacira BioSciences Inc	HSBC	(10,583)
6,144	Pacira BioSciences Inc	Morgan Stanley	(14,684)
(8,269)	Packaging Corp of America	Bank of America Merrill Lynch	49,283
(1,678)	Packaging Corp of America	Barclays Bank	7,702
(9,684)	Packaging Corp of America	Goldman Sachs	57,717
(308)	Packaging Corp of America	HSBC	3,557
(9,356)	Packaging Corp of America	Morgan Stanley	42,944
19,488	Pactiv Evergreen Inc	Bank of America Merrill Lynch	(7,795)
31,714	Pactiv Evergreen Inc	Barclays Bank	(17,760)
16,810	Pactiv Evergreen Inc	Goldman Sachs	(6,724)
12,598	Pactiv Evergreen Inc	HSBC	378
36,635	Pactiv Evergreen Inc	Morgan Stanley	(20,516)

保有高	銘柄	取引相手	未実現純評価益 ／(損) (米ドル)
	米国 (続き)		
28,657	PacWest Bancorp	Bank of America Merrill Lynch	38,114
16,647	PacWest Bancorp	Barclays Bank	(2,830)
6,304	PacWest Bancorp	HSBC	4,476
14,488	PagerDuty Inc	Barclays Bank	(28,396)
1,685	PagerDuty Inc	Goldman Sachs	(4,078)
2,811	PagerDuty Inc	HSBC	(6,072)
10,649	PagerDuty Inc	Morgan Stanley	(20,872)
(13,898)	Palantir Technologies Inc ' A'	Bank of America Merrill Lynch	(66,293)
(35,506)	Palantir Technologies Inc ' A'	Goldman Sachs	(169,364)
(1,913)	Palantir Technologies Inc ' A'	Morgan Stanley	(2,787)
2,325	Palo Alto Networks Inc	Morgan Stanley	52,963
(734)	Palomar Holdings Inc	Bank of America Merrill Lynch	(3,248)
(2,564)	Palomar Holdings Inc	Barclays Bank	3,884
(352)	Palomar Holdings Inc	Goldman Sachs	(1,558)
(1,024)	PAM Transportation Services Inc	Barclays Bank	(932)
(9,560)	PAM Transportation Services Inc	Morgan Stanley	(8,700)
10,265	Pan American Silver Corp (Right)	Bank of America Merrill Lynch	(103)
46,959	Pan American Silver Corp (Right)	Goldman Sachs	(470)
21,553	Pan American Silver Corp (Right)	Morgan Stanley	(216)
(21,999)	Pangaea Logistics Solutions Ltd	Barclays Bank	6,490
(2,281)	Pangaea Logistics Solutions Ltd	Goldman Sachs	821
3,575	Papa John' s International Inc	Bank of America Merrill Lynch	(22,015)
3,966	Papa John' s International Inc	Barclays Bank	(16,974)
7,487	Papa John' s International Inc	Goldman Sachs	(47,543)
5,078	Papa John' s International Inc	HSBC	(39,151)
5,839	Papa John' s International Inc	Morgan Stanley	(24,991)
(15,983)	Par Pacific Holdings Inc	Barclays Bank	8,791
(3,745)	Par Pacific Holdings Inc	Goldman Sachs	3,445
(10,622)	PAR Technology Corp	Bank of America Merrill Lynch	(14,625)
(1,988)	PAR Technology Corp	Barclays Bank	3,062
(6,744)	PAR Technology Corp	HSBC	(5,117)
(4,118)	PAR Technology Corp	Morgan Stanley	5,500
11,848	Paragon 28 Inc	Barclays Bank	7,146
14,897	Paragon 28 Inc	Morgan Stanley	5,139
18,432	Paramount Global ' A'	Bank of America Merrill Lynch	2,580
23,929	Paramount Global ' A'	Barclays Bank	22,254
22,521	Paramount Global ' A'	Goldman Sachs	3,153
22,229	Paramount Global ' A'	HSBC	(34,232)
7,977	Paramount Global ' A'	Morgan Stanley	7,418
5,897	Paramount Global ' B'	Bank of America Merrill Lynch	(1,451)
7,304	Paramount Global ' B'	Barclays Bank	7,351
7,080	Paramount Global ' B'	Goldman Sachs	5,494
16,658	Paramount Global ' B'	HSBC	(4,048)
92,818	Paramount Group Inc (REIT)	Barclays Bank	(17,635)
79,817	Paramount Group Inc (REIT)	HSBC	(12,771)

保有高	銘柄	取引相手	未実現純評価益 ／(損) (米ドル)
	米国(続き)		
54,418	Paramount Group Inc (REIT)	Morgan Stanley	(10,340)
(29,496)	Paratek Pharmaceuticals Inc	Goldman Sachs	11,208
(154)	Paratek Pharmaceuticals Inc	Morgan Stanley	52
(22,328)	Park Aerospace Corp	Barclays Bank	(1,116)
(22,730)	Park Aerospace Corp	Goldman Sachs	(6,137)
(18,746)	Park City Group Inc	Bank of America Merrill Lynch	(28,494)
(81,158)	Park City Group Inc	Barclays Bank	(47,883)
108,670	Park Hotels & Resorts Inc (REIT)	Barclays Bank	(30,428)
51,390	Park Hotels & Resorts Inc (REIT)	HSBC	2,570
(16,524)	Park National Corp	Morgan Stanley	37,675
(12,192)	Parke Bancorp Inc	Bank of America Merrill Lynch	(3,780)
(19,830)	Parke Bancorp Inc	Barclays Bank	1,785
(10,374)	Parke Bancorp Inc	Goldman Sachs	(3,216)
(904)	Parke Bancorp Inc	HSBC	(334)
(9,235)	Parke Bancorp Inc	Morgan Stanley	831
1,107	Parker Drilling Co	HSBC	277
69	Parker-Hannifin Corp	Bank of America Merrill Lynch	(121)
3,684	Parker-Hannifin Corp	Barclays Bank	(30,172)
(2,565)	Parker-Hannifin Corp	Barclays Bank	21,007
199	Parker-Hannifin Corp	HSBC	(236)
(311)	Parker-Hannifin Corp	HSBC	2,765
73	Parker-Hannifin Corp	Morgan Stanley	(598)
(1,965)	Park-Ohio Holdings Corp	Bank of America Merrill Lynch	1,631
(7,585)	Park-Ohio Holdings Corp	Barclays Bank	1,441
(1,848)	Park-Ohio Holdings Corp	Goldman Sachs	1,534
(2,859)	Park-Ohio Holdings Corp	HSBC	915
(1,050)	Park-Ohio Holdings Corp	Morgan Stanley	200
37,191	Parsons Corp	Barclays Bank	(7,066)
2,601	Parsons Corp	Goldman Sachs	(1,144)
9,061	Parsons Corp	HSBC	1,269
13,153	Passage Bio Inc	Barclays Bank	(658)
26,679	Passage Bio Inc	Goldman Sachs	(1,334)
4,716	Passage Bio Inc	HSBC	(141)
7,899	Passage Bio Inc	Morgan Stanley	(395)
(4,403)	Pathward Financial Inc	Bank of America Merrill Lynch	(3,346)
(7,395)	Pathward Financial Inc	Goldman Sachs	(5,620)
(6,286)	Pathward Financial Inc	HSBC	(11,818)
(292)	Pathward Financial Inc	Morgan Stanley	286
1,666	Patrick Industries Inc	Barclays Bank	(5,481)
3,166	Patrick Industries Inc	Goldman Sachs	(981)
1,351	Patrick Industries Inc	HSBC	(378)
1,971	Patrick Industries Inc	Morgan Stanley	(6,485)
(630)	Patterson Cos Inc	Bank of America Merrill Lynch	165
(8,740)	Patterson Cos Inc	Goldman Sachs	10,838
(1,916)	Patterson Cos Inc	HSBC	2,073

保有高	銘柄	取引相手	未実現純評価益 ／(損) (米ドル)
	米国(続き)		
15,378	Patterson-UTI Energy Inc	Bank of America Merrill Lynch	(4,152)
66,703	Patterson-UTI Energy Inc	Barclays Bank	(60,700)
58,068	Patterson-UTI Energy Inc	Goldman Sachs	(15,678)
24,342	Patterson-UTI Energy Inc	HSBC	(15,335)
48,009	Patterson-UTI Energy Inc	Morgan Stanley	(43,688)
(104,174)	PAVmed Inc	Barclays Bank	—
1,398	Paychex Inc	Bank of America Merrill Lynch	(3,173)
6,261	Paychex Inc	Barclays Bank	(25,608)
18,885	Paychex Inc	Goldman Sachs	(42,869)
2,255	Paychex Inc	HSBC	(1,812)
1,685	Paychex Inc	Morgan Stanley	(6,892)
4,820	Paycom Software Inc	Barclays Bank	(44,970)
1,115	Paycom Software Inc	Goldman Sachs	9,087
1,315	Paycom Software Inc	HSBC	7,219
773	Paycom Software Inc	Morgan Stanley	(7,212)
(7,664)	Paycor HCM Inc	Barclays Bank	4,368
(5,656)	Paycor HCM Inc	HSBC	5,826
(9,221)	Paycor HCM Inc	Morgan Stanley	5,256
2,116	Paylocity Holding Corp	Barclays Bank	(3,808)
556	Paylocity Holding Corp	Goldman Sachs	1,573
1,447	Paylocity Holding Corp	HSBC	(1,867)
3,628	Paylocity Holding Corp	Morgan Stanley	(6,530)
(21,241)	Paymentus Holdings Inc 'A'	Barclays Bank	13,382
(6,421)	Payoneer Global Inc	HSBC	3,647
(51,847)	Payoneer Global Inc	Morgan Stanley	23,072
13,075	PayPal Holdings Inc	Barclays Bank	(2,877)
14,051	PayPal Holdings Inc	Goldman Sachs	7,869
4,762	PayPal Holdings Inc	HSBC	(60,525)
8,360	PayPal Holdings Inc	Morgan Stanley	(1,839)
1,468	Paysafe Ltd	Bank of America Merrill Lynch	(2,256)
27,079	Paysafe Ltd	Barclays Bank	(57,137)
15,966	Paysafe Ltd	Goldman Sachs	(79,351)
14,778	Paysafe Ltd	HSBC	(72,560)
8,368	Paysafe Ltd	Morgan Stanley	(14,694)
(41,190)	Paysign Inc	Bank of America Merrill Lynch	26,362
(17,193)	Paysign Inc	Barclays Bank	11,863
(4,817)	Paysign Inc	Goldman Sachs	3,083
(11,281)	Paysign Inc	HSBC	8,912
(15,724)	Paysign Inc	Morgan Stanley	10,850
(7,419)	PBF Energy Inc 'A'	Bank of America Merrill Lynch	(6,406)
(987)	PBF Energy Inc 'A'	Barclays Bank	2,115
3,485	PBF Energy Inc 'A'	Barclays Bank	(5,018)
3,233	PBF Energy Inc 'A'	HSBC	14,258
(3,689)	PBF Energy Inc 'A'	Morgan Stanley	5,312
10,434	PC Connection Inc	Barclays Bank	4,904

保有高	銘柄	取引相手	未実現純評価益 ／(損) (米ドル)
	米国 (続き)		
1,203	PC Connection Inc	Goldman Sachs	4,223
4,773	PC Connection Inc	HSBC	29,948
16,582	PC Connection Inc	Morgan Stanley	7,794
(5,870)	PCB Bancorp	Bank of America Merrill Lynch	(2,994)
(27,805)	PCB Bancorp	Barclays Bank	556
(23,327)	PCB Bancorp	Goldman Sachs	(11,897)
(9,614)	PCB Bancorp	HSBC	(4,519)
(5,270)	PCB Bancorp	Morgan Stanley	105
(12,121)	PCTEL Inc	Bank of America Merrill Lynch	727
(16,023)	PCTEL Inc	Barclays Bank	(1,442)
(39,394)	PCTEL Inc	Goldman Sachs	2,364
(12,130)	PCTEL Inc	Morgan Stanley	(1,092)
4,222	PDC Energy Inc	Bank of America Merrill Lynch	24,108
10,306	PDC Energy Inc	Barclays Bank	(4,637)
5,035	PDC Energy Inc	Goldman Sachs	28,750
7,459	PDC Energy Inc	HSBC	36,101
9,848	PDC Energy Inc	Morgan Stanley	(4,432)
(1,287)	PDF Solutions Inc	Goldman Sachs	(8,610)
(337,585)	PDL BioPharma Inc*	Bank of America Merrill Lynch	833,832
(46,279)	PDL BioPharma Inc*	Barclays Bank	114,309
(74,293)	PDL BioPharma Inc*	Goldman Sachs	183,503
(98,282)	PDL BioPharma Inc*	HSBC	242,756
(141,740)	PDL BioPharma Inc*	Morgan Stanley	89,658
(19,125)	PDS Biotechnology Corp	Barclays Bank	(8,798)
(5,170)	Peapack-Gladstone Financial Corp	Bank of America Merrill Lynch	(8,634)
(6,749)	Peapack-Gladstone Financial Corp	Barclays Bank	9,179
(12,091)	Peapack-Gladstone Financial Corp	Goldman Sachs	(20,192)
(9,152)	Peapack-Gladstone Financial Corp	HSBC	(18,487)
(10,587)	Peapack-Gladstone Financial Corp	Morgan Stanley	14,398
(739)	Pebblebrook Hotel Trust (REIT)	Bank of America Merrill Lynch	285
(19,743)	Pebblebrook Hotel Trust (REIT)	Goldman Sachs	7,601
(39,727)	Pebblebrook Hotel Trust (REIT)	HSBC	38,337
(12,086)	Pediatrics Medical Group Inc	Barclays Bank	5,922
(6,589)	Pegasystems Inc	Goldman Sachs	(30,639)
(3,662)	Pegasystems Inc	HSBC	(14,502)
(2,579)	Pegasystems Inc	Morgan Stanley	(3,920)
(8,141)	Peloton Interactive Inc 'A'	Bank of America Merrill Lynch	3,460
(7,857)	Peloton Interactive Inc 'A'	HSBC	8,446
(31,598)	Peloton Interactive Inc 'A'	Morgan Stanley	9,954
17,438	Penn Entertainment Inc	Bank of America Merrill Lynch	12,628
47,438	Penn Entertainment Inc	Barclays Bank	(7,116)
16,932	Penn Entertainment Inc	HSBC	(13,207)
17,498	Penn Entertainment Inc	Morgan Stanley	(2,625)
(4,447)	Pennant Group Inc	Barclays Bank	4,002
(100)	Pennant Group Inc	HSBC	7

保有高	銘柄	取引相手	未実現純評価益 ／(損) (米ドル)
	米国(続き)		
(7,475)	Pennant Group Inc	Morgan Stanley	6,728
7,023	Penns Woods Bancorp Inc	Barclays Bank	3,652
1,404	Penns Woods Bancorp Inc	Morgan Stanley	730
(15,267)	PennyMac Financial Services Inc	Barclays Bank	14,350
(23,463)	PennyMac Financial Services Inc	Goldman Sachs	(4,693)
(414)	PennyMac Financial Services Inc	Morgan Stanley	389
(36,278)	PennyMac Mortgage Investment Trust (REIT)	Barclays Bank	2,902
(22,005)	PennyMac Mortgage Investment Trust (REIT)	Goldman Sachs	(1,100)
16,029	Penske Automotive Group Inc	Barclays Bank	(19,555)
(840)	Penske Automotive Group Inc	Barclays Bank	1,161
35	Penske Automotive Group Inc	Goldman Sachs	(10)
(364)	Penske Automotive Group Inc	Goldman Sachs	(120)
4,612	Penske Automotive Group Inc	HSBC	784
(2,121)	Penske Automotive Group Inc	Morgan Stanley	5,183
(19,830)	Pentair Plc	Barclays Bank	60,680
(380)	Pentair Plc	Goldman Sachs	864
(7,776)	Pentair Plc	HSBC	18,973
(3,206)	Pentair Plc	Morgan Stanley	9,810
587	Penumbra Inc	Barclays Bank	(5,078)
837	Penumbra Inc	HSBC	(578)
1,281	Penumbra Inc	Morgan Stanley	(11,081)
(6,269)	Peoples Bancorp Inc	Bank of America Merrill Lynch	(13,549)
(3,830)	Peoples Bancorp Inc	Barclays Bank	38
(1,603)	Peoples Bancorp Inc	Goldman Sachs	(4,056)
(5,911)	Peoples Bancorp Inc	HSBC	(10,008)
(7,921)	Peoples Bancorp Inc	Morgan Stanley	79
(456)	Peoples Financial Services Corp	Bank of America Merrill Lynch	(1,473)
(5,551)	Peoples Financial Services Corp	Barclays Bank	(5,551)
(2,652)	Peoples Financial Services Corp	Goldman Sachs	(8,566)
(1,812)	Peoples Financial Services Corp	Morgan Stanley	(1,812)
3,487	PepsiCo Inc	Bank of America Merrill Lynch	(42,088)
4,596	PepsiCo Inc	Barclays Bank	(20,295)
37,078	PepsiCo Inc	Goldman Sachs	(447,531)
29,251	PepsiCo Inc	HSBC	(324,144)
31,281	PepsiCo Inc	Morgan Stanley	(138,888)
(1,516)	Perdoceo Education Corp	Bank of America Merrill Lynch	61
(22,889)	Perdoceo Education Corp	Barclays Bank	10,071
(10,317)	Perdoceo Education Corp	HSBC	2,682
19,584	Perella Weinberg Partners	Barclays Bank	(6,267)
416	Perficient Inc	Barclays Bank	(524)
3,222	Perficient Inc	HSBC	15,627
(2,595)	Performance Food Group Co	Bank of America Merrill Lynch	10,925
(33,952)	Performance Food Group Co	Barclays Bank	70,280
8,287	Performance Food Group Co	Goldman Sachs	(34,888)
(2,253)	Performance Food Group Co	Goldman Sachs	9,485

保有高	銘柄	取引相手	未実現純評価益 ／(損) (米ドル)
	米国(続き)		
(4,385)	Performance Food Group Co	HSBC	25,477
(10,118)	Performance Food Group Co	Morgan Stanley	20,944
(32,574)	Perimeter Solutions SA	Barclays Bank	18,241
(37,598)	Perimeter Solutions SA	HSBC	64,497
(51,236)	Perimeter Solutions SA	Morgan Stanley	28,692
(82,424)	Permian Resources Corp	Barclays Bank	69,236
(35,581)	Permian Resources Corp	Goldman Sachs	6,049
(83,860)	Permian Resources Corp	HSBC	92,811
(8,272)	Permian Resources Corp	Morgan Stanley	6,948
(5,501)	Perrigo Co Plc	Morgan Stanley	10,507
41,317	Personalis Inc	Barclays Bank	(11,569)
61,803	Personalis Inc	Goldman Sachs	(23,485)
42,502	Personalis Inc	HSBC	(19,126)
63,676	Petco Health & Wellness Co Inc	Barclays Bank	(134,356)
44,614	Petco Health & Wellness Co Inc	Morgan Stanley	(94,136)
9,305	PetIQ Inc	Barclays Bank	(8,933)
5,938	PetIQ Inc	Goldman Sachs	(891)
16,070	PetIQ Inc	Morgan Stanley	(15,427)
(5,068)	PetMed Express Inc	Bank of America Merrill Lynch	970
(56,999)	PetMed Express Inc	Barclays Bank	29,639
(16,940)	Pfizer Inc	Barclays Bank	26,426
(1,048)	Pfizer Inc	Goldman Sachs	(31)
(1,524)	Pfizer Inc	Morgan Stanley	2,377
(3,107)	PFSweb Inc	Bank of America Merrill Lynch	(808)
(7,885)	PFSweb Inc	Goldman Sachs	(2,050)
(22,863)	PG&E Corp	Bank of America Merrill Lynch	6,859
(11,113)	PG&E Corp	Barclays Bank	(2,890)
(172,786)	PG&E Corp	Goldman Sachs	51,836
(2,400)	PG&E Corp	HSBC	1,536
(75,413)	PG&E Corp	Morgan Stanley	(19,607)
6,237	PGT Innovations Inc	Bank of America Merrill Lynch	(3,748)
3,041	PGT Innovations Inc	Barclays Bank	(428)
2,377	PGT Innovations Inc	Goldman Sachs	(1,165)
2,406	PGT Innovations Inc	HSBC	(651)
(8,533)	Phathom Pharmaceuticals Inc	Barclays Bank	15,103
(9,692)	Phathom Pharmaceuticals Inc	Morgan Stanley	17,155
7,716	PhenomeX Inc	Bank of America Merrill Lynch	(1,080)
8,795	PhenomeX Inc	Barclays Bank	(1,318)
5,157	PhenomeX Inc	Goldman Sachs	(722)
34,322	PhenomeX Inc	HSBC	(7,156)
12,659	PhenomeX Inc	Morgan Stanley	(1,898)
(2,315)	Phibro Animal Health Corp 'A'	Bank of America Merrill Lynch	2,709
(11,138)	Phibro Animal Health Corp 'A'	Barclays Bank	9,913
(13,305)	Phibro Animal Health Corp 'A'	Goldman Sachs	15,567
(4,002)	Phibro Animal Health Corp 'A'	HSBC	4,482

保有高	銘柄	取引相手	未実現純評価益 ／(損) (米ドル)
	米国 (続き)		
(6,180)	Philip Morris International Inc	Bank of America Merrill Lynch	29,726
(7,182)	Philip Morris International Inc	Barclays Bank	20,684
(25,800)	Philip Morris International Inc	HSBC	138,546
(8,569)	Philip Morris International Inc	Morgan Stanley	24,679
4,900	Phillips 66	Bank of America Merrill Lynch	(11,466)
4,766	Phillips 66	Barclays Bank	(17,539)
6,832	Phillips 66	Goldman Sachs	(15,987)
5,208	Phillips 66	HSBC	(8,827)
(1,494)	Phillips 66	HSBC	4,869
1,268	Phillips 66	Morgan Stanley	(4,666)
(526)	Phillips 66	Morgan Stanley	2,461
3,206	Phillips Edison & Co Inc (REIT)	Bank of America Merrill Lynch	(1,337)
(14,409)	Phillips Edison & Co Inc (REIT)	Barclays Bank	14,409
15,835	Phillips Edison & Co Inc (REIT)	Barclays Bank	(15,835)
(8,453)	Phillips Edison & Co Inc (REIT)	Goldman Sachs	9,129
40,692	Phillips Edison & Co Inc (REIT)	HSBC	(63,348)
(14,085)	Phillips Edison & Co Inc (REIT)	HSBC	45,213
10,665	Phillips Edison & Co Inc (REIT)	Morgan Stanley	(7,889)
19,498	Photronics Inc	Bank of America Merrill Lynch	89,886
8,339	Photronics Inc	Barclays Bank	31,355
22,571	Photronics Inc	HSBC	136,329
2,195	Phreesia Inc	HSBC	176
(31,171)	PHX Minerals Inc	Bank of America Merrill Lynch	1,870
(17,887)	PHX Minerals Inc	Barclays Bank	3,041
(11,531)	PHX Minerals Inc	Goldman Sachs	692
(2,276)	PHX Minerals Inc	HSBC	(455)
(20,472)	Physicians Realty Trust (REIT)	Barclays Bank	4,913
28,498	Physicians Realty Trust (REIT)	Barclays Bank	(6,840)
(71,251)	Physicians Realty Trust (REIT)	Goldman Sachs	54,151
(16,113)	Physicians Realty Trust (REIT)	HSBC	14,018
(3,771)	Piedmont Lithium Inc	Bank of America Merrill Lynch	6,863
(5,927)	Piedmont Lithium Inc	Barclays Bank	17,840
(1,635)	Piedmont Lithium Inc	HSBC	1,586
28,567	Piedmont Office Realty Trust Inc ' A ' (REIT)	Bank of America Merrill Lynch	(4,856)
131,239	Piedmont Office Realty Trust Inc ' A ' (REIT)	Barclays Bank	(60,370)
26,672	Piedmont Office Realty Trust Inc ' A ' (REIT)	HSBC	(8,268)
77,991	Piedmont Office Realty Trust Inc ' A ' (REIT)	Morgan Stanley	(35,876)
33,189	Pieris Pharmaceuticals Inc	Barclays Bank	(3,256)
28,423	Pieris Pharmaceuticals Inc	Goldman Sachs	(2,351)
16,172	Pieris Pharmaceuticals Inc	HSBC	(953)
(3,666)	Pilgrim' s Pride Corp	Bank of America Merrill Lynch	2,126
(8,693)	Pilgrim' s Pride Corp	Barclays Bank	10,171
(4,087)	Pilgrim' s Pride Corp	Goldman Sachs	2,370

保有高	銘柄	取引相手	未実現純評価益 ／(損) (米ドル)
	米国(続き)		
(17,135)	Pilgrim's Pride Corp	HSBC	7,368
(5,022)	Pilgrim's Pride Corp	Morgan Stanley	5,876
2,444	Pinnacle Financial Partners Inc	Bank of America Merrill Lynch	(1,046)
34,745	Pinnacle Financial Partners Inc	Barclays Bank	(46,211)
39,296	Pinnacle Financial Partners Inc	Goldman Sachs	15,439
8,986	Pinnacle Financial Partners Inc	HSBC	7,195
11,800	Pinnacle Financial Partners Inc	Morgan Stanley	(15,327)
(2,805)	Pinnacle West Capital Corp	Barclays Bank	(297)
(6,036)	Pinnacle West Capital Corp	Goldman Sachs	20,341
(5,945)	Pinnacle West Capital Corp	HSBC	1,007
5,612	Pinnacle West Capital Corp	Morgan Stanley	(5,107)
(1,770)	Pinnacle West Capital Corp	Morgan Stanley	1,611
3,771	Pinterest Inc ' A'	Bank of America Merrill Lynch	7,033
3,546	Pinterest Inc ' A'	Barclays Bank	2,323
12,920	Pinterest Inc ' A'	Goldman Sachs	24,096
19,202	Pinterest Inc ' A'	HSBC	44,645
8,407	Pinterest Inc ' A'	Morgan Stanley	5,507
(3,103)	Pioneer Bancorp Inc	Goldman Sachs	(698)
(86,620)	Pioneer Bancorp Inc	Morgan Stanley	9,961
486	Pioneer Natural Resources Co	Bank of America Merrill Lynch	(3,985)
2,383	Pioneer Natural Resources Co	Barclays Bank	(22,853)
3,696	Pioneer Natural Resources Co	Goldman Sachs	(19,700)
459	Pioneer Natural Resources Co	HSBC	(5,771)
251	Pioneer Natural Resources Co	Morgan Stanley	(2,407)
(144)	Piper Sandler Cos	Bank of America Merrill Lynch	(481)
(4,802)	Piper Sandler Cos	Barclays Bank	3,361
(2,454)	Piper Sandler Cos	Goldman Sachs	(8,196)
(1,214)	Piper Sandler Cos	HSBC	(3,193)
(137,693)	Pitney Bowes Inc	Barclays Bank	(11,727)
(48,121)	Pitney Bowes Inc	Goldman Sachs	(12,511)
(106,113)	Pitney Bowes Inc	HSBC	(32,895)
(8,555)	Pitney Bowes Inc	Morgan Stanley	(76)
(40,175)	Pixelworks Inc	Barclays Bank	804
(15,935)	Pixelworks Inc	Goldman Sachs	(3,665)
(9,939)	Pixelworks Inc	Morgan Stanley	199
2,718	PJT Partners Inc ' A'	Bank of America Merrill Lynch	9,866
4,279	PJT Partners Inc ' A'	Barclays Bank	4,835
3,791	PJT Partners Inc ' A'	Goldman Sachs	13,761
2,309	PJT Partners Inc ' A'	HSBC	12,579
6,975	PJT Partners Inc ' A'	Morgan Stanley	7,882
294	Planet Fitness Inc ' A'	Bank of America Merrill Lynch	(1,394)
10,543	Planet Fitness Inc ' A'	Barclays Bank	(39,431)
4,353	Planet Fitness Inc ' A'	Goldman Sachs	(20,633)
2,936	Planet Fitness Inc ' A'	Morgan Stanley	(10,980)
(59,641)	Planet Labs PBC	Bank of America Merrill Lynch	(17,296)

保有高	銘柄	取引相手	未実現純評価益 ／(損) (米ドル)
	米国 (続き)		
(24,377)	Planet Labs PBC	Goldman Sachs	(7,069)
(32,513)	Planet Labs PBC	HSBC	(16,257)
(132,710)	Planet Labs PBC	Morgan Stanley	(13,271)
3,152	PlayAGS Inc	Bank of America Merrill Lynch	(1,860)
23,452	PlayAGS Inc	Barclays Bank	(16,416)
18,415	PlayAGS Inc	Goldman Sachs	(10,865)
22,566	PlayAGS Inc	HSBC	4,062
6,710	PlayAGS Inc	Morgan Stanley	(4,697)
(8,821)	Playstudios Inc	HSBC	706
(13,978)	Playstudios Inc	Morgan Stanley	3,495
24,458	Playtika Holding Corp	Bank of America Merrill Lynch	(14,919)
27,556	Playtika Holding Corp	Barclays Bank	(9,645)
20,411	Playtika Holding Corp	Goldman Sachs	(12,451)
7,975	Playtika Holding Corp	HSBC	(2,631)
19,264	Playtika Holding Corp	Morgan Stanley	(6,742)
(86,551)	PLBY Group Inc	Bank of America Merrill Lynch	16,012
(1,892)	Plexus Corp	Barclays Bank	(6,944)
(2,532)	Plexus Corp	Morgan Stanley	(9,292)
(6,430)	Plug Power Inc	Bank of America Merrill Lynch	1,562
(4,479)	Plug Power Inc	Barclays Bank	1,120
(12,959)	Plug Power Inc	Goldman Sachs	(9,460)
(34,536)	Plug Power Inc	Morgan Stanley	2,773
(3,735)	Plumas Bancorp	Bank of America Merrill Lynch	(3,137)
(530)	Plumas Bancorp	Barclays Bank	(27)
(1,764)	Plumas Bancorp	Morgan Stanley	(88)
(9,730)	Plymouth Industrial Inc (REIT)	Bank of America Merrill Lynch	(9,730)
(4,939)	Plymouth Industrial Inc (REIT)	Barclays Bank	(642)
(5,850)	Plymouth Industrial Inc (REIT)	Goldman Sachs	(5,850)
(4,793)	Plymouth Industrial Inc (REIT)	HSBC	(3,499)
(4,646)	Plymouth Industrial Inc (REIT)	Morgan Stanley	(604)
54,350	PMV Pharmaceuticals Inc	Bank of America Merrill Lynch	(22,284)
21,448	PMV Pharmaceuticals Inc	Barclays Bank	(7,721)
33,472	PMV Pharmaceuticals Inc	Goldman Sachs	(13,724)
39,768	PMV Pharmaceuticals Inc	HSBC	15,112
17,192	PMV Pharmaceuticals Inc	Morgan Stanley	(6,189)
(15,232)	PNM Resources Inc	Barclays Bank	2,285
8,334	PNM Resources Inc	HSBC	(24,085)
(18,418)	PNM Resources Inc	Morgan Stanley	2,763
(17,411)	Point Biopharma Global Inc	Bank of America Merrill Lynch	23,679
(2,409)	Point Biopharma Global Inc	Barclays Bank	2,554
(6,434)	Point Biopharma Global Inc	Morgan Stanley	6,820
(3,664)	Polaris Inc	Bank of America Merrill Lynch	(11,323)
(5,272)	Polaris Inc	Barclays Bank	(5,580)
(1,343)	Polaris Inc	Goldman Sachs	(3,693)
(5,060)	Polaris Inc	Morgan Stanley	(6,297)

保有高	銘柄	取引相手	未実現純評価益 ／(損) (米ドル)
	米国 (続き)		
52,689	PolyMet Mining Corp	Bank of America Merrill Lynch	(8,430)
68,105	PolyMet Mining Corp	Barclays Bank	(10,897)
66,374	PolyMet Mining Corp	Goldman Sachs	(10,620)
43,141	PolyMet Mining Corp	HSBC	(9,922)
17,550	PolyMet Mining Corp	Morgan Stanley	(2,808)
(19,865)	Ponce Financial Group Inc	Bank of America Merrill Lynch	(18,176)
(5,796)	Ponce Financial Group Inc	Barclays Bank	782
(14,357)	Ponce Financial Group Inc	HSBC	(8,255)
(15,094)	Ponce Financial Group Inc	Morgan Stanley	2,038
(2,801)	Pool Corp	Bank of America Merrill Lynch	56,440
(2,084)	Pool Corp	Barclays Bank	43,118
(1,228)	Pool Corp	HSBC	38,277
(1,311)	Pool Corp	Morgan Stanley	27,125
(14,390)	Popular Inc	Bank of America Merrill Lynch	(32,521)
(12,803)	Popular Inc	Barclays Bank	11,010
(20,306)	Popular Inc	HSBC	(30,662)
(26,282)	Popular Inc	Morgan Stanley	22,603
137	Portage Biotech Inc	Bank of America Merrill Lynch	45
5,655	Portage Biotech Inc	Barclays Bank	3,845
1,216	Portage Biotech Inc	Goldman Sachs	401
956	Portage Biotech Inc	HSBC	315
2,671	Portage Biotech Inc	Morgan Stanley	1,816
8,286	Portillo's Inc 'A'	HSBC	(2,817)
20,604	Portland General Electric Co	Bank of America Merrill Lynch	(43,267)
68,283	Portland General Electric Co	Barclays Bank	(68,610)
45,094	Portland General Electric Co	Goldman Sachs	(97,534)
34,115	Portland General Electric Co	HSBC	(85,827)
73,062	Portland General Electric Co	Morgan Stanley	(72,351)
17,404	Poseida Therapeutics Inc	Barclays Bank	(7,484)
29,009	Poseida Therapeutics Inc	Goldman Sachs	(16,245)
5,288	Poseida Therapeutics Inc	HSBC	(5,235)
7,392	Poseida Therapeutics Inc	Morgan Stanley	(3,179)
930	Post Holdings Inc	Bank of America Merrill Lynch	(1,147)
(23,355)	Post Holdings Inc	Barclays Bank	36,667
268	Post Holdings Inc	Barclays Bank	203
1,191	Post Holdings Inc	Goldman Sachs	(1,871)
(2,244)	Post Holdings Inc	HSBC	11,601
(7,990)	Potbelly Corp	Bank of America Merrill Lynch	6,392
(32,455)	PotlatchDeltic Corp (REIT)	Barclays Bank	1,623
(22,576)	PotlatchDeltic Corp (REIT)	Goldman Sachs	16,029
(5,638)	PotlatchDeltic Corp (REIT)	HSBC	(1,015)
2,908	Powell Industries Inc	Barclays Bank	1,977
2,514	Powell Industries Inc	Goldman Sachs	3,268
1,613	Powell Industries Inc	HSBC	11,549
444	Powell Industries Inc	Morgan Stanley	302

保有高	銘柄	取引相手	未実現純評価益 ／ (損) (米ドル)
	米国 (続き)		
2,993	Power Integrations Inc	Bank of America Merrill Lynch	23,106
13,212	Power Integrations Inc	Barclays Bank	11,891
(823)	Power Integrations Inc	Barclays Bank	(741)
9,337	Power Integrations Inc	Goldman Sachs	72,082
11,317	Power Integrations Inc	HSBC	94,837
8,375	Power Integrations Inc	Morgan Stanley	7,538
(1,580)	Power Integrations Inc	Morgan Stanley	(1,422)
(10,778)	Powerfleet Inc	Bank of America Merrill Lynch	(2,156)
(37,316)	Powerfleet Inc	Barclays Bank	(373)
(17,161)	Powerfleet Inc	Goldman Sachs	(3,432)
(11,752)	Powerfleet Inc	HSBC	(3,643)
(9,519)	Powerfleet Inc	Morgan Stanley	(95)
1,730	PowerSchool Holdings Inc ' A'	Barclays Bank	(519)
8,034	PowerSchool Holdings Inc ' A'	Morgan Stanley	(2,410)
1,895	PPG Industries Inc	Barclays Bank	(3,421)
3,502	PPG Industries Inc	HSBC	(7,961)
41,137	PPL Corp	Bank of America Merrill Lynch	(85,497)
317,096	PPL Corp	Barclays Bank	(316,455)
128,127	PPL Corp	Goldman Sachs	(276,754)
87,587	PPL Corp	HSBC	(228,602)
50,627	PPL Corp	Morgan Stanley	(49,964)
(7,142)	PRA Group Inc	Barclays Bank	2,428
(8,582)	PRA Group Inc	Goldman Sachs	3,604
(7,323)	PRA Group Inc	HSBC	115,923
(15,209)	PRA Group Inc	Morgan Stanley	5,171
(5,649)	Praxis Precision Medicines Inc	Barclays Bank	904
(32,596)	Praxis Precision Medicines Inc	HSBC	5,541
43,760	Precigen Inc	Bank of America Merrill Lynch	(875)
21,900	Precigen Inc	Barclays Bank	(2,628)
47,870	Precigen Inc	Morgan Stanley	(5,744)
11,157	Precision BioSciences Inc	Bank of America Merrill Lynch	1,032
47,200	Precision BioSciences Inc	Barclays Bank	3,134
37,068	Precision BioSciences Inc	Goldman Sachs	3,429
7,848	Precision BioSciences Inc	HSBC	—
9,354	Precision BioSciences Inc	Morgan Stanley	621
965	Preformed Line Products Co	Morgan Stanley	(6,427)
4,572	Prelude Therapeutics Inc	Bank of America Merrill Lynch	(4,709)
4,060	Prelude Therapeutics Inc	Barclays Bank	568
5,062	Prelude Therapeutics Inc	Goldman Sachs	(5,214)
9,408	Prelude Therapeutics Inc	HSBC	(7,150)
21,425	Premier Financial Corp	Bank of America Merrill Lynch	4,285
18,050	Premier Financial Corp	Barclays Bank	(10,504)
27,531	Premier Financial Corp	Goldman Sachs	5,506
9,169	Premier Financial Corp	HSBC	(1,284)
(42,051)	Premier Inc ' A'	Barclays Bank	67,702

保有高	銘柄	取引相手	未実現純評価益 ／(損) (米ドル)
	米国 (続き)		
(10,369)	Premier Inc ' A'	HSBC	15,035
(7,666)	Premier Inc ' A'	Morgan Stanley	12,342
18,334	Prestige Consumer Healthcare Inc	Goldman Sachs	(13,751)
12,683	Prestige Consumer Healthcare Inc	HSBC	(20,420)
3,479	PriceSmart Inc	Bank of America Merrill Lynch	7,689
7,014	PriceSmart Inc	HSBC	13,046
4,080	PriceSmart Inc	Morgan Stanley	(2,530)
(23,365)	Primerica Inc	Barclays Bank	56,543
(2,130)	Primerica Inc	Goldman Sachs	(2,939)
(1,137)	Primerica Inc	Morgan Stanley	2,752
(43,065)	Primis Financial Corp	Barclays Bank	1,723
(38,842)	Primis Financial Corp	Goldman Sachs	(11,264)
89,455	Primo Water Corp	Barclays Bank	(78,720)
21,139	Primo Water Corp	Goldman Sachs	(27,903)
24,627	Primo Water Corp	HSBC	(32,015)
7,441	Primo Water Corp	Morgan Stanley	(6,548)
10,150	Primoris Services Corp	Bank of America Merrill Lynch	19,488
9,665	Primoris Services Corp	Barclays Bank	(4,253)
13,969	Primoris Services Corp	Goldman Sachs	26,820
2,318	Primoris Services Corp	Morgan Stanley	(1,020)
(3,469)	Princeton Bancorp Inc	Bank of America Merrill Lynch	(2,706)
(1,049)	Princeton Bancorp Inc	HSBC	556
(416)	Princeton Bancorp Inc	Morgan Stanley	(200)
2,764	Principal Financial Group Inc	Bank of America Merrill Lynch	(6,233)
(27,946)	Principal Financial Group Inc	Barclays Bank	114,858
8,466	Principal Financial Group Inc	Barclays Bank	(32,206)
3,488	Principal Financial Group Inc	Goldman Sachs	(15,430)
5,978	Principal Financial Group Inc	HSBC	(27,085)
879	Principal Financial Group Inc	Morgan Stanley	(3,613)
(4,456)	Priority Technology Holdings Inc	Barclays Bank	(156)
(5,580)	Privia Health Group Inc	Barclays Bank	6,710
13,789	Privia Health Group Inc	Barclays Bank	(22,200)
(1,961)	Privia Health Group Inc	HSBC	3,155
1,314	Privia Health Group Inc	HSBC	(6,990)
3,835	Privia Health Group Inc	Morgan Stanley	(6,174)
(15,293)	ProAssurance Corp	Bank of America Merrill Lynch	33,339
(8,032)	ProAssurance Corp	Barclays Bank	1,365
(32,023)	ProAssurance Corp	Goldman Sachs	69,810
(5,669)	ProAssurance Corp	HSBC	35,034
(11,358)	ProAssurance Corp	Morgan Stanley	1,931
(1,345)	PROCEPT BioRobotics Corp	Bank of America Merrill Lynch	1,305
(7,828)	PROCEPT BioRobotics Corp	Morgan Stanley	14,482
(685)	Procure Technologies Inc	Bank of America Merrill Lynch	(2,425)
(7,104)	Procure Technologies Inc	Barclays Bank	(8,099)
(4,150)	Procure Technologies Inc	Goldman Sachs	(14,691)

保有高	銘柄	取引相手	未実現純評価益 ／(損) (米ドル)
	米国 (続き)		
(5,109)	Procore Technologies Inc	HSBC	(19,616)
(3,452)	Procore Technologies Inc	Morgan Stanley	(3,935)
30,875	Procter & Gamble Co	Barclays Bank	(219,521)
757	Procter & Gamble Co	Goldman Sachs	(10,568)
3,837	Procter & Gamble Co	HSBC	(50,840)
3,672	Procter & Gamble Co	Morgan Stanley	(26,108)
(15,366)	ProFrac Holding Corp ' A'	Bank of America Merrill Lynch	(12,985)
(22,915)	ProFrac Holding Corp ' A'	HSBC	(32,539)
(26,393)	ProFrac Holding Corp ' A'	Morgan Stanley	10,821
2,959	PROG Holdings Inc	Barclays Bank	2,101
4,474	PROG Holdings Inc	HSBC	10,843
3,794	PROG Holdings Inc	Morgan Stanley	2,694
(26,262)	Progress Software Corp	HSBC	(154,421)
(7,342)	Progress Software Corp	Morgan Stanley	(10,059)
1,133	Progressive Corp	Bank of America Merrill Lynch	(4,725)
2,338	Progressive Corp	Barclays Bank	(18,236)
1,779	Progressive Corp	Goldman Sachs	(7,418)
1,076	Progressive Corp	HSBC	(6,736)
1,304	Progressive Corp	Morgan Stanley	(10,171)
(562)	Progyny Inc	Bank of America Merrill Lynch	(1,068)
4,244	Progyny Inc	Barclays Bank	(3,480)
(11,176)	Progyny Inc	HSBC	(20,538)
8,389	Progyny Inc	HSBC	25,187
(4,931)	Progyny Inc	Morgan Stanley	4,044
15,757	Prologis Inc (REIT)	Barclays Bank	3,152
1,521	Prologis Inc (REIT)	Morgan Stanley	304
46,491	ProPetro Holding Corp	Bank of America Merrill Lynch	5,579
81,872	ProPetro Holding Corp	Barclays Bank	(61,404)
16,098	ProPetro Holding Corp	Goldman Sachs	1,932
47,973	ProPetro Holding Corp	HSBC	7,676
(9,876)	ProPhase Labs Inc	Bank of America Merrill Lynch	(15,209)
3,345	PROS Holdings Inc	Barclays Bank	3,780
3,576	PROS Holdings Inc	Goldman Sachs	13,732
5,258	PROS Holdings Inc	HSBC	17,351
6,369	PROS Holdings Inc	Morgan Stanley	7,197
6,878	Prosperity Bancshares Inc	Bank of America Merrill Lynch	(17,952)
(21,111)	Prosperity Bancshares Inc	Barclays Bank	63,966
2,547	Prosperity Bancshares Inc	HSBC	(3,721)
1,933	Prosperity Bancshares Inc	Morgan Stanley	(4,721)
(5,264)	Protagonist Therapeutics Inc	HSBC	(1,895)
1,723	Protara Therapeutics Inc	HSBC	(379)
(15,993)	Proterra Inc	Bank of America Merrill Lynch	4,638
(63,417)	Proterra Inc	Barclays Bank	10,147
(43,383)	Proterra Inc	HSBC	17,353
(55,057)	Proterra Inc	Morgan Stanley	8,809

保有高	銘柄	取引相手	未実現純評価益 ／(損) (米ドル)
	米国(続き)		
(5,686)	Prothena Corp Plc	Barclays Bank	49,013
(10,626)	Proto Labs Inc	Barclays Bank	18,170
(5,262)	Proto Labs Inc	Goldman Sachs	2,263
(2,100)	Proto Labs Inc	HSBC	(567)
(16,855)	Provident Bancorp Inc	Bank of America Merrill Lynch	674
(22,531)	Provident Bancorp Inc	Goldman Sachs	901
(5,242)	Provident Bancorp Inc	HSBC	(5,557)
(5,966)	Provident Financial Holdings Inc	Bank of America Merrill Lynch	2,923
(17,179)	Provident Financial Holdings Inc	Barclays Bank	(3,779)
(11,153)	Provident Financial Holdings Inc	Goldman Sachs	5,465
(24,034)	Provident Financial Services Inc	Bank of America Merrill Lynch	(21,871)
(25,742)	Provident Financial Services Inc	Barclays Bank	5,406
(20,181)	Provident Financial Services Inc	HSBC	(14,957)
(46,175)	Provident Financial Services Inc	Morgan Stanley	9,697
(2,386)	PTC Inc	Bank of America Merrill Lynch	(5,571)
(8,044)	PTC Inc	Barclays Bank	13,072
(2,405)	PTC Inc	Goldman Sachs	(5,616)
(8,707)	PTC Inc	HSBC	(30,368)
(3,697)	PTC Inc	Morgan Stanley	6,008
1,207	PTC Therapeutics Inc	Bank of America Merrill Lynch	(17,151)
1,180	PTC Therapeutics Inc	Barclays Bank	(21,252)
1,681	PTC Therapeutics Inc	Goldman Sachs	(23,887)
3,791	PTC Therapeutics Inc	HSBC	(54,818)
4,815	PTC Therapeutics Inc	Morgan Stanley	(86,718)
(1,511)	Public Service Enterprise Group Inc	Bank of America Merrill Lynch	2,938
(40,637)	Public Service Enterprise Group Inc	Barclays Bank	116,628
(14,590)	Public Service Enterprise Group Inc	Goldman Sachs	46,542
(44,597)	Public Service Enterprise Group Inc	HSBC	184,186
1,915	Public Storage (REIT)	Barclays Bank	2,049
182	Public Storage (REIT)	Goldman Sachs	(1,531)
1,071	Public Storage (REIT)	HSBC	(11,616)
3,423	Public Storage (REIT)	Morgan Stanley	3,663
12,772	PubMatic Inc 'A'	Goldman Sachs	24,522
7,712	PubMatic Inc 'A'	HSBC	6,773
(4,764)	Pulmonx Corp	Bank of America Merrill Lynch	7,289
(11,982)	Pulmonx Corp	Barclays Bank	12,102
(815)	Pulmonx Corp	Goldman Sachs	1,247
(1,644)	Pulmonx Corp	HSBC	1,365
(9,785)	Pulse Biosciences Inc	Goldman Sachs	19,570
(296)	Pulse Biosciences Inc	Morgan Stanley	74
(5,593)	PulteGroup Inc	Bank of America Merrill Lynch	12,305
(7,472)	PulteGroup Inc	Barclays Bank	7,995
10,410	PulteGroup Inc	Morgan Stanley	(11,139)
7,298	Puma Biotechnology Inc	Barclays Bank	1,788
57,504	Puma Biotechnology Inc	Goldman Sachs	20,414

保有高	銘柄	取引相手	未実現純評価益 ／(損) (米ドル)
	米国 (続き)		
(5,464)	Pure Cycle Corp	Barclays Bank	710
(50,404)	Pure Cycle Corp	Goldman Sachs	10,081
(25,017)	Pure Cycle Corp	HSBC	(12,759)
2,935	Pure Storage Inc 'A'	Bank of America Merrill Lynch	16,436
7,245	Pure Storage Inc 'A'	Barclays Bank	31,733
15,379	Pure Storage Inc 'A'	Goldman Sachs	86,122
2,662	Pure Storage Inc 'A'	HSBC	17,223
(2,959)	PureCycle Technologies Inc	Bank of America Merrill Lynch	(829)
(12,844)	PureCycle Technologies Inc	Barclays Bank	1,028
(4,095)	PureCycle Technologies Inc	Goldman Sachs	(1,147)
(11,001)	PureCycle Technologies Inc	HSBC	3,630
(2,456)	PureCycle Technologies Inc	Morgan Stanley	196
(48,174)	Purple Innovation Inc	Barclays Bank	2,409
(26,402)	Purple Innovation Inc	HSBC	(14,785)
(32,042)	Purple Innovation Inc	Morgan Stanley	1,602
1,550	PVH Corp	Bank of America Merrill Lynch	(295)
(891)	PVH Corp	Bank of America Merrill Lynch	2,779
(624)	PVH Corp	Barclays Bank	12
(1,796)	PVH Corp	Morgan Stanley	5,584
7,746	Q2 Holdings Inc	Bank of America Merrill Lynch	22,308
14,003	Q2 Holdings Inc	Barclays Bank	8,076
37,022	Q2 Holdings Inc	Goldman Sachs	105,506
4,424	Q2 Holdings Inc	HSBC	26,854
6,043	Q2 Holdings Inc	Morgan Stanley	3,284
(2,244)	QCR Holdings Inc	Barclays Bank	1,032
(19,992)	QCR Holdings Inc	HSBC	(32,987)
(573)	QCR Holdings Inc	Morgan Stanley	264
9,640	QIAGEN NV	Bank of America Merrill Lynch	(3,181)
8,270	QIAGEN NV	Barclays Bank	744
(1,809)	QIAGEN NV	Barclays Bank	(163)
28,390	QIAGEN NV	Goldman Sachs	(9,369)
(1,161)	QIAGEN NV	Goldman Sachs	138
7,114	QIAGEN NV	HSBC	(7,399)
(4,059)	Qorvo Inc	Barclays Bank	(8,544)
(4,982)	Qorvo Inc	Goldman Sachs	(25,931)
(4,005)	Qorvo Inc	HSBC	(16,240)
(21,708)	Quad/Graphics Inc	Bank of America Merrill Lynch	2,605
(9,969)	Quad/Graphics Inc	Barclays Bank	4,785
(14,003)	Quad/Graphics Inc	Goldman Sachs	1,680
(40,861)	Quad/Graphics Inc	HSBC	(21,248)
(9,963)	Quad/Graphics Inc	Morgan Stanley	4,782
709	Quaker Chemical Corp	Barclays Bank	(9,657)
683	Quaker Chemical Corp	Goldman Sachs	(4,568)
5,115	Quaker Chemical Corp	Morgan Stanley	(59,237)
5,190	QUALCOMM Inc	Bank of America Merrill Lynch	42,275

保有高	銘柄	取引相手	未実現純評価益 ／(損) (米ドル)
	米国(続き)		
5,961	QUALCOMM Inc	Barclays Bank	53,338
1,159	QUALCOMM Inc	Goldman Sachs	8,368
1,464	QUALCOMM Inc	Morgan Stanley	13,287
431	Qualys Inc	Bank of America Merrill Lynch	3,892
(2,060)	Qualys Inc	Barclays Bank	(8,528)
(3,555)	Qualys Inc	Goldman Sachs	(32,102)
1,061	Qualys Inc	Goldman Sachs	9,581
2,707	Qualys Inc	HSBC	29,831
(464)	Qualys Inc	HSBC	(5,113)
665	Qualys Inc	Morgan Stanley	2,753
(11,511)	Quanex Building Products Corp	Bank of America Merrill Lynch	(7,677)
(8,777)	Quanex Building Products Corp	Barclays Bank	878
(20,916)	Quanex Building Products Corp	HSBC	(26,684)
(6,671)	Quanex Building Products Corp	Morgan Stanley	(1,130)
(13,085)	Quanta Services Inc	Barclays Bank	(115,410)
(7,350)	Quanta Services Inc	Goldman Sachs	(36,750)
(11,337)	Quanta Services Inc	HSBC	(123,913)
1,987	Quanterix Corp	Bank of America Merrill Lynch	4,769
6,478	Quanterix Corp	Morgan Stanley	4,211
(21,407)	Quantum Corp	Bank of America Merrill Lynch	(3,551)
(16,400)	Quantum Corp	Barclays Bank	656
(22,726)	Quantum Corp	Goldman Sachs	(3,770)
29,758	Quantum-Si Inc	Barclays Bank	(5,505)
(3,763)	Quest Diagnostics Inc	Bank of America Merrill Lynch	(2,973)
4,405	Quest Diagnostics Inc	Barclays Bank	6,916
(3,256)	Quest Diagnostics Inc	Goldman Sachs	(2,572)
(7,443)	Quest Diagnostics Inc	HSBC	11,462
1,952	Quest Diagnostics Inc	HSBC	(3,006)
(2,588)	Quest Diagnostics Inc	Morgan Stanley	(4,063)
375	Quest Diagnostics Inc	Morgan Stanley	589
(2,583)	Quidel Corp	Bank of America Merrill Lynch	3,952
(1,205)	Quidel Corp	Barclays Bank	4,446
(7,871)	Quidel Corp	Goldman Sachs	12,043
(6,988)	Quidel Corp	HSBC	18,797
(1,463)	Quidel Corp	Morgan Stanley	5,399
11,648	QuinStreet Inc	Barclays Bank	(1,514)
27,115	QuinStreet Inc	Goldman Sachs	47,722
5,695	QuinStreet Inc	Morgan Stanley	(740)
5,829	Quipt Home Medical Corp	Barclays Bank	(5,654)
4,692	Quipt Home Medical Corp	HSBC	(490)
7,410	Quipt Home Medical Corp	Morgan Stanley	(4,244)
(10,637)	Quotient Technology Inc	Barclays Bank	2,553
(11,499)	Quotient Technology Inc	Goldman Sachs	575
(3,076)	Quotient Technology Inc	HSBC	738
1,097	Qurate Retail Inc (Pref)	Goldman Sachs	(1,020)

保有高	銘柄	取引相手	未実現純評価益 ／(損) (米ドル)
	米国(続き)		
599	Qurate Retail Inc (Pref)	HSBC	(1,426)
330	Qurate Retail Inc (Pref)	Morgan Stanley	(587)
(16,657)	Qurate Retail Inc 'A'	Goldman Sachs	1,906
(24,675)	Qurate Retail Inc 'A'	Morgan Stanley	664
(21,335)	R1 RCM Inc	Bank of America Merrill Lynch	640
(29,207)	R1 RCM Inc	Barclays Bank	15,772
(41,536)	R1 RCM Inc	Goldman Sachs	1,246
(56,153)	R1 RCM Inc	HSBC	(7,155)
(47,427)	R1 RCM Inc	Morgan Stanley	25,611
29,222	Rackspace Technology Inc	Bank of America Merrill Lynch	13,004
13,098	Rackspace Technology Inc	Barclays Bank	1,113
7,094	Rackspace Technology Inc	Goldman Sachs	3,157
(44,212)	Radian Group Inc	Bank of America Merrill Lynch	(38,464)
(35,601)	Radian Group Inc	Barclays Bank	(15,665)
9,259	Radian Group Inc	Barclays Bank	4,074
(18,758)	Radian Group Inc	Goldman Sachs	(16,319)
(42,891)	Radian Group Inc	HSBC	(45,464)
(29,358)	Radian Group Inc	Morgan Stanley	(13,112)
21,589	Radiant Logistics Inc	Bank of America Merrill Lynch	(1,295)
26,454	Radiant Logistics Inc	Barclays Bank	(6,349)
22,515	Radiant Logistics Inc	Goldman Sachs	(1,351)
46,536	Radiant Logistics Inc	HSBC	(7,911)
44,633	Radiant Logistics Inc	Morgan Stanley	(10,712)
(13,230)	Radius Global Infrastructure Inc 'A'	Bank of America Merrill Lynch	(1,521)
(9,977)	Radius Global Infrastructure Inc 'A'	Barclays Bank	(449)
(5,155)	Radius Global Infrastructure Inc 'A'	Goldman Sachs	(593)
(13,767)	RadNet Inc	Barclays Bank	(9,775)
(16,350)	Rafael Holdings Inc 'B'	Barclays Bank	(1,799)
(12,818)	Rafael Holdings Inc 'B'	Goldman Sachs	(2,051)
(2,725)	Rafael Holdings Inc 'B'	HSBC	(136)
(1,904)	Rafael Holdings Inc 'B'	Morgan Stanley	(209)
(2,633)	Rain Oncology Inc	Barclays Bank	369
3,865	Ralph Lauren Corp	Bank of America Merrill Lynch	(26,282)
22,743	Ralph Lauren Corp	Barclays Bank	(53,901)
3,229	Ralph Lauren Corp	Goldman Sachs	(21,957)
7,419	Ralph Lauren Corp	HSBC	(39,247)
11,194	Ralph Lauren Corp	Morgan Stanley	(26,530)
(5,011)	Ramaco Resources Inc	Bank of America Merrill Lynch	10,172
(20,275)	Ramaco Resources Inc	Barclays Bank	30,615
(12,038)	Ramaco Resources Inc	Goldman Sachs	24,437
(8,845)	Ramaco Resources Inc	HSBC	22,643
4,693	Rambus Inc	Bank of America Merrill Lynch	37,417
7,800	Rambus Inc	Barclays Bank	48,282
3,702	Rambus Inc	Goldman Sachs	36,336
(4,714)	Rambus Inc	HSBC	(70,380)

保有高	銘柄	取引相手	未実現純評価益 ／(損) (米ドル)
	米国 (続き)		
2,696	Rambus Inc	Morgan Stanley	16,688
(5,067)	Range Resources Corp	Bank of America Merrill Lynch	10,729
(19,869)	Range Resources Corp	Barclays Bank	42,917
2,200	Range Resources Corp	Barclays Bank	(4,752)
(21,518)	Range Resources Corp	Goldman Sachs	430
(10,366)	Range Resources Corp	HSBC	(20,317)
(15,963)	Range Resources Corp	Morgan Stanley	29,453
3,386	Ranger Energy Services Inc	Goldman Sachs	711
9,263	Ranger Energy Services Inc	Morgan Stanley	(5,836)
(7,540)	Ranger Oil Corp	Bank of America Merrill Lynch	9,727
(11,549)	Ranger Oil Corp	Barclays Bank	23,791
(7,997)	Ranger Oil Corp	Goldman Sachs	10,316
(8,611)	Ranger Oil Corp	HSBC	17,911
(10,118)	Ranger Oil Corp	Morgan Stanley	20,843
(66,813)	Ranpak Holdings Corp	Barclays Bank	24,053
(17,327)	Ranpak Holdings Corp	Goldman Sachs	6,238
(4,113)	Ranpak Holdings Corp	Morgan Stanley	1,481
940	Rapid7 Inc	Bank of America Merrill Lynch	733
25,074	Rapid7 Inc	Barclays Bank	99,043
423	Rapid7 Inc	HSBC	(55)
(11,713)	RAPT Therapeutics Inc	Barclays Bank	14,407
(4,604)	Raymond James Financial Inc	Bank of America Merrill Lynch	(17,493)
(23,454)	Raymond James Financial Inc	Barclays Bank	(31,854)
3,534	Raymond James Financial Inc	Barclays Bank	4,736
(1,091)	Raymond James Financial Inc	HSBC	(2,537)
(7,298)	Raymond James Financial Inc	Morgan Stanley	(9,879)
(21,854)	Rayonier Advanced Materials Inc	Barclays Bank	18,794
633	Rayonier Inc (REIT)	Bank of America Merrill Lynch	(411)
7,344	Rayonier Inc (REIT)	Barclays Bank	(4,700)
(13,419)	Rayonier Inc (REIT)	Barclays Bank	8,588
3,825	Rayonier Inc (REIT)	Goldman Sachs	(2,486)
3,254	Rayonier Inc (REIT)	HSBC	(2,310)
(3,222)	Rayonier Inc (REIT)	HSBC	2,288
(6,588)	RB Global Inc	Morgan Stanley	21,543
(1,383)	RBB Bancorp	Bank of America Merrill Lynch	(1,646)
(7,358)	RBB Bancorp	Barclays Bank	883
(7,182)	RBB Bancorp	Goldman Sachs	(8,547)
(12,956)	RBB Bancorp	HSBC	(22,932)
(19,082)	RBC Bearings Inc	Barclays Bank	238,715
(11,147)	RBC Bearings Inc	Goldman Sachs	191,171
(3,236)	RBC Bearings Inc	HSBC	61,430
(6,609)	RBC Bearings Inc	Morgan Stanley	82,679
(1,088)	RCI Hospitality Holdings Inc	Goldman Sachs	54
(1,206)	RCI Hospitality Holdings Inc	HSBC	2,328
(3,124)	RCM Technologies Inc	Barclays Bank	—

保有高	銘柄	取引相手	未実現純評価益 ／(損) (米ドル)
	米国 (続き)		
(4,857)	RCM Technologies Inc	Goldman Sachs	(8,840)
(2,617)	RE/MAX Holdings Inc 'A'	Barclays Bank	1,309
(7,043)	RE/MAX Holdings Inc 'A'	Goldman Sachs	916
(22,599)	RE/MAX Holdings Inc 'A'	HSBC	7,458
(497)	Reading International Inc 'A'	Bank of America Merrill Lynch	75
(30,500)	Reading International Inc 'A'	HSBC	8,845
(10,422)	Ready Capital Corp (REIT)	Bank of America Merrill Lynch	(984)
(103,923)	Ready Capital Corp (REIT)	Barclays Bank	53,902
(66,087)	Ready Capital Corp (REIT)	Goldman Sachs	5,946
(90,876)	Ready Capital Corp (REIT)	HSBC	4,301
(12,492)	Ready Capital Corp (REIT)	Morgan Stanley	3,869
(27,713)	RealReal Inc	Bank of America Merrill Lynch	(416)
(8,842)	RealReal Inc	HSBC	486
(19,640)	Realty Income Corp (REIT)	Bank of America Merrill Lynch	48,943
(81,229)	Realty Income Corp (REIT)	Barclays Bank	107,565
(19,045)	Realty Income Corp (REIT)	Goldman Sachs	56,373
(14,600)	Realty Income Corp (REIT)	HSBC	43,505
(4,041)	Realty Income Corp (REIT)	Morgan Stanley	5,320
(1,127)	Reata Pharmaceuticals Inc 'A'	Bank of America Merrill Lynch	(6,955)
(322)	Reata Pharmaceuticals Inc 'A'	Barclays Bank	(3,249)
(475)	Reata Pharmaceuticals Inc 'A'	Goldman Sachs	(2,332)
(610)	Reata Pharmaceuticals Inc 'A'	HSBC	9,315
(1,151)	Reata Pharmaceuticals Inc 'A'	Morgan Stanley	(11,614)
5,476	Recursion Pharmaceuticals Inc 'A'	Bank of America Merrill Lynch	17,030
7,139	Recursion Pharmaceuticals Inc 'A'	Barclays Bank	4,212
19,631	Recursion Pharmaceuticals Inc 'A'	Goldman Sachs	61,052
14,372	Recursion Pharmaceuticals Inc 'A'	HSBC	44,697
9,029	Recursion Pharmaceuticals Inc 'A'	Morgan Stanley	5,327
(7,878)	Red River Bancshares Inc	Barclays Bank	(2,757)
(5,008)	Red River Bancshares Inc	Goldman Sachs	(29,848)
(3,874)	Red River Bancshares Inc	HSBC	(24,639)
(5,086)	Red River Bancshares Inc	Morgan Stanley	(1,780)
(13,157)	Red Robin Gourmet Burgers Inc	Morgan Stanley	18,551
2,940	Red Rock Resorts Inc 'A'	Bank of America Merrill Lynch	(3,557)
(533)	Red Rock Resorts Inc 'A'	Bank of America Merrill Lynch	247
4,094	Red Rock Resorts Inc 'A'	Barclays Bank	(7,041)
(364)	Red Rock Resorts Inc 'A'	Barclays Bank	300
5,663	Red Rock Resorts Inc 'A'	HSBC	(12,402)
(3,549)	Red Rock Resorts Inc 'A'	HSBC	7,772
5,498	Red Rock Resorts Inc 'A'	Morgan Stanley	(9,457)
(2,461)	Red Rock Resorts Inc 'A'	Morgan Stanley	1,700
(9,248)	Red Violet Inc	Barclays Bank	25,987
(2,028)	Red Violet Inc	HSBC	(6,632)
7,417	Redfin Corp	Barclays Bank	(10,013)
(49,923)	Redwood Trust Inc (REIT)	Barclays Bank	1,498

保有高	銘柄	取引相手	未実現純評価益 ／(損) (米ドル)
	米国 (続き)		
(66,897)	Redwood Trust Inc (REIT)	Goldman Sachs	(14,048)
(18,721)	Redwood Trust Inc (REIT)	HSBC	(2,059)
(3,527)	Regal Rexnord Corp	Bank of America Merrill Lynch	(13,561)
(3,307)	Regal Rexnord Corp	Barclays Bank	5,853
1,307	Regal Rexnord Corp	Barclays Bank	(2,313)
606	Regal Rexnord Corp	Goldman Sachs	2,273
(4,331)	Regal Rexnord Corp	HSBC	(12,036)
(6,661)	Regal Rexnord Corp	Morgan Stanley	11,789
6,015	Regency Centers Corp (REIT)	Bank of America Merrill Lynch	(19,368)
1,890	Regency Centers Corp (REIT)	Barclays Bank	(61)
18,491	Regency Centers Corp (REIT)	Goldman Sachs	(59,541)
35,122	Regency Centers Corp (REIT)	HSBC	(113,434)
13,144	Regency Centers Corp (REIT)	Morgan Stanley	(25,401)
379	Regeneron Pharmaceuticals Inc	Bank of America Merrill Lynch	(7,243)
806	Regeneron Pharmaceuticals Inc	Barclays Bank	(13,432)
260	Regeneron Pharmaceuticals Inc	Goldman Sachs	(4,920)
743	Regeneron Pharmaceuticals Inc	HSBC	(14,576)
428	Regeneron Pharmaceuticals Inc	Morgan Stanley	(8,410)
1,659	REGENXBIO Inc	Goldman Sachs	(7,399)
26,573	REGENXBIO Inc	HSBC	(31,888)
25,157	REGENXBIO Inc	Morgan Stanley	(82,515)
4,283	Regional Management Corp	Bank of America Merrill Lynch	2,142
7,980	Regional Management Corp	Barclays Bank	(479)
13,736	Regional Management Corp	Goldman Sachs	6,868
7,106	Regional Management Corp	HSBC	(2,061)
22,079	Regional Management Corp	Morgan Stanley	(1,325)
(32,497)	Regions Financial Corp	HSBC	(42,896)
(42,521)	Regions Financial Corp	Morgan Stanley	(8,929)
744	Reinsurance Group of America Inc	Bank of America Merrill Lynch	(6,331)
3,525	Reinsurance Group of America Inc	Barclays Bank	(29,927)
9,216	Reinsurance Group of America Inc	Goldman Sachs	(78,428)
403	Reinsurance Group of America Inc	Morgan Stanley	(883)
(59,920)	Rekor Systems Inc	Bank of America Merrill Lynch	(15,579)
(24,176)	Rekor Systems Inc	Barclays Bank	967
(4,322)	Rekor Systems Inc	HSBC	(692)
(226)	Rekor Systems Inc	Morgan Stanley	9
13,380	Relay Therapeutics Inc	Barclays Bank	(3,880)
7,095	Relay Therapeutics Inc	HSBC	(71)
11,793	Relay Therapeutics Inc	Morgan Stanley	(3,420)
330	Reliance Steel & Aluminum Co	Bank of America Merrill Lynch	(4,086)
331	Reliance Steel & Aluminum Co	Barclays Bank	(4,098)
(17,679)	Relmada Therapeutics Inc	Bank of America Merrill Lynch	2,475
(4,406)	Relmada Therapeutics Inc	Barclays Bank	1,630
(9,251)	Relmada Therapeutics Inc	Goldman Sachs	1,295
(5,930)	Relmada Therapeutics Inc	HSBC	3,499

保有高	銘柄	取引相手	未実現純評価益 ／(損) (米ドル)
	米国(続き)		
(891)	Remitly Global Inc	Bank of America Merrill Lynch	1,337
(1,843)	Remitly Global Inc	Barclays Bank	2,304
(5,268)	Remitly Global Inc	HSBC	3,582
(9,404)	Remitly Global Inc	Morgan Stanley	11,755
1,245	RenaissanceRe Holdings Ltd	Bank of America Merrill Lynch	(15,367)
899	RenaissanceRe Holdings Ltd	Barclays Bank	(292)
1,698	RenaissanceRe Holdings Ltd	HSBC	(26,468)
(9,866)	Renasant Corp	Bank of America Merrill Lynch	(17,660)
(15,477)	Renasant Corp	Barclays Bank	(2,012)
(26,983)	Renasant Corp	Goldman Sachs	(48,300)
(16,378)	Renasant Corp	HSBC	(17,033)
(5,956)	Renasant Corp	Morgan Stanley	(774)
549	Reneo Pharmaceuticals Inc	Bank of America Merrill Lynch	(55)
670	Reneo Pharmaceuticals Inc	Barclays Bank	(74)
519	Reneo Pharmaceuticals Inc	Morgan Stanley	(57)
7,976	Rent the Runway Inc 'A'	Morgan Stanley	(4,307)
(18,799)	Rentech Inc*	Morgan Stanley	56
19,357	Repay Holdings Corp	Bank of America Merrill Lynch	(19,744)
8,577	Repay Holdings Corp	Barclays Bank	(5,747)
23,079	Repay Holdings Corp	Goldman Sachs	(23,541)
18,107	Repay Holdings Corp	HSBC	(2,535)
(4,528)	Repligen Corp	Bank of America Merrill Lynch	(76,885)
(2,655)	Repligen Corp	Barclays Bank	(10,480)
269	Repligen Corp	Barclays Bank	1,149
(478)	Repligen Corp	HSBC	(6,893)
(820)	Repligen Corp	Morgan Stanley	(3,817)
5,467	Replimune Group Inc	Bank of America Merrill Lynch	656
13,574	Replimune Group Inc	HSBC	10,136
3,047	Replimune Group Inc	Morgan Stanley	(2,559)
(1,840)	Republic Bancorp Inc 'A'	Bank of America Merrill Lynch	(7,047)
(10,733)	Republic Bancorp Inc 'A'	Barclays Bank	(25,008)
(11,740)	Republic Bancorp Inc 'A'	Goldman Sachs	(44,964)
(4,459)	Republic Bancorp Inc 'A'	HSBC	(17,791)
57,961	Republic First Bancorp Inc	Barclays Bank	(1,159)
(174)	Republic Services Inc	Barclays Bank	331
(6,948)	Republic Services Inc	Morgan Stanley	13,201
(14,831)	Research Frontiers Inc	Barclays Bank	(1,186)
(14,789)	Research Frontiers Inc	HSBC	(2,958)
(66,270)	Research Frontiers Inc	Morgan Stanley	(5,302)
2,614	Reservoir Media Inc	Morgan Stanley	131
(2,909)	Resideo Technologies Inc	Bank of America Merrill Lynch	1,251
(31,697)	Resideo Technologies Inc	Barclays Bank	29,478
(2,726)	Resideo Technologies Inc	Goldman Sachs	1,172
(27,093)	Resideo Technologies Inc	HSBC	6,773
(7,231)	Resideo Technologies Inc	Morgan Stanley	6,725

保有高	銘柄	取引相手	未実現純評価益 ／(損) (米ドル)
	米国(続き)		
9,098	ResMed Inc	Barclays Bank	(153,301)
(539)	ResMed Inc	Barclays Bank	9,082
(996)	ResMed Inc	HSBC	23,994
(181)	ResMed Inc	Morgan Stanley	3,050
2,631	Resolute Forest Products Inc*	Goldman Sachs	—
(28,385)	Resources Connection Inc	Barclays Bank	10,786
(9,537)	Resources Connection Inc	HSBC	(3,383)
(10,490)	Resources Connection Inc	Morgan Stanley	2,650
(4,311)	Retail Opportunity Investments Corp (REIT)	Bank of America Merrill Lynch	1,768
(11,514)	Retail Opportunity Investments Corp (REIT)	HSBC	6,825
(15,885)	REV Group Inc	Bank of America Merrill Lynch	(2,383)
(62,565)	REV Group Inc	Barclays Bank	14,390
(43,925)	REV Group Inc	Goldman Sachs	(6,589)
(9,345)	REV Group Inc	HSBC	2,804
(21,835)	REV Group Inc	Morgan Stanley	5,022
(3,090)	Revance Therapeutics Inc	Barclays Bank	6,551
(8,916)	REVOLUTION Medicines Inc	Barclays Bank	12,572
(8,375)	REVOLUTION Medicines Inc	Goldman Sachs	10,553
16,676	Revolve Group Inc	Bank of America Merrill Lynch	(3,991)
5,460	Revolve Group Inc	Morgan Stanley	(147)
(2,492)	Revvity Inc	Bank of America Merrill Lynch	9,069
(1,142)	Revvity Inc	Barclays Bank	4,954
(789)	Revvity Inc	HSBC	1,596
(15,504)	Revvity Inc	Morgan Stanley	79,226
(7,769)	REX American Resources Corp	Barclays Bank	(23,152)
(8,217)	REX American Resources Corp	Goldman Sachs	(41,578)
(1,120)	REX American Resources Corp	HSBC	(6,395)
17,055	Rexford Industrial Realty Inc (REIT)	Bank of America Merrill Lynch	(384)
6,196	Rexford Industrial Realty Inc (REIT)	Barclays Bank	2,937
6,373	Rexford Industrial Realty Inc (REIT)	Goldman Sachs	2,723
17,986	Rexford Industrial Realty Inc (REIT)	HSBC	(18,207)
17,381	Rexford Industrial Realty Inc (REIT)	Morgan Stanley	9,163
15,091	Reynolds Consumer Products Inc	Barclays Bank	(5,885)
3,424	Reynolds Consumer Products Inc	HSBC	(103)
(5,830)	RGC Resources Inc	Bank of America Merrill Lynch	(13,526)
(6,892)	RGC Resources Inc	Barclays Bank	(14,818)
(7,553)	RGC Resources Inc	Goldman Sachs	(17,523)
(7,122)	RGC Resources Inc	HSBC	(13,104)
(1,568)	RH	Bank of America Merrill Lynch	19,835
(6,379)	RH	Barclays Bank	30,046
(3,035)	RH	Goldman Sachs	38,393
(2,171)	RH	HSBC	11,810
(2,109)	RH	Morgan Stanley	9,933
11,002	Ribbon Communications Inc	Barclays Bank	(1,430)
20,885	Ribbon Communications Inc	Goldman Sachs	3,550

保有高	銘柄	取引相手	未実現純評価益 ／(損) (米ドル)
	米国 (続き)		
25,696	Ribbon Communications Inc	HSBC	5,396
(8,755)	Richardson Electronics Ltd	Barclays Bank	14,796
(5,399)	Richardson Electronics Ltd	Goldman Sachs	1,890
9,295	Richmond Mutual BanCorp Inc	Barclays Bank	(2,556)
25,124	Richmond Mutual BanCorp Inc	Goldman Sachs	18,592
17,568	Rigel Pharmaceuticals Inc	Bank of America Merrill Lynch	(88)
11,375	Rigel Pharmaceuticals Inc	Barclays Bank	(2,332)
12,254	Rigel Pharmaceuticals Inc	Goldman Sachs	(61)
20,972	Rigel Pharmaceuticals Inc	HSBC	3,041
(21,112)	Riley Exploration Permian Inc	Goldman Sachs	125,194
(1,423)	Riley Exploration Permian Inc	HSBC	15,667
(1,357)	Riley Exploration Permian Inc	Morgan Stanley	7,287
(10,720)	Rimini Street Inc	Barclays Bank	(4,717)
(15,143)	Rimini Street Inc	Goldman Sachs	(11,206)
(18,298)	Rimini Street Inc	HSBC	(9,881)
(210,824)	Ring Energy Inc	Bank of America Merrill Lynch	14,758
(57,522)	Ring Energy Inc	HSBC	6,903
(116,173)	Ring Energy Inc	Morgan Stanley	20,911
29,703	RingCentral Inc ' A'	Bank of America Merrill Lynch	192,475
25,659	RingCentral Inc ' A'	Barclays Bank	73,384
6,338	RingCentral Inc ' A'	HSBC	51,908
7,642	RingCentral Inc ' A'	Morgan Stanley	21,856
(23,392)	Riot Platforms Inc	Barclays Bank	8,421
(55,117)	Rite Aid Corp	Bank of America Merrill Lynch	4,961
(4,512)	Rite Aid Corp	Goldman Sachs	406
(51,067)	Rite Aid Corp	Morgan Stanley	9,192
(208,642)	Rithm Capital Corp (REIT)	Barclays Bank	8,346
(259,543)	Rithm Capital Corp (REIT)	Goldman Sachs	(36,336)
(40,949)	Rithm Capital Corp (REIT)	HSBC	(9,009)
81,353	Riverview Bancorp Inc	Bank of America Merrill Lynch	43,117
22,637	Riverview Bancorp Inc	Goldman Sachs	11,998
19,835	Riverview Bancorp Inc	Morgan Stanley	7,934
(58,589)	Rivian Automotive Inc ' A'	Bank of America Merrill Lynch	(74,994)
(9,618)	Rivian Automotive Inc ' A'	Goldman Sachs	(12,311)
(34,588)	Rivian Automotive Inc ' A'	Morgan Stanley	(16,948)
(1,625)	RLI Corp	Bank of America Merrill Lynch	10,418
(7,384)	RLI Corp	Barclays Bank	29,876
(726)	RLI Corp	Goldman Sachs	939
(17,264)	RLI Corp	HSBC	200,378
(22,889)	RLI Corp	Morgan Stanley	108,036
56,843	RLJ Lodging Trust (REIT)	Bank of America Merrill Lynch	(28,990)
19,738	RLJ Lodging Trust (REIT)	Barclays Bank	(9,277)
33,081	RLJ Lodging Trust (REIT)	Goldman Sachs	(11,506)
61,422	RLJ Lodging Trust (REIT)	HSBC	(33,782)
50,818	RLJ Lodging Trust (REIT)	Morgan Stanley	(19,057)

保有高	銘柄	取引相手	未実現純評価益 ／(損) (米ドル)
	米国(続き)		
35,929	RMR Group Inc ' A'	Barclays Bank	(9,342)
7,100	RMR Group Inc ' A'	HSBC	(4,189)
(6,216)	Roadrunner Transportation Systems Inc	Bank of America Merrill Lynch	(5,532)
2,443	Robert Half International Inc	Bank of America Merrill Lynch	(4,693)
6,046	Robert Half International Inc	Barclays Bank	(12,341)
1,513	Robert Half International Inc	Goldman Sachs	(4,238)
(20,093)	Robinhood Markets Inc ' A'	Barclays Bank	(4,420)
2,390	Robinhood Markets Inc ' A'	Goldman Sachs	891
(10,209)	Robinhood Markets Inc ' A'	HSBC	(715)
(158)	ROBLOX Corp ' A'	Bank of America Merrill Lynch	(221)
10,630	ROBLOX Corp ' A'	Barclays Bank	9,354
(866)	ROBLOX Corp ' A'	HSBC	(3,542)
3,744	ROBLOX Corp ' A'	Morgan Stanley	3,295
(1,442)	ROBLOX Corp ' A'	Morgan Stanley	(1,269)
(89,158)	Rocket Lab USA Inc	Barclays Bank	36,109
(70,961)	Rocket Lab USA Inc	HSBC	(49,318)
(69,562)	Rocket Lab USA Inc	Morgan Stanley	28,173
(14,175)	Rocket Pharmaceuticals Inc	Barclays Bank	18,286
(11,683)	Rocket Pharmaceuticals Inc	HSBC	8,645
(1,240)	Rocket Pharmaceuticals Inc	Morgan Stanley	1,600
(2,046)	Rockwell Automation Inc	Barclays Bank	2,005
371	Rockwell Automation Inc	Goldman Sachs	(1,761)
(1,010)	Rockwell Automation Inc	Goldman Sachs	(7,424)
559	Rockwell Automation Inc	Morgan Stanley	4,502
(1,880)	Rockwell Automation Inc	Morgan Stanley	1,842
(1,810)	Rockwell Medical Inc	Bank of America Merrill Lynch	(688)
(725)	Rockwell Medical Inc	Barclays Bank	(160)
(7,942)	Rockwell Medical Inc	Morgan Stanley	(1,747)
(3,097)	Rocky Brands Inc	Bank of America Merrill Lynch	(1,239)
(6,844)	Rocky Brands Inc	Barclays Bank	(3,354)
(5,884)	Rocky Brands Inc	Goldman Sachs	(2,354)
(8,198)	Rocky Brands Inc	HSBC	1,886
(3,266)	Rogers Corp	Barclays Bank	—
(7,049)	Rogers Corp	HSBC	24,178
5,841	Roku Inc	Bank of America Merrill Lynch	19,158
9,650	Roku Inc	Barclays Bank	6,562
651	Roku Inc	Goldman Sachs	2,135
6,848	Roku Inc	HSBC	10,888
3,084	Roku Inc	Morgan Stanley	2,097
7,520	Rollins Inc	Bank of America Merrill Lynch	(18,833)
22,414	Rollins Inc	Barclays Bank	(33,640)
14,965	Rollins Inc	Goldman Sachs	(42,768)
32,583	Rollins Inc	HSBC	(87,159)
39,469	Rollins Inc	Morgan Stanley	(66,900)
(17,265)	Root Inc ' A'	Barclays Bank	—

保有高	銘柄	取引相手	未実現純評価益 ／(損) (米ドル)
	米国 (続き)		
(57)	Roper Technologies Inc	Barclays Bank	299
(7,214)	Roper Technologies Inc	Goldman Sachs	68,639
(165)	Roper Technologies Inc	HSBC	1,026
(6,506)	Ross Stores Inc	Bank of America Merrill Lynch	12,557
(4,361)	Ross Stores Inc	Goldman Sachs	8,417
(1,974)	Ross Stores Inc	HSBC	(1,021)
(7,851)	Ross Stores Inc	Morgan Stanley	16,958
12,151	Rover Group Inc	Barclays Bank	214
6,229	Rover Group Inc	Goldman Sachs	12
30,688	Rover Group Inc	HSBC	(3,864)
20,644	Rover Group Inc	Morgan Stanley	246
1,094	Royal Caribbean Cruises Ltd	Bank of America Merrill Lynch	4,453
3,918	Royal Caribbean Cruises Ltd	Barclays Bank	(528)
1,366	Royal Caribbean Cruises Ltd	Goldman Sachs	1,821
1,815	Royal Caribbean Cruises Ltd	HSBC	4,783
3,715	Royal Caribbean Cruises Ltd	Morgan Stanley	5,623
(1,361)	Royal Gold Inc	Goldman Sachs	20,388
2,764	Royal Gold Inc	Morgan Stanley	(18,132)
5,993	Royalty Pharma Plc ' A'	Bank of America Merrill Lynch	(10,068)
(2,043)	Royalty Pharma Plc ' A'	Bank of America Merrill Lynch	3,432
6,016	Royalty Pharma Plc ' A'	Barclays Bank	(4,392)
(9,828)	Royalty Pharma Plc ' A'	Barclays Bank	7,174
10,763	Royalty Pharma Plc ' A'	Goldman Sachs	(18,082)
10,050	Royalty Pharma Plc ' A'	HSBC	(28,844)
(2,063)	Royalty Pharma Plc ' A'	HSBC	5,921
48,886	Royalty Pharma Plc ' A'	Morgan Stanley	(35,687)
(10,669)	Royalty Pharma Plc ' A'	Morgan Stanley	7,788
41,434	RPC Inc	Bank of America Merrill Lynch	(7,458)
10,155	RPC Inc	Barclays Bank	(5,687)
1,635	RPC Inc	Goldman Sachs	(294)
5,291	RPC Inc	HSBC	(1,058)
20,423	RPC Inc	Morgan Stanley	(11,437)
5,235	RPM International Inc	Barclays Bank	(105)
(14,189)	RPM International Inc	Goldman Sachs	14,331
2,436	RPM International Inc	Goldman Sachs	(2,460)
1,337	RPM International Inc	HSBC	(1,070)
2,628	RPM International Inc	Morgan Stanley	(53)
67,561	RPT Realty (REIT)	Barclays Bank	(8,783)
84,117	RPT Realty (REIT)	Goldman Sachs	9,253
54,376	RPT Realty (REIT)	HSBC	2,175
(2,607)	RumbleON Inc ' B'	Bank of America Merrill Lynch	(4,093)
(26,024)	RumbleON Inc ' B'	Barclays Bank	5,465
(10,894)	RumbleON Inc ' B'	Morgan Stanley	2,288
28,675	Rush Enterprises Inc ' A'	Barclays Bank	8,029
7,337	Rush Enterprises Inc ' A'	Goldman Sachs	1,467

保有高	銘柄	取引相手	未実現純評価益 ／(損) (米ドル)
	米国(続き)		
11,183	Rush Enterprises Inc ' B'	Barclays Bank	(3,355)
5,451	Rush Enterprises Inc ' B'	Goldman Sachs	4,742
2,169	Rush Enterprises Inc ' B'	HSBC	4,707
153	Rush Enterprises Inc ' B'	Morgan Stanley	(46)
12,521	Rush Street Interactive Inc	Bank of America Merrill Lynch	(1,878)
26,002	Rush Street Interactive Inc	Barclays Bank	(9,101)
17,990	Rush Street Interactive Inc	Goldman Sachs	(2,699)
9,299	Rush Street Interactive Inc	Morgan Stanley	(3,255)
3,125	Ruth' s Hospitality Group Inc	Bank of America Merrill Lynch	203
14,047	Ruth' s Hospitality Group Inc	Barclays Bank	351
29,507	RXO Inc	Bank of America Merrill Lynch	43,080
16,567	RXO Inc	Barclays Bank	11,100
33,919	RXO Inc	Goldman Sachs	49,522
5,264	RXO Inc	HSBC	6,896
16,545	RXO Inc	Morgan Stanley	11,085
(2,098)	RxSight Inc	Barclays Bank	2,455
(23,333)	RxSight Inc	Goldman Sachs	(52,966)
(16,059)	Ryan Specialty Holdings Inc	Bank of America Merrill Lynch	64,878
(18,319)	Ryan Specialty Holdings Inc	Goldman Sachs	74,009
(4,872)	Ryan Specialty Holdings Inc	HSBC	16,029
(30,790)	Ryan Specialty Holdings Inc	Morgan Stanley	129,626
5,671	Ryder System Inc	Barclays Bank	(6,408)
1,232	Ryerson Holding Corp	Bank of America Merrill Lynch	(1,388)
1,363	Ryerson Holding Corp	Barclays Bank	(3,298)
5,229	Ryerson Holding Corp	Goldman Sachs	(3,556)
7,705	Ryerson Holding Corp	HSBC	(7,501)
1,849	Ryerson Holding Corp	Morgan Stanley	(4,219)
4,714	Ryman Hospitality Properties Inc (REIT)	Bank of America Merrill Lynch	(17,913)
(563)	Ryman Hospitality Properties Inc (REIT)	Barclays Bank	1,019
4,200	Ryman Hospitality Properties Inc (REIT)	Barclays Bank	(7,602)
5,648	Ryman Hospitality Properties Inc (REIT)	Goldman Sachs	(21,462)
(808)	Ryman Hospitality Properties Inc (REIT)	Goldman Sachs	3,070
14,705	Ryman Hospitality Properties Inc (REIT)	HSBC	(59,996)
(1,273)	Ryman Hospitality Properties Inc (REIT)	HSBC	5,194
(769)	Ryman Hospitality Properties Inc (REIT)	Morgan Stanley	1,392
1,770	Ryman Hospitality Properties Inc (REIT)	Morgan Stanley	(3,204)
2,976	S&P Global Inc	Barclays Bank	(31,218)
393	S&P Global Inc	HSBC	2,625
2,192	S&P Global Inc	Morgan Stanley	(22,994)
(17,308)	S&T Bancorp Inc	Bank of America Merrill Lynch	(8,461)
(6,540)	S&T Bancorp Inc	Barclays Bank	1,086
(3,059)	S&T Bancorp Inc	HSBC	(831)
(8,580)	S&T Bancorp Inc	Morgan Stanley	1,474
(66,317)	Sabra Health Care Inc (REIT)	Barclays Bank	5,968
(48,960)	Sabra Health Care Inc (REIT)	Goldman Sachs	22,522

保有高	銘柄	取引相手	未実現純評価益 ／(損) (米ドル)
	米国 (続き)		
(30,674)	Sabra Health Care Inc (REIT)	HSBC	17,632
(9,928)	Sabra Health Care Inc (REIT)	Morgan Stanley	894
(7,933)	Sabre Corp	Bank of America Merrill Lynch	2,737
(40,849)	Sabre Corp	Barclays Bank	20,629
(936)	Sabre Corp	HSBC	548
(70,186)	Sabre Corp	Morgan Stanley	35,444
(20,670)	Safe Bulkers Inc	Barclays Bank	9,508
(18,078)	Safe Bulkers Inc	Goldman Sachs	5,966
(52,013)	Safe Bulkers Inc	HSBC	24,966
(120,812)	Safeguard Scientifics Inc	Bank of America Merrill Lynch	8,457
(7,047)	Safety Insurance Group Inc	Barclays Bank	(6,413)
(11,950)	Safety Insurance Group Inc	Goldman Sachs	(54,373)
(3,087)	Safety Insurance Group Inc	HSBC	(12,718)
6,123	Saga Communications Inc ' A'	Goldman Sachs	(4,776)
235	Saga Communications Inc ' A'	HSBC	(414)
1,547	Saga Communications Inc ' A'	Morgan Stanley	588
(6,501)	Sage Therapeutics Inc	Barclays Bank	21,583
(1,091)	Sage Therapeutics Inc	Goldman Sachs	3,535
(3,137)	Sage Therapeutics Inc	HSBC	4,423
(112)	Saia Inc	Bank of America Merrill Lynch	(740)
(2,815)	Saia Inc	Barclays Bank	(25,195)
712	Saia Inc	Goldman Sachs	4,706
264	Saia Inc	HSBC	(1,238)
2,122	Salesforce Inc	Barclays Bank	21,475
(2,397)	Salesforce Inc	Barclays Bank	(24,258)
1,921	Salesforce Inc	HSBC	43,184
2,119	Salesforce Inc	Morgan Stanley	21,444
(1,164)	Salesforce Inc	Morgan Stanley	(11,780)
9,129	Salisbury Bancorp Inc	Barclays Bank	(9,312)
5,287	Salisbury Bancorp Inc	Goldman Sachs	7,666
(5,462)	Sally Beauty Holdings Inc	Barclays Bank	(1,693)
(8,297)	Sally Beauty Holdings Inc	Goldman Sachs	249
(5,904)	Sally Beauty Holdings Inc	HSBC	(649)
(4,606)	Samsara Inc ' A'	Bank of America Merrill Lynch	2,111
(3,621)	Samsara Inc ' A'	Barclays Bank	3,078
(1,736)	Samsara Inc ' A'	HSBC	(146)
(17,355)	Samsara Inc ' A'	Morgan Stanley	11,546
20,640	Sana Biotechnology Inc	Barclays Bank	(34,882)
(786)	Sanara Medtech Inc	Bank of America Merrill Lynch	6,319
(859)	Sanara Medtech Inc	Barclays Bank	2,122
(2,391)	Sanara Medtech Inc	Morgan Stanley	5,906
11,726	SandRidge Energy Inc	Barclays Bank	(45,966)
14,030	Sandy Spring Bancorp Inc	Barclays Bank	(5,191)
35,753	Sangamo Therapeutics Inc	Bank of America Merrill Lynch	(6,793)
117,275	Sangamo Therapeutics Inc	Barclays Bank	(24,628)

保有高	銘柄	取引相手	未実現純評価益 ／ (損) (米ドル)
	米国 (続き)		
66,785	Sangamo Therapeutics Inc	Goldman Sachs	(12,689)
44,952	Sangamo Therapeutics Inc	HSBC	(5,394)
41,204	Sangamo Therapeutics Inc	Morgan Stanley	(8,653)
13,860	Sanmina Corp	Barclays Bank	34,234
27,555	Sanmina Corp	HSBC	14,053
(11,995)	Sapiens International Corp NV	Barclays Bank	(8,756)
(1,286)	Sapiens International Corp NV	HSBC	(2,958)
(50,320)	Sarcos Technology & Robotics Corp	HSBC	669
(6,039)	Sarcos Technology & Robotics Corp	Morgan Stanley	(195)
(366)	Sarepta Therapeutics Inc	Barclays Bank	9,026
(186)	Sarepta Therapeutics Inc	Goldman Sachs	4,592
(2,192)	Sarepta Therapeutics Inc	HSBC	53,385
(187)	Sarepta Therapeutics Inc	Morgan Stanley	4,611
(21,417)	Saul Centers Inc (REIT)	Barclays Bank	29,555
(5,580)	Saul Centers Inc (REIT)	Goldman Sachs	2,065
(58,571)	Savara Inc	Barclays Bank	(2,343)
(2,370)	SB Financial Group Inc	Barclays Bank	(616)
2,008	SBA Communications Corp (REIT)	Bank of America Merrill Lynch	(29,598)
1,786	SBA Communications Corp (REIT)	Barclays Bank	(28,433)
4,855	SBA Communications Corp (REIT)	HSBC	(61,124)
9,844	SBA Communications Corp (REIT)	Morgan Stanley	(156,716)
6,704	ScanSource Inc	Bank of America Merrill Lynch	(939)
17,892	ScanSource Inc	Barclays Bank	(11,809)
3,337	ScanSource Inc	Goldman Sachs	(467)
1,913	ScanSource Inc	HSBC	4,323
7,656	Schlumberger NV	Bank of America Merrill Lynch	(8,412)
1,605	Schlumberger NV	Barclays Bank	(4,414)
(5,031)	Schlumberger NV	Morgan Stanley	13,835
2,920	Schlumberger NV	Morgan Stanley	(8,030)
5,259	Schneider National Inc ' B'	Bank of America Merrill Lynch	(2,261)
58,821	Schneider National Inc ' B'	Barclays Bank	(9,411)
31,453	Schneider National Inc ' B'	Goldman Sachs	(13,525)
38,162	Schneider National Inc ' B'	HSBC	(20,226)
57,776	Schneider National Inc ' B'	Morgan Stanley	(9,244)
7,762	Schnitzer Steel Industries Inc ' A'	Barclays Bank	(14,670)
18,269	Schnitzer Steel Industries Inc ' A'	Goldman Sachs	(13,154)
12,181	Schnitzer Steel Industries Inc ' A'	Morgan Stanley	(23,022)
7,283	Scholar Rock Holding Corp	Barclays Bank	(12,527)
8,731	Scholar Rock Holding Corp	Goldman Sachs	(22,351)
(9,648)	Scholastic Corp	Bank of America Merrill Lynch	(5,982)
(925)	Scholastic Corp	Barclays Bank	444
(5,994)	Scholastic Corp	HSBC	(24,276)
(1,969)	Schrodinger Inc	Bank of America Merrill Lynch	(14,256)
(2,860)	Schrodinger Inc	Barclays Bank	11,526
(1,230)	Schrodinger Inc	HSBC	(8,831)

保有高	銘柄	取引相手	未実現純評価益 ／(損) (米ドル)
	米国(続き)		
(5,815)	Schrodinger Inc	Morgan Stanley	23,434
(10,801)	Science Applications International Corp	Barclays Bank	6,583
(6,325)	Science Applications International Corp	Goldman Sachs	10,879
(15,703)	Science Applications International Corp	HSBC	28,108
(13,364)	Science Applications International Corp	Morgan Stanley	2,143
8,656	Scilex Holding Co*	HSBC	49,329
5,438	Scilex Holding Co	HSBC	3,807
16,388	Sciplay Corp ' A'	Bank of America Merrill Lynch	50,803
28,898	Sciplay Corp ' A'	HSBC	73,910
23,327	Sciplay Corp ' A'	Morgan Stanley	(3,732)
6,624	Scorpio Tankers Inc	Barclays Bank	(18,481)
2,694	Scorpio Tankers Inc	Morgan Stanley	(6,869)
3,052	Scotts Miracle-Gro Co	Bank of America Merrill Lynch	(13,377)
1,023	Scotts Miracle-Gro Co	Barclays Bank	(2,569)
5,896	Scotts Miracle-Gro Co	Goldman Sachs	(20,453)
8,757	Scotts Miracle-Gro Co	HSBC	(73,471)
2,617	Scotts Miracle-Gro Co	Morgan Stanley	(12,143)
(6,478)	scPharmaceuticals Inc	Bank of America Merrill Lynch	8,292
(15,143)	scPharmaceuticals Inc	Barclays Bank	13,174
(8,575)	Sculptor Capital Management Inc	Bank of America Merrill Lynch	(3,602)
(31,121)	Sculptor Capital Management Inc	Barclays Bank	(4,979)
(28,643)	Sculptor Capital Management Inc	HSBC	(5,156)
9	Seaboard Corp	Bank of America Merrill Lynch	261
9	Seaboard Corp	Barclays Bank	(459)
(69)	Seaboard Corp	Barclays Bank	3,520
(62)	Seaboard Corp	Goldman Sachs	(1,797)
44	Seaboard Corp	Goldman Sachs	1,276
(154)	Seaboard Corp	Morgan Stanley	7,856
16	Seaboard Corp	Morgan Stanley	(816)
(5,399)	SeaChange International Inc	Bank of America Merrill Lynch	260
7,778	SEACOR Marine Holdings Inc	Goldman Sachs	1,167
(7,434)	Seagate Technology Holdings Plc	Barclays Bank	28,844
(13,615)	Seagate Technology Holdings Plc	HSBC	(29,440)
(4,405)	Sealed Air Corp	Bank of America Merrill Lynch	17,528
(31,598)	Sealed Air Corp	Barclays Bank	118,177
(25,733)	Sealed Air Corp	Goldman Sachs	113,225
(9,895)	Sealed Air Corp	HSBC	47,249
(14,886)	Sealed Air Corp	Morgan Stanley	55,674
(541)	SeaWorld Entertainment Inc	Bank of America Merrill Lynch	(997)
(17,193)	SeaWorld Entertainment Inc	Barclays Bank	6,516
(7,120)	SeaWorld Entertainment Inc	HSBC	966
(1,405)	SecureWorks Corp ' A'	Bank of America Merrill Lynch	183
(14,162)	SecureWorks Corp ' A'	Morgan Stanley	7,647
6,283	Security National Financial Corp ' A'	Bank of America Merrill Lynch	(660)
27,425	Security National Financial Corp ' A'	Barclays Bank	20,980

保有高	銘柄	取引相手	未実現純評価益 ／(損) (米ドル)
	米国(続き)		
26,946	Security National Financial Corp 'A'	Goldman Sachs	(2,829)
5,378	Security National Financial Corp 'A'	HSBC	(350)
9,301	Security National Financial Corp 'A'	Morgan Stanley	7,115
(2,073)	Seelos Therapeutics Inc	Bank of America Merrill Lynch	91
(11,310)	Seelos Therapeutics Inc	Barclays Bank	1,465
31,471	Seer Inc	Bank of America Merrill Lynch	14,162
11,924	Seer Inc	Barclays Bank	(2,385)
21,635	Seer Inc	Goldman Sachs	9,736
16,967	Seer Inc	HSBC	3,224
36,245	Seer Inc	Morgan Stanley	(7,249)
1,846	SEI Investments Co	Bank of America Merrill Lynch	(1,285)
17,217	SEI Investments Co	Barclays Bank	(10,369)
9,492	SEI Investments Co	Goldman Sachs	(9,777)
12,031	SEI Investments Co	HSBC	(4,322)
(2,327)	Select Medical Holdings Corp	Bank of America Merrill Lynch	2,513
(42,299)	Select Medical Holdings Corp	Barclays Bank	57,950
(6,411)	Select Medical Holdings Corp	Goldman Sachs	6,924
(14,306)	Select Medical Holdings Corp	HSBC	37,339
(3,307)	Select Water Solutions Inc	Bank of America Merrill Lynch	761
(42,493)	Select Water Solutions Inc	HSBC	9,144
(20,247)	Select Water Solutions Inc	Morgan Stanley	10,124
38,000	Selecta Biosciences Inc	Barclays Bank	(190)
13,719	Selecta Biosciences Inc	Goldman Sachs	(69)
(4,639)	Selective Insurance Group Inc	Barclays Bank	17,628
10,041	Selective Insurance Group Inc	Barclays Bank	(4,924)
(1,081)	Selective Insurance Group Inc	Goldman Sachs	4,021
11,743	Selectquote Inc	Bank of America Merrill Lynch	4,697
10,800	Selectquote Inc	Barclays Bank	(3,240)
9,826	Selectquote Inc	HSBC	1,769
(1,441)	Semler Scientific Inc	Bank of America Merrill Lynch	2,767
(217)	Semler Scientific Inc	Barclays Bank	332
(491)	Semler Scientific Inc	Goldman Sachs	943
371	Sempra Energy	Bank of America Merrill Lynch	(2,675)
1,311	Sempra Energy	Barclays Bank	(3,618)
(10,667)	Sempra Energy	Goldman Sachs	76,909
1,913	Sempra Energy	Goldman Sachs	(13,793)
2,303	Sempra Energy	HSBC	(26,738)
5,978	Sempra Energy	Morgan Stanley	(16,499)
23,982	SEMrush Holdings Inc 'A'	Bank of America Merrill Lynch	(29,498)
43,973	SEMrush Holdings Inc 'A'	Barclays Bank	(32,100)
18,546	SEMrush Holdings Inc 'A'	Goldman Sachs	(22,812)
9,061	SEMrush Holdings Inc 'A'	HSBC	(21,656)
11,519	SEMrush Holdings Inc 'A'	Morgan Stanley	(8,409)
3,791	Semtech Corp	Bank of America Merrill Lynch	9,629
40,740	Semtech Corp	Barclays Bank	(2,037)

保有高	銘柄	取引相手	未実現純評価益 ／(損) (米ドル)
	米国 (続き)		
22,735	Semtech Corp	Goldman Sachs	57,747
37,377	Semtech Corp	HSBC	108,020
(2,518)	Seneca Foods Corp ' A'	Bank of America Merrill Lynch	(1,612)
(1,396)	Seneca Foods Corp ' A'	Barclays Bank	1,005
(2,723)	Seneca Foods Corp ' A'	Goldman Sachs	(1,743)
(2,768)	Seneca Foods Corp ' A'	HSBC	(2,726)
(2,676)	Seneca Foods Corp ' A'	Morgan Stanley	1,927
2,363	Sensata Technologies Holding Plc	Bank of America Merrill Lynch	2,020
1,686	Sensata Technologies Holding Plc	Barclays Bank	160
(2,997)	Sensata Technologies Holding Plc	Goldman Sachs	(2,562)
957	Sensata Technologies Holding Plc	HSBC	522
3,137	Sensata Technologies Holding Plc	Morgan Stanley	298
(126,106)	Senseonics Holdings Inc	HSBC	(1,312)
4,188	Sensient Technologies Corp	Barclays Bank	(10,302)
12,864	Sensient Technologies Corp	Goldman Sachs	(32,160)
(4,836)	Sensus Healthcare Inc	Bank of America Merrill Lynch	774
(4,199)	SentinelOne Inc ' A'	Barclays Bank	(8,818)
(10,733)	SentinelOne Inc ' A'	HSBC	(24,856)
(25,964)	SentinelOne Inc ' A'	Morgan Stanley	(54,890)
(3,890)	Seres Therapeutics Inc	Bank of America Merrill Lynch	2,256
(9,518)	Seres Therapeutics Inc	Morgan Stanley	1,618
(14,769)	Seritage Growth Properties ' A' (REIT)	Bank of America Merrill Lynch	1,547
(25,057)	Seritage Growth Properties ' A' (REIT)	Barclays Bank	3,542
(19,234)	Seritage Growth Properties ' A' (REIT)	Morgan Stanley	3,462
(8,320)	Service Corp International	Barclays Bank	9,901
(8,466)	Service Corp International	Morgan Stanley	10,075
(21,336)	Service Properties Trust (REIT)	Barclays Bank	(2,774)
1,699	ServiceNow Inc	Barclays Bank	57,681
261	ServiceNow Inc	Morgan Stanley	8,861
(4,532)	ServisFirst Bancshares Inc	Bank of America Merrill Lynch	2,583
(9,162)	ServisFirst Bancshares Inc	Barclays Bank	31,792
(5,046)	ServisFirst Bancshares Inc	Goldman Sachs	2,876
(21,824)	ServisFirst Bancshares Inc	HSBC	110,211
(5,515)	ServisFirst Bancshares Inc	Morgan Stanley	19,137
(11,721)	SES AI Corp	Morgan Stanley	1,055
(149,481)	Sesen Bio Inc*	Barclays Bank	(1)
26,872	SFL Corp Ltd	Barclays Bank	(2,687)
23,244	SFL Corp Ltd	Goldman Sachs	697
3,252	Shake Shack Inc ' A'	Bank of America Merrill Lynch	(15,967)
6,803	Shake Shack Inc ' A'	HSBC	65,125
18,575	Sharecare Inc	Bank of America Merrill Lynch	557
15,265	Sharecare Inc	Goldman Sachs	458
63,061	Sharecare Inc	HSBC	—
16,471	Shattuck Labs Inc	Barclays Bank	3,953
7,554	Shattuck Labs Inc	Goldman Sachs	1,737

保有高	銘柄	取引相手	未実現純評価益 ／ (損) (米ドル)
	米国 (続き)		
12,501	Shattuck Labs Inc	HSBC	1,750
1,636	Shattuck Labs Inc	Morgan Stanley	393
(18,822)	Shenandoah Telecommunications Co	Barclays Bank	19,575
(24,393)	Shenandoah Telecommunications Co	Goldman Sachs	4,147
(16,364)	Shenandoah Telecommunications Co	HSBC	(3,436)
(3,267)	Shenandoah Telecommunications Co	Morgan Stanley	3,398
2,775	Sherwin-Williams Co	Barclays Bank	(12,238)
(1,641)	Sherwin-Williams Co	Barclays Bank	7,237
2,086	Shift4 Payments Inc ' A'	Bank of America Merrill Lynch	(2,195)
892	Shift4 Payments Inc ' A'	Goldman Sachs	(3,325)
985	Shift4 Payments Inc ' A'	HSBC	1,639
906	Shift4 Payments Inc ' A'	Morgan Stanley	(3,370)
(5,571)	Shoals Technologies Group Inc ' A'	Bank of America Merrill Lynch	6,490
(20,080)	Shoals Technologies Group Inc ' A'	Barclays Bank	12,349
3,319	Shoals Technologies Group Inc ' A'	Barclays Bank	(2,041)
(5,418)	Shoals Technologies Group Inc ' A'	Goldman Sachs	6,312
(17,774)	Shoals Technologies Group Inc ' A'	HSBC	(67,986)
(9,707)	Shoals Technologies Group Inc ' A'	Morgan Stanley	5,970
(884)	Shockwave Medical Inc	Bank of America Merrill Lynch	2,997
105	Shockwave Medical Inc	Bank of America Merrill Lynch	(166)
(1,838)	Shockwave Medical Inc	Barclays Bank	13,387
799	Shockwave Medical Inc	Barclays Bank	(6,088)
154	Shockwave Medical Inc	HSBC	(519)
(592)	Shockwave Medical Inc	Morgan Stanley	4,511
2,870	Shoe Carnival Inc	Bank of America Merrill Lynch	(9,270)
2,412	Shoe Carnival Inc	Barclays Bank	(3,907)
3,536	Shoe Carnival Inc	Goldman Sachs	(9,189)
5,569	Shoe Carnival Inc	HSBC	(16,261)
3,308	Shoe Carnival Inc	Morgan Stanley	(5,539)
22,461	Shore Bancshares Inc	Bank of America Merrill Lynch	11,231
42,618	Shore Bancshares Inc	Barclays Bank	(5,967)
43,859	Shore Bancshares Inc	Goldman Sachs	21,929
47,662	Shore Bancshares Inc	HSBC	4,469
17,752	Shore Bancshares Inc	Morgan Stanley	(2,485)
5,805	Shutterstock Inc	Bank of America Merrill Lynch	(34,017)
12,393	Shutterstock Inc	Barclays Bank	(85,016)
1,879	Shutterstock Inc	Goldman Sachs	(11,011)
13,398	Shutterstock Inc	HSBC	(82,532)
(9,028)	Shyft Group Inc	HSBC	(15,438)
1,891	SI-BONE Inc	Bank of America Merrill Lynch	785
1,387	SI-BONE Inc	Barclays Bank	(2,254)
7,167	SI-BONE Inc	Goldman Sachs	2,974
1,429	SI-BONE Inc	HSBC	4,108
(73,799)	Siebert Financial Corp	Barclays Bank	1,476
(760)	Siebert Financial Corp	Goldman Sachs	(76)

保有高	銘柄	取引相手	未実現純評価益 ／(損) (米ドル)
	米国 (続き)		
(1,050)	Siebert Financial Corp	HSBC	(158)
(659)	Siebert Financial Corp	Morgan Stanley	13
777	Sienna Biopharmaceuticals Inc π	Goldman Sachs	—
12,659	Sierra Bancorp	Goldman Sachs	8,988
53,366	Sierra Bancorp	Morgan Stanley	(9,606)
(10,010)	SIGA Technologies Inc	Bank of America Merrill Lynch	1,802
(6,782)	SIGA Technologies Inc	Barclays Bank	(136)
(12,856)	SIGA Technologies Inc	HSBC	1,157
(6,222)	SIGA Technologies Inc	Morgan Stanley	(124)
(6,299)	Sight Sciences Inc	Bank of America Merrill Lynch	4,535
(9,627)	Sight Sciences Inc	Barclays Bank	289
(5,366)	Sight Sciences Inc	Goldman Sachs	3,864
(11,476)	Sight Sciences Inc	HSBC	14,115
(2,509)	Sight Sciences Inc	Morgan Stanley	75
682	Sigilon Therapeutics Inc	Bank of America Merrill Lynch	(1,091)
180	Sigilon Therapeutics Inc	Barclays Bank	(331)
1,082	Sigilon Therapeutics Inc	Goldman Sachs	(1,732)
326	Sigilon Therapeutics Inc	HSBC	(786)
851	Sigilon Therapeutics Inc	Morgan Stanley	(1,559)
5,653	Signet Jewelers Ltd	Barclays Bank	(41,606)
(2,442)	Silgan Holdings Inc	Barclays Bank	5,055
(8,897)	Silgan Holdings Inc	Goldman Sachs	21,531
5,524	Silgan Holdings Inc	HSBC	(13,589)
4,892	Silgan Holdings Inc	Morgan Stanley	(10,126)
1,004	Silicon Laboratories Inc	Bank of America Merrill Lynch	7,871
(1,593)	Silicon Laboratories Inc	Barclays Bank	(4,508)
4,455	Silicon Laboratories Inc	Barclays Bank	12,608
1,960	Silicon Laboratories Inc	Goldman Sachs	15,366
1,275	Silicon Laboratories Inc	HSBC	9,009
(624)	Silicon Laboratories Inc	HSBC	(4,530)
(129)	Silicon Laboratories Inc	Morgan Stanley	(365)
2,871	Silicon Laboratories Inc	Morgan Stanley	8,125
(3,403)	Silk Road Medical Inc	Bank of America Merrill Lynch	12,941
(5,440)	Silk Road Medical Inc	Barclays Bank	8,051
(5,879)	Silk Road Medical Inc	Goldman Sachs	26,691
(2,116)	Silk Road Medical Inc	Morgan Stanley	3,162
(14,285)	SilverBow Resources Inc	Bank of America Merrill Lynch	12,571
(6,088)	SilverBow Resources Inc	Barclays Bank	11,324
(2,423)	SilverBow Resources Inc	HSBC	(1,526)
(1,530)	SilverBow Resources Inc	Morgan Stanley	2,846
3,474	SilverCrest Asset Management Group Inc , A,	Bank of America Merrill Lynch	2,293
11,782	SilverCrest Asset Management Group Inc , A,	Barclays Bank	—
10,185	SilverCrest Asset Management Group Inc , A,	Goldman Sachs	6,722

保有高	銘柄	取引相手	未実現純評価益 ／(損) (米ドル)
	米国(続き)		
8,630	SilverCrest Asset Management Group Inc ' A'	HSBC	14,930
20,245	SilverCrest Asset Management Group Inc ' A'	Morgan Stanley	—
8,584	Simmons First National Corp ' A'	Goldman Sachs	9,786
981	Simmons First National Corp ' A'	HSBC	1,158
22,943	Simon Property Group Inc (REIT)	HSBC	(96,819)
10,401	Simon Property Group Inc (REIT)	Morgan Stanley	(22,882)
(4,235)	Simply Good Foods Co	Barclays Bank	1,990
(1,227)	Simply Good Foods Co	HSBC	3,309
(25,420)	Simply Good Foods Co	Morgan Stanley	11,947
(9,947)	Simpson Manufacturing Co Inc	Barclays Bank	42,573
(4,743)	Simpson Manufacturing Co Inc	Goldman Sachs	24,569
(11,760)	Simpson Manufacturing Co Inc	HSBC	66,208
(9,788)	Simulations Plus Inc	Barclays Bank	(18,108)
(17,697)	Sinclair Broadcast Group Inc ' A'	Barclays Bank	16,458
10,668	Singular Genomics Systems Inc	Bank of America Merrill Lynch	1,680
12,284	Singular Genomics Systems Inc	Barclays Bank	123
20,273	Singular Genomics Systems Inc	Goldman Sachs	3,193
2,717	Singular Genomics Systems Inc	HSBC	—
6,848	Singular Genomics Systems Inc	Morgan Stanley	68
11,428	Sirius XM Holdings Inc	Goldman Sachs	114
(74,659)	SiriusPoint Ltd	Barclays Bank	(2,986)
(40,605)	SITE Centers Corp (REIT)	Bank of America Merrill Lynch	10,963
(35,883)	SITE Centers Corp (REIT)	Barclays Bank	15,071
(52,178)	SITE Centers Corp (REIT)	Goldman Sachs	14,088
(39,049)	SITE Centers Corp (REIT)	HSBC	9,362
(79,411)	SITE Centers Corp (REIT)	Morgan Stanley	33,353
(1,269)	SiteOne Landscape Supply Inc	Barclays Bank	11,840
2,161	SiteOne Landscape Supply Inc	Goldman Sachs	(24,484)
(384)	SiteOne Landscape Supply Inc	Goldman Sachs	4,351
1,347	SiteOne Landscape Supply Inc	HSBC	(19,127)
(884)	SiteOne Landscape Supply Inc	Morgan Stanley	8,248
(1,241)	SiTime Corp	Goldman Sachs	(18,044)
(2,517)	SiTime Corp	HSBC	(37,126)
(13,614)	Sitio Royalties Corp ' A'	Barclays Bank	15,384
(1,230)	Sitio Royalties Corp ' A'	Goldman Sachs	554
(174,104)	Sitio Royalties Corp ' A'	Morgan Stanley	193,529
(14,402)	SITO Mobile Ltd	Bank of America Merrill Lynch	—
(66,470)	SITO Mobile Ltdπ	Goldman Sachs	—
(1,097)	Six Flags Entertainment Corp	Bank of America Merrill Lynch	234
(5,440)	Six Flags Entertainment Corp	Barclays Bank	5,766
(1,111)	Six Flags Entertainment Corp	Morgan Stanley	1,178
7,584	Six Flags Entertainment Corp	Morgan Stanley	(8,039)
(717)	SJW Group	Bank of America Merrill Lynch	(924)
(5,916)	SJW Group	Barclays Bank	(8,249)

保有高	銘柄	取引相手	未実現純評価益 ／(損) (米ドル)
	米国 (続き)		
(2, 518)	SJW Group	Goldman Sachs	(579)
(14, 202)	SJW Group	HSBC	(7, 318)
(4, 083)	SJW Group	Morgan Stanley	(4, 494)
3, 160	Skechers USA Inc ' A'	Bank of America Merrill Lynch	(825)
12, 051	Skechers USA Inc ' A'	HSBC	16
4, 769	Skechers USA Inc ' A'	Morgan Stanley	(95)
(158, 559)	Skillsoft Corp	Goldman Sachs	(22, 198)
41, 250	Skillz Inc	Bank of America Merrill Lynch	(2, 788)
133, 800	Skillz Inc	Barclays Bank	(7, 506)
(80, 046)	Skillz Inc	Barclays Bank	4, 491
16, 940	Skillz Inc	Goldman Sachs	(1, 145)
42, 173	Skillz Inc	HSBC	(5, 158)
17, 608	Skillz Inc	Morgan Stanley	(988)
4, 741	Sky Harbour Group Corp	Bank of America Merrill Lynch	(1, 517)
2, 111	Sky Harbour Group Corp	Barclays Bank	(701)
2, 541	Sky Harbour Group Corp	Goldman Sachs	(813)
2, 113	Sky Harbour Group Corp	Morgan Stanley	(702)
(166)	Skyline Champion Corp	Bank of America Merrill Lynch	2, 004
665	Skyline Champion Corp	Bank of America Merrill Lynch	(8, 027)
(3, 736)	Skyline Champion Corp	Barclays Bank	36, 613
773	Skyline Champion Corp	Goldman Sachs	(9, 330)
(2, 456)	Skyline Champion Corp	HSBC	42, 538
3, 282	Skyline Champion Corp	HSBC	(56, 844)
(3, 778)	Skyline Champion Corp	Morgan Stanley	37, 025
(4, 496)	Skyward Specialty Insurance Group Inc	Barclays Bank	1, 034
11, 267	SkyWest Inc	Barclays Bank	19, 041
3, 327	SkyWest Inc	HSBC	9, 482
11, 937	SkyWest Inc	Morgan Stanley	20, 174
(6, 246)	Skyworks Solutions Inc	Bank of America Merrill Lynch	(30, 043)
(34, 831)	Skyworks Solutions Inc	Barclays Bank	(62, 696)
(9, 617)	Skyworks Solutions Inc	Goldman Sachs	(46, 258)
(8, 224)	Skyworks Solutions Inc	Morgan Stanley	(14, 803)
1, 046	SL Green Realty Corp (REIT)	Bank of America Merrill Lynch	962
(1, 182)	SL Green Realty Corp (REIT)	Bank of America Merrill Lynch	(1, 087)
(9, 469)	SL Green Realty Corp (REIT)	Barclays Bank	4, 450
13, 045	SL Green Realty Corp (REIT)	Goldman Sachs	12, 001
11, 878	SL Green Realty Corp (REIT)	Morgan Stanley	(5, 583)
(17, 009)	SL Green Realty Corp (REIT)	Morgan Stanley	7, 994
(1, 310)	Sleep Number Corp	Bank of America Merrill Lynch	3, 668
(3, 229)	Sleep Number Corp	Goldman Sachs	9, 041
(37, 826)	SLM Corp	Barclays Bank	(12, 104)
(33, 604)	SLM Corp	Goldman Sachs	(13, 106)
(11, 648)	SLM Corp	HSBC	(10, 716)
(5, 441)	SLM Corp	Morgan Stanley	(1, 741)
11, 220	SM Energy Co	Bank of America Merrill Lynch	(4, 376)

保有高	銘柄	取引相手	未実現純評価益 ／ (損) (米ドル)
	米国 (続き)		
55,925	SM Energy Co	Barclays Bank	(111,850)
14,350	SM Energy Co	Goldman Sachs	(5,596)
41,597	SM Energy Co	HSBC	(10,815)
45,653	SM Energy Co	Morgan Stanley	(91,306)
2,919	SmartFinancial Inc	Bank of America Merrill Lynch	5,371
12,913	SmartFinancial Inc	Barclays Bank	129
53,818	SmartFinancial Inc	Goldman Sachs	99,025
5,483	SmartFinancial Inc	HSBC	8,334
4,380	SmartFinancial Inc	Morgan Stanley	44
(156,565)	SmartRent Inc	Morgan Stanley	(4,697)
1,391	Smartsheet Inc ' A'	Barclays Bank	1,822
537	Smartsheet Inc ' A'	HSBC	4,720
1,597	Smartsheet Inc ' A'	Morgan Stanley	2,092
(125,050)	Smith Micro Software Inc	Barclays Bank	5,002
(40,607)	Smith Micro Software Inc	Goldman Sachs	—
(41,062)	Smith Micro Software Inc	HSBC	3,696
(3,069)	Snap Inc ' A'	Barclays Bank	(675)
34,782	Snap Inc ' A'	HSBC	54,260
79,296	Snap Inc ' A'	Morgan Stanley	17,445
(9,970)	Snap Inc ' A'	Morgan Stanley	(2,193)
(26,113)	Snap One Holdings Corp	Goldman Sachs	28,985
(3,611)	Snap One Holdings Corp	HSBC	2,600
(26,682)	Snap One Holdings Corp	Morgan Stanley	12,274
15,712	Snap-on Inc	Barclays Bank	(131,509)
9,473	Snap-on Inc	Goldman Sachs	(45,849)
595	Snap-on Inc	Morgan Stanley	(4,980)
(5,111)	Snowflake Inc ' A'	Barclays Bank	66,289
(588)	Snowflake Inc ' A'	Goldman Sachs	3,851
(999)	Snowflake Inc ' A'	Morgan Stanley	12,957
(31,919)	Societal CDMO Inc	Bank of America Merrill Lynch	(2,873)
(41,295)	Societal CDMO Inc	Barclays Bank	(1,239)
(45,995)	Societal CDMO Inc	Goldman Sachs	(4,140)
(3,123)	Societal CDMO Inc	HSBC	(156)
(7,345)	Societal CDMO Inc	Morgan Stanley	(220)
(3,634)	SoFi Technologies Inc	Bank of America Merrill Lynch	(7,086)
(37,755)	SoFi Technologies Inc	Barclays Bank	(55,122)
(67,075)	SoFi Technologies Inc	HSBC	(83,844)
(153,304)	SoFi Technologies Inc	Morgan Stanley	(223,824)
(2,853)	SolarEdge Technologies Inc	Barclays Bank	31,840
(401)	SolarEdge Technologies Inc	Morgan Stanley	4,475
30,073	Solaris Oilfield Infrastructure Inc ' A'	Bank of America Merrill Lynch	(5,112)
28,255	Solaris Oilfield Infrastructure Inc ' A'	Barclays Bank	(15,540)
2,741	Solaris Oilfield Infrastructure Inc ' A'	Goldman Sachs	(466)
8,451	Solaris Oilfield Infrastructure Inc ' A'	HSBC	(930)
15,727	Solaris Oilfield Infrastructure Inc ' A'	Morgan Stanley	(8,650)

保有高	銘柄	取引相手	未実現純評価益 ／(損) (米ドル)
	米国(続き)		
(45,231)	SolarWinds Corp	Barclays Bank	4,071
(2,093)	Soleno Therapeutics Inc	Bank of America Merrill Lynch	(2,135)
(7,562)	Soleno Therapeutics Inc	Barclays Bank	302
4,417	Solid Biosciences Inc	Barclays Bank	640
5,803	Solid Biosciences Inc	Goldman Sachs	(203)
2,700	Solid Biosciences Inc	HSBC	2,174
3,066	Solid Biosciences Inc	Morgan Stanley	445
(22,170)	Solid Power Inc	HSBC	222
(40,330)	Solid Power Inc	Morgan Stanley	1,210
(28,961)	Solo Brands Inc 'A'	Morgan Stanley	29,540
9,437	SomaLogic Inc	Bank of America Merrill Lynch	(1,793)
25,400	SomaLogic Inc	Barclays Bank	(9,398)
33,762	SomaLogic Inc	Goldman Sachs	(6,415)
48,462	SomaLogic Inc	HSBC	1,454
(15,802)	Sonder Holdings Inc	HSBC	(2,648)
(21,911)	Sonder Holdings Inc	Morgan Stanley	(206)
4,763	Sonic Automotive Inc 'A'	Bank of America Merrill Lynch	5,049
(5,893)	Sonida Senior Living Inc	Bank of America Merrill Lynch	(4,891)
(406)	Sonoco Products Co	Bank of America Merrill Lynch	(300)
(3,016)	Sonoco Products Co	Barclays Bank	717
(10,103)	Sonoco Products Co	HSBC	(2,923)
(11,681)	Sonoco Products Co	Morgan Stanley	4,966
(15,650)	Sonos Inc	Bank of America Merrill Lynch	4,249
(26,206)	Sonos Inc	Barclays Bank	(3,973)
(9,091)	Sonos Inc	Goldman Sachs	3,545
(16,913)	Sonos Inc	HSBC	112,133
(5,549)	Sonos Inc	Morgan Stanley	(1,709)
(6,170)	Sotera Health Co	Bank of America Merrill Lynch	7,836
(11,244)	Sotera Health Co	Barclays Bank	6,746
(42,184)	Sotera Health Co	Goldman Sachs	53,574
(2,719)	SoundThinking Inc	Barclays Bank	54
(1,879)	SoundThinking Inc	Goldman Sachs	(6,558)
(9,482)	SoundThinking Inc	HSBC	39,824
(2,565)	SoundThinking Inc	Morgan Stanley	51
1,421	South Plains Financial Inc	Bank of America Merrill Lynch	2,132
55,658	South Plains Financial Inc	Barclays Bank	28,942
4,077	South Plains Financial Inc	Goldman Sachs	6,116
6,383	South Plains Financial Inc	HSBC	10,404
18,263	South Plains Financial Inc	Morgan Stanley	9,497
(24,859)	Southern Co	Bank of America Merrill Lynch	70,863
(74,623)	Southern Co	Barclays Bank	106,711
(34,151)	Southern Co	Goldman Sachs	99,037
(172,190)	Southern Co	HSBC	869,559
(20,192)	Southern Co	Morgan Stanley	28,875
(2,220)	Southern Copper Corp	Goldman Sachs	14,008

保有高	銘柄	取引相手	未実現純評価益 ／(損) (米ドル)
	米国 (続き)		
1,033	Southern Copper Corp	Morgan Stanley	(1,073)
2,662	Southern First Bancshares Inc	Bank of America Merrill Lynch	2,822
14,925	Southern First Bancshares Inc	Barclays Bank	766
18,078	Southern First Bancshares Inc	Goldman Sachs	17,277
3,514	Southern First Bancshares Inc	HSBC	5,412
11,120	Southern First Bancshares Inc	Morgan Stanley	568
8,896	Southern Missouri Bancorp Inc	Barclays Bank	2,491
5,702	Southern Missouri Bancorp Inc	Goldman Sachs	25,146
485	Southern Missouri Bancorp Inc	HSBC	2,318
(7,545)	Southern States Bancshares Inc	Goldman Sachs	151
(8,868)	Southside Bancshares Inc	Bank of America Merrill Lynch	(266)
(7,565)	Southside Bancshares Inc	Barclays Bank	7,792
(25,236)	Southside Bancshares Inc	Goldman Sachs	(757)
(10,835)	Southside Bancshares Inc	HSBC	4,767
(8,933)	Southside Bancshares Inc	Morgan Stanley	9,201
(3,580)	SouthState Corp	Bank of America Merrill Lynch	(4,291)
(63,814)	SouthState Corp	Barclays Bank	86,243
(18,797)	SouthState Corp	HSBC	(5,308)
(17,916)	SouthState Corp	Morgan Stanley	24,758
(1,652)	Southwest Airlines Co	Bank of America Merrill Lynch	(1,404)
(2,376)	Southwest Airlines Co	Barclays Bank	(1,378)
(11,376)	Southwest Airlines Co	Morgan Stanley	(6,598)
(11,348)	Southwest Gas Holdings Inc	Bank of America Merrill Lynch	(21,709)
(20,688)	Southwest Gas Holdings Inc	Barclays Bank	(18,387)
(8,901)	Southwest Gas Holdings Inc	Goldman Sachs	(27,504)
(4,504)	Southwest Gas Holdings Inc	HSBC	(9,511)
(13,854)	Southwest Gas Holdings Inc	Morgan Stanley	(10,146)
28,350	Southwestern Energy Co	Bank of America Merrill Lynch	(11,057)
20,944	Southwestern Energy Co	Barclays Bank	(10,472)
8,714	Southwestern Energy Co	HSBC	87
21,287	Southwestern Energy Co	Morgan Stanley	(10,644)
2,296	Sovos Brands Inc	Bank of America Merrill Lynch	115
29,424	Sovos Brands Inc	Barclays Bank	37,663
20,057	Sovos Brands Inc	Goldman Sachs	1,003
12,467	Sovos Brands Inc	HSBC	3,300
24,253	Sovos Brands Inc	Morgan Stanley	30,803
(14,626)	SP Plus Corp	Bank of America Merrill Lynch	(15,942)
(8,000)	SP Plus Corp	Barclays Bank	1,600
(10,418)	SP Plus Corp	Goldman Sachs	(11,356)
(5,720)	SP Plus Corp	HSBC	(13,099)
(5,397)	SP Plus Corp	Morgan Stanley	1,079
10,517	SpartanNash Co	Bank of America Merrill Lynch	(1,113)
23,988	SpartanNash Co	Barclays Bank	(19,670)
11,310	SpartanNash Co	Goldman Sachs	(1,143)
10,459	SpartanNash Co	HSBC	(6,275)

保有高	銘柄	取引相手	未実現純評価益 ／(損) (米ドル)
	米国(続き)		
2,630	SpartanNash Co	Morgan Stanley	(2,157)
(7,623)	Spectrum Brands Holdings Inc	Bank of America Merrill Lynch	6,632
(12,282)	Spectrum Brands Holdings Inc	Barclays Bank	4,667
(1,410)	Spectrum Brands Holdings Inc	Goldman Sachs	1,227
(4,807)	Spectrum Brands Holdings Inc	HSBC	5,384
(4,999)	Spectrum Brands Holdings Inc	Morgan Stanley	1,900
(6,026)	Sphere Entertainment Co	Barclays Bank	5,182
(2,380)	Sphere Entertainment Co	Goldman Sachs	(4,546)
(1,704)	Sphere Entertainment Co	HSBC	12,524
(130,025)	Spire Global Inc	Morgan Stanley	(3,927)
14,392	Spire Inc	Bank of America Merrill Lynch	(45,047)
46,945	Spire Inc	Barclays Bank	(140,365)
27,679	Spire Inc	Goldman Sachs	(86,156)
32,183	Spire Inc	HSBC	(106,427)
18,825	Spire Inc	Morgan Stanley	(50,163)
(16,441)	Spirit AeroSystems Holdings Inc ' A'	Barclays Bank	15,126
(17,317)	Spirit AeroSystems Holdings Inc ' A'	Goldman Sachs	(26,668)
(106,049)	Spirit Realty Capital Inc (REIT)	Barclays Bank	34,996
(23,205)	Spirit Realty Capital Inc (REIT)	Goldman Sachs	(9,050)
(11,554)	Spirit Realty Capital Inc (REIT)	HSBC	1,271
(9,024)	Spirit Realty Capital Inc (REIT)	Morgan Stanley	2,123
3,883	Splunk Inc	Bank of America Merrill Lynch	39,956
10,811	Splunk Inc	Barclays Bank	9,946
11,522	Splunk Inc	HSBC	152,551
2,877	Splunk Inc	Morgan Stanley	2,647
(13,439)	Spok Holdings Inc	Bank of America Merrill Lynch	19,621
(5,817)	Spok Holdings Inc	Barclays Bank	9,016
(13,359)	Spok Holdings Inc	Morgan Stanley	20,706
16,473	Sportsman's Warehouse Holdings Inc	Bank of America Merrill Lynch	(24,710)
18,215	Sportsman's Warehouse Holdings Inc	Barclays Bank	(20,947)
21,114	Sportsman's Warehouse Holdings Inc	HSBC	(30,404)
1,979	Spotify Technology SA	Bank of America Merrill Lynch	7,193
3,225	Spotify Technology SA	Barclays Bank	(1,613)
1,312	Spotify Technology SA	Goldman Sachs	5,091
1,560	Spotify Technology SA	HSBC	2,862
378	Spotify Technology SA	Morgan Stanley	(189)
(6,279)	SpringWorks Therapeutics Inc	Morgan Stanley	(1,300)
2,075	Sprout Social Inc ' A'	Barclays Bank	(6,152)
6,010	Sprout Social Inc ' A'	HSBC	17,459
1,843	Sprout Social Inc ' A'	Morgan Stanley	(5,464)
(6,072)	Sprouts Farmers Market Inc	Barclays Bank	4,615
(2,302)	Sprouts Farmers Market Inc	HSBC	1,611
(1,598)	SPS Commerce Inc	Bank of America Merrill Lynch	(3,499)
(2,770)	SPS Commerce Inc	Barclays Bank	14,072
(3,533)	SPS Commerce Inc	Goldman Sachs	(7,737)

保有高	銘柄	取引相手	未実現純評価益 ／(損) (米ドル)
	米国(続き)		
(4,130)	SPS Commerce Inc	HSBC	(20,774)
(927)	SPS Commerce Inc	Morgan Stanley	4,709
20,999	SPX Technologies Inc	Barclays Bank	(32,443)
2,165	SPX Technologies Inc	HSBC	10,078
1,868	Squarespace Inc 'A'	Bank of America Merrill Lynch	1,793
9,016	Squarespace Inc 'A'	Barclays Bank	(3,697)
1,794	SQZ Biotechnologies Co	Barclays Bank	4
14,396	SQZ Biotechnologies Co	Goldman Sachs	(1,015)
(79,953)	SS&C Technologies Holdings Inc	Barclays Bank	156,769
(40,488)	SS&C Technologies Holdings Inc	Goldman Sachs	45,347
(61,104)	SS&C Technologies Holdings Inc	HSBC	99,599
(55,480)	SS&C Technologies Holdings Inc	Morgan Stanley	108,098
220	SSR Mining Inc	Barclays Bank	(297)
38,632	SSR Mining Inc	Goldman Sachs	(75,332)
7,636	SSR Mining Inc	HSBC	(19,396)
27,380	SSR Mining Inc	Morgan Stanley	(36,963)
(16,081)	St Joe Co	Barclays Bank	(19,297)
(22,284)	St Joe Co	Goldman Sachs	(85,125)
(8,137)	St Joe Co	HSBC	(38,488)
1,603	STAAR Surgical Co	Bank of America Merrill Lynch	(7,452)
(2,837)	STAAR Surgical Co	Barclays Bank	18,497
606	STAAR Surgical Co	Goldman Sachs	(59)
(906)	STAAR Surgical Co	HSBC	8,806
2,768	STAAR Surgical Co	Morgan Stanley	(16,619)
(56,817)	STAG Industrial Inc (REIT)	Bank of America Merrill Lynch	9,659
(155,569)	STAG Industrial Inc (REIT)	Barclays Bank	(7,779)
(33,828)	STAG Industrial Inc (REIT)	Goldman Sachs	5,751
(88,136)	STAG Industrial Inc (REIT)	HSBC	58,337
(18,793)	STAG Industrial Inc (REIT)	Morgan Stanley	(940)
(6,649)	Stagwell Inc	Bank of America Merrill Lynch	(4,654)
(9,380)	Stagwell Inc	Barclays Bank	(469)
(5,930)	Stagwell Inc	HSBC	(2,609)
(9,174)	Stagwell Inc	Morgan Stanley	(459)
12,578	Standard Motor Products Inc	Bank of America Merrill Lynch	(10,062)
4,501	Standard Motor Products Inc	Barclays Bank	(9,497)
15,439	Standard Motor Products Inc	Goldman Sachs	(12,688)
1,097	Standard Motor Products Inc	HSBC	(1,528)
10,053	Standard Motor Products Inc	Morgan Stanley	(21,212)
(2,518)	Standex International Corp	Barclays Bank	8,763
(2,248)	Standex International Corp	Goldman Sachs	(3,642)
(7,404)	Standex International Corp	HSBC	(39,611)
(10,305)	Stanley Black & Decker Inc	Bank of America Merrill Lynch	24,011
(17,219)	Stanley Black & Decker Inc	Goldman Sachs	40,120
(13,165)	Stanley Black & Decker Inc	Morgan Stanley	65,693
(3,549)	Star Group LP	Bank of America Merrill Lynch	603

保有高	銘柄	取引相手	未実現純評価益 ／ (損) (米ドル)
	米国 (続き)		
(5,352)	Star Group LP	Barclays Bank	428
(6,380)	Star Group LP	Goldman Sachs	1,085
(2,325)	Star Group LP	HSBC	1,465
(30,215)	Star Group LP	Morgan Stanley	2,417
(9,120)	Star Holdings	Barclays Bank	5,290
(9,099)	Star Holdings	HSBC	7,825
2,183	Starbucks Corp	Goldman Sachs	(5,067)
6,215	Starbucks Corp	HSBC	(15,406)
5,239	StarTek Inc	Bank of America Merrill Lynch	(1,257)
12,530	StarTek Inc	Barclays Bank	(752)
10,982	StarTek Inc	Goldman Sachs	(2,636)
1,797	StarTek Inc	HSBC	(270)
3,253	StarTek Inc	Morgan Stanley	(195)
(34,481)	Starwood Property Trust Inc (REIT)	Bank of America Merrill Lynch	(34,825)
(104,364)	Starwood Property Trust Inc (REIT)	Barclays Bank	(18,795)
(66,023)	Starwood Property Trust Inc (REIT)	Goldman Sachs	(66,683)
(60,244)	Starwood Property Trust Inc (REIT)	HSBC	(48,195)
(91,943)	Starwood Property Trust Inc (REIT)	Morgan Stanley	(15,631)
(5,926)	State Street Corp	Bank of America Merrill Lynch	(2,844)
(3,108)	State Street Corp	Barclays Bank	62
(12,850)	State Street Corp	Goldman Sachs	(6,168)
(9,471)	State Street Corp	HSBC	287
(9,696)	State Street Corp	Morgan Stanley	194
2,228	Steel Dynamics Inc	Bank of America Merrill Lynch	(10,359)
1,325	Steel Dynamics Inc	Barclays Bank	(6,250)
(3,355)	Steel Dynamics Inc	Barclays Bank	20,331
8,206	Steel Dynamics Inc	HSBC	(51,333)
8,175	Steel Dynamics Inc	Morgan Stanley	(47,184)
25,599	Steelcase Inc ' A'	Bank of America Merrill Lynch	(13,781)
27,193	Steelcase Inc ' A'	Barclays Bank	(9,789)
23,743	Steelcase Inc ' A'	Goldman Sachs	(12,538)
29,131	Steelcase Inc ' A'	HSBC	(38,161)
17,573	Steelcase Inc ' A'	Morgan Stanley	(6,247)
(29,444)	Stellar Bancorp Inc	Barclays Bank	28,266
(5,997)	Stellar Bancorp Inc	Goldman Sachs	(6,597)
(2,361)	Stellar Bancorp Inc	HSBC	(2,337)
(1,378)	Stellar Bancorp Inc	Morgan Stanley	1,323
(40,865)	Stem Inc	Bank of America Merrill Lynch	(31,466)
(66,265)	Stem Inc	Barclays Bank	(62,952)
(55,153)	Stem Inc	Goldman Sachs	(42,468)
(12,698)	Stem Inc	HSBC	(14,222)
(18,128)	Stem Inc	Morgan Stanley	(17,222)
8,997	Stepan Co	Barclays Bank	(6,028)
15,146	StepStone Group Inc ' A'	Bank of America Merrill Lynch	(9,088)
10,346	StepStone Group Inc ' A'	Barclays Bank	(12,208)

保有高	銘柄	取引相手	未実現純評価益 ／(損) (米ドル)
	米国(続き)		
25,404	StepStone Group Inc ' A'	HSBC	(11,432)
17,443	StepStone Group Inc ' A'	Morgan Stanley	(20,583)
(2,780)	Stericycle Inc	Bank of America Merrill Lynch	2,599
(31,211)	Stericycle Inc	Barclays Bank	30,431
804	Stericycle Inc	Barclays Bank	(784)
(22,943)	Stericycle Inc	Goldman Sachs	21,452
519	Stericycle Inc	Morgan Stanley	(506)
145	STERIS Plc	Bank of America Merrill Lynch	(1,879)
(4,995)	STERIS Plc	Barclays Bank	45,205
(1,855)	STERIS Plc	Goldman Sachs	24,041
(904)	STERIS Plc	HSBC	(8,037)
(39,980)	Sterling Bancorp Inc	Bank of America Merrill Lynch	(12,394)
(32,716)	Sterling Bancorp Inc	Barclays Bank	4,580
(52,065)	Sterling Bancorp Inc	Goldman Sachs	(16,140)
(17,925)	Sterling Bancorp Inc	HSBC	(5,557)
(37,456)	Sterling Bancorp Inc	Morgan Stanley	5,244
(14,992)	Sterling Check Corp	Barclays Bank	(3,748)
(3,738)	Sterling Check Corp	Morgan Stanley	(935)
16,460	Sterling Infrastructure Inc	Barclays Bank	46,911
13,356	Sterling Infrastructure Inc	Goldman Sachs	53,424
(4,133)	Steven Madden Ltd	Bank of America Merrill Lynch	6,447
(2,724)	Steven Madden Ltd	Barclays Bank	54
(35,195)	Steven Madden Ltd	HSBC	57,368
(1,583)	Stewart Information Services Corp	Bank of America Merrill Lynch	(1,980)
(1,956)	Stewart Information Services Corp	Barclays Bank	(4,078)
(1,542)	Stewart Information Services Corp	HSBC	(5,107)
(2,488)	Stewart Information Services Corp	Morgan Stanley	(6,344)
9,352	Stifel Financial Corp	Barclays Bank	(28,430)
5,849	Stifel Financial Corp	Goldman Sachs	(7,194)
17,449	Stifel Financial Corp	HSBC	(24,603)
47,532	Stitch Fix Inc ' A'	Bank of America Merrill Lynch	29,945
41,207	Stitch Fix Inc ' A'	Barclays Bank	16,895
25,722	Stitch Fix Inc ' A'	Goldman Sachs	16,205
29,546	Stitch Fix Inc ' A'	HSBC	16,546
13,958	Stitch Fix Inc ' A'	Morgan Stanley	5,723
(11,536)	Stock Yards Bancorp Inc	Barclays Bank	9,921
(13,181)	Stock Yards Bancorp Inc	Goldman Sachs	(12,390)
(12,399)	Stock Yards Bancorp Inc	HSBC	14,507
9,933	Stoke Therapeutics Inc	Barclays Bank	(5,364)
4,293	Stoke Therapeutics Inc	Goldman Sachs	(4,207)
4,757	Stoke Therapeutics Inc	HSBC	(6,089)
28,596	StoneCo Ltd ' A'	Barclays Bank	(38,318)
33,416	StoneCo Ltd ' A'	Goldman Sachs	(55,136)
33,538	StoneCo Ltd ' A'	HSBC	(45,612)
3,891	StoneCo Ltd ' A'	Morgan Stanley	(5,214)

保有高	銘柄	取引相手	未実現純評価益 ／(損) (米ドル)
	米国(続き)		
895	Stoneridge Inc	Bank of America Merrill Lynch	1,307
5,306	Stoneridge Inc	Barclays Bank	637
9,942	Stoneridge Inc	Goldman Sachs	14,515
6,977	Stoneridge Inc	HSBC	(70)
5,182	Stoneridge Inc	Morgan Stanley	622
(1,654)	StoneX Group Inc	Bank of America Merrill Lynch	5,893
(1,041)	StoneX Group Inc	Barclays Bank	2,843
(4,382)	StoneX Group Inc	HSBC	23,380
(1,134)	StoneX Group Inc	Morgan Stanley	4,479
(2,996)	Strategic Education Inc	Barclays Bank	3,415
(2,207)	Strategic Education Inc	Goldman Sachs	5,915
(853)	Strategic Education Inc	HSBC	4,299
620	Strattec Security Corp	Bank of America Merrill Lynch	657
1,531	Strattec Security Corp	Barclays Bank	(1,975)
2,204	Strattec Security Corp	HSBC	(551)
(20,817)	Stratus Properties Inc	Bank of America Merrill Lynch	(23,107)
(6,172)	Stratus Properties Inc	Goldman Sachs	(6,851)
(5,636)	Stratus Properties Inc	Morgan Stanley	(8,003)
(3,125)	Stride Inc	Bank of America Merrill Lynch	5,750
(4,824)	Stride Inc	Morgan Stanley	6,078
7,001	Stronghold Digital Mining Inc 'A'	Barclays Bank	(1,890)
842	Structure Therapeutics Inc ADR	Bank of America Merrill Lynch	4,769
832	Structure Therapeutics Inc ADR	Barclays Bank	6,398
1,487	Structure Therapeutics Inc ADR	Goldman Sachs	10,306
780	Structure Therapeutics Inc ADR	HSBC	6,312
2,740	Stryker Corp	Bank of America Merrill Lynch	(32,644)
954	Stryker Corp	Barclays Bank	(15,493)
2,382	Stryker Corp	Goldman Sachs	(43,397)
1,504	Stryker Corp	HSBC	(8,155)
2,824	Stryker Corp	Morgan Stanley	(9,673)
5,359	Summit Financial Group Inc	Bank of America Merrill Lynch	8,574
16,443	Summit Financial Group Inc	Barclays Bank	(658)
16,096	Summit Financial Group Inc	Goldman Sachs	25,754
10,573	Summit Financial Group Inc	HSBC	18,291
14,176	Summit Financial Group Inc	Morgan Stanley	(567)
66,772	Summit Hotel Properties Inc (REIT)	Bank of America Merrill Lynch	(20,850)
37,121	Summit Hotel Properties Inc (REIT)	Barclays Bank	(7,162)
30,210	Summit Hotel Properties Inc (REIT)	Goldman Sachs	(10,271)
25,627	Summit Hotel Properties Inc (REIT)	HSBC	(6,753)
17,091	Summit Hotel Properties Inc (REIT)	Morgan Stanley	(3,589)
3,217	Summit Materials Inc 'A'	Bank of America Merrill Lynch	(2,252)
14,951	Summit Materials Inc 'A'	Barclays Bank	(13,423)
16,377	Summit Materials Inc 'A'	Goldman Sachs	(11,464)
15,435	Summit Materials Inc 'A'	HSBC	12,833
10,433	Summit Materials Inc 'A'	Morgan Stanley	(9,807)

保有高	銘柄	取引相手	未実現純評価益 ／(損) (米ドル)
	米国 (続き)		
2,280	Sun Communities Inc (REIT)	Bank of America Merrill Lynch	(17,009)
4,478	Sun Communities Inc (REIT)	Barclays Bank	(17,196)
2,481	Sun Communities Inc (REIT)	Goldman Sachs	(18,508)
171	Sun Communities Inc (REIT)	Morgan Stanley	(657)
(4,876)	Sun Country Airlines Holdings Inc	Barclays Bank	(6,412)
(9,704)	Sun Country Airlines Holdings Inc	Goldman Sachs	(6,259)
35,171	SunCoke Energy Inc	Barclays Bank	(27,082)
41,420	SunCoke Energy Inc	HSBC	(40,177)
(149,167)	Sunlight Financial Holdings Inc	Barclays Bank	7,563
(15,595)	Sunlight Financial Holdings Inc	Goldman Sachs	33
(16,260)	Sunlight Financial Holdings Inc	HSBC	847
21,692	Sunnova Energy International Inc	HSBC	45,987
14,384	SunOpta Inc	Bank of America Merrill Lynch	(14,384)
21,935	SunOpta Inc	Barclays Bank	(16,671)
18,157	SunOpta Inc	Goldman Sachs	(18,157)
29,669	SunOpta Inc	HSBC	(40,103)
30,204	SunOpta Inc	Morgan Stanley	(22,955)
(14,826)	SunPower Corp	Bank of America Merrill Lynch	2,965
1,135	SunPower Corp	Bank of America Merrill Lynch	(227)
(7,661)	SunPower Corp	Barclays Bank	(4,060)
17,482	SunPower Corp	Barclays Bank	9,265
(7,765)	SunPower Corp	Goldman Sachs	1,553
(4,612)	SunPower Corp	Morgan Stanley	(2,444)
12,709	SunPower Corp	Morgan Stanley	6,736
3,585	Sunrun Inc	Goldman Sachs	6,447
3,275	Sunrun Inc	HSBC	1,474
(37,332)	Sunstone Hotel Investors Inc (REIT)	Barclays Bank	13,440
(35,372)	Sunstone Hotel Investors Inc (REIT)	Goldman Sachs	9,550
(52,658)	Sunstone Hotel Investors Inc (REIT)	HSBC	19,483
219	Super Micro Computer Inc	Barclays Bank	12,958
(1,423)	Super Micro Computer Inc	Goldman Sachs	(122,577)
305	Super Micro Computer Inc	HSBC	(3,087)
498	Super Micro Computer Inc	Morgan Stanley	2,390
(518)	Super Micro Computer Inc	Morgan Stanley	(30,650)
(6,506)	Superior Group of Cos Inc	Barclays Bank	2,407
(3,423)	Superior Group of Cos Inc	Goldman Sachs	(685)
(3,069)	Superior Group of Cos Inc	HSBC	(4,266)
(3,498)	Superior Group of Cos Inc	Morgan Stanley	1,294
(22,177)	Superior Industries International Inc	Barclays Bank	2,218
(18,008)	Superior Industries International Inc	Morgan Stanley	1,801
849	Supernus Pharmaceuticals Inc	Bank of America Merrill Lynch	(991)
19,801	Supernus Pharmaceuticals Inc	Barclays Bank	(22,573)
9,332	Supernus Pharmaceuticals Inc	Goldman Sachs	(10,875)
18,582	Supernus Pharmaceuticals Inc	HSBC	(51,006)
5,253	Supernus Pharmaceuticals Inc	Morgan Stanley	(5,000)

保有高	銘柄	取引相手	未実現純評価益 ／(損) (米ドル)
	米国(続き)		
29,251	Surface Oncology Inc	Barclays Bank	(878)
20,756	Surface Oncology Inc	Goldman Sachs	4,458
5,112	Surface Oncology Inc	Morgan Stanley	(153)
(14,751)	Surgery Partners Inc	Bank of America Merrill Lynch	590
1,738	Surgery Partners Inc	Bank of America Merrill Lynch	(1,473)
(673)	Surgery Partners Inc	HSBC	(680)
(6,917)	Surgery Partners Inc	Morgan Stanley	14,664
978	Surgery Partners Inc	Morgan Stanley	(2,073)
(1,795)	Surmodics Inc	Barclays Bank	(233)
(3,523)	Surmodics Inc	Goldman Sachs	2,501
(6,547)	Surmodics Inc	HSBC	15,975
16,728	Sutro Biopharma Inc	Bank of America Merrill Lynch	(22,917)
25,530	Sutro Biopharma Inc	Barclays Bank	(20,424)
21,861	Sutro Biopharma Inc	Goldman Sachs	(29,950)
16,381	Sutro Biopharma Inc	HSBC	(16,053)
29,519	Sutro Biopharma Inc	Morgan Stanley	(23,615)
(1,959)	Sweetgreen Inc 'A'	Bank of America Merrill Lynch	196
(6,566)	Sweetgreen Inc 'A'	Barclays Bank	1,445
(15,329)	Sweetgreen Inc 'A'	HSBC	(3,372)
(26,876)	Sweetgreen Inc 'A'	Morgan Stanley	5,913
(4,220)	SWK Holdings Corp	Bank of America Merrill Lynch	(1,477)
(11,534)	SWK Holdings Corp	Barclays Bank	5,882
(8,304)	SWK Holdings Corp	Goldman Sachs	(2,906)
(3,590)	SWK Holdings Corp	Morgan Stanley	1,831
(1,769)	Sylvamo Corp	Bank of America Merrill Lynch	3,450
(7,048)	Sylvamo Corp	Barclays Bank	6,484
(7,099)	Sylvamo Corp	Goldman Sachs	13,843
(3,437)	Sylvamo Corp	HSBC	17,549
(615)	Sylvamo Corp	Morgan Stanley	566
6,909	Synaptics Inc	Bank of America Merrill Lynch	55,372
5,152	Synaptics Inc	Barclays Bank	19,784
2,633	Synaptics Inc	Goldman Sachs	27,620
3,988	Synaptics Inc	HSBC	33,133
10,940	Synaptics Inc	Morgan Stanley	51,277
7,330	Synchronoss Technologies Inc	Barclays Bank	319
2,722	Synchronoss Technologies Inc	Goldman Sachs	155
9,713	Synchrony Financial	Bank of America Merrill Lynch	26,582
31,707	Synchrony Financial	Barclays Bank	23,463
33,714	Synchrony Financial	Goldman Sachs	105,188
11,505	Synchrony Financial	HSBC	42,560
11,740	Synchrony Financial	Morgan Stanley	8,688
(7,818)	Syndax Pharmaceuticals Inc	Barclays Bank	17,669
(11,916)	Syndax Pharmaceuticals Inc	Goldman Sachs	13,703
(10,234)	Synlogic Inc	Goldman Sachs	(27)
(31,575)	Synlogic Inc	HSBC	231

保有高	銘柄	取引相手	未実現純評価益 ／(損) (米ドル)
	米国(続き)		
1,581	Synopsys Inc	Bank of America Merrill Lynch	137,515
1,954	Synopsys Inc	Barclays Bank	114,465
2,626	Synopsys Inc	Goldman Sachs	228,409
493	Synopsys Inc	HSBC	43,640
1,194	Synopsys Inc	Morgan Stanley	69,945
3,372	Synovus Financial Corp	Bank of America Merrill Lynch	(1,744)
19,920	Synovus Financial Corp	Barclays Bank	(11,112)
6,356	Synovus Financial Corp	Goldman Sachs	(2,793)
4,602	Synovus Financial Corp	Morgan Stanley	(2,841)
(12,827)	Sysco Corp	Bank of America Merrill Lynch	59,902
(897)	Sysco Corp	Barclays Bank	1,812
(3,130)	Sysco Corp	Goldman Sachs	14,617
(9,853)	Sysco Corp	HSBC	62,074
(9,383)	Sysco Corp	Morgan Stanley	18,954
(1,853)	T Rowe Price Group Inc	Bank of America Merrill Lynch	(3,502)
(4,343)	T Rowe Price Group Inc	Barclays Bank	(5,820)
(728)	T Rowe Price Group Inc	HSBC	(1,340)
(4,396)	T Rowe Price Group Inc	Morgan Stanley	(5,890)
14,198	Tabula Rasa HealthCare Inc	Bank of America Merrill Lynch	(8,661)
4,995	Tabula Rasa HealthCare Inc	Goldman Sachs	(3,047)
16,587	Tactile Systems Technology Inc	Barclays Bank	(20,734)
(5,050)	Take-Two Interactive Software Inc	Barclays Bank	(2,525)
(8,535)	Take-Two Interactive Software Inc	Goldman Sachs	(108,224)
(13,209)	Take-Two Interactive Software Inc	HSBC	(159,301)
4,049	Talaris Therapeutics Inc	Bank of America Merrill Lynch	(162)
7,045	Talaris Therapeutics Inc	Barclays Bank	(1,339)
8,574	Talaris Therapeutics Inc	Goldman Sachs	(343)
4,562	Talaris Therapeutics Inc	Morgan Stanley	(867)
(2,170)	Talis Biomedical Corp	Barclays Bank	(85)
(23,032)	Talos Energy Inc	Bank of America Merrill Lynch	(8,453)
(5,534)	Talos Energy Inc	Barclays Bank	3,055
(13,171)	Talos Energy Inc	Morgan Stanley	3,293
7,723	Tandem Diabetes Care Inc	Barclays Bank	(25,331)
1,845	Tandem Diabetes Care Inc	HSBC	(13,062)
1,068	Tandem Diabetes Care Inc	Morgan Stanley	(3,503)
3,398	Tanger Factory Outlet Centers Inc (REIT)	Bank of America Merrill Lynch	3,364
23,634	Tanger Factory Outlet Centers Inc (REIT)	Barclays Bank	13,708
11,043	Tanger Factory Outlet Centers Inc (REIT)	Goldman Sachs	11,243
11,270	Tanger Factory Outlet Centers Inc (REIT)	HSBC	14,651
1,454	Tanger Factory Outlet Centers Inc (REIT)	Morgan Stanley	843
(9,982)	Tango Therapeutics Inc	Morgan Stanley	11,080
(1,958)	Tapestry Inc	Barclays Bank	5,600
8,443	Tapestry Inc	Goldman Sachs	(31,492)
(1,156)	Tapestry Inc	Goldman Sachs	4,253
21,780	Tapestry Inc	HSBC	18,949

保有高	銘柄	取引相手	未実現純評価益 ／(損) (米ドル)
	米国(続き)		
(5,981)	Tapestry Inc	HSBC	16,547
2,623	Targa Resources Corp	Bank of America Merrill Lynch	(7,817)
7,286	Targa Resources Corp	Barclays Bank	(20,041)
14,475	Targa Resources Corp	Goldman Sachs	(43,136)
15,124	Targa Resources Corp	HSBC	(49,071)
19,928	Targa Resources Corp	Morgan Stanley	(62,807)
3,460	Target Corp	Bank of America Merrill Lynch	(62,374)
825	Target Corp	Barclays Bank	(14,867)
2,424	Target Corp	Goldman Sachs	(59,891)
1,824	Target Corp	HSBC	(12,525)
1,900	Target Corp	Morgan Stanley	(17,512)
(10,190)	Target Hospitality Corp	Barclays Bank	15,744
9,802	Tarsus Pharmaceuticals Inc	Bank of America Merrill Lynch	(5,979)
8,366	Tarsus Pharmaceuticals Inc	Barclays Bank	(2,426)
7,615	Tarsus Pharmaceuticals Inc	Goldman Sachs	(4,645)
12,724	Tarsus Pharmaceuticals Inc	HSBC	4,581
10,099	Tarsus Pharmaceuticals Inc	Morgan Stanley	(2,929)
49,607	Taylor Morrison Home Corp	Bank of America Merrill Lynch	(18,526)
48,762	Taylor Morrison Home Corp	Barclays Bank	8,408
40,880	Taylor Morrison Home Corp	Goldman Sachs	(18,789)
27,436	Taylor Morrison Home Corp	HSBC	119,277
22,597	Taylor Morrison Home Corp	Morgan Stanley	2,528
6,314	TCR2 Therapeutics Inc	Bank of America Merrill Lynch	(2,305)
33,116	TCR2 Therapeutics Inc	Barclays Bank	(7,782)
9,957	TCR2 Therapeutics Inc	Goldman Sachs	(3,634)
17,242	TCR2 Therapeutics Inc	HSBC	(6,466)
17,794	TCR2 Therapeutics Inc	Morgan Stanley	(4,182)
4,908	TD SYNEX Corp	Bank of America Merrill Lynch	4,270
25,550	TD SYNEX Corp	Barclays Bank	(39,858)
31,943	TD SYNEX Corp	Goldman Sachs	27,790
20,093	TD SYNEX Corp	HSBC	32,149
3,841	TD SYNEX Corp	Morgan Stanley	(5,992)
11,946	TE Connectivity Ltd	Bank of America Merrill Lynch	6,093
8,068	TE Connectivity Ltd	Barclays Bank	(17,024)
2,395	TE Connectivity Ltd	Goldman Sachs	1,221
6,420	TE Connectivity Ltd	HSBC	2,529
14,753	TE Connectivity Ltd	Morgan Stanley	(31,129)
(2,351)	Team Inc	Barclays Bank	(7,688)
(2,886)	Team Inc	Goldman Sachs	(9,582)
(785)	Team Inc	HSBC	(2,143)
(2,342)	Team Inc	Morgan Stanley	(7,658)
1	Technip Energies NV ADR	Morgan Stanley	(1)
(2,250)	TechTarget Inc	Bank of America Merrill Lynch	(8,955)
(6,353)	TechTarget Inc	Barclays Bank	(14,104)
(7,008)	TechTarget Inc	Goldman Sachs	(27,051)

保有高	銘柄	取引相手	未実現純評価益 ／(損) (米ドル)
	米国(続き)		
(3,747)	TechTarget Inc	HSBC	(11,314)
(1,123)	TechTarget Inc	Morgan Stanley	(2,493)
10,978	Teekay Corp	Goldman Sachs	(3,952)
57,107	Teekay Corp	Morgan Stanley	(29,125)
485	Teekay Tankers Ltd 'A'	Bank of America Merrill Lynch	(2,304)
6,292	Teekay Tankers Ltd 'A'	Goldman Sachs	(29,887)
1,946	Teekay Tankers Ltd 'A'	HSBC	(2,082)
2,325	TEGNA Inc	Goldman Sachs	(1,325)
(3,318)	Tejon Ranch Co	Barclays Bank	630
(41,454)	Tejon Ranch Co	Goldman Sachs	3,731
(11,144)	Tejon Ranch Co	HSBC	(1,114)
(13,890)	Tela Bio Inc	Bank of America Merrill Lynch	(8,473)
(6,207)	Tela Bio Inc	Barclays Bank	(2,979)
15,093	Teladoc Health Inc	Bank of America Merrill Lynch	(21,994)
69,458	Teladoc Health Inc	Barclays Bank	(136,832)
31,630	Teladoc Health Inc	Goldman Sachs	(64,682)
41,027	Teladoc Health Inc	HSBC	(128,096)
19,363	Teladoc Health Inc	Morgan Stanley	(36,493)
357	Teledyne Technologies Inc	Bank of America Merrill Lynch	(10,494)
(4,408)	Teledyne Technologies Inc	Barclays Bank	129,463
1,141	Teledyne Technologies Inc	Barclays Bank	(11,952)
(1,524)	Teledyne Technologies Inc	Goldman Sachs	35,250
378	Teledyne Technologies Inc	Goldman Sachs	(1,883)
(1,565)	Teledyne Technologies Inc	HSBC	34,289
1,058	Teledyne Technologies Inc	HSBC	(4,258)
(3,668)	Teleflex Inc	Bank of America Merrill Lynch	60,229
(7,593)	Teleflex Inc	Barclays Bank	102,126
(3,822)	Teleflex Inc	Goldman Sachs	62,757
(2,251)	Teleflex Inc	HSBC	61,430
(6,404)	Teleflex Inc	Morgan Stanley	86,134
21,608	Telephone and Data Systems Inc	Bank of America Merrill Lynch	(11,020)
48,687	Telephone and Data Systems Inc	Barclays Bank	(33,594)
24,629	Telephone and Data Systems Inc	Goldman Sachs	(12,561)
6,581	Telephone and Data Systems Inc	HSBC	(4,409)
14,809	Telephone and Data Systems Inc	Morgan Stanley	(10,218)
(4,692)	Telesat Corp	Barclays Bank	1,877
(9,526)	Telesat Corp	Goldman Sachs	12,860
(4,232)	Telesat Corp	Morgan Stanley	1,693
485	Telesis Bio Inc	Barclays Bank	(194)
178	Telesis Bio Inc	Morgan Stanley	(71)
(7,906)	Tellurian Inc	Bank of America Merrill Lynch	1,186
(163,298)	Tellurian Inc	Barclays Bank	35,926
(84,082)	Tellurian Inc	Goldman Sachs	12,612
(9,640)	Telos Corp	Barclays Bank	(7,712)
(9,756)	Tempur Sealy International Inc	Bank of America Merrill Lynch	24,000

保有高	銘柄	取引相手	未実現純評価益 ／(損) (米ドル)
	米国(続き)		
(27,999)	Tempur Sealy International Inc	Barclays Bank	35,559
3,784	Tempur Sealy International Inc	Barclays Bank	(4,806)
(11,835)	Tempur Sealy International Inc	Goldman Sachs	29,114
(11,068)	Tempur Sealy International Inc	HSBC	10,293
1,106	Tempur Sealy International Inc	Morgan Stanley	(1,405)
515	Tenable Holdings Inc	Bank of America Merrill Lynch	1,045
25,562	Tenable Holdings Inc	Barclays Bank	(5,624)
1,308	Tenable Holdings Inc	HSBC	4,434
8,683	Tenable Holdings Inc	Morgan Stanley	(1,911)
(2,168)	Tenaya Therapeutics Inc	Bank of America Merrill Lynch	(260)
(3,578)	Tenaya Therapeutics Inc	Barclays Bank	1,145
(2,675)	Tenaya Therapeutics Inc	Morgan Stanley	856
521	Tenet Healthcare Corp	Bank of America Merrill Lynch	(314)
(10,001)	Tenet Healthcare Corp	Barclays Bank	30,704
(3,872)	Tenet Healthcare Corp	Goldman Sachs	5,692
2,008	Tennant Co	Bank of America Merrill Lynch	(9,699)
7,602	Tennant Co	Barclays Bank	(38,238)
224	Tennant Co	Goldman Sachs	(1,082)
717	Tennant Co	HSBC	(3,492)
3,022	Tennant Co	Morgan Stanley	(13,401)
4,003	Teradata Corp	Bank of America Merrill Lynch	10,528
36,147	Teradata Corp	Barclays Bank	61,088
17,656	Teradata Corp	HSBC	53,498
9,203	Teradata Corp	Morgan Stanley	15,553
4,901	Teradyne Inc	Barclays Bank	20,004
33,568	Teradyne Inc	Goldman Sachs	248,067
12,687	Teradyne Inc	HSBC	129,281
4,326	Teradyne Inc	Morgan Stanley	16,663
(9,914)	Terawulf Inc	Morgan Stanley	1,091
2,673	Terex Corp	Bank of America Merrill Lynch	(1,898)
23,322	Terex Corp	Barclays Bank	(41,280)
830	Terex Corp	Goldman Sachs	(589)
5,913	Terex Corp	HSBC	(4,198)
6,526	Terex Corp	Morgan Stanley	(11,551)
5,724	Terns Pharmaceuticals Inc	Barclays Bank	(286)
1,442	Terreno Realty Corp (REIT)	Bank of America Merrill Lynch	1,319
58,779	Terreno Realty Corp (REIT)	Barclays Bank	7,054
20,887	Terreno Realty Corp (REIT)	Goldman Sachs	(10,652)
22,466	Terreno Realty Corp (REIT)	HSBC	(11,020)
12,301	Terreno Realty Corp (REIT)	Morgan Stanley	1,476
13,435	Territorial Bancorp Inc	Barclays Bank	(7,792)
1,714	Territorial Bancorp Inc	Goldman Sachs	1,183
2,890	Territorial Bancorp Inc	HSBC	(751)
12,249	Territorial Bancorp Inc	Morgan Stanley	(7,104)
(458)	Tesla Inc	Bank of America Merrill Lynch	(11,999)

保有高	銘柄	取引相手	未実現純評価益 ／(損) (米ドル)
	米国 (続き)		
(932)	Tesla Inc	Barclays Bank	(10, 420)
(5, 506)	Tesla Inc	Goldman Sachs	(185, 552)
(1, 323)	Tesla Inc	HSBC	(37, 388)
(2, 533)	Tesla Inc	Morgan Stanley	(28, 319)
15, 793	TESSCO Technologies Inc	Morgan Stanley	2, 053
3, 187	Tetra Tech Inc	Barclays Bank	(22, 023)
10, 813	Tetra Tech Inc	Goldman Sachs	(84, 234)
(221)	Tetra Tech Inc	HSBC	128
5, 066	Tetra Tech Inc	HSBC	(22, 898)
6, 795	Tetra Tech Inc	Morgan Stanley	(46, 953)
(44, 191)	TETRA Technologies Inc	Barclays Bank	14, 141
(4, 859)	Texas Capital Bancshares Inc	Barclays Bank	14, 917
(7, 708)	Texas Capital Bancshares Inc	Goldman Sachs	(23, 355)
(7, 520)	Texas Capital Bancshares Inc	HSBC	(11, 130)
(12, 448)	Texas Instruments Inc	Barclays Bank	(46, 431)
(4, 698)	Texas Instruments Inc	Goldman Sachs	(43, 832)
(3, 944)	Texas Instruments Inc	HSBC	(40, 899)
(3, 711)	Texas Instruments Inc	Morgan Stanley	(13, 842)
243	Texas Pacific Land Corp	Bank of America Merrill Lynch	(18, 123)
189	Texas Pacific Land Corp	Barclays Bank	(13, 120)
435	Texas Pacific Land Corp	HSBC	(45, 101)
1, 956	Texas Roadhouse Inc	Bank of America Merrill Lynch	(939)
7, 418	Texas Roadhouse Inc	Barclays Bank	(33, 232)
9, 918	Texas Roadhouse Inc	HSBC	(7, 282)
12, 757	Texas Roadhouse Inc	Morgan Stanley	(57, 151)
(32, 838)	Textainer Group Holdings Ltd	Barclays Bank	19, 703
(41, 637)	Textainer Group Holdings Ltd	Goldman Sachs	—
(16, 121)	Textainer Group Holdings Ltd	HSBC	(16, 121)
(1, 181)	Textainer Group Holdings Ltd	Morgan Stanley	709
(1, 488)	TFF Pharmaceuticals Inc	Bank of America Merrill Lynch	270
(14, 472)	TFF Pharmaceuticals Inc	Barclays Bank	2, 088
3, 763	TFS Financial Corp	Bank of America Merrill Lynch	414
1, 967	TFS Financial Corp	Barclays Bank	39
(36, 490)	TFS Financial Corp	Barclays Bank	(730)
(149, 014)	TFS Financial Corp	Goldman Sachs	(16, 392)
7, 801	TFS Financial Corp	Goldman Sachs	858
(156, 045)	TFS Financial Corp	HSBC	54, 615
1, 698	TFS Financial Corp	HSBC	(594)
(11, 519)	TFS Financial Corp	Morgan Stanley	(230)
3, 392	TFS Financial Corp	Morgan Stanley	68
(1, 249)	TG Therapeutics Inc	Barclays Bank	3, 197
(14, 929)	TG Therapeutics Inc	Goldman Sachs	76, 586
(6, 304)	TG Therapeutics Inc	HSBC	44, 632
(1, 329)	TG Therapeutics Inc	Morgan Stanley	3, 402
(14, 489)	Theravance Biopharma Inc	Barclays Bank	(724)

保有高	銘柄	取引相手	未実現純評価益 ／(損) (米ドル)
	米国(続き)		
(20,821)	Theravance Biopharma Inc	Goldman Sachs	4,997
(1,785)	Theravance Biopharma Inc	Morgan Stanley	(89)
(685)	Thermo Fisher Scientific Inc	Bank of America Merrill Lynch	13,987
(530)	Thermo Fisher Scientific Inc	Barclays Bank	13,653
(562)	Thermo Fisher Scientific Inc	HSBC	22,098
(770)	Thermo Fisher Scientific Inc	Morgan Stanley	19,835
8,665	Thermon Group Holdings Inc	Bank of America Merrill Lynch	14,211
15,126	Thermon Group Holdings Inc	Barclays Bank	7,866
7,947	Thermon Group Holdings Inc	Goldman Sachs	13,033
19,114	Thermon Group Holdings Inc	HSBC	34,214
22,219	Thermon Group Holdings Inc	Morgan Stanley	11,554
4,340	Theseus Pharmaceuticals Inc	Barclays Bank	(12,434)
6,981	Theseus Pharmaceuticals Inc	Morgan Stanley	(20,001)
(10,493)	Third Coast Bancshares Inc	Barclays Bank	(210)
501	Thor Industries Inc	Bank of America Merrill Lynch	(892)
(4,116)	Thor Industries Inc	Barclays Bank	13,459
1,404	Thor Industries Inc	Barclays Bank	(4,591)
(5,849)	Thor Industries Inc	Goldman Sachs	10,411
(4,325)	Thor Industries Inc	HSBC	21,106
434	Thor Industries Inc	HSBC	(2,118)
(4,890)	Thor Industries Inc	Morgan Stanley	15,990
6,592	Thorne HealthTech Inc	Barclays Bank	(132)
9,605	Thorne HealthTech Inc	Goldman Sachs	(2,209)
8,728	Thorne HealthTech Inc	HSBC	(175)
6,558	Thorne HealthTech Inc	Morgan Stanley	(131)
(2,631)	Thoughtworks Holding Inc	Bank of America Merrill Lynch	(605)
3,246	Thoughtworks Holding Inc	Bank of America Merrill Lynch	747
10,898	Thoughtworks Holding Inc	Barclays Bank	1,090
8,461	Thoughtworks Holding Inc	Goldman Sachs	1,946
5,906	Thoughtworks Holding Inc	HSBC	3,485
(13,594)	ThredUp Inc ' A'	Goldman Sachs	11,759
(13,760)	ThredUp Inc ' A'	HSBC	14,104
(10,165)	ThredUp Inc ' A'	Morgan Stanley	7,675
14,103	Thryv Holdings Inc	Bank of America Merrill Lynch	21,578
3,431	Thryv Holdings Inc	Barclays Bank	(2,024)
29,773	Thryv Holdings Inc	Goldman Sachs	45,553
23,415	Thryv Holdings Inc	HSBC	58,069
18,448	Thryv Holdings Inc	Morgan Stanley	(10,884)
(7,354)	Tidewater Inc	Barclays Bank	21,841
(3,854)	Tidewater Inc	Goldman Sachs	(886)
(5,020)	Tidewater Inc	HSBC	(10,743)
5,026	Tile Shop Holdings Inc	Barclays Bank	251
8,210	Tile Shop Holdings Inc	Goldman Sachs	3,859
(21,039)	Tilly's Inc	Bank of America Merrill Lynch	1,894
(14,565)	Tilly's Inc	Barclays Bank	(8,011)

保有高	銘柄	取引相手	未実現純評価益 ／(損) (米ドル)
	米国 (続き)		
(31,050)	Tilly' s Inc	Goldman Sachs	2,795
(27,775)	Tilly' s Inc	HSBC	(3,889)
(26,557)	Tilly' s Inc	Morgan Stanley	(14,606)
8,240	Timberland Bancorp Inc	Bank of America Merrill Lynch	5,214
8,978	Timberland Bancorp Inc	Barclays Bank	2,440
3,688	Timberland Bancorp Inc	Goldman Sachs	2,424
9,443	Timberland Bancorp Inc	HSBC	8,531
5,206	Timberland Bancorp Inc	Morgan Stanley	1,340
2,061	Timken Co	Bank of America Merrill Lynch	(3,359)
31,727	Timken Co	Barclays Bank	(73,289)
31,684	Timken Co	Goldman Sachs	(51,645)
20,997	Timken Co	HSBC	(66,560)
2,589	Timken Co	Morgan Stanley	(5,981)
(12,911)	TimkenSteel Corp	Bank of America Merrill Lynch	129
(13,785)	TimkenSteel Corp	Barclays Bank	13,647
(18,822)	TimkenSteel Corp	Goldman Sachs	188
(28,458)	TimkenSteel Corp	HSBC	17,359
(12,308)	TimkenSteel Corp	Morgan Stanley	12,185
3,664	Tingo Group Inc	Barclays Bank	(7,768)
6,292	Tingo Group Inc	HSBC	(1,982)
23,116	Tiptree Inc ' A' (REIT)	Barclays Bank	4,161
22,884	Tiptree Inc ' A' (REIT)	Goldman Sachs	8,479
15,583	Tiptree Inc ' A' (REIT)	HSBC	8,036
26,488	Tiptree Inc ' A' (REIT)	Morgan Stanley	4,874
7,401	Titan International Inc	Bank of America Merrill Lynch	(4,293)
4,217	Titan International Inc	Barclays Bank	(3,289)
1,650	Titan International Inc	Goldman Sachs	(957)
2,196	Titan International Inc	HSBC	(220)
5,560	Titan International Inc	Morgan Stanley	(4,337)
4,370	Titan Machinery Inc	Bank of America Merrill Lynch	(35,834)
3,628	Titan Machinery Inc	Barclays Bank	(35,518)
12,533	Titan Machinery Inc	Goldman Sachs	(102,771)
665	Titan Machinery Inc	HSBC	(4,708)
1,944	Titan Machinery Inc	Morgan Stanley	(19,032)
11,165	TJX Cos Inc	Bank of America Merrill Lynch	(35,058)
43,609	TJX Cos Inc	Barclays Bank	(101,173)
9,430	TJX Cos Inc	Goldman Sachs	(29,610)
1,972	TJX Cos Inc	Morgan Stanley	(4,575)
(10,682)	T-Mobile US Inc	Bank of America Merrill Lynch	73,014
(15,247)	T-Mobile US Inc	Barclays Bank	60,531
(3,726)	T-Mobile US Inc	HSBC	23,498
(15,484)	T-Mobile US Inc	Morgan Stanley	61,471
(6,635)	Toast Inc ' A'	Goldman Sachs	(14,663)
(3,471)	Toast Inc ' A'	HSBC	(7,592)
5,359	Toll Brothers Inc	Bank of America Merrill Lynch	16,774

保有高	銘柄	取引相手	未実現純評価益 ／(損) (米ドル)
	米国(続き)		
4,389	Toll Brothers Inc	Barclays Bank	14,396
9,023	Toll Brothers Inc	Goldman Sachs	28,242
41,881	Toll Brothers Inc	HSBC	156,635
4,383	Toll Brothers Inc	Morgan Stanley	14,376
(7,547)	Tompkins Financial Corp	Barclays Bank	10,188
(11,543)	Tompkins Financial Corp	Goldman Sachs	(27,241)
(15,157)	Tompkins Financial Corp	HSBC	(7,730)
(21,667)	Tootsie Roll Industries Inc	Barclays Bank	(12,350)
3,575	TopBuild Corp	Bank of America Merrill Lynch	(32,139)
3,266	TopBuild Corp	Barclays Bank	(13,881)
2,497	TopBuild Corp	Goldman Sachs	(22,448)
4,309	TopBuild Corp	HSBC	(38,221)
3,491	TopBuild Corp	Morgan Stanley	(14,837)
4,942	Topgolf Callaway Brands Corp	Bank of America Merrill Lynch	(3,633)
107,212	Topgolf Callaway Brands Corp	Barclays Bank	106,676
12,167	Topgolf Callaway Brands Corp	Goldman Sachs	(8,942)
14,333	Topgolf Callaway Brands Corp	HSBC	(55,041)
21,855	Topgolf Callaway Brands Corp	Morgan Stanley	21,746
(18,709)	Toro Co	Bank of America Merrill Lynch	122,505
(18,854)	Toro Co	Barclays Bank	131,412
(19,087)	Toro Co	Goldman Sachs	126,165
(11,687)	Toro Co	HSBC	76,425
(26,585)	Toro Co	Morgan Stanley	185,298
1,581	Towne Bank	Bank of America Merrill Lynch	2,751
37,672	Towne Bank	Barclays Bank	1,884
17,329	Towne Bank	Goldman Sachs	30,152
3,155	Towne Bank	Morgan Stanley	158
21,283	Townsquare Media Inc 'A'	Bank of America Merrill Lynch	(3,192)
10,577	Townsquare Media Inc 'A'	Barclays Bank	1,163
31,746	Townsquare Media Inc 'A'	Goldman Sachs	(4,762)
5,325	Townsquare Media Inc 'A'	HSBC	(4,207)
1,849	Townsquare Media Inc 'A'	Morgan Stanley	203
29,367	TPG RE Finance Trust Inc (REIT)	HSBC	21,732
(3,767)	TPI Composites Inc	Bank of America Merrill Lynch	(226)
(19,154)	TPI Composites Inc	Barclays Bank	(6,512)
(10,100)	Tractor Supply Co	Bank of America Merrill Lynch	202,101
(5,231)	Tractor Supply Co	HSBC	151,916
(751)	Trade Desk Inc 'A'	Bank of America Merrill Lynch	(4,341)
(2,049)	Trade Desk Inc 'A'	Barclays Bank	(2,541)
(13,990)	Trade Desk Inc 'A'	Goldman Sachs	(80,862)
(14,355)	Trade Desk Inc 'A'	HSBC	(73,067)
(5,225)	Trade Desk Inc 'A'	Morgan Stanley	(6,479)
(2,964)	Tradeweb Markets Inc 'A'	Bank of America Merrill Lynch	14,496
(557)	Tradeweb Markets Inc 'A'	Barclays Bank	1,944
11,534	Tradeweb Markets Inc 'A'	Goldman Sachs	(64,244)

保有高	銘柄	取引相手	未実現純評価益 ／(損) (米ドル)
	米国(続き)		
(638)	Tradeweb Markets Inc ' A'	Goldman Sachs	3,554
(398)	Tradeweb Markets Inc ' A'	HSBC	1,838
(1,437)	Tradeweb Markets Inc ' A'	Morgan Stanley	5,015
(45,339)	Traeger Inc	Barclays Bank	(3,174)
(17,106)	Traeger Inc	HSBC	(14,882)
(70,200)	Traeger Inc	Morgan Stanley	(4,914)
2,003	Trane Technologies Plc	Bank of America Merrill Lynch	(27,561)
7,430	Trane Technologies Plc	Barclays Bank	(50,822)
13,263	Trane Technologies Plc	Goldman Sachs	(182,499)
3,548	Trane Technologies Plc	HSBC	(43,853)
1,288	Trane Technologies Plc	Morgan Stanley	(8,810)
(3,295)	Transcat Inc	Barclays Bank	3,295
(1,877)	Transcat Inc	Goldman Sachs	(4,111)
(132)	Transcat Inc	HSBC	(832)
(599)	TransMedics Group Inc	Bank of America Merrill Lynch	(274)
(4,454)	TransMedics Group Inc	Barclays Bank	11,803
(3,778)	TransMedics Group Inc	Goldman Sachs	12,014
(1,344)	TransMedics Group Inc	HSBC	(1,129)
40,953	Transocean Ltd	Barclays Bank	(15,767)
(79,571)	Transocean Ltd	Goldman Sachs	48,140
24,134	Transocean Ltd	Morgan Stanley	(9,292)
(51,569)	Transphorm Inc	Goldman Sachs	(16,502)
(8,439)	TransUnion	Bank of America Merrill Lynch	(25,924)
(6,049)	TransUnion	Barclays Bank	242
(3,793)	TransUnion	Goldman Sachs	(13,864)
(5,888)	TransUnion	HSBC	(16,407)
(6,769)	TransUnion	Morgan Stanley	271
24,988	Travel + Leisure Co	Bank of America Merrill Lynch	6,497
88,793	Travel + Leisure Co	Barclays Bank	(1,776)
12,889	Travel + Leisure Co	Goldman Sachs	3,351
9,685	Travelers Cos Inc	Barclays Bank	(92,298)
18,413	Travelers Cos Inc	Goldman Sachs	(206,962)
4,631	Travelers Cos Inc	HSBC	(50,941)
12,331	Travelers Cos Inc	Morgan Stanley	(117,515)
9,885	Travere Therapeutics Inc	Barclays Bank	(1,087)
10,993	Travere Therapeutics Inc	HSBC	1,099
(7,859)	Treace Medical Concepts Inc	Barclays Bank	3,615
(5,763)	Treace Medical Concepts Inc	Goldman Sachs	(3,112)
(3,085)	Tredegar Corp	Bank of America Merrill Lynch	926
(27,697)	Tredegar Corp	Barclays Bank	13,018
(20,944)	Tredegar Corp	Goldman Sachs	6,283
(38,718)	Tredegar Corp	HSBC	33,297
(26,336)	Tredegar Corp	Morgan Stanley	12,378
2,250	TreeHouse Foods Inc	Barclays Bank	(4,343)
10,899	TreeHouse Foods Inc	HSBC	(69,972)

保有高	銘柄	取引相手	未実現純評価益 ／(損) (米ドル)
	米国 (続き)		
(1,686)	Trex Co Inc	Bank of America Merrill Lynch	8,030
702	Trex Co Inc	Bank of America Merrill Lynch	(3,636)
3,327	Trex Co Inc	Barclays Bank	(14,073)
(2,092)	Trex Co Inc	Goldman Sachs	10,837
4,651	Trex Co Inc	HSBC	(18,418)
(1,849)	Trex Co Inc	Morgan Stanley	7,821
44,985	Tri Pointe Homes Inc	Barclays Bank	(11,696)
49,022	Tri Pointe Homes Inc	Goldman Sachs	(1,961)
(15,482)	TriCo Bancshares	Goldman Sachs	(24,616)
(9,524)	TriCo Bancshares	HSBC	(22,096)
(745)	TriMas Corp	Bank of America Merrill Lynch	52
(25,555)	TriMas Corp	Barclays Bank	17,324
(33,436)	TriMas Corp	Goldman Sachs	2,341
(31,620)	TriMas Corp	HSBC	(2,095)
(2,754)	TriMas Corp	Morgan Stanley	1,928
27,005	Trimble Inc	Goldman Sachs	(17,013)
5,124	Trimble Inc	HSBC	(1,896)
3,312	Trimble Inc	Morgan Stanley	(4,769)
(450)	TriNet Group Inc	Bank of America Merrill Lynch	2,223
(9,923)	TriNet Group Inc	Barclays Bank	51,996
(7,739)	TriNet Group Inc	Goldman Sachs	38,231
(8,798)	TriNet Group Inc	HSBC	20,763
(3,220)	TriNet Group Inc	Morgan Stanley	16,873
10,963	Trinity Industries Inc	Bank of America Merrill Lynch	2,179
17,995	Trinity Industries Inc	Barclays Bank	(7,210)
35,261	Trinity Industries Inc	Morgan Stanley	(13,059)
(51,695)	Trinity Place Holdings Inc	Bank of America Merrill Lynch	(1,546)
(2,631)	Trinity Place Holdings Inc	Barclays Bank	4
(16,263)	Trinity Place Holdings Inc	Goldman Sachs	(486)
7,352	Trinseo Plc	Barclays Bank	(20,144)
4,627	Trinseo Plc	Goldman Sachs	(10,920)
2,294	Trinseo Plc	Morgan Stanley	(6,286)
(4,638)	TripAdvisor Inc	Bank of America Merrill Lynch	3,896
(1,449)	TripAdvisor Inc	Barclays Bank	1,406
(9,069)	TripAdvisor Inc	HSBC	9,250
(5,506)	Triumph Financial Inc	Bank of America Merrill Lynch	(17,014)
(7,500)	Triumph Financial Inc	Barclays Bank	8,475
(3,750)	Triumph Financial Inc	Goldman Sachs	(11,588)
(723)	Triumph Financial Inc	HSBC	(3,272)
(3,536)	Triumph Financial Inc	Morgan Stanley	3,627
8,501	Triumph Group Inc	Bank of America Merrill Lynch	4,676
14,971	Triumph Group Inc	Barclays Bank	(15,121)
(10,708)	Triumph Group Inc	Barclays Bank	1,767
7,741	Triumph Group Inc	Goldman Sachs	4,258
4,190	Triumph Group Inc	HSBC	5,447

保有高	銘柄	取引相手	未実現純評価益 ／(損) (米ドル)
	米国(続き)		
4,368	Triumph Group Inc	Morgan Stanley	(4,412)
(35,138)	Tronox Holdings Plc	Barclays Bank	38,300
(32,072)	Tronox Holdings Plc	Goldman Sachs	10,904
(36,121)	Tronox Holdings Plc	HSBC	61,767
(14,264)	Tronox Holdings Plc	Morgan Stanley	15,548
1,225	TrueBlue Inc	Bank of America Merrill Lynch	1,703
7,438	TrueBlue Inc	Barclays Bank	(4,760)
2,782	TrueBlue Inc	Goldman Sachs	3,867
17,251	TrueBlue Inc	HSBC	30,707
3,034	TrueBlue Inc	Morgan Stanley	(1,942)
85,355	TrueCar Inc	Bank of America Merrill Lynch	(4,268)
62,384	TrueCar Inc	Goldman Sachs	(3,119)
858	Truist Financial Corp	Bank of America Merrill Lynch	2,394
49,943	Truist Financial Corp	Barclays Bank	3,995
21,996	Truist Financial Corp	Goldman Sachs	61,369
39,437	Truist Financial Corp	HSBC	75,324
20,531	Truist Financial Corp	Morgan Stanley	1,643
(3,204)	Trupanion Inc	Bank of America Merrill Lynch	(4,774)
(3,388)	Trupanion Inc	Morgan Stanley	4,311
(8,144)	TrustCo Bank Corp NY	Barclays Bank	4,072
(11,842)	TrustCo Bank Corp NY	Goldman Sachs	(5,921)
(5,685)	TrustCo Bank Corp NY	HSBC	(1,308)
(5,310)	Trustmark Corp	Bank of America Merrill Lynch	(2,363)
(16,688)	Trustmark Corp	Barclays Bank	8,928
(41,017)	Trustmark Corp	Goldman Sachs	(18,253)
(63,333)	Trustmark Corp	HSBC	16,783
(13,426)	Trustmark Corp	Morgan Stanley	7,183
4,927	TTEC Holdings Inc	Barclays Bank	(16,308)
9,509	TTEC Holdings Inc	Goldman Sachs	(15,133)
3,581	TTEC Holdings Inc	HSBC	(8,309)
4,328	TTEC Holdings Inc	Morgan Stanley	(8,651)
(1,874)	TTM Technologies Inc	Bank of America Merrill Lynch	(1,705)
(42,700)	TTM Technologies Inc	Barclays Bank	(11,956)
(1,441)	TTM Technologies Inc	Morgan Stanley	(403)
(13,605)	Tucows Inc ' A'	Barclays Bank	(24,761)
(47,813)	Tupperware Brands Corp	Bank of America Merrill Lynch	(11,953)
(18,671)	Tupperware Brands Corp	Barclays Bank	(2,259)
(50,656)	Tupperware Brands Corp	Goldman Sachs	(12,664)
(22,980)	Tupperware Brands Corp	HSBC	(4,136)
6,911	Turning Point Brands Inc	Barclays Bank	(10,505)
10,886	Turning Point Brands Inc	Goldman Sachs	(2,722)
4,984	Turning Point Brands Inc	HSBC	(3,987)
(5,116)	Turtle Beach Corp	Barclays Bank	1,637
8,531	TuSimple Holdings Inc ' A'	Bank of America Merrill Lynch	8,616
(18,769)	TuSimple Holdings Inc ' A'	Bank of America Merrill Lynch	(18,957)

保有高	銘柄	取引相手	未実現純評価益 ／(損) (米ドル)
	米国(続き)		
6,372	TuSimple Holdings Inc 'A'	Barclays Bank	2,613
11,551	TuSimple Holdings Inc 'A'	HSBC	11,320
8,159	TuSimple Holdings Inc 'A'	Morgan Stanley	3,345
(40,625)	TuSimple Holdings Inc 'A'	Morgan Stanley	(13,973)
10,758	Tutor Perini Corp	Barclays Bank	(5,271)
27,810	Tutor Perini Corp	Goldman Sachs	6,953
672	Twilio Inc 'A'	Bank of America Merrill Lynch	12,615
(1,378)	Twilio Inc 'A'	Bank of America Merrill Lynch	(26,761)
9,350	Twilio Inc 'A'	Barclays Bank	84,991
(1,344)	Twilio Inc 'A'	Barclays Bank	(9,461)
(5,728)	Twilio Inc 'A'	Morgan Stanley	(52,068)
(5,921)	Twin Disc Inc	Goldman Sachs	10,717
(19,107)	Twin Disc Inc	HSBC	17,961
(9,208)	Twin Disc Inc	Morgan Stanley	2,118
11,900	Twist Bioscience Corp	Bank of America Merrill Lynch	18,088
11,140	Twist Bioscience Corp	Barclays Bank	780
8,260	Twist Bioscience Corp	Goldman Sachs	12,555
5,433	Twist Bioscience Corp	HSBC	8,693
8,729	Twist Bioscience Corp	Morgan Stanley	611
(16,828)	Two Harbors Investment Corp (REIT)	Bank of America Merrill Lynch	(6,812)
(50,105)	Two Harbors Investment Corp (REIT)	Barclays Bank	(6,013)
(9,910)	Two Harbors Investment Corp (REIT)	Goldman Sachs	(5,153)
(11,333)	Two Harbors Investment Corp (REIT)	HSBC	(6,403)
(26,877)	Two Harbors Investment Corp (REIT)	Morgan Stanley	(3,759)
(5,035)	Tyler Technologies Inc	Bank of America Merrill Lynch	(17,723)
(3,271)	Tyler Technologies Inc	Barclays Bank	2,355
(4,313)	Tyler Technologies Inc	Goldman Sachs	(15,182)
(4,232)	Tyler Technologies Inc	HSBC	(42,193)
(2,578)	Tyler Technologies Inc	Morgan Stanley	1,856
(930)	Tyson Foods Inc 'A'	Bank of America Merrill Lynch	864
(2,708)	Tyson Foods Inc 'A'	Barclays Bank	(2,627)
(4,737)	Tyson Foods Inc 'A'	Morgan Stanley	4,901
5,160	Uber Technologies Inc	Bank of America Merrill Lynch	(877)
(5,564)	Uber Technologies Inc	Barclays Bank	6,677
(2,032)	Uber Technologies Inc	HSBC	1,710
(4,130)	Ubiquiti Inc	Barclays Bank	30,810
1,059	Ubiquiti Inc	HSBC	(30,023)
(13,666)	Udemy Inc	HSBC	(15,212)
(15,880)	Udemy Inc	Morgan Stanley	(5,144)
13,727	UDR Inc (REIT)	Bank of America Merrill Lynch	(25,532)
6,340	UDR Inc (REIT)	Goldman Sachs	(11,792)
3,849	UDR Inc (REIT)	HSBC	(7,236)
11,254	UFP Industries Inc	Bank of America Merrill Lynch	(35,338)
19,068	UFP Industries Inc	Barclays Bank	(59,111)
9,220	UFP Industries Inc	Goldman Sachs	(28,951)

保有高	銘柄	取引相手	未実現純評価益 ／(損) (米ドル)
	米国 (続き)		
13,605	UFP Industries Inc	HSBC	(38,502)
17,221	UFP Industries Inc	Morgan Stanley	(53,385)
(2,648)	UFP Technologies Inc	Barclays Bank	291
(1,262)	UFP Technologies Inc	Goldman Sachs	(6,234)
(776)	UFP Technologies Inc	HSBC	(9,622)
3,394	UGI Corp	Bank of America Merrill Lynch	(2,138)
(13,376)	UGI Corp	Barclays Bank	9,631
4,836	UGI Corp	Barclays Bank	(3,482)
2,862	UGI Corp	Goldman Sachs	(1,803)
2,687	UGI Corp	HSBC	(6,610)
7,355	UGI Corp	Morgan Stanley	(5,296)
(523)	U-Haul Holding Co	Bank of America Merrill Lynch	4,337
8,644	U-Haul Holding Co	Barclays Bank	(56,100)
(13,327)	U-Haul Holding Co	Barclays Bank	116,078
16,044	U-Haul Holding Co	Goldman Sachs	(66,102)
(2,804)	U-Haul Holding Co	Goldman Sachs	11,328
2,433	U-Haul Holding Co	HSBC	(11,265)
3,288	U-Haul Holding Co	Morgan Stanley	(21,339)
(3,001)	U-Haul Holding Co	Morgan Stanley	24,018
25,429	UiPath Inc ' A'	Barclays Bank	7,883
7,556	UiPath Inc ' A'	HSBC	26,673
17,346	UiPath Inc ' A'	Morgan Stanley	5,377
463	Ultra Salon Cosmetics & Fragrance Inc	Barclays Bank	(30,160)
(6,813)	Ultra Clean Holdings Inc	Bank of America Merrill Lynch	(45,375)
(12,891)	Ultra Clean Holdings Inc	Barclays Bank	(47,826)
(3,609)	Ultra Clean Holdings Inc	HSBC	(25,155)
(6,301)	Ultra Clean Holdings Inc	Morgan Stanley	(23,377)
3,886	Ultragenyx Pharmaceutical Inc	Bank of America Merrill Lynch	(1,438)
19,665	Ultragenyx Pharmaceutical Inc	Barclays Bank	(40,510)
1,302	Ultragenyx Pharmaceutical Inc	Goldman Sachs	(482)
24,008	Ultragenyx Pharmaceutical Inc	HSBC	38,413
(21,699)	Ultralife Corp	Morgan Stanley	4,340
3,161	UMB Financial Corp	Barclays Bank	(2,940)
5,889	UMB Financial Corp	Morgan Stanley	(5,477)
(5,987)	UMH Properties Inc (REIT)	Goldman Sachs	3,832
(37,804)	UMH Properties Inc (REIT)	HSBC	14,744
12,273	Under Armour Inc ' A'	Barclays Bank	(3,866)
(26,727)	Under Armour Inc ' A'	Barclays Bank	8,419
33,624	Under Armour Inc ' A'	HSBC	(52,958)
(10,070)	Under Armour Inc ' A'	HSBC	15,860
(13,373)	Under Armour Inc ' A'	Morgan Stanley	4,212
(7,442)	Unifi Inc	Goldman Sachs	5,433
(6,490)	UniFirst Corp	Barclays Bank	(1,641)
(1,741)	UniFirst Corp	Goldman Sachs	(10,342)
(962)	UniFirst Corp	HSBC	(9,649)

保有高	銘柄	取引相手	未実現純評価益 ／(損) (米ドル)
	米国 (続き)		
(258)	UniFirst Corp	Morgan Stanley	(53)
(2,465)	Union Bankshares Inc	Bank of America Merrill Lynch	(3,574)
(592)	Union Pacific Corp	Bank of America Merrill Lynch	3,266
(3,302)	Union Pacific Corp	Barclays Bank	18,227
(7,624)	Union Pacific Corp	Goldman Sachs	50,978
(402)	Union Pacific Corp	HSBC	1,313
(12,237)	Union Pacific Corp	Morgan Stanley	67,548
18,544	Unisys Corp	Bank of America Merrill Lynch	(1,669)
39,233	Unisys Corp	Barclays Bank	(15,301)
11,188	Unisys Corp	Goldman Sachs	(1,007)
3,782	Unisys Corp	Morgan Stanley	(1,475)
(3,893)	United Airlines Holdings Inc	Barclays Bank	(2,998)
(7,979)	United Airlines Holdings Inc	Goldman Sachs	(23,777)
(10,583)	United Airlines Holdings Inc	HSBC	(24,553)
(478)	United Airlines Holdings Inc	Morgan Stanley	(368)
(558)	United Bankshares Inc	Bank of America Merrill Lynch	(692)
(12,851)	United Bankshares Inc	Barclays Bank	5,911
(3,148)	United Bankshares Inc	Goldman Sachs	(3,904)
(682)	United Community Banks Inc	Bank of America Merrill Lynch	(982)
(1,931)	United Community Banks Inc	Barclays Bank	579
(27,253)	United Community Banks Inc	Goldman Sachs	(39,244)
(626)	United Community Banks Inc	Morgan Stanley	188
1,488	United Fire Group Inc	Barclays Bank	(1,592)
8,733	United Fire Group Inc	Goldman Sachs	(18,339)
3,439	United Fire Group Inc	HSBC	(18,158)
465	United Fire Group Inc	Morgan Stanley	(498)
6,663	United Homes Group Inc	Goldman Sachs	(18,956)
2,472	United Homes Group Inc	HSBC	2,458
841	United Homes Group Inc	Morgan Stanley	(2,031)
7,922	United Insurance Holdings Corp	HSBC	(51)
(16,409)	United Natural Foods Inc	Bank of America Merrill Lynch	(1,708)
(3,790)	United Natural Foods Inc	HSBC	(690)
(7,190)	United Natural Foods Inc	Morgan Stanley	4,356
772	United Parcel Service Inc ' B'	Barclays Bank	(3,103)
(1,918)	United Parcel Service Inc ' B'	HSBC	13,234
1,428	United Parcel Service Inc ' B'	HSBC	(5,744)
(909)	United Rentals Inc	Bank of America Merrill Lynch	975
(1,724)	United Rentals Inc	Barclays Bank	12,544
(830)	United Rentals Inc	Goldman Sachs	(696)
(1,048)	United Rentals Inc	HSBC	2,599
(1,983)	United Rentals Inc	Morgan Stanley	13,934
25,405	United Security Bancshares	Barclays Bank	9,908
10,208	United Security Bancshares	Goldman Sachs	5,921
12,419	United Security Bancshares	HSBC	8,321
5,495	United Security Bancshares	Morgan Stanley	2,143

保有高	銘柄	取引相手	未実現純評価益 ／(損) (米ドル)
	米国(続き)		
2,696	United States Cellular Corp	Bank of America Merrill Lynch	(1,051)
57,291	United States Cellular Corp	Barclays Bank	(33,802)
31,129	United States Cellular Corp	Goldman Sachs	(12,141)
9,258	United States Cellular Corp	HSBC	(13,609)
14,870	United States Cellular Corp	Morgan Stanley	(8,774)
269	United States Lime & Minerals Inc	Bank of America Merrill Lynch	2,276
1,036	United States Lime & Minerals Inc	Barclays Bank	(52)
216	United States Lime & Minerals Inc	Goldman Sachs	1,827
456	United States Lime & Minerals Inc	HSBC	10,082
1,041	United States Lime & Minerals Inc	Morgan Stanley	(52)
26,541	United States Steel Corp	Bank of America Merrill Lynch	(16,190)
7,215	United States Steel Corp	Barclays Bank	(6,277)
2,485	United States Steel Corp	Goldman Sachs	(1,516)
28,947	United States Steel Corp	HSBC	(22,000)
31,150	United States Steel Corp	Morgan Stanley	(27,101)
1,209	United Therapeutics Corp	Bank of America Merrill Lynch	(4,095)
631	United Therapeutics Corp	Barclays Bank	(6,203)
217	United Therapeutics Corp	Goldman Sachs	(1,224)
812	United Therapeutics Corp	HSBC	816
1,545	United Therapeutics Corp	Morgan Stanley	(12,762)
134	UnitedHealth Group Inc	Goldman Sachs	(1,108)
933	UnitedHealth Group Inc	HSBC	(13,090)
3,560	UnitedHealth Group Inc	Morgan Stanley	(6,994)
(73,945)	Uniti Group Inc (REIT)	Goldman Sachs	8,134
(80,802)	Uniti Group Inc (REIT)	HSBC	10,504
5,900	Unitil Corp	Bank of America Merrill Lynch	(25,075)
6,232	Unitil Corp	Barclays Bank	(15,144)
13,939	Unitil Corp	Goldman Sachs	(59,241)
8,785	Unitil Corp	HSBC	(39,620)
1,152	Unitil Corp	Morgan Stanley	(2,799)
6,163	Unity Bancorp Inc	Bank of America Merrill Lynch	7,334
4,869	Unity Bancorp Inc	Barclays Bank	2,386
12,757	Unity Bancorp Inc	Goldman Sachs	15,181
2,749	Unity Bancorp Inc	HSBC	3,093
9,480	Unity Bancorp Inc	Morgan Stanley	4,645
16,910	Unity Software Inc	Bank of America Merrill Lynch	(7,156)
7,160	Unity Software Inc	Barclays Bank	(6,516)
939	Unity Software Inc	Goldman Sachs	490
7,218	Unity Software Inc	HSBC	9,816
5,783	Unity Software Inc	Morgan Stanley	(2,403)
4,424	Univar Solutions Inc	Bank of America Merrill Lynch	623
17,979	Univar Solutions Inc	Barclays Bank	1,978
3,700	Univar Solutions Inc	Goldman Sachs	629
31,326	Univar Solutions Inc	HSBC	4,663
18,717	Univar Solutions Inc	Morgan Stanley	2,059

保有高	銘柄	取引相手	未実現純評価益 ／(損) (米ドル)
	米国(続き)		
(13,994)	Universal Corp	Bank of America Merrill Lynch	14,282
(22,388)	Universal Corp	Barclays Bank	35,415
(9,679)	Universal Corp	HSBC	14,345
(24,376)	Universal Corp	Morgan Stanley	38,411
(8,337)	Universal Display Corp	Barclays Bank	12,422
(828)	Universal Display Corp	Goldman Sachs	(9,033)
8,622	Universal Electronics Inc	Bank of America Merrill Lynch	(2,069)
15,330	Universal Electronics Inc	Barclays Bank	(18,243)
11,293	Universal Electronics Inc	Goldman Sachs	(2,710)
6,312	Universal Electronics Inc	HSBC	(3,787)
3,819	Universal Electronics Inc	Morgan Stanley	(4,545)
(20,360)	Universal Health Realty Income Trust (REIT)	Barclays Bank	6,108
(25,431)	Universal Health Realty Income Trust (REIT)	Goldman Sachs	33,315
(6,194)	Universal Health Realty Income Trust (REIT)	HSBC	5,017
(8,888)	Universal Health Services Inc 'B'	Goldman Sachs	76,792
567	Universal Health Services Inc 'B'	Goldman Sachs	(1,101)
1,185	Universal Health Services Inc 'B'	HSBC	2,266
296	Universal Health Services Inc 'B'	Morgan Stanley	538
11,643	Universal Insurance Holdings Inc	Barclays Bank	(12,225)
3,467	Universal Insurance Holdings Inc	HSBC	(5,270)
(2,042)	Universal Logistics Holdings Inc	Barclays Bank	(500)
(10,938)	Universal Logistics Holdings Inc	Goldman Sachs	(16,790)
(14,919)	Universal Logistics Holdings Inc	HSBC	(26,332)
(799)	Universal Logistics Holdings Inc	Morgan Stanley	(196)
507	Universal Technical Institute Inc	Bank of America Merrill Lynch	188
12,201	Universal Technical Institute Inc	Barclays Bank	(488)
30,115	Universal Technical Institute Inc	Goldman Sachs	11,143
7,929	Universal Technical Institute Inc	HSBC	3,092
14,486	Universal Technical Institute Inc	Morgan Stanley	(579)
8,556	Univest Financial Corp	Bank of America Merrill Lynch	12,064
32,277	Univest Financial Corp	Barclays Bank	(11,620)
56,743	Univest Financial Corp	Goldman Sachs	80,008
21,502	Unum Group	Goldman Sachs	(9,891)
20,893	Unum Group	HSBC	(12,745)
(2,204)	Unum Group	HSBC	4,731
(6,322)	Upbound Group Inc	Barclays Bank	8,408
(11,415)	Upbound Group Inc	Goldman Sachs	22,716
(1,396)	Upbound Group Inc	HSBC	1,717
45,331	Upland Software Inc	Bank of America Merrill Lynch	(1,360)
32,691	Upland Software Inc	Barclays Bank	(12,749)
7,117	Upland Software Inc	Goldman Sachs	(214)
38,724	Upland Software Inc	HSBC	(19,749)
10,855	Upland Software Inc	Morgan Stanley	(4,233)
8,560	Upstart Holdings Inc	Barclays Bank	5,478
(18,100)	Upwork Inc	Goldman Sachs	4,797

保有高	銘柄	取引相手	未実現純評価益 ／ (損) (米ドル)
	米国 (続き)		
(159,506)	Uranium Energy Corp	Morgan Stanley	42,269
(92,629)	Urban Edge Properties (REIT)	Barclays Bank	57,430
(97,054)	Urban Edge Properties (REIT)	Goldman Sachs	104,818
(19,452)	Urban Edge Properties (REIT)	HSBC	24,315
(6,763)	Urban One Inc	Goldman Sachs	5,478
29,306	Urban Outfitters Inc	Goldman Sachs	116,638
24,419	Urban Outfitters Inc	HSBC	79,850
13,775	Ur-Energy Inc	Bank of America Merrill Lynch	(1,693)
21,782	Ur-Energy Inc	Barclays Bank	(2,988)
105,254	Ur-Energy Inc	Goldman Sachs	(12,936)
25,000	Ur-Energy Inc	HSBC	(2,185)
(10,119)	Urstadt Biddle Properties Inc ' A' (REIT)	Barclays Bank	8,196
(33,955)	Urstadt Biddle Properties Inc ' A' (REIT)	Goldman Sachs	(82,511)
7,733	US Bancorp	Bank of America Merrill Lynch	3,944
7,089	US Bancorp	Barclays Bank	(5,317)
84,483	US Bancorp	Goldman Sachs	43,086
5,936	US Bancorp	HSBC	(1,932)
13,218	US Bancorp	Morgan Stanley	(9,914)
(4,215)	US Foods Holding Corp	Goldman Sachs	3,135
(2,024)	US Foods Holding Corp	HSBC	482
(9,241)	US Foods Holding Corp	Morgan Stanley	9,064
59,520	US Oncology Inc	Bank of America Merrill Lynch	(59)
7,474	US Oncology Inc π	Barclays Bank	—
41,718	US Oncology Inc	Goldman Sachs	(42)
8,296	US Oncology Inc π	Morgan Stanley	—
(8,989)	US Physical Therapy Inc	Barclays Bank	100,227
12,405	US Silica Holdings Inc	Bank of America Merrill Lynch	(11,785)
14,146	US Silica Holdings Inc	Barclays Bank	(21,502)
13,792	US Silica Holdings Inc	Goldman Sachs	(13,102)
24,043	US Silica Holdings Inc	Morgan Stanley	(36,545)
9,999	US Xpress Enterprises Inc ' A'	Bank of America Merrill Lynch	300
9,010	US Xpress Enterprises Inc ' A'	Goldman Sachs	270
6,494	US Xpress Enterprises Inc ' A'	HSBC	65
8,701	US Xpress Enterprises Inc ' A'	Morgan Stanley	261
313	USANA Health Sciences Inc	Bank of America Merrill Lynch	(1,099)
8,951	USANA Health Sciences Inc	Barclays Bank	(13,068)
10,878	USANA Health Sciences Inc	Goldman Sachs	(38,182)
4,828	USANA Health Sciences Inc	Morgan Stanley	(7,049)
5,474	USCB Financial Holdings Inc	Barclays Bank	794
3,005	USCB Financial Holdings Inc	Goldman Sachs	3,200
1,961	USCB Financial Holdings Inc	HSBC	2,285
1,405	USCB Financial Holdings Inc	Morgan Stanley	204
(2,296)	Utah Medical Products Inc	HSBC	2,652
(3,750)	Utah Medical Products Inc	Morgan Stanley	5,044
5,620	Utz Brands Inc	Bank of America Merrill Lynch	(3,372)

保有高	銘柄	取引相手	未実現純評価益 ／(損) (米ドル)
	米国(続き)		
1,236	Utz Brands Inc	Barclays Bank	(161)
33,651	Utz Brands Inc	Goldman Sachs	(20,191)
12,083	Utz Brands Inc	HSBC	(20,179)
(61,600)	UWM Holdings Corp	Barclays Bank	(12,320)
543	V2X Inc	Bank of America Merrill Lynch	(375)
3,764	V2X Inc	Barclays Bank	(4,103)
12,759	V2X Inc	Goldman Sachs	(8,348)
974	V2X Inc	HSBC	(1,273)
879	V2X Inc	Morgan Stanley	(267)
(91,477)	VAALCO Energy Inc	Bank of America Merrill Lynch	(9,605)
(115,509)	VAALCO Energy Inc	Barclays Bank	21,369
(49,304)	VAALCO Energy Inc	HSBC	14,249
(19,566)	VAALCO Energy Inc	Morgan Stanley	3,620
(20,355)	Vacasa Inc ' A'	HSBC	3,019
(28,341)	Vacasa Inc ' A'	Morgan Stanley	238
(6,638)	Vail Resorts Inc	Barclays Bank	3,120
(8,506)	Vail Resorts Inc	Goldman Sachs	23,051
(7,148)	Vail Resorts Inc	HSBC	(8,864)
(32,692)	Valaris Ltd	Barclays Bank	98,730
(16,798)	Valaris Ltd	Goldman Sachs	28,220
(24,954)	Valaris Ltd	HSBC	11,978
(1,925)	Valaris Ltd	Morgan Stanley	5,814
6,059	Valero Energy Corp	Barclays Bank	(29,023)
3,942	Valero Energy Corp	Morgan Stanley	(18,882)
(4,928)	Valhi Inc	Bank of America Merrill Lynch	(912)
(3,753)	Valhi Inc	Barclays Bank	2,646
(9,034)	Valhi Inc	Goldman Sachs	(1,671)
(9,432)	Valhi Inc	HSBC	12,026
(786)	Valhi Inc	Morgan Stanley	554
(23,482)	Valley National Bancorp	Barclays Bank	—
(304,698)	Valley National Bancorp	Goldman Sachs	(204,148)
(307,180)	Valley National Bancorp	HSBC	(110,585)
3,426	Valmont Industries Inc	Bank of America Merrill Lynch	(86,746)
8,818	Valmont Industries Inc	Barclays Bank	(164,279)
5,186	Valmont Industries Inc	Goldman Sachs	(131,309)
2,491	Valmont Industries Inc	HSBC	(49,695)
2,425	Valmont Industries Inc	Morgan Stanley	(45,178)
(571)	Value Line Inc	Bank of America Merrill Lynch	2,107
(1,145)	Value Line Inc	HSBC	4,912
(2,010)	Valvoline Inc	Bank of America Merrill Lynch	(74)
(1,594)	Valvoline Inc	Barclays Bank	877
(11,658)	Valvoline Inc	HSBC	1,476
4,668	Valvoline Inc	HSBC	16,992
(7,213)	Valvoline Inc	Morgan Stanley	3,967
(639)	Vanda Pharmaceuticals Inc	Barclays Bank	134

保有高	銘柄	取引相手	未実現純評価益 ／ (損) (米ドル)
	米国 (続き)		
(40,958)	Vanda Pharmaceuticals Inc	Goldman Sachs	13,516
(10,202)	Vanda Pharmaceuticals Inc	Morgan Stanley	2,142
18,217	Varex Imaging Corp	Barclays Bank	(8,380)
938	Varex Imaging Corp	Goldman Sachs	(438)
16,873	Varex Imaging Corp	HSBC	(5,399)
4,252	Varonis Systems Inc	Bank of America Merrill Lynch	6,888
36,931	Varonis Systems Inc	Barclays Bank	27,329
9,314	Varonis Systems Inc	Goldman Sachs	15,088
15,253	Varonis Systems Inc	HSBC	40,573
2,627	Varonis Systems Inc	Morgan Stanley	1,944
(41,725)	Vaxart Inc	Barclays Bank	7,511
(6,056)	Vaxart Inc	Goldman Sachs	848
(14,997)	Vaxart Inc	HSBC	(5,535)
(17,794)	Vaxcyte Inc	Barclays Bank	11,125
(2,345)	Vaxcyte Inc	HSBC	2,183
(7,036)	Vaxcyte Inc	Morgan Stanley	4,221
(2,631)	VBI Vaccines Inc	Bank of America Merrill Lynch	263
(3,574)	VBI Vaccines Inc	Barclays Bank	500
(821)	VBI Vaccines Inc	Goldman Sachs	82
(999)	VBI Vaccines Inc	HSBC	(20)
(22,778)	Vector Group Ltd	Barclays Bank	(2,278)
(50,681)	Vector Group Ltd	Goldman Sachs	(25,847)
(11,837)	Vector Group Ltd	HSBC	9,114
10,906	Veeco Instruments Inc	Bank of America Merrill Lynch	28,137
19,842	Veeco Instruments Inc	HSBC	98,416
26,336	Veeco Instruments Inc	Morgan Stanley	31,603
304	Veeva Systems Inc ' A'	Bank of America Merrill Lynch	(294)
561	Veeva Systems Inc ' A'	Barclays Bank	(84)
969	Veeva Systems Inc ' A'	Morgan Stanley	(145)
(48,982)	Velo3D Inc	HSBC	12,246
(18,325)	Velo3D Inc	Morgan Stanley	(367)
6,068	Velocity Financial Inc	Bank of America Merrill Lynch	—
3,809	Velocity Financial Inc	Barclays Bank	—
8,820	Velocity Financial Inc	Goldman Sachs	—
14,407	Velocity Financial Inc	HSBC	2,305
20,008	Velocity Financial Inc	Morgan Stanley	—
2,972	Ventas Inc (REIT)	Bank of America Merrill Lynch	224
8,524	Ventas Inc (REIT)	Barclays Bank	(12,530)
4,363	Ventas Inc (REIT)	Goldman Sachs	478
(1,341)	Ventas Inc (REIT)	HSBC	6,035
2,123	Ventas Inc (REIT)	Morgan Stanley	(3,314)
(491)	Ventyx Biosciences Inc	Bank of America Merrill Lynch	791
(3,097)	Ventyx Biosciences Inc	Barclays Bank	3,593
(2,683)	Ventyx Biosciences Inc	HSBC	8,932
(5,798)	Ventyx Biosciences Inc	Morgan Stanley	6,726

保有高	銘柄	取引相手	未実現純評価益 ／(損) (米ドル)
	米国 (続き)		
16,632	Vera Bradley Inc	Barclays Bank	(5,489)
19,926	Vera Bradley Inc	Goldman Sachs	(10,959)
14,954	Vera Bradley Inc	HSBC	(8,524)
15,327	Vera Bradley Inc	Morgan Stanley	(5,058)
(8,498)	Vera Therapeutics Inc	Goldman Sachs	(765)
(6,740)	Vera Therapeutics Inc	HSBC	(3,370)
(2,789)	Vera Therapeutics Inc	Morgan Stanley	167
4,749	Veracyte Inc	Bank of America Merrill Lynch	2,375
5,024	Veracyte Inc	Barclays Bank	(3,467)
7,975	Veracyte Inc	Goldman Sachs	3,988
9,151	Veracyte Inc	Morgan Stanley	(6,314)
6,703	Veradigm Inc	Bank of America Merrill Lynch	34
61,248	Veradigm Inc	Barclays Bank	(14,393)
12,740	Verastem Inc	Barclays Bank	6,880
12,557	Verastem Inc	Goldman Sachs	7,419
44,735	Verastem Inc	HSBC	26,394
3,101	Verastem Inc	Morgan Stanley	1,675
669	Vericel Corp	Bank of America Merrill Lynch	(1,142)
6,482	Vericel Corp	Barclays Bank	(11,019)
3,036	Vericel Corp	Goldman Sachs	(2,823)
1,454	Vericel Corp	HSBC	88
1,655	Vericel Corp	Morgan Stanley	(591)
5,334	Verint Systems Inc	Bank of America Merrill Lynch	8,748
7,599	Verint Systems Inc	Barclays Bank	1,444
9,332	Verint Systems Inc	HSBC	16,984
3,557	Verint Systems Inc	Morgan Stanley	676
(2,472)	Veris Residential Inc (REIT)	Bank of America Merrill Lynch	297
(18,143)	Veris Residential Inc (REIT)	Barclays Bank	5,443
(22,928)	Veris Residential Inc (REIT)	Goldman Sachs	2,751
(9,685)	Veris Residential Inc (REIT)	HSBC	1,162
6,389	VeriSign Inc	Bank of America Merrill Lynch	(8,611)
10,775	VeriSign Inc	Barclays Bank	(41,591)
1,437	VeriSign Inc	Goldman Sachs	(622)
827	VeriSign Inc	HSBC	3,200
6,400	VeriSign Inc	Morgan Stanley	(24,704)
(2,131)	Verisk Analytics Inc	Barclays Bank	(2,218)
(1,437)	Verisk Analytics Inc	HSBC	790
(374)	Verisk Analytics Inc	Morgan Stanley	52
(230)	Veritiv Corp	Bank of America Merrill Lynch	1,603
(2,934)	Veritiv Corp	Barclays Bank	29,294
(901)	Veritiv Corp	Goldman Sachs	6,280
(1,269)	Veritiv Corp	HSBC	11,446
(1,281)	Veritiv Corp	Morgan Stanley	11,832
13,412	Veritone Inc	Bank of America Merrill Lynch	671
7,897	Veritone Inc	Goldman Sachs	395

保有高	銘柄	取引相手	未実現純評価益 ／ (損) (米ドル)
	米国 (続き)		
10,725	Veritone Inc	Morgan Stanley	1,716
(12,191)	Verizon Communications Inc	Bank of America Merrill Lynch	18,165
(5,874)	Verizon Communications Inc	Barclays Bank	3,994
(2,089)	Verizon Communications Inc	Goldman Sachs	3,113
(7,453)	Verizon Communications Inc	HSBC	19,005
(3,947)	Verizon Communications Inc	Morgan Stanley	2,684
(4,819)	Verra Mobility Corp	Bank of America Merrill Lynch	(675)
(34,930)	Verra Mobility Corp	Barclays Bank	6,287
(52,739)	Verra Mobility Corp	Goldman Sachs	(7,383)
(12,483)	Verra Mobility Corp	HSBC	(2,247)
(4,945)	Verra Mobility Corp	Morgan Stanley	890
(4,709)	Verrica Pharmaceuticals Inc	Bank of America Merrill Lynch	3,673
(3,298)	Verrica Pharmaceuticals Inc	Barclays Bank	1,451
(10,174)	Verrica Pharmaceuticals Inc	Goldman Sachs	7,936
(2,085)	Verrica Pharmaceuticals Inc	HSBC	2,711
(2,050)	Verrica Pharmaceuticals Inc	Morgan Stanley	902
(3,963)	Vertex Energy Inc	Barclays Bank	2,100
(14,304)	Vertex Energy Inc	HSBC	9,144
(19,512)	Vertex Energy Inc	Morgan Stanley	10,341
8,027	Vertex Inc ' A '	Barclays Bank	(2,127)
11,575	Vertex Inc ' A '	Goldman Sachs	25,465
5,593	Vertex Inc ' A '	HSBC	6,544
(715)	Vertex Pharmaceuticals Inc	Barclays Bank	11,311
131	Vertex Pharmaceuticals Inc	Barclays Bank	(2,072)
687	Vertex Pharmaceuticals Inc	Goldman Sachs	(7,943)
(859)	Vertex Pharmaceuticals Inc	HSBC	17,128
80	Vertex Pharmaceuticals Inc	HSBC	(679)
(322)	Vertex Pharmaceuticals Inc	Morgan Stanley	5,094
895	Vertex Pharmaceuticals Inc	Morgan Stanley	(8,202)
3,962	Vertiv Holdings Co	Bank of America Merrill Lynch	14,303
8,427	Vertiv Holdings Co	Barclays Bank	20,393
20,660	Vertiv Holdings Co	Morgan Stanley	49,997
(34,627)	Veru Inc	Barclays Bank	2,424
(15,683)	Veru Inc	Goldman Sachs	1,098
(5,960)	Verve Therapeutics Inc	Bank of America Merrill Lynch	10,490
(2,234)	Verve Therapeutics Inc	Barclays Bank	2,055
(4,540)	Verve Therapeutics Inc	Morgan Stanley	4,177
9,203	VF Corp	Barclays Bank	(20,799)
2,496	VF Corp	HSBC	(2,043)
(2,937)	VF Corp	Morgan Stanley	6,638
4,376	VF Corp	Morgan Stanley	(9,890)
(1,822)	Via Renewables Inc	Bank of America Merrill Lynch	3,662
(4,228)	Via Renewables Inc	Barclays Bank	6,553
(3,544)	Via Renewables Inc	HSBC	(71)
(5,966)	Via Renewables Inc	Morgan Stanley	9,247

保有高	銘柄	取引相手	未実現純評価益 ／(損) (米ドル)
	米国(続き)		
5,024	Viad Corp	Barclays Bank	(6,983)
2,637	Viad Corp	Goldman Sachs	1,450
4,100	Viad Corp	HSBC	7,585
7,990	Viad Corp	Morgan Stanley	(11,106)
1,454	Viant Technology Inc 'A'	Barclays Bank	145
14,621	Viant Technology Inc 'A'	Goldman Sachs	1,023
3,526	Viant Technology Inc 'A'	HSBC	1,446
1,895	Viant Technology Inc 'A'	Morgan Stanley	190
(2,237)	Viasat Inc	Bank of America Merrill Lynch	(17,157)
(5,067)	Viasat Inc	Barclays Bank	(1,773)
(1,526)	Viasat Inc	HSBC	(12,559)
(4,095)	Viasat Inc	Morgan Stanley	(1,434)
(87,657)	Viatris Inc	Barclays Bank	31,557
(79,861)	Viatris Inc	Goldman Sachs	20,764
(14,325)	Viatris Inc	Morgan Stanley	5,157
(11,124)	Viavi Solutions Inc	Bank of America Merrill Lynch	(2,837)
(61,060)	Viavi Solutions Inc	Barclays Bank	(13,636)
(51,205)	Viavi Solutions Inc	HSBC	(33,683)
(71,203)	Viavi Solutions Inc	Morgan Stanley	(12,091)
(41,990)	Vicarious Surgical Inc	HSBC	2,939
(5,648)	Vicarious Surgical Inc	Morgan Stanley	1,299
75,732	VICI Properties Inc (REIT)	Barclays Bank	(82,548)
26,247	VICI Properties Inc (REIT)	HSBC	(64,305)
15,785	VICI Properties Inc (REIT)	Morgan Stanley	(17,206)
(424)	Vicor Corp	Bank of America Merrill Lynch	(6,101)
(1,732)	Vicor Corp	Barclays Bank	(15,328)
(2,542)	Vicor Corp	Goldman Sachs	(36,579)
(850)	Vicor Corp	HSBC	(5,748)
(410)	Vicor Corp	Morgan Stanley	(3,629)
(5,491)	Victoria's Secret & Co	Bank of America Merrill Lynch	28,443
(13,661)	Victoria's Secret & Co	Barclays Bank	59,698
(1,808)	Victoria's Secret & Co	Goldman Sachs	9,365
(8,446)	Victoria's Secret & Co	HSBC	51,943
(4,426)	Victoria's Secret & Co	Morgan Stanley	19,342
523	Victory Capital Holdings Inc 'A'	Bank of America Merrill Lynch	236
24,547	Victory Capital Holdings Inc 'A'	Barclays Bank	(37,557)
8,170	Victory Capital Holdings Inc 'A'	Goldman Sachs	—
8,955	Victory Capital Holdings Inc 'A'	HSBC	6,716
(20,446)	Viemed Healthcare Inc	Barclays Bank	7,974
(9,658)	Viking Therapeutics Inc	Barclays Bank	33,224
(21,092)	Village Super Market Inc 'A'	Barclays Bank	8,015
(14,460)	Village Super Market Inc 'A'	Goldman Sachs	2,892
1,137	Vimeo Inc	Bank of America Merrill Lynch	159
59,036	Vimeo Inc	Barclays Bank	(8,265)
93,220	Vimeo Inc	Goldman Sachs	13,051

保有高	銘柄	取引相手	未実現純評価益 ／ (損) (米ドル)
	米国 (続き)		
117,716	Vimeo Inc	HSBC	25,897
79,206	Vimeo Inc	Morgan Stanley	(11,089)
(11,185)	Vince Holding Corp	Barclays Bank	1,342
(13,418)	Vince Holding Corp	Morgan Stanley	1,610
2,907	Vincerx Pharma Inc	Bank of America Merrill Lynch	581
2,533	Vincerx Pharma Inc	Barclays Bank	532
7,067	Vincerx Pharma Inc	Morgan Stanley	1,484
(10,038)	Vinco Ventures Inc	Morgan Stanley	3,112
8,125	Vintage Wine Estates Inc	Bank of America Merrill Lynch	41
21,645	Vintage Wine Estates Inc	Barclays Bank	(974)
4,999	Vintage Wine Estates Inc	Goldman Sachs	25
10,166	Vintage Wine Estates Inc	HSBC	(2,694)
13,492	Vintage Wine Estates Inc	Morgan Stanley	(607)
1,899	Vir Biotechnology Inc	Bank of America Merrill Lynch	1,405
4,594	Vir Biotechnology Inc	Barclays Bank	2,940
6,651	Vir Biotechnology Inc	Goldman Sachs	4,922
(1,523)	Vir Biotechnology Inc	Goldman Sachs	(1,127)
1,887	Vir Biotechnology Inc	HSBC	4,227
5,127	Vir Biotechnology Inc	Morgan Stanley	3,281
(2,977)	Vir Biotechnology Inc	Morgan Stanley	(1,905)
2,668	Viracta Therapeutics Inc	Barclays Bank	(1,601)
300	Viracta Therapeutics Inc	Goldman Sachs	24
(23,311)	Virgin Galactic Holdings Inc	Bank of America Merrill Lynch	13,753
(66,028)	Virgin Galactic Holdings Inc	Barclays Bank	99,042
(144,306)	Virgin Galactic Holdings Inc	Morgan Stanley	216,459
(6,419)	Viridian Therapeutics Inc	Bank of America Merrill Lynch	(2,054)
(2,253)	Viridian Therapeutics Inc	Barclays Bank	2,276
(4,506)	Viridian Therapeutics Inc	Goldman Sachs	(1,442)
(2,807)	Viridian Therapeutics Inc	HSBC	4,884
(2,353)	Viridian Therapeutics Inc	Morgan Stanley	2,377
(142,482)	VirnetX Holding Corp	Goldman Sachs	(1,040)
35,788	Virtu Financial Inc ' A'	Barclays Bank	(15,031)
18,645	Virtu Financial Inc ' A'	Goldman Sachs	(5,407)
39,379	Virtu Financial Inc ' A'	HSBC	2,832
8,113	Virtu Financial Inc ' A'	Morgan Stanley	(3,407)
894	Virtus Investment Partners Inc	Barclays Bank	7,206
7,552	Visa Inc ' A'	Barclays Bank	(105,426)
7,618	Visa Inc ' A'	Goldman Sachs	(113,362)
18,949	Visa Inc ' A'	Morgan Stanley	(258,528)
(35,301)	Vishay Intertechnology Inc	Bank of America Merrill Lynch	(56,482)
(65,561)	Vishay Intertechnology Inc	Barclays Bank	(27,536)
(20,554)	Vishay Intertechnology Inc	HSBC	(90,438)
(41,319)	Vishay Intertechnology Inc	Morgan Stanley	(17,354)
(1,129)	Vishay Precision Group Inc	Bank of America Merrill Lynch	188
(697)	Vishay Precision Group Inc	Barclays Bank	1,151

保有高	銘柄	取引相手	未実現純評価益 ／(損) (米ドル)
	米国 (続き)		
(2,153)	Vishay Precision Group Inc	Goldman Sachs	(1,486)
(1,214)	Vishay Precision Group Inc	HSBC	3,055
(1,933)	Vishay Precision Group Inc	Morgan Stanley	621
(25,256)	VistaGen Therapeutics Inc	Bank of America Merrill Lynch	(748)
(80,551)	VistaGen Therapeutics Inc	Barclays Bank	(2,698)
(19,547)	VistaGen Therapeutics Inc	HSBC	(848)
3,740	Visteon Corp	Bank of America Merrill Lynch	(7,892)
6,985	Visteon Corp	Barclays Bank	(47,568)
5,863	Visteon Corp	Goldman Sachs	(12,371)
3,912	Visteon Corp	HSBC	(14,553)
7,947	Visteon Corp	Morgan Stanley	(54,119)
(3,073)	Vistra Corp	Barclays Bank	2,520
(6,129)	Vistra Corp	HSBC	4,243
(11,445)	Vistra Corp	Morgan Stanley	9,385
3,956	Vita Coco Co Inc	Bank of America Merrill Lynch	8,012
10,466	Vita Coco Co Inc	HSBC	20,017
4,135	Vita Coco Co Inc	Morgan Stanley	13,191
(1,491)	Vital Energy Inc	Bank of America Merrill Lynch	790
(4,752)	Vital Energy Inc	Barclays Bank	20,909
(2,753)	Vital Energy Inc	Goldman Sachs	1,459
(5,369)	Vital Energy Inc	HSBC	11,322
(524)	Vital Energy Inc	Morgan Stanley	2,306
33,395	Vital Farms Inc	Barclays Bank	(39,740)
1,185	Vital Farms Inc	Goldman Sachs	(593)
12,546	Vital Farms Inc	HSBC	(18,443)
(894)	Vitesse Energy Inc	Bank of America Merrill Lynch	(3,549)
(26,250)	Vitesse Energy Inc	Barclays Bank	(18,884)
(1,126)	Vitesse Energy Inc	Goldman Sachs	(4,470)
(5,619)	Vitesse Energy Inc	HSBC	(23,302)
(12,618)	Vitesse Energy Inc	Morgan Stanley	(8,326)
(14,154)	Vivid Seats Inc ' A'	Bank of America Merrill Lynch	30,573
(18,230)	Vivid Seats Inc ' A'	Goldman Sachs	39,377
(2,548)	Vivid Seats Inc ' A'	HSBC	1,350
(26,768)	Vizio Holding Corp ' A'	Barclays Bank	11,778
(3,397)	Vontier Corp	Barclays Bank	(1,189)
(44,282)	Vontier Corp	Goldman Sachs	(50,039)
(27,430)	Vontier Corp	HSBC	(56,231)
(24,696)	Vontier Corp	Morgan Stanley	(8,644)
1,823	Vor BioPharma Inc	Bank of America Merrill Lynch	273
6,675	Vor BioPharma Inc	Goldman Sachs	1,001
3,729	Vor BioPharma Inc	HSBC	1,603
3,161	Vor BioPharma Inc	Morgan Stanley	(1,233)
(7,258)	Vornado Realty Trust (REIT)	Bank of America Merrill Lynch	(8,419)
(34,651)	Vornado Realty Trust (REIT)	Barclays Bank	(2,079)
(5,435)	Vornado Realty Trust (REIT)	Goldman Sachs	(3,902)

保有高	銘柄	取引相手	未実現純評価益 ／(損) (米ドル)
	米国 (続き)		
(28,578)	Vornado Realty Trust (REIT)	HSBC	1,246
(26,909)	Vornado Realty Trust (REIT)	Morgan Stanley	(1,615)
(9,139)	VOXX International Corp	Bank of America Merrill Lynch	22,025
(17,167)	VOXX International Corp	Barclays Bank	(858)
(15,435)	VOXX International Corp	Goldman Sachs	37,198
(5,352)	VOXX International Corp	HSBC	17,822
(3,592)	Voya Financial Inc	Bank of America Merrill Lynch	5,927
(4,823)	Voya Financial Inc	Barclays Bank	12,588
(2,873)	Voya Financial Inc	HSBC	6,895
(11,939)	Voya Financial Inc	Morgan Stanley	31,160
12,357	Voyager Therapeutics Inc	Bank of America Merrill Lynch	15,199
4,535	Voyager Therapeutics Inc	Goldman Sachs	5,578
37,021	Vroom Inc	Goldman Sachs	37
(834)	VSE Corp	Bank of America Merrill Lynch	242
(11,709)	VSE Corp	Barclays Bank	29,038
(4,428)	VSE Corp	Goldman Sachs	1,284
(575)	VSE Corp	HSBC	610
(1,929)	VSE Corp	Morgan Stanley	4,784
3,569	Vulcan Materials Co	Bank of America Merrill Lynch	(4,675)
21,242	Vulcan Materials Co	Barclays Bank	(50,981)
13,064	Vulcan Materials Co	Goldman Sachs	(16,716)
6,273	Vulcan Materials Co	HSBC	12,734
11,856	Vulcan Materials Co	Morgan Stanley	(28,455)
(21,713)	Vuzix Corp	Barclays Bank	(17,805)
(81,941)	Vuzix Corp	HSBC	(82,760)
(8,149)	Vuzix Corp	Morgan Stanley	(5,899)
36,954	W R Berkley Corp	Barclays Bank	(75,016)
46,316	W R Berkley Corp	Goldman Sachs	(124,127)
15,600	W R Berkley Corp	Morgan Stanley	(31,668)
(18,499)	W&T Offshore Inc	Bank of America Merrill Lynch	3,884
(20,404)	W&T Offshore Inc	Barclays Bank	11,222
(37,982)	W&T Offshore Inc	Goldman Sachs	11,395
(53,168)	W&T Offshore Inc	HSBC	24,599
(39,102)	W&T Offshore Inc	Morgan Stanley	21,506
15,793	Wabash National Corp	Goldman Sachs	(5,594)
11,050	Wabash National Corp	HSBC	(6,304)
9,465	Wabash National Corp	Morgan Stanley	(10,509)
(1,314)	Waitr Holdings Inc	Goldman Sachs	(7)
10,185	Walgreens Boots Alliance Inc	Bank of America Merrill Lynch	(4,130)
(27,496)	Walgreens Boots Alliance Inc	Barclays Bank	35,745
9,110	Walgreens Boots Alliance Inc	Barclays Bank	(4,262)
9,022	Walgreens Boots Alliance Inc	Goldman Sachs	(375)
12,696	Walgreens Boots Alliance Inc	HSBC	(22,472)
21,647	Walgreens Boots Alliance Inc	Morgan Stanley	(28,141)
(229)	Walker & Dunlop Inc	Bank of America Merrill Lynch	(338)

保有高	銘柄	取引相手	未実現純評価益 ／(損) (米ドル)
	米国(続き)		
(4,110)	Walker & Dunlop Inc	Barclays Bank	3,750
(1,371)	Walker & Dunlop Inc	HSBC	(224)
(8,140)	Walker & Dunlop Inc	Morgan Stanley	6,182
4,944	Walmart Inc	Bank of America Merrill Lynch	(33,075)
35,442	Walmart Inc	Barclays Bank	(120,503)
14,954	Walmart Inc	Goldman Sachs	(100,043)
12,171	Walmart Inc	HSBC	(91,648)
7,671	Walmart Inc	Morgan Stanley	(26,082)
(16,409)	Walt Disney Co	Goldman Sachs	86,475
(3,216)	Walt Disney Co	HSBC	15,176
(15,929)	Walt Disney Co	Morgan Stanley	67,380
10,333	Warby Parker Inc 'A'	Bank of America Merrill Lynch	(9,506)
15,944	Warby Parker Inc 'A'	Barclays Bank	(11,161)
10,115	Warby Parker Inc 'A'	HSBC	(9,002)
2,635	Warner Music Group Corp 'A'	Bank of America Merrill Lynch	(6,219)
7,545	Warner Music Group Corp 'A'	Goldman Sachs	(17,807)
2,408	Warner Music Group Corp 'A'	HSBC	(10,860)
4,463	Warner Music Group Corp 'A'	Morgan Stanley	(10,131)
3,740	Warrior Met Coal Inc	Bank of America Merrill Lynch	(11,900)
3,579	Warrior Met Coal Inc	Barclays Bank	(8,754)
2,277	Warrior Met Coal Inc	Goldman Sachs	(9,290)
4,261	Warrior Met Coal Inc	Morgan Stanley	(10,951)
(11,701)	Washington Federal Inc	Barclays Bank	10,063
(67,130)	Washington Federal Inc	HSBC	(61,760)
(7,324)	Washington Federal Inc	Morgan Stanley	6,299
7,765	Washington Trust Bancorp Inc	Bank of America Merrill Lynch	20,189
28,747	Washington Trust Bancorp Inc	Barclays Bank	12,074
823	Washington Trust Bancorp Inc	Goldman Sachs	2,140
20,182	Washington Trust Bancorp Inc	HSBC	27,246
8,347	Washington Trust Bancorp Inc	Morgan Stanley	3,506
7,392	Waste Connections Inc	Barclays Bank	(16,262)
389	Waste Connections Inc	Goldman Sachs	(2,536)
879	Waste Connections Inc	HSBC	(4,228)
(7,626)	Waste Management Inc	Bank of America Merrill Lynch	48,883
(7,397)	Waste Management Inc	Barclays Bank	15,756
(3,431)	Waste Management Inc	Goldman Sachs	21,992
(4,077)	Waste Management Inc	HSBC	26,999
(4,097)	Waste Management Inc	Morgan Stanley	8,727
(3,890)	Waters Corp	Bank of America Merrill Lynch	86,828
228	Waters Corp	Bank of America Merrill Lynch	(5,187)
(1,395)	Waters Corp	Barclays Bank	24,078
148	Waters Corp	Barclays Bank	(2,554)
(2,361)	Waters Corp	Morgan Stanley	36,799
(13,282)	Waterstone Financial Inc	Barclays Bank	266
(20,595)	Waterstone Financial Inc	Goldman Sachs	(11,533)

保有高	銘柄	取引相手	未実現純評価益 ／(損) (米ドル)
	米国 (続き)		
(8,646)	Waterstone Financial Inc	HSBC	1,902
657	Watsco Inc	Barclays Bank	278
372	Watsco Inc	Goldman Sachs	3,583
2,918	Watsco Inc	HSBC	(379)
1,151	Watsco Inc	Morgan Stanley	4,431
3,469	Watts Water Technologies Inc ' A'	Bank of America Merrill Lynch	(6,940)
8,578	Watts Water Technologies Inc ' A'	Barclays Bank	(34,312)
1,851	Watts Water Technologies Inc ' A'	Goldman Sachs	(4,649)
3,975	Watts Water Technologies Inc ' A'	HSBC	(15,121)
6,817	Watts Water Technologies Inc ' A'	Morgan Stanley	(26,959)
7,020	WaVe Life Sciences Ltd	Barclays Bank	1,193
5,923	WaVe Life Sciences Ltd	HSBC	(592)
12,798	Wayfair Inc ' A'	Bank of America Merrill Lynch	45,561
2,068	Wayfair Inc ' A'	Barclays Bank	12,139
5,214	Wayfair Inc ' A'	Goldman Sachs	18,562
10,878	Wayfair Inc ' A'	Morgan Stanley	63,854
(7,731)	WD-40 Co	Barclays Bank	18,013
(6,140)	WD-40 Co	Goldman Sachs	(3,500)
(3,089)	WD-40 Co	HSBC	(18,194)
(752)	WD-40 Co	Morgan Stanley	1,752
2,404	Weave Communications Inc	HSBC	55
(10,683)	Webster Financial Corp	Bank of America Merrill Lynch	(23,274)
(840)	Webster Financial Corp	Barclays Bank	1,226
(8,785)	Webster Financial Corp	Goldman Sachs	(22,753)
(6,929)	Webster Financial Corp	HSBC	(20,995)
(9,033)	Webster Financial Corp	Morgan Stanley	6,148
(12,187)	WEC Energy Group Inc	Bank of America Merrill Lynch	45,559
(9,406)	WEC Energy Group Inc	Barclays Bank	28,650
(26,227)	WEC Energy Group Inc	Goldman Sachs	145,645
(75,167)	WEC Energy Group Inc	HSBC	612,583
(32,426)	WEC Energy Group Inc	Morgan Stanley	97,321
(1,256)	Weis Markets Inc	Barclays Bank	7,260
(2,950)	Weis Markets Inc	Goldman Sachs	27,110
(2,865)	Weis Markets Inc	HSBC	51,455
(5,233)	Wells Fargo & Co	Bank of America Merrill Lynch	(6,489)
(18,059)	Wells Fargo & Co	Barclays Bank	17,661
(840)	Wells Fargo & Co	Goldman Sachs	(1,042)
(17,847)	Wells Fargo & Co	HSBC	(13,380)
(10,979)	Wells Fargo & Co	Morgan Stanley	10,650
(7,410)	Welltower Inc (REIT)	Bank of America Merrill Lynch	49,721
(30,425)	Welltower Inc (REIT)	Barclays Bank	93,405
(23,932)	Welltower Inc (REIT)	HSBC	69,642
(11,089)	Welltower Inc (REIT)	Morgan Stanley	34,043
31,213	Wendy' s Co	Bank of America Merrill Lynch	(58,368)
68,443	Wendy' s Co	Barclays Bank	(49,279)

保有高	銘柄	取引相手	未実現純評価益 ／(損) (米ドル)
	米国 (続き)		
3,142	Wendy' s Co	HSBC	(2,828)
14,219	Wendy' s Co	Morgan Stanley	(10,238)
(14,645)	Werner Enterprises Inc	Barclays Bank	3,954
(7,976)	Werner Enterprises Inc	Morgan Stanley	2,154
35,131	WesBanco Inc	Barclays Bank	10,539
13,405	WesBanco Inc	Goldman Sachs	30,831
8,106	WESCO International Inc	Barclays Bank	49,528
(157)	WESCO International Inc	Barclays Bank	(1,537)
(1,246)	WESCO International Inc	Goldman Sachs	(3,455)
966	WESCO International Inc	HSBC	10,085
(533)	WESCO International Inc	HSBC	(3,581)
(9,082)	West BanCorp Inc	Bank of America Merrill Lynch	(14,168)
(14,768)	West BanCorp Inc	Barclays Bank	(1,477)
(10,374)	West BanCorp Inc	Goldman Sachs	(16,183)
(2,265)	West BanCorp Inc	HSBC	(2,831)
(1,558)	West BanCorp Inc	Morgan Stanley	(156)
(2,749)	West Pharmaceutical Services Inc	Bank of America Merrill Lynch	63,887
(4,741)	West Pharmaceutical Services Inc	Barclays Bank	89,984
(580)	West Pharmaceutical Services Inc	Goldman Sachs	13,479
(573)	West Pharmaceutical Services Inc	HSBC	18,331
(738)	West Pharmaceutical Services Inc	Morgan Stanley	14,007
(1,415)	Western Alliance Bancorp	Barclays Bank	4,953
(10,883)	Western Digital Corp	Bank of America Merrill Lynch	(22,540)
(3,294)	Western Digital Corp	Barclays Bank	(1,746)
(7,514)	Western Digital Corp	HSBC	(16,163)
(7,589)	Western Digital Corp	Morgan Stanley	(4,022)
45,008	Western New England Bancorp Inc	Bank of America Merrill Lynch	(6,751)
31,300	Western New England Bancorp Inc	Barclays Bank	(7,199)
28,433	Western New England Bancorp Inc	Goldman Sachs	(4,265)
19,309	Western New England Bancorp Inc	HSBC	(5,213)
22,070	Western New England Bancorp Inc	Morgan Stanley	(5,076)
43,237	Western Union Co	Barclays Bank	(36,751)
3,624	Western Union Co	Morgan Stanley	(3,080)
(11,319)	Westinghouse Air Brake Technologies Corp	Barclays Bank	64,292
(7,010)	Westinghouse Air Brake Technologies Corp	Goldman Sachs	40,238
(1,493)	Westinghouse Air Brake Technologies Corp	HSBC	9,052
(5,034)	Westinghouse Air Brake Technologies Corp	Morgan Stanley	28,593
3,092	Westlake Corp	Bank of America Merrill Lynch	(30,271)
6,879	Westlake Corp	Barclays Bank	(65,633)
2,222	Westlake Corp	Goldman Sachs	(21,753)
6,505	Westlake Corp	HSBC	(78,474)
4,941	Westlake Corp	Morgan Stanley	(52,024)
2,688	Westrock Co	Bank of America Merrill Lynch	457
47,287	Westrock Co	Barclays Bank	473
23,581	Westrock Co	HSBC	(621)

保有高	銘柄	取引相手	未実現純評価益 ／(損) (米ドル)
	米国(続き)		
1,187	Westrock Co	Morgan Stanley	12
498	Westwood Holdings Group Inc	Goldman Sachs	70
28,554	WeWork Inc 'A'	Barclays Bank	(657)
70,720	WeWork Inc 'A'	Goldman Sachs	(13,578)
49,312	WeWork Inc 'A'	HSBC	(13,285)
15,135	WeWork Inc 'A'	Morgan Stanley	(348)
(3,097)	Weyco Group Inc	Bank of America Merrill Lynch	697
(5,501)	Weyco Group Inc	Barclays Bank	4,538
(9,204)	Weyco Group Inc	Goldman Sachs	2,071
(33,663)	Weyerhaeuser Co (REIT)	Goldman Sachs	55,544
4,339	Weyerhaeuser Co (REIT)	Goldman Sachs	79
13,567	Weyerhaeuser Co (REIT)	Morgan Stanley	(2,049)
15,579	Whirlpool Corp	Barclays Bank	(41,129)
12,137	Whirlpool Corp	Goldman Sachs	(30,384)
338	Whirlpool Corp	HSBC	(895)
9,626	Whirlpool Corp	Morgan Stanley	(25,413)
(219)	White Mountains Insurance Group Ltd	Bank of America Merrill Lynch	8,678
(616)	White Mountains Insurance Group Ltd	Barclays Bank	4,278
(663)	White Mountains Insurance Group Ltd	Goldman Sachs	26,271
(175)	White Mountains Insurance Group Ltd	HSBC	14,118
(384)	White Mountains Insurance Group Ltd	Morgan Stanley	2,667
7,932	Whitestone (REIT)	HSBC	1,348
17,636	Whole Earth Brands Inc	Bank of America Merrill Lynch	5,467
12,056	Whole Earth Brands Inc	Barclays Bank	(2,652)
15,299	Whole Earth Brands Inc	Goldman Sachs	4,743
19,370	Whole Earth Brands Inc	HSBC	9,298
47,859	Whole Earth Brands Inc	Morgan Stanley	(10,529)
19,645	WideOpenWest Inc	Bank of America Merrill Lynch	(8,447)
15,664	WideOpenWest Inc	Barclays Bank	(5,639)
13,889	WideOpenWest Inc	Goldman Sachs	(5,972)
8,801	WideOpenWest Inc	HSBC	(6,161)
14,254	WideOpenWest Inc	Morgan Stanley	(5,131)
(11,765)	Willdan Group Inc	Barclays Bank	10,706
(1,473)	Willdan Group Inc	Goldman Sachs	1,885
16,322	Williams Cos Inc	Bank of America Merrill Lynch	(10,120)
106,549	Williams Cos Inc	Barclays Bank	(79,912)
40,831	Williams Cos Inc	Goldman Sachs	(25,315)
27,027	Williams Cos Inc	HSBC	(29,189)
26,378	Williams Cos Inc	Morgan Stanley	(19,784)
(503)	Williams-Sonoma Inc	Bank of America Merrill Lynch	790
(413)	Williams-Sonoma Inc	Barclays Bank	(1,119)
(844)	Williams-Sonoma Inc	HSBC	1,410
(2,502)	Williams-Sonoma Inc	Morgan Stanley	(6,780)
(297)	Willis Lease Finance Corp	Bank of America Merrill Lynch	1,893
(2,791)	Willis Lease Finance Corp	Barclays Bank	11,513

保有高	銘柄	取引相手	未実現純評価益 ／(損) (米ドル)
	米国(続き)		
(1,905)	Willis Lease Finance Corp	Goldman Sachs	12,144
(1,044)	Willis Lease Finance Corp	HSBC	13,368
(844)	Willis Towers Watson Plc	Barclays Bank	1,259
(1,035)	Willis Towers Watson Plc	Goldman Sachs	12,068
(1,197)	Willis Towers Watson Plc	HSBC	3,424
(8,575)	WillScot Mobile Mini Holdings Corp	Barclays Bank	2,144
2,757	WillScot Mobile Mini Holdings Corp	Barclays Bank	(689)
5,675	WillScot Mobile Mini Holdings Corp	Morgan Stanley	(1,419)
1,462	Wingstop Inc	Bank of America Merrill Lynch	(11,730)
3,803	Wingstop Inc	Barclays Bank	(25,784)
3,916	Wingstop Inc	Goldman Sachs	(34,578)
(373)	Wingstop Inc	Goldman Sachs	3,294
(432)	Wingstop Inc	HSBC	3,871
(183)	Wingstop Inc	Morgan Stanley	1,241
151	Wingstop Inc	Morgan Stanley	(755)
368	Winmark Corp	Bank of America Merrill Lynch	1,932
1,459	Winmark Corp	Barclays Bank	(6,420)
711	Winmark Corp	Goldman Sachs	3,733
827	Winmark Corp	HSBC	3,515
1,720	Winmark Corp	Morgan Stanley	(7,568)
3,228	Winnebago Industries Inc	Bank of America Merrill Lynch	(807)
13,247	Winnebago Industries Inc	Barclays Bank	(3,577)
2,780	Winnebago Industries Inc	HSBC	(8,618)
5,233	Wintrust Financial Corp	HSBC	6,384
35,301	WisdomTree Inc	HSBC	9,355
1,094	Wix.com Ltd	Bank of America Merrill Lynch	(2,694)
2,799	Wix.com Ltd	Barclays Bank	(8,733)
3,200	Wix.com Ltd	Goldman Sachs	(7,744)
7,226	Wix.com Ltd	HSBC	(15,391)
457	Wix.com Ltd	Morgan Stanley	(1,426)
(20,727)	Wolfspeed Inc	Barclays Bank	(46,325)
(8,095)	Wolfspeed Inc	Goldman Sachs	(53,467)
(586)	Wolfspeed Inc	HSBC	(1,311)
(779)	Wolfspeed Inc	Morgan Stanley	(480)
(53,401)	Wolverine World Wide Inc	Barclays Bank	42,721
(9,538)	Wolverine World Wide Inc	HSBC	17,264
(8,593)	Woodward Inc	Barclays Bank	26,037
(5,058)	Woodward Inc	Goldman Sachs	11,431
(8,381)	Woodward Inc	HSBC	17,768
3,537	Workday Inc 'A'	HSBC	103,457
(2,303)	Workday Inc 'A'	HSBC	(16,239)
(65,109)	Workhorse Group Inc	Barclays Bank	4,369
(25,782)	Workhorse Group Inc	Morgan Stanley	1,730
3,343	Workiva Inc	Bank of America Merrill Lynch	18,503
510	Workiva Inc	Barclays Bank	102

保有高	銘柄	取引相手	未実現純評価益 ／ (損) (米ドル)
	米国 (続き)		
(466)	Workiva Inc	Barclays Bank	(93)
6,771	Workiva Inc	Goldman Sachs	44,020
525	Workiva Inc	HSBC	4,536
5,319	Workiva Inc	Morgan Stanley	1,064
(309)	Workiva Inc	Morgan Stanley	4
(1,415)	World Acceptance Corp	Barclays Bank	(2,731)
3,028	World Fuel Services Corp	Bank of America Merrill Lynch	(999)
13,168	World Fuel Services Corp	Barclays Bank	(7,111)
24,212	World Fuel Services Corp	Goldman Sachs	(7,990)
16,343	World Fuel Services Corp	HSBC	(5,720)
21,565	World Fuel Services Corp	Morgan Stanley	(11,645)
1,469	World Wrestling Entertainment Inc ' A'	Bank of America Merrill Lynch	(8,483)
2,252	World Wrestling Entertainment Inc ' A'	Barclays Bank	(1,182)
1,152	World Wrestling Entertainment Inc ' A'	Goldman Sachs	(6,653)
2,254	World Wrestling Entertainment Inc ' A'	HSBC	(10,339)
710	World Wrestling Entertainment Inc ' A'	Morgan Stanley	(207)
(12,024)	Worthington Industries Inc	Barclays Bank	21,523
(3,897)	Worthington Industries Inc	Goldman Sachs	(1,364)
(3,055)	Worthington Industries Inc	HSBC	3,758
(1,549)	Worthington Industries Inc	Morgan Stanley	2,773
2,058	WP Carey Inc (REIT)	Bank of America Merrill Lynch	(2,755)
(3,421)	WP Carey Inc (REIT)	Barclays Bank	2,121
3,792	WP Carey Inc (REIT)	Barclays Bank	(2,351)
3,611	WP Carey Inc (REIT)	Goldman Sachs	(8,108)
12,848	WP Carey Inc (REIT)	HSBC	(46,208)
2,828	WP Carey Inc (REIT)	Morgan Stanley	(1,782)
(1,107)	WSFS Financial Corp	Bank of America Merrill Lynch	(2,613)
(2,692)	WSFS Financial Corp	Barclays Bank	(242)
(744)	WSFS Financial Corp	HSBC	(1,696)
1,480	WW Grainger Inc	Bank of America Merrill Lynch	(29,986)
1,726	WW Grainger Inc	Barclays Bank	(35,729)
4,283	WW Grainger Inc	Goldman Sachs	(84,650)
2,920	WW Grainger Inc	HSBC	(77,828)
3,321	WW Grainger Inc	Morgan Stanley	(71,202)
(12,536)	WW International Inc	Bank of America Merrill Lynch	10,217
(226)	WW International Inc	Goldman Sachs	184
(14,220)	WW International Inc	HSBC	27,231
(12,340)	WW International Inc	Morgan Stanley	13,142
18,182	Wyndham Hotels & Resorts Inc	Barclays Bank	43,637
6,659	Wyndham Hotels & Resorts Inc	HSBC	3,196
24,283	Wyndham Hotels & Resorts Inc	Morgan Stanley	58,280
264	Wynn Resorts Ltd	Bank of America Merrill Lynch	(956)
5,379	Wynn Resorts Ltd	Barclays Bank	(49,503)
915	Wynn Resorts Ltd	HSBC	(3,509)
1,861	Wynn Resorts Ltd	Morgan Stanley	(13,658)

保有高	銘柄	取引相手	未実現純評価益 ／ (損) (米ドル)
	米国 (続き)		
4,091	Xcel Energy Inc	Bank of America Merrill Lynch	(1,836)
16,961	Xcel Energy Inc	Barclays Bank	(26,873)
30,752	Xcel Energy Inc	Goldman Sachs	(111,322)
9,669	Xcel Energy Inc	HSBC	(18,573)
(20,571)	Xcel Energy Inc	HSBC	103,472
25,139	Xcel Energy Inc	Morgan Stanley	(39,971)
(12,509)	Xcel Energy Inc	Morgan Stanley	19,889
4,310	Xencor Inc	Bank of America Merrill Lynch	(3,922)
5,586	Xencor Inc	Barclays Bank	(4,469)
3,101	Xencor Inc	Goldman Sachs	(2,822)
2,258	Xencor Inc	Morgan Stanley	(1,806)
(7,758)	Xenia Hotels & Resorts Inc (REIT)	Bank of America Merrill Lynch	7,680
(23,978)	Xenia Hotels & Resorts Inc (REIT)	Barclays Bank	14,627
(11,114)	Xenia Hotels & Resorts Inc (REIT)	Goldman Sachs	11,003
(3,919)	Xenia Hotels & Resorts Inc (REIT)	HSBC	3,684
(7,976)	Xenia Hotels & Resorts Inc (REIT)	Morgan Stanley	4,865
66,162	Xeris Biopharma Holdings Inc	Barclays Bank	(21,172)
10,616	Xeris Biopharma Holdings Inc	HSBC	2,442
22,332	Xerox Holdings Corp	Bank of America Merrill Lynch	(12,729)
30,513	Xerox Holdings Corp	Barclays Bank	(24,716)
27,181	Xerox Holdings Corp	Goldman Sachs	(15,493)
34,932	Xerox Holdings Corp	Morgan Stanley	(28,295)
(7,830)	XOMA Corp	Barclays Bank	16,913
(2,143)	XOMA Corp	Morgan Stanley	4,629
(1,438)	Xometry Inc ' A'	Barclays Bank	(1,927)
(5,411)	Xometry Inc ' A'	HSBC	(29,869)
(17,276)	Xometry Inc ' A'	Morgan Stanley	(23,150)
(3,817)	XPEL Inc	Barclays Bank	23,894
(761)	XPEL Inc	HSBC	1,590
(7,221)	Xperi Inc	Barclays Bank	(8,954)
(5,750)	XPO Inc	Bank of America Merrill Lynch	(288)
(12,826)	XPO Inc	Barclays Bank	(3,499)
(18,900)	XPO Inc	Goldman Sachs	(945)
(10,540)	XPO Inc	HSBC	8,643
(2,341)	Xponential Fitness Inc ' A'	Bank of America Merrill Lynch	7,491
(4,315)	Xponential Fitness Inc ' A'	Barclays Bank	6,559
(9,516)	Xponential Fitness Inc ' A'	HSBC	26,264
25,014	Xylem Inc	Barclays Bank	(87,743)
8,398	Xylem Inc	Goldman Sachs	(33,424)
19,894	Xylem Inc	HSBC	(132,892)
22,071	Xylem Inc	Morgan Stanley	(81,221)
(14,005)	Yellow Corp	Bank of America Merrill Lynch	1,190
(72,183)	Yellow Corp	Barclays Bank	8,301
(8,966)	Yellow Corp	Morgan Stanley	1,031
16,862	Yelp Inc	Barclays Bank	15,176

保有高	銘柄	取引相手	未実現純評価益 ／(損) (米ドル)
	米国 (続き)		
16,013	Yelp Inc	Goldman Sachs	45,637
19,398	Yelp Inc	HSBC	104,555
7,846	Yelp Inc	Morgan Stanley	7,062
(26,139)	YETI Holdings Inc	Bank of America Merrill Lynch	132,928
(16,559)	YETI Holdings Inc	Barclays Bank	38,913
(2,783)	YETI Holdings Inc	Goldman Sachs	14,667
(11,422)	YETI Holdings Inc	HSBC	84,409
(16,708)	YETI Holdings Inc	Morgan Stanley	39,264
6,593	Yext Inc	Bank of America Merrill Lynch	8,043
20,288	Yext Inc	Barclays Bank	12,376
4,891	Yext Inc	Goldman Sachs	5,967
6,059	Yext Inc	HSBC	6,725
4,176	Yext Inc	Morgan Stanley	2,547
(10,867)	Y-mAbs Therapeutics Inc	Bank of America Merrill Lynch	19,017
(10,641)	Y-mAbs Therapeutics Inc	Barclays Bank	11,279
(1,980)	York Water Co	Bank of America Merrill Lynch	1,574
(19,955)	York Water Co	Barclays Bank	13,010
(1,418)	York Water Co	Goldman Sachs	2,028
(8,823)	York Water Co	Morgan Stanley	5,911
10,378	Yum! Brands Inc	Bank of America Merrill Lynch	(108,139)
(2,302)	Yum! Brands Inc	Bank of America Merrill Lynch	23,987
(6,535)	Yum! Brands Inc	Goldman Sachs	68,095
(568)	Yum! Brands Inc	HSBC	5,209
(980)	Yum! Brands Inc	Morgan Stanley	7,399
(862)	Zebra Technologies Corp ' A'	Barclays Bank	14,982
(3,742)	Zebra Technologies Corp ' A'	Goldman Sachs	29,749
(1,962)	Zebra Technologies Corp ' A'	HSBC	28,915
(1,376)	Zebra Technologies Corp ' A'	Morgan Stanley	23,915
(1,560)	Zentalis Pharmaceuticals Inc	Barclays Bank	1,778
(5,438)	Zentalis Pharmaceuticals Inc	HSBC	(23,383)
(1,967)	Zentalis Pharmaceuticals Inc	Morgan Stanley	2,242
9,040	Zeta Global Holdings Corp ' A'	Barclays Bank	689
19,377	Zeta Global Holdings Corp ' A'	HSBC	12,880
18,350	Zeta Global Holdings Corp ' A'	Morgan Stanley	2,569
3,874	Zevia PBC ' A'	Barclays Bank	(2,479)
5,210	Zevia PBC ' A'	Goldman Sachs	(417)
8,919	Zevia PBC ' A'	HSBC	1,873
1,795	Zevia PBC ' A'	Morgan Stanley	(1,149)
(10,099)	Zevra Therapeutics Inc	Goldman Sachs	(6,564)
(6,894)	Zevra Therapeutics Inc	HSBC	(620)
(6,445)	Zevra Therapeutics Inc	Morgan Stanley	4,060
(2,311)	Ziff Davis Inc	Bank of America Merrill Lynch	12,156
(4,316)	Ziff Davis Inc	Barclays Bank	26,198
(7,689)	Ziff Davis Inc	Goldman Sachs	40,444
(22,768)	Ziff Davis Inc	HSBC	158,465

保有高	銘柄	取引相手	未実現純評価益 ／ (損) (米ドル)
	米国 (続き)		
(6,776)	Ziff Davis Inc	Morgan Stanley	41,130
700	Ziff Davis Inc	Morgan Stanley	(4,249)
1,288	Zillow Group Inc ' C'	Bank of America Merrill Lynch	(131)
984	Zillow Group Inc ' C'	Barclays Bank	(118)
2,003	Zillow Group Inc ' C'	Goldman Sachs	(235)
2,866	Zillow Group Inc ' C'	Morgan Stanley	(344)
(333)	Zimmer Biomet Holdings Inc	Barclays Bank	3,440
(4,707)	Zimvie Inc	Bank of America Merrill Lynch	2,212
(5,704)	Zions Bancorp NA	Bank of America Merrill Lynch	1,712
(2,426)	Zions Bancorp NA	Goldman Sachs	(593)
9,227	Zions Bancorp NA	Morgan Stanley	2,214
(4,190)	Zions Bancorp NA	Morgan Stanley	(1,006)
4,137	ZipRecruiter Inc ' A'	HSBC	(7,281)
11,720	ZipRecruiter Inc ' A'	Morgan Stanley	(5,977)
(4,997)	Zoetis Inc	Bank of America Merrill Lynch	120,178
(5,263)	Zoetis Inc	Barclays Bank	103,786
(262)	Zoetis Inc	Goldman Sachs	5,670
(1,945)	Zoetis Inc	HSBC	49,271
(18,754)	Zoetis Inc	Morgan Stanley	369,829
10,869	Zoom Video Communications Inc ' A'	Bank of America Merrill Lynch	(2,935)
15,812	Zoom Video Communications Inc ' A'	Barclays Bank	(89,338)
7,835	Zoom Video Communications Inc ' A'	Goldman Sachs	(2,115)
13,646	Zoom Video Communications Inc ' A'	Morgan Stanley	(77,100)
3,367	ZoomInfo Technologies Inc	Bank of America Merrill Lynch	10,825
3,344	ZoomInfo Technologies Inc	Barclays Bank	(886)
5,856	ZoomInfo Technologies Inc	HSBC	18,784
6,316	ZoomInfo Technologies Inc	Morgan Stanley	(1,674)
(672)	Zscaler Inc	Bank of America Merrill Lynch	(7,575)
(943)	Zscaler Inc	Barclays Bank	(5,507)
(2,228)	Zscaler Inc	Goldman Sachs	(18,383)
(1,377)	Zscaler Inc	Morgan Stanley	(8,041)
17,478	Zumiez Inc	Bank of America Merrill Lynch	(4,107)
3,025	Zumiez Inc	Barclays Bank	(1,013)
1,517	Zumiez Inc	Goldman Sachs	(356)
3,029	Zumiez Inc	HSBC	(1,681)
13,294	Zumiez Inc	Morgan Stanley	(4,453)
33,057	Zuora Inc ' A'	Barclays Bank	58,841
41,371	Zuora Inc ' A'	HSBC	108,392
(35,152)	Zurn Elkay Water Solutions Corp	Bank of America Merrill Lynch	(28,121)
(79,051)	Zurn Elkay Water Solutions Corp	Barclays Bank	31,620
(5,425)	Zurn Elkay Water Solutions Corp	Goldman Sachs	(4,340)
(22,762)	Zurn Elkay Water Solutions Corp	HSBC	(18,893)
(27,921)	Zurn Elkay Water Solutions Corp	Morgan Stanley	11,169
4,130	Zymeworks Inc	Bank of America Merrill Lynch	(6,897)
9,980	Zymeworks Inc	Barclays Bank	(10,379)

保有高	銘柄	取引相手	未実現純評価益 ／ (損) (米ドル)
米国 (続き)			
2,869	Zyneworks Inc	HSBC	(1,750)
(12)	Zynerba Pharmaceuticals Inc π	HSBC	—
7,823	Zynex Inc	Barclays Bank	(3,677)
3,263	Zynex Inc	Goldman Sachs	(1,044)
			(5,925,783)
合計 (基礎となるエクスポージャー総額—4,478,898,269米ドル)			(6,269,802)

* 注記 2 (a) に記載のとおり、公正価値調整の対象である有価証券。

π 0.5米ドル未満の金額は端数切捨てによりゼロとして表示されている。

添付の注記は、これらの財務書類の不可分の一部である。

通貨	買予約	通貨	売予約	取引相手	期日	未実現純評価益／ (損) (米ドル)
デリバティブ金融商品						
未決済先渡為替予約						
ヘッジを使用したスイス・フラン建投資証券クラス						
CHF	244,842	USD	276,066	State Street Bank & Trust Company	15/6/2023	(7,395)
USD	4,780	CHF	4,271	State Street Bank & Trust Company	15/6/2023	94
						(7,301)
ヘッジを使用したユーロ建投資証券クラス						
EUR	266,007,355	USD	294,373,775	State Street Bank & Trust Company	15/6/2023	(10,130,654)
USD	25,865,638	EUR	23,864,187	State Street Bank & Trust Company	15/6/2023	365,478
						(9,765,176)
ヘッジを使用した英ポンド建投資証券クラス						
GBP	2,565	USD	3,210	State Street Bank & Trust Company	15/6/2023	(34)
USD	3,019	GBP	2,410	State Street Bank & Trust Company	15/6/2023	35
						1
ヘッジを使用した日本円建投資証券クラス						
JPY	39,840,460,329	USD	296,191,884	State Street Bank & Trust Company	15/6/2023	(11,390,597)
USD	5,186,771	JPY	702,888,538	State Street Bank & Trust Company	15/6/2023	162,141
						(11,228,456)
ヘッジを使用したスウェーデン・クローネ建投資証券クラス						
SEK	623,645,964	USD	58,520,001	State Street Bank & Trust Company	15/6/2023	(1,104,709)
USD	5,974,581	SEK	63,453,894	State Street Bank & Trust Company	15/6/2023	132,766
						(971,943)
合計（基礎となるエクスポージャー総額－663,105,826米ドル）						(21,972,875)

業種別内訳 2023年5月31日現在

	純資産比率 (%)
金融	52.12
政府	38.73
資本財	5.22
消費財、非循環型	4.72
コミュニケーション	2.16
素材	1.08
消費財、循環型	1.01
技術	0.01
総合事業	0.00
投資有価証券一時価	105.05
その他の純負債	(5.05)
	100.00

添付の注記は、これらの財務書類の不可分の一部である。

ブラックロック・ICS・USトレジャリー・ファンド
 要約損益計算書（未監査）
 2023年3月31日に終了した会計期間

	注記	2023年3月31日に 終了した会計期間	2022年3月31日に 終了した会計期間
		千米ドル	千米ドル
営業収益		326,622	10,338
金融商品に係る純利益		—	60
投資収益合計		326,622	10,398
営業費用		(12,402)	(7,431)
純営業利益		314,220	2,967
財務費用：			
支払利息または類似の費用		(12)	—
償還可能投資証券保有者への分配金	5	(304,937)	(2,866)
財務費用合計		(304,949)	(2,866)
純利益		9,271	101
償還可能投資証券保有者に帰属する純資産の増加		9,271	101

本要約損益計算書に計上された損益以外で当会計期間に認識された損益はない。
 添付の注記は、これらの財務書類の不可分の一部である。

ブラックロック・ICS・USトレジャリー・ファンド
 償還可能投資証券保有者に帰属する要約純資産変動計算書（未監査）
 2023年3月31日に終了した会計期間

	2023年3月31日に 終了した会計期間	2022年3月31日に 終了した会計期間
	千米ドル	千米ドル
期首純資産	21,521,671	17,759,497
償還可能投資証券保有者に帰属する純資産の増加	9,271	101
投資証券取引：		
償還可能投資証券の発行	80,936,575	80,956,417
償還可能投資証券の買戻	(84,126,043)	(78,939,310)
分配金再投資額	121,567	336
投資証券取引による純資産の（減少）／増加	(3,067,901)	2,017,443
期末純資産	18,463,041	19,777,041

添付の注記は、これらの財務書類の不可分の一部である。

ブラックロック・ICS・USトレジャリー・ファンド
 要約貸借対照表（未監査）
 2023年3月31日現在

		2023年3月31日現在	2022年9月30日現在
	注記	千米ドル	千米ドル
流動資産			
現金		788,282	859,380
未収金		15,146	4,985
損益を通じて公正価値で測定する金融資産	4	17,731,697	20,755,918
流動資産合計		18,535,125	21,620,283
流動負債			
未払金		72,084	98,612
流動負債合計		72,084	98,612
償還可能投資証券保有者に帰属する純資産	8	18,463,041	21,521,671

添付の注記は、これらの財務書類の不可分の一部である。

ブラックロック・ICS・USTレジャリー・ファンド

投資有価証券明細表 2023年3月31日現在（未監査）

保有高	通貨	銘柄	公正価値 (千米ドル)	純資産比率 (%)
債券				
国債 (2022年9月30日 : 40.40%)				
米国 (2022年9月30日 : 40.40%)				
1,250,000,000	USD	US Cash Management Bill, 4.69%, 17/04/2023 ¹	1,247,725	6.76
50,000,000	USD	US Treasury, FRN, 4.77%, 31/10/2023	50,028	0.27
300,000,000	USD	US Treasury, FRN, 4.72%, 31/01/2024	299,873	1.63
124,360,000	USD	US Treasury Bill, 2.15%, 18/05/2023 ¹	124,034	0.67
5,000	USD	US Treasury Bill, 0.00%, 30/05/2023 ¹	5	—
3,000,000	USD	US Treasury Bill, 3.47%, 10/08/2023 ¹	2,964	0.02
20,000	USD	US Treasury Bill, 4.93%, 25/01/2024 ¹	19	—
50,000	USD	US Treasury Bill, 5.01%, 22/02/2024 ¹	48	—
米国合計			1,724,696	9.35
国債に対する投資合計			1,724,696	9.35
債券に対する投資合計			1,724,696	9.35

保有高	通貨	取引相手	金利	期日	公正価値 (千米ドル)	純資産比率 (%)
リバースレポ取引² (2022年9月30日 : 56.04%)						
カナダ (2022年9月30日 : 0.00%)						
375,000,000	USD	BanN of Nova Scotia (The)	4.80%	03/04/2023	375,000	2.03
722,000,000	USD	Royal BanN of Canada	4.79%	03/04/2023	722,000	3.91
700,000,000	USD	TD Securities (USA) LLC	4.80%	03/04/2023	700,000	3.79
カナダ合計					1,797,000	9.73
フランス (2022年9月30日 : 0.00%)						
2,350,000,000	USD	BNP Paribas SA	4.80%	03/04/2023	2,350,000	12.73
145,000,000	USD	BNP Paribas SA	4.80%	03/04/2023	145,000	0.79
420,000,000	USD	Credit Agricole SA	4.80%	03/04/2023	420,000	2.27
165,000,000	USD	Credit Agricole SA	4.80%	03/04/2023	165,000	0.89
1,175,000,000	USD	Natixis SA	4.80%	03/04/2023	1,175,000	6.36
1,500,000,000	USD	Societe Generale SA	4.70%	03/04/2023	1,500,000	8.12
1,200,000,000	USD	Societe Generale SA	4.80%	03/04/2023	1,200,000	6.50
フランス合計					6,955,000	37.66
英国 (2022年9月30日 : 0.00%)						
700,000,000	USD	Barclays Capital, Inc.	4.74%	03/04/2023	700,000	3.79
1,000,000,000	USD	HSBC Securities (USA), Inc.	4.79%	03/04/2023	1,000,000	5.42
英国合計					1,700,000	9.21

保有高	通貨	取引相手	金利	期日	公正価値 (千米ドル)	純資産比率 (%)
リバースレポ取引 ² (2022年9月30日 : 56.04%) (続き)						
米国 (2022年9月30日 : 56.04%)						
500,000,000	USD	Bofa Securities Inc.	4.80%	03/04/2023	500,000	2.71
125,000,000	USD	Bofa Securities Inc.	4.80%	03/04/2023	125,000	0.68
425,000,000	USD	Citigroup Global Markets, Inc.	4.80%	03/04/2023	425,000	2.30
5,000,000	USD	Citigroup Global Markets, Inc.	4.80%	03/04/2023	5,000	0.03
1,591,667,765	USD	Fixed Income Clearing Corp. JPM	4.80%	03/04/2023	1,591,668	8.62
408,333,333	USD	Fixed Income Clearing Corp. JPM	4.80%	03/04/2023	408,333	2.21
2,500,000,000	USD	Wells Fargo Securities LLC	4.80%	03/04/2023	2,500,000	13.54
米国合計					5,555,001	30.09
リバースレポ取引に対する投資合計					16,007,001	86.69
損益を通じて公正価値で測定する金融資産合計					17,731,697	96.04
現金					788,282	4.27
その他の資産および負債					(56,938)	(0.31)
償還可能投資証券保有者に帰属する純資産					18,463,041	100.00

資産合計額の内訳	資産合計に 対する割合 (%)
公認の証券取引所に上場されている譲渡可能な有価証券	1.90
その他の規制市場で取引されている譲渡可能な有価証券	93.76
その他の資産	4.34
資産合計	100.00

¹ レートは期末現在の割引率または割引率のレンジである。

² 担保として保有する有価証券は16,288,453,000米ドルであった。

2【ファンドの現況】

【純資産額計算書】(2023年12月末現在)

「ブラックロック・アメリカ大陸ロング・ショート・ファンド(ダイワ投資一任専用)」

I 資産総額	4,402,425,477円
II 負債総額	3,397,350円
III 純資産総額(I - II)	4,399,028,127円
IV 発行済数量	4,042,609,210口
V 1単位当たり純資産額(III/IV)	1.0882円

(参考情報)

「アメリカズ・ロングショート・マザーファンド」

I 資産総額	4,402,536,596円
II 負債総額	218,896円
III 純資産総額(I - II)	4,402,317,700円
IV 発行済数量	3,001,174,649口
V 1単位当たり純資産額(III/IV)	1.4669円

第4【内国投資信託受益証券事務の概要】

1 受益証券の名義書換え等

該当事項はありません。

2 受益者名簿の閉鎖の時期

受益者名簿は作成していません。

3 投資者に対する特典

該当事項はありません。

4 内国投資信託受益証券の譲渡制限の内容

ファンド受益証券の譲渡制限は設けておりません。

5 受益証券の再発行

投資者は、委託会社がやむを得ない事情等により受益証券を発行する場合を除き、無記名式受益証券から記名式受益証券への変更の請求、記名式受益証券から無記名式受益証券への変更の請求、受益証券の再発行の請求を行なわないものとします。

6 受益権の譲渡

- ① 投資者は、その保有する受益権を譲渡する場合には、当該投資者の譲渡の対象とする受益権が記載または記録されている振替口座簿に係る振替機関等に振替の申請をするものとします。
- ② ①の申請のある場合には、①の振替機関等は、当該譲渡に係る譲渡人の保有する受益権の口数の減少および譲受人の保有する受益権の口数の増加につき、その備える振替口座簿に記載または記録するものとします。ただし、①の振替機関等が振替先口座を開設したものでない場合には、譲受人の振替先口座を開設した他の振替機関等（当該他の振替機関等の上位機関を含みます。）に社振法の規定にしたがい、譲受人の振替先口座に受益権の口数の増加の記載または記録が行なわれるよう通知するものとします。
- ③ ①の振替について、委託会社は、当該投資者の譲渡の対象とする受益権が記載または記録されている振替口座簿に係る振替機関等と譲受人の振替先口座を開設した振替機関等が異なる場合等において、委託会社が必要と認めるときまたはやむをえない事情があると判断したときは、振替停止日や振替停止期間を設けることができます。

7 受益権の譲渡の対抗要件

受益権の譲渡は、振替口座簿への記載または記録によらなければ、委託会社および受託会社に対抗することができません。

8 受益権の再分割

委託会社は、受益権の再分割を行いません。ただし、受託会社と協議のうえ、社振法に定めるところにしたがい、一定日現在の受益権を均等に再分割できるものとします。

9 償還金

償還金は、償還日において振替機関等の振替口座簿に記載または記録されている投資者（償還日以前において換金が行なわれた受益権に係る投資者を除きます。また、当該償還日以前に設定された受益権で購入代金支払前のため販売会社の名義で記載または記録されている受益権については原則として投資者とします。）に支払います。なお、当該投資者は、その口座が開設されている振替機関等に対して委託会社がこの信託の償還をするのと引き換えに、当該償還に係る受益権の口数と同口数の抹消の申請を行なうものとし、社振法の規定にしたがい当該振替機関等の口座において当該口数の減少の記載または記録が行なわれます。また、受益証券を保有している投資者に対しては、償還金は、信託終了日後1ヵ月以内の委託会社の指定する日から受益証券と引き換えに当該投資者に支払います。

10 質権口記載または記録の受益権の取り扱いについて

振替機関等の振替口座簿の質権口に記載または記録されている受益権にかかる収益分配金の支払い、換金の申込の受け、換金代金および償還金の支払い等については、約款の規定によるほか、民法その他の法令等にしたがって取り扱われます。

第三部【委託会社等の情報】

第1【委託会社等の概況】

1【委託会社等の概況】

(1) 資本金の額等

- | | |
|-----------------------|-------------|
| ① 資本金 | 3,120百万円 |
| ② 発行する株式の総数 | 36,000株 |
| ③ 発行済株式の総数 | 15,000株 |
| ④ 直近5ヵ年における主な資本金の額の増減 | 該当事項はありません。 |

(2) 委託会社の機構

① 経営の意思決定機構

<株主総会>

株主により構成される会社における最高の意思決定機関として、取締役の選任、利益処分の承認、定款の変更等、会社法および定款の定めにしたがって重要事項の決定を行ないます。

<取締役会>

取締役により構成され、当社の業務執行を決定し、その執行について監督します。

<エグゼクティブ委員会他各委員会>

当社における適切な経営戦略の構築、業務執行体制の構築および業務運営の推進を目的として、エグゼクティブ委員会を設置します。また、その他各種委員会を設置し、業務の能率的運営および責任体制の確立を図っています。

② 運用の意思決定機構

投資委員会

- ・投資委員会にて運用にかかる投資方針、パフォーマンスおよびリスク管理に関する重要事項を審議します。

運用担当部署

- ・各運用担当部署では、投資委員会の決定にしたがい、ファンドの個別の運用計画を策定し、各部署の投資プロセスを通して運用を行ないます。

ポートフォリオ・マネジャー

- ・ポートフォリオ・マネジャーは、策定された運用計画に基づき、個別銘柄を選択し売買に関する指図を行ないます。

リスク管理

- ・委託会社ではリスク管理を重視しており、独自開発のシステムを用いてリスク管理を行なっております。具体的には、運用担当部門から独立したリスク管理担当部門においてファンドの投資リスクおよび流動性リスクの計測・分析、投資・流動性制限のモニタリングなどを行なうことにより、ファンドの投資リスク（流動性リスクを含む）が運用方針に合致していることを確認し、その結果を運用担当部門にフィードバックするほか、社内関係者で共有しております。また、委託会社の業務に関するリスクについて社内規程を定めて管理を行なっております。

2【事業の内容及び営業の概況】

投信法に定める投資信託委託会社である委託会社は、証券投資信託の設定を行うとともに金融商品取引法に定める金融商品取引業者としてその運用（投資運用業）を行っています。また、金融商品取引法に定める投資助言業務、第一種金融商品取引業務および第二種金融商品取引業務等を行っています。

委託会社の運用する証券投資信託は2023年12月末現在、以下の通りです(親投資信託を除きます。)

種類	本数(本)	純資産総額(百万円)
追加型株式投資信託	195	11,565,640
単位型株式投資信託	77	502,024
合計	272	12,067,664

3【委託会社等の経理状況】

1. 財務諸表の作成方法について

委託会社であるブラックロック・ジャパン株式会社（以下「当社」という。）の財務諸表は、「財務諸表等の用語、様式及び作成方法に関する規則」（1963年大蔵省令第59号。）第2条及び「金融商品取引業等に関する内閣府令」（2007年8月6日内閣府令第52号。）に基づいて作成しております。

2. 監査証明について

当社は、金融商品取引法第193条の2第1項の規定に基づき、第36期事業年度（自2022年1月1日 至2022年12月31日）の財務諸表について有限責任監査法人トーマツによる監査を受けております。

3. 財務諸表に記載している金額については、百万円未満の端数を切り捨てて表示しております。

独立監査人の監査報告書

2023年 2月28日

ブラックロック・ジャパン株式会社
取締役会 御中

有限責任監査法人トーマツ

東京事務所

指定有限責任社員
業務執行社員 公認会計士 山田 信之

指定有限責任社員
業務執行社員 公認会計士 水野 龍也

監査意見

当監査法人は、金融商品取引法第193条の2第1項の規定に基づく監査証明を行うため、「委託会社等の経理状況」に掲げられているブラックロック・ジャパン株式会社の2022年1月1日から2022年12月31日までの第36期事業年度の財務諸表、すなわち、貸借対照表、損益計算書、株主資本等変動計算書、重要な会計方針及びその他の注記について監査を行った。

当監査法人は、上記の財務諸表が、我が国において一般に公正妥当と認められる企業会計の基準に準拠して、ブラックロック・ジャパン株式会社の2022年12月31日現在の財政状態及び同日をもって終了する事業年度の経営成績を、全ての重要な点において適正に表示しているものと認める。

監査意見の根拠

当監査法人は、我が国において一般に公正妥当と認められる監査の基準に準拠して監査を行った。監査の基準における当監査法人の責任は、「財務諸表監査における監査人の責任」に記載されている。当監査法人は、我が国における職業倫理に関する規定に従って、会社から独立しており、また、監査人としてのその他の倫理上の責任を果たしている。当監査法人は、意見表明の基礎となる十分かつ適切な監査証拠を入手したと判断している。

その他の記載内容

その他の記載内容は、監査した財務諸表を含む開示書類に含まれる情報のうち、財務諸表及びその監査報告書以外の情報である。

当監査法人は、その他の記載内容が存在しないと判断したため、その他の記載内容に対するいかなる作業も実施していない。

財務諸表に対する経営者及び監査役の責任

経営者の責任は、我が国において一般に公正妥当と認められる企業会計の基準に準拠して財務諸表を作成し適正に表示することにある。これには、不正又は誤謬による重要な虚偽表示のない財務諸表を作成し適正に表示するために経営者が必要と判断した内部統制を整備及び運用することが含まれる。

財務諸表を作成するに当たり、経営者は、継続企業的前提に基づき財務諸表を作成することが適切であるかどうかを評価し、我が国において一般に公正妥当と認められる企業会計の基準に基づいて継続企業に関する事項を開示する必要がある場合には当該事項を開示する責任がある。

監査役の責任は、財務報告プロセスの整備及び運用における取締役の職務の執行を監視することにある。

財務諸表監査における監査人の責任

監査人の責任は、監査人が実施した監査に基づいて、全体としての財務諸表に不正又は誤謬による重要な虚偽表示がないかどうかについて合理的な保証を得て、監査報告書において独立の立場から財務諸表に対する意見を表明することにある。虚偽表示は、不正又は誤謬により発生する可能性があり、個別に又は集計すると、財務諸表の利用者の意思決定に影響を与えると合理的に見込まれる場合に、重要性があると判断される。

監査人は、我が国において一般に公正妥当と認められる監査の基準に従って、監査の過程を通じて、職業的専門家としての判断を行い、職業的懐疑心を保持して以下を実施する。

- ・ 不正又は誤謬による重要な虚偽表示リスクを識別し、評価する。また、重要な虚偽表示リスクに対応した監査手続を立案し、実施する。監査手続の選択及び適用は監査人の判断による。さらに、意見表明の基礎となる十分かつ適切な監査証拠を入手する。
- ・ 財務諸表監査の目的は、内部統制の有効性について意見表明するためのものではないが、監査人は、リスク評価の実施に際して、状況に応じた適切な監査手続を立案するために、監査に関連する内部統制を検討する。
- ・ 経営者が採用した会計方針及びその適用方法の適切性、並びに経営者によって行われた会計上の見積りの合理性及び関連する注記事項の妥当性を評価する。
- ・ 経営者が継続企業を前提として財務諸表を作成することが適切であるかどうか、また、入手した監査証拠に基づき、継続企業の前提に重要な疑義を生じさせるような事象又は状況に関して重要な不確実性が認められるかどうか結論付ける。継続企業の前提に関する重要な不確実性が認められる場合は、監査報告書において財務諸表の注記事項に注意を喚起すること、又は重要な不確実性に関する財務諸表の注記事項が適切でない場合は、財務諸表に対して除外事項付意見を表明することが求められている。監査人の結論は、監査報告書日までに入手した監査証拠に基づいているが、将来の事象や状況により、企業は継続企業として存続できなくなる可能性がある。
- ・ 財務諸表の表示及び注記事項が、我が国において一般に公正妥当と認められる企業会計の基準に準拠しているかどうかとともに、関連する注記事項を含めた財務諸表の表示、構成及び内容、並びに財務諸表が基礎となる取引や会計事象を適正に表示しているかどうかを評価する。

監査人は、監査役に対して、計画した監査の範囲とその実施時期、監査の実施過程で識別した内部統制の重要な不備を含む監査上の重要な発見事項、及び監査の基準で求められているその他の事項について報告を行う。

利害関係

会社と当監査法人又は業務執行社員との間には、公認会計士法の規定により記載すべき利害関係はない。

以 上

(注) 1. 上記は、監査報告書の原本に記載された事項を電子化したものであり、その原本は当社が別途保管しております。

2. XBR Lデータは監査の対象には含まれていません。

(1) 【貸借対照表】

(単位：百万円)

	第35期 (2021年12月31日現在)	第36期 (2022年12月31日現在)
資産の部		
流動資産		
現金・預金	17,813	18,002
立替金	16	50
前払費用	223	260
未収入金 ※2	527	2
未収委託者報酬	2,017	1,751
未収運用受託報酬	2,244	2,880
未収収益 ※2	981	570
その他流動資産	2	-
流動資産計	23,827	23,520
固定資産		
有形固定資産		
建物附属設備 ※1	789	744
器具備品 ※1	575	553
有形固定資産計	1,364	1,297
無形固定資産		
ソフトウェア	10	12
無形固定資産計	10	12
投資その他の資産		
投資有価証券	50	39
長期差入保証金	1,118	1,125
前払年金費用	1,001	1,084
長期前払費用	12	9
繰延税金資産	889	898
投資その他の資産計	3,072	3,156
固定資産計	4,448	4,465
資産合計	28,275	27,986

(単位：百万円)

	第35期 (2021年12月31日現在)	第36期 (2022年12月31日現在)
負債の部		
流動負債		
預り金	143	143
未払金	※2	
未払収益分配金	4	4
未払償還金	70	70
未払手数料	459	421
その他未払金	2,991	1,995
未払費用	※2	
未払消費税等	272	172
未払法人税等	402	384
為替予約	-	4
前受金	166	276
賞与引当金	2,156	1,778
役員賞与引当金	203	149
早期退職慰労引当金	-	326
流動負債計	7,630	6,355
固定負債		
退職給付引当金	82	92
資産除去債務	784	961
固定負債計	866	1,053
負債合計	8,497	7,409
純資産の部		
株主資本		
資本金	3,120	3,120
資本剰余金		
資本準備金	3,001	3,001
その他資本剰余金	3,846	3,846
資本剰余金合計	6,847	6,847
利益剰余金		
利益準備金	336	336
その他利益剰余金		
繰越利益剰余金	9,470	10,276
利益剰余金合計	9,807	10,612
株主資本合計	19,775	20,580
評価・換算差額等		
その他有価証券評価差額金	3	△3
評価・換算差額等合計	3	△3
純資産合計	19,778	20,576
負債・純資産合計	28,275	27,986

(2) 【損益計算書】

(単位：百万円)

		第35期 (自 2021年 1月 1日 至 2021年12月31日)	第36期 (自 2022年 1月 1日 至 2022年12月31日)
営業収益			
委託者報酬		6,653	6,484
運用受託報酬	※1	8,355	8,687
その他営業収益	※1	14,536	16,110
営業収益計		29,546	31,281
営業費用			
支払手数料		1,534	1,551
広告宣伝費		170	188
調査費			
調査費		298	360
委託調査費	※1	4,326	4,677
調査費計		4,625	5,037
委託計算費		94	106
営業雑経費			
通信費		51	86
印刷費		95	87
諸会費		39	47
営業雑経費計		187	222
営業費用計		6,611	7,106
一般管理費			
給料			
役員報酬		579	915
給料・手当		5,106	5,934
賞与		2,616	2,360
給料計		8,302	9,209
退職給付費用		352	463
福利厚生費		1,073	1,109
事務委託費	※1	3,360	3,699
交際費		11	34
寄付金		-	1
旅費交通費		24	123
租税公課		260	285
不動産賃借料		902	901
水道光熱費		53	76
固定資産減価償却費		426	441
資産除去債務利息費用		0	0
事務過誤取引損		519	3
諸経費		348	431
一般管理費計		15,638	16,782
営業利益		7,296	7,392

(単位：百万円)

	第35期 (自 2021年 1月 1日 至 2021年12月31日)	第36期 (自 2022年 1月 1日 至 2022年12月31日)
営業外収益		
為替差益	102	53
その他	1	3
営業外収益計	103	57
営業外費用		
有価証券売却損	-	2
固定資産除却損	0	-
その他	-	0
営業外費用計	0	2
経常利益	7,398	7,448
特別利益		
特別利益計	-	-
特別損失		
特別退職金	0	362
特別損失計	0	362
税引前当期純利益	7,398	7,085
法人税、住民税及び事業税	2,415	2,485
法人税等調整額	△0	△5
当期純利益	4,984	4,605

(3) 【株主資本等変動計算書】

第35期 (自 2021年1月1日 至 2021年12月31日)

(単位：百万円)

	株主資本							評価・換算差額等			純資産 合計
	資本金	資本剰余金			利益剰余金			株主資本 合計	その他 有価証券 評価差額金	評価・換算 差額等合計	
		資本 準備金	その他 資本 剰余金	資本 剰余金 合計	利益 準備金	その他利益 剰余金 繰越利益 剰余金	利益剰余金 合計				
2021年1月1日残高	3,120	3,001	3,846	6,847	336	10,386	10,723	20,691	3	3	20,694
当期変動額											
剰余金の配当						△5,900	△5,900	△5,900			△5,900
当期純利益						4,984	4,984	4,984			4,984
株主資本以外の項目の 当期変動額（純額）									0	0	0
当期変動額合計	-	-	-	-	-	△915	△915	△915	0	0	△915
2021年12月31日残高	3,120	3,001	3,846	6,847	336	9,470	9,807	19,775	3	3	19,778

第36期 (自 2022年1月1日 至 2022年12月31日)

(単位：百万円)

	株主資本							評価・換算差額等			純資産 合計
	資本金	資本剰余金			利益剰余金			株主資本 合計	その他 有価証券 評価差額金	評価・換算 差額等合計	
		資本 準備金	その他 資本 剰余金	資本 剰余金 合計	利益 準備金	その他利益 剰余金 繰越利益 剰余金	利益剰余金 合計				
2022年1月1日残高	3,120	3,001	3,846	6,847	336	9,470	9,807	19,775	3	3	19,778
当期変動額											
剰余金の配当						△3,800	△3,800	△3,800			△3,800
当期純利益						4,605	4,605	4,605			4,605
株主資本以外の項目の 当期変動額（純額）									△7	△7	△7
当期変動額合計	-	-	-	-	-	805	805	805	△7	△7	798
2022年12月31日残高	3,120	3,001	3,846	6,847	336	10,276	10,612	20,580	△3	△3	20,576

注 記 事 項

[重要な会計方針]

1. 有価証券の評価基準及び評価方法

有価証券

その他有価証券

時価のあるもの

決算日の市場価格等に基づく時価法（評価差額は、全部純資産直入法により処理し、売却原価は、移動平均法により算定）を採用しております。

2. デリバティブ取引等の評価基準及び評価方法

時価法を採用しております。

3. 固定資産の減価償却方法

(1) 有形固定資産

定額法により償却しております。なお、主な耐用年数は建物附属設備6～18年、器具備品3～15年であります。

(2) 無形固定資産

自社利用のソフトウェアの減価償却方法については、社内における利用可能期間（5年）に基づく定額法によっております。

4. 引当金の計上基準

(1) 貸倒引当金の計上方法

債権の貸倒損失に備えるため、貸倒懸念債権等特定の債権については個別に回収可能性を検討し、回収不能見込額を計上しております。

(2) 退職給付引当金の計上方法

① 旧退職金制度

適格退職年金制度移行日現在在籍していた従業員については、旧退職金制度に基づく給付額を保証しているため、期末現在の当該給付額と年金制度に基づく給付額との差額を引当て計上しております。

② 確定拠出年金制度

確定拠出年金制度（DC）による退職年金制度を有しております。

③ 確定給付年金制度

キャッシュ・バランス型の年金制度（CB）の退職年金制度を有しております。CBには、一定の利回り保証を付しており、これの将来の支払に備えるため、確定給付型の会計基準に準じた会計処理方法により引当金を計上しております。

退職給付債務の算定にあたり、退職給付見込額を当期までの期間に帰属させる方法については、ポイント基準によっております。

過去勤務債務は、その発生時の従業員の平均残存勤務期間以内の一定の年数（9年）による定額法により費用処理しております。

数理計算上の差異は各事業年度の発生時における従業員の平均残存勤務期間以内の一定の年数（9年）による定額法により按分した額をそれぞれ発生の翌事業年度から費用処理または費用から控除することとしております。

(3) 賞与引当金の計上方法

従業員の賞与の支払に備えて、賞与支給見込額の当事業年度負担額を計上しております。

(4) 役員賞与引当金の計上方法

役員の賞与の支払に備えて、賞与支給見込額の当事業年度負担額を計上しております。

(5) 早期退職慰労引当金の計上方法

早期退職慰労金の支払に備えて、早期退職慰労金支給見込額の当事業年度負担額を計上しております。

5. 外貨建の資産又は負債の本邦通貨への換算基準

外貨建金銭債権債務は、期末の直物為替相場により円貨に換算し、換算差額は損益として処理しております。

6. 収益及び費用の計上基準

当社は、資産運用サービスから委託者報酬、運用受託報酬、その他営業収益および成功報酬を稼得しております。当社の顧客との契約から生じる収益に関する主要な事業における主要な履行義務の内容及び当該履行義務を充足する通常の時点（収益を認識する通常の時点）は以下のとおりであります。

委託者報酬：当社は投資信託の信託約款に基づき、投資信託の運用について履行義務を負っております。委託者報酬は、投資信託の信託約款に基づき日々の純資産価額に対する一定割合として計算され、投資信託の運用期間にわたり収益認識しております。

運用受託報酬：当社は顧客との投資一任契約及び投資助言契約に基づき運用及び助言について履行義務を負っております。運用受託報酬は、対象顧客との投資一任契約等に基づき純資産価額に対する一定割合として計算され、対象口座の運用期間にわたり収益認識しております。

その他営業収益：当社はグループ会社との契約に基づき委託された業務について履行義務を負っております。グループ会社から受領する収益は、当社のグループ会社との契約で定められた算式に基づき、当社がグループ会社にオフショアファンド関連のサービス等を提供する期間にわたり月次で収益認識しております。

成功報酬：成功報酬は対象となるファンドまたは口座の運用益に対する一定割合、もしくは特定のベンチマークまたはその他のパフォーマンス目標を上回る超過運用益に対する一定割合として計算されます。当該報酬は契約上支払われることが確定した時点で収益認識しております。

7. その他計算書類作成のための基本となる重要な事項

(1) 連結納税制度の適用

親会社であるブラックロック・ジャパン・ホールディングス合同会社を連結納税親会社として、連結納税制度を適用しております。

(2) 連結納税制度からグループ通算制度への移行に係る税効果会計の適用

当社は、「所得税法等の一部を改正する法律」（令和2年法律第8号）において創設されたグループ通算制度への移行及びグループ通算制度への移行にあわせて単体納税制度の見直しが行われた項目については、「連結納税制度からグループ通算制度への移行に係る税効果会計の適用に関する取扱い」（実務対応報告第39号 2020年3月31日）第3項の取扱いにより、「税効果会計に係る会計基準の適用指針」（企業会計基準適用指針第28号 2018年2月16日）第44項の定めを適用せず、繰延税金資産及び繰延税金負債の額について、改正前の税法の規定に基づいております。

(会計方針の変更)

(収益認識に関する会計基準等の適用)

「収益認識に関する会計基準」(企業会計基準第29号2020年3月31日。以下「収益認識会計基準」という。)等を当会計期間の期首から適用し、約束した財又はサービスの支配が顧客に移転した時点で、当該財又はサービスと交換に受け取ると見込まれる金額で収益を認識することといたしました。

収益認識会計基準等の適用については、収益認識会計基準第84項ただし書きに定める経過的な取扱いに従っており、当会計期間の期首より前に新たな会計方針を遡及適用した場合の累積的影響額を、当会計期間の期首の繰越利益剰余金に反映させ、当該期首残高から新たな会計方針を適用しております。

これによる財務諸表に与える影響はありません。

なお、収益認識会計基準第89-3項に定める経過的な取扱いに従って、前会計期間に係る「注記事項(収益認識関係)」については記載しておりません。

(時価の算定に関する会計基準等の適用)

「時価の算定に関する会計基準」(企業会計基準第30号2019年7月4日。以下「時価算定会計基準」という。)等を当会計期間の期首から適用し、時価算定会計基準第19項及び「金融商品に関する会計基準」(企業会計基準第10号2019年7月4日)第44-2項に定める経過的な取扱いに従って、時価算定会計基準等が定める新たな会計方針を、将来にわたって適用することとしました。これによる財務諸表に与える影響はありません。

また、「金融商品関係」注記において、金融商品の時価のレベルごとの内訳等に関する事項の注記を行うこととしました。ただし、「金融商品の時価等の開示に関する適用指針」(企業会計基準適用指針第19号 2019年7月4日)第7-4項に定める経過的な取扱いに従って、当該注記のうち前会計期間に係るものについては記載しておりません。

(未適用の会計基準等)

「グループ通算制度を適用する場合の会計処理及び開示に関する取扱い」(実務対応報告第42号 2021年8月12日 企業会計基準委員会)

(1) 概要

2020年3月27日に成立した「所得税法等の一部を改正する法律」(令和2年法律第8号)において、連結納税制度を見直しグループ通算制度へ移行することとされたことを受け、グループ通算制度を適用する場合における法人税及び地方法人税並びに税効果会計の会計処理及び開示の取扱いを明らかにすることを目的として企業会計基準委員会から公表されたものです。

(2) 適用予定日

2023年12月期の期首より適用予定であります。

(3) 当該会計基準等の適用による影響

影響額は、当財務諸表の作成時において評価中であります。

(貸借対照表関係)

※1 有形固定資産の減価償却累計額

	前事業年度 (2021年12月31日)	当事業年度 (2022年12月31日)
建物附属設備	2,246 百万円	2,488 百万円
器具備品	1,470 百万円	1,662 百万円

※2 関係会社に対する資産及び負債

各科目に含まれているものは次のとおりであります。

	前事業年度 (2021年12月31日)	当事業年度 (2022年12月31日)
未収入金	524 百万円	- 百万円
未収収益	377 百万円	186 百万円
その他未払金	1,940 百万円	1,982 百万円
未払費用	112 百万円	55 百万円

※3 当社は、運転資金の効率的な調達を行うため取引銀行2行と当座貸越契約を締結しております。これら契約に基づく事業年度末の借入未実行残高は次のとおりであります。

	前事業年度 (2021年12月31日)	当事業年度 (2022年12月31日)
当座貸越極度額	1,000 百万円	1,000 百万円
借入実行残高	-	-
差引額	1,000 百万円	1,000 百万円

(損益計算書関係)

※1 関係会社との営業収益及び営業費用

各科目に含まれているものは次のとおりであります。

	前事業年度 (自 2021年 1月 1日 至 2021年12月31日)	当事業年度 (自 2022年 1月 1日 至 2022年12月31日)
運用受託報酬	249 百万円	224 百万円
その他営業収益	6,036 百万円	6,692 百万円
委託調査費	1,178 百万円	1,869 百万円
事務委託費	1,204 百万円	1,351 百万円

(株主資本等変動計算書関係)

前事業年度 (自 2021年1月1日 至 2021年12月31日)

1. 発行済株式に関する事項

	前事業年度期首	増加	減少	前事業年度末
普通株式 (株)	15,000	—	—	15,000

2. 自己株式に関する事項

該当事項はありません。

3. 新株予約権及び自己新株予約権に関する事項

該当事項はありません。

4. 配当に関する事項

(1) 配当金支払額

決議	株式の種類	配当金の総額 (百万円)	1株当たり 配当額 (円)	基準日	効力発生日
2021年3月30日 株主総会決議	普通株式	5,900	393,333	2020年12月31日	2021年3月30日

当事業年度 (自 2022年1月1日 至 2022年12月31日)

1. 発行済株式に関する事項

	当事業年度期首	増加	減少	当事業年度末
普通株式 (株)	15,000	—	—	15,000

2. 自己株式に関する事項

該当事項はありません。

3. 新株予約権及び自己新株予約権に関する事項

該当事項はありません。

4. 配当に関する事項

(1) 配当金支払額

決議	株式の種類	配当金の総額 (百万円)	1株当たり 配当額 (円)	基準日	効力発生日
2022年3月31日 株主総会決議	普通株式	3,800	253,333	2021年12月31日	2022年3月31日

(リース取引関係)

オペレーティング・リース取引

オペレーティング・リース取引のうち解約不能のものに掛かる未経過リース料は以下のとおりであります。

	前事業年度 (自 2021年 1月 1日 至 2021年12月31日)	当事業年度 (自 2022年 1月 1日 至 2022年12月31日)
1年以内	835 百万円	726 百万円
1年超	—	1,938 百万円
合計	835 百万円	2,665 百万円

(注) 前事業年度における未経過リース料には、解約損害金が含まれております。

(金融商品関係)

1. 金融商品の状況に関する事項

(1) 金融商品に対する取組方針

当社は、資金運用については短期的な預金等に限定し、また、資金調達については関連当事者からの長期借入に限定しています。

(2) 金融商品の内容及びそのリスク並びにリスク管理体制

営業債権である未収委託者報酬、未収運用受託報酬及び未収収益は、顧客及び関係会社の信用リスクに晒されています。当該リスクに関しては、当社の経理規程に従い、取引先ごとの期日管理及び残高管理を行い、個別に未収債権の回収可能性を管理する体制をしいております。

営業債務である未払手数料及び未払費用はその全てが1年以内の支払期日となっております。

営業債務は流動性リスクに晒されていますが、当社では資金繰計画を作成するなどの方法により管理しております。

2. 金融商品の時価等に関する事項

貸借対照表計上額、時価及びこれらの差額については、次のとおりであります。なお、金額的重要性が低いものについては含めておりません。

前事業年度 (2021年12月31日)

	貸借対照表計上額 (百万円)	時価 (百万円)	差額 (百万円)
(1) 現金・預金	17,813	17,813	—
(2) 未収委託者報酬	2,017	2,017	—
(3) 未収運用受託報酬	2,244	2,244	—
(4) 未収収益	981	981	—
(5) 未収入金	527	527	—
(6) 長期差入保証金	1,118	1,119	0
資産計	24,703	24,704	0
(1) 未払手数料	459	459	—
(2) 未払費用	760	760	—
(3) その他未払金	2,991	2,991	—
負債計	4,210	4,210	—

(注1) 金融商品の時価の算定方法に関する事項

資 産

(1) 現金・預金、(2) 未収委託者報酬、(3) 未収運用受託報酬、(4) 未収収益及び(5) 未収入金

これらは短期間で決済されるため、時価は帳簿価額にほぼ等しいことから、当該帳簿価額によっています。

(6) 長期差入保証金

事務所敷金の時価については、事務所の敷金を合理的に見積もった返済期日までの期間を基にしたインターバンク市場で取引されている円金利スワップレートで割り引いて算定する方法によっています。また従業員社宅敷金の時価については、平均残存勤務期間を基にしたインターバンク市場で取引されている円金利スワップレートで割り引いて算定する方法によっています。

負債

(1)未払手数料、(2)未払費用及び(3)その他未払金

これらは短期間で決済されるため、時価は帳簿価額にほぼ等しいことから、当該帳簿価額によっています。

(注2) 金銭債権の決算日後の償還予定額

前事業年度 (2021年12月31日)

	1年以内 (百万円)	1年超 5年以内 (百万円)	5年超 10年以内 (百万円)	10年超 (百万円)
(1) 現金・預金	17,813	—	—	—
(2) 未収委託者報酬	2,017	—	—	—
(3) 未収運用受託報酬	2,244	—	—	—
(4) 未収収益	981	—	—	—
(5) 未収入金	527	—	—	—
合計	23,584	—	—	—

当事業年度 (2022年12月31日)

(単位：百万円)

	貸借対照表計上額	時価	差額
長期差入保証金	1,125	1,077	△47

(注1) 現金・預金、未収委託者報酬、未収運用受託報酬、未収収益、未収入金、未払手数料、未払費用、その他未払金は、短期間で決済されるため時価が帳簿価額に近似するものであることから、記述を省略しています。

(注2) 金融商品の時価等に関する事項についての補足説明

金融商品の時価の算定においては変動要因を織り込んでいるため、異なる前提条件等を採用することにより、当該価額が変動することもあります。

(注3) 金銭債権の決算日後の償還予定額

当事業年度（2022年12月31日）

	1年以内 (百万円)	1年超 5年以内 (百万円)	5年超 10年以内 (百万円)	10年超 (百万円)
(1) 現金・預金	18,002	—	—	—
(2) 未収委託者報酬	1,751	—	—	—
(3) 未収運用受託報酬	2,880	—	—	—
(4) 未収収益	570	—	—	—
(5) 未収入金	2	—	—	—
合計	23,209	—	—	—

3. 金融商品の時価のレベルごとの内訳等に関する事項

金融商品の時価を、時価等の算定に用いたインプットの観察可能性及び重要性に応じて、以下の3つのレベルに分類しております。

レベル1の時価：同一の資産又は負債の活発な市場における（無調整の）相場価格により算定した時価

レベル2の時価：レベル1のインプット以外の直接又は間接的に観察可能なインプットを用いて算定した時価

レベル3の時価：重要な観察できないインプットを使用して算定した時価

時価の算定に重要な影響を与えるインプットを複数使用している場合には、それらのインプットがそれぞれ属するレベルのうち、時価の算定における優先順位が最も低いレベルに時価を分類しております。

当事業年度（2022年12月31日）

(単位：百万円)

	レベル1	レベル2	レベル3	合計
長期差入保証金	—	1,077	—	1,077

(注) 時価の算定に用いた評価技法及びインプットの説明

長期差入保証金の時価について、そのうち事務所敷金については、事務所の敷金を合理的に見積もった返済期日までの期間を基にしたインターバンク市場で取引されている円金利スワップレートで割り引いて算定しているため、レベル2の時価に分類しております。また従業員社宅敷金については、平均残存勤務期間を基にしたインターバンク市場で取引されている円金利スワップレートで割り引いて算定しているため、レベル2の時価に分類しております。

(退職給付関係)

前事業年度（自 2021年1月1日 至 2021年12月31日）

1. 採用している退職給付制度の概要

当社は、旧パークレイズ・グローバル・インベスターズ株式会社で設けられていた、①旧退職金制度を引き続き有しています。当社は、2009年12月2日に旧ブラックロック・ジャパン株式会社との合併に伴い、旧ブラックロック・ジャパン株式会社における退職年金制度（②確定拠出年金制度及び③確定給付年金制度）を承継しました。また、2011年1月1日付で旧パークレイズ・グローバル・インベスターズ株式会社から引き継いだ適格退職年金制度はキャッシュ・バランス型の③確定給付年金制度に移行しました。従って、2011年1月1日以降、①から③の三つの制度を有しています。

2. 確定給付制度

(1) 退職給付債務の期首残高と期末残高の調整表

(単位：百万円)

	前事業年度 (自 2021年 1月 1日 至 2021年12月31日)
退職給付債務の期首残高	2,149
勤務費用	322
利息費用	20
数理計算上の差異の発生額	188
退職給付の支払額	△94
過去勤務費用の発生額	0
退職給付債務の期末残高	2,588

(2) 年金資産の期首残高と期末残高の調整表

(単位：百万円)

	前事業年度 (自 2021年 1月 1日 至 2021年12月31日)
年金資産の期首残高	3,313
期待運用収益	9
数理計算上の差異の発生額	17
事業主からの拠出額	359
退職給付の支払額	△94
年金資産の期末残高	3,606

(3) 退職給付債務及び年金資産の期末残高と貸借対照表に計上された退職給付引当金及び前払年金費用の調整表
(単位：百万円)

	前事業年度 (2021年12月31日)
積立型制度の退職給付債務	2,505
年金資産	△3,606
	△1,100
非積立型制度の退職給付債務	82
未積立退職給付債務	△1,018
未認識数理計算上の差異	65
未認識過去勤務費用	33
貸借対照表に計上された負債と資産の純額	△919
退職給付引当金	82
前払年金費用	△1,001
貸借対照表に計上された負債と資産の純額	△919

(4) 退職給付費用及びその内訳項目の金額

(単位：百万円)

	前事業年度 (自 2021年 1月 1日 至 2021年12月31日)
勤務費用	322
利息費用	20
期待運用収益	△9
数理計算上の差異の費用処理額	△59
過去勤務費用の処理額	△3
確定給付制度に係る退職給付費用合計	270
特別退職金	0
合計	270

(5) 年金資産に関する事項

①年金資産の主な内訳

年金資産合計に対する主な分類ごとの比率は、次のとおりであります。

	前事業年度 (2021年12月31日)
合同運用	100%
合計	100%

合同運用による年金資産の主な商品分類ごとの比率は、債券87%、株式13%及びその他1%となっております。

②長期期待運用収益率の算定方法

年金資産の長期期待運用収益率を決定するため、現在及び予想される年金資産の配分と、年金資産を構成する多様な資産からの現在及び将来期待される長期の収益率を考慮しております。

(6) 数理計算上の計算基礎に関する事項

	前事業年度 (自 2021年 1月 1日 至 2021年12月31日)
割引率	0.7%
長期期待運用収益率	0.3%

3. 確定拠出制度

当社の確定拠出制度への要拠出額は、80百万円 でありました。

当事業年度（自 2022年1月1日 至 2022年12月31日）

1. 採用している退職給付制度の概要

当社は、旧パークレイズ・グローバル・インベスターズ株式会社で設けられていた、①旧退職金制度を引き続き有しています。当社は、2009年12月2日に旧ブラックロック・ジャパン株式会社との合併に伴い、旧ブラックロック・ジャパン株式会社における退職年金制度（②確定拠出年金制度及び③確定給付年金制度）を承継しました。また、2011年1月1日付で旧パークレイズ・グローバル・インベスターズ株式会社から引き継いだ適格退職年金制度はキャッシュ・バランス型の③確定給付年金制度に移行しました。従って、2011年1月1日以降、①から③の三つの制度を有しています。

2. 確定給付制度

(1) 退職給付債務の期首残高と期末残高の調整表

(単位：百万円)

	当事業年度 (自 2022年 1月 1日 至 2022年12月31日)
退職給付債務の期首残高	2,588
勤務費用	392
利息費用	17
数理計算上の差異の発生額	△78
退職給付の支払額	△116
過去勤務費用の発生額	0
退職給付債務の期末残高	2,803

(2) 年金資産の期首残高と期末残高の調整表

(単位：百万円)

	当事業年度 (自 2022年 1月 1日 至 2022年12月31日)
年金資産の期首残高	3,606
期待運用収益	3
数理計算上の差異の発生額	△573
事業主からの拠出額	448
退職給付の支払額	△116
年金資産の期末残高	3,368

(3) 退職給付債務及び年金資産の期末残高と貸借対照表に計上された退職給付引当金及び前払年金費用の調整表

(単位：百万円)

	当事業年度 (2022年12月31日)
積立型制度の退職給付債務	2,710
年金資産	△3,368
	△657
非積立型制度の退職給付債務	92
未積立退職給付債務	△565
未認識数理計算上の差異	△455
未認識過去勤務費用	29
貸借対照表に計上された負債と資産の純額	△991
退職給付引当金	92
前払年金費用	△1,084
貸借対照表に計上された負債と資産の純額	△991

(4) 退職給付費用及びその内訳項目の金額

(単位：百万円)

	当事業年度 (自 2022年 1月 1日 至 2022年12月31日)
勤務費用	392
利息費用	17
期待運用収益	△3
数理計算上の差異の費用処理額	△27
過去勤務費用の処理額	△3
確定給付制度に係る退職給付費用合計	375
特別退職金	362
合計	738

(注) 特別退職金は、特別損失の「特別退職金」に含めて計上しております。

(5) 年金資産に関する事項

①年金資産の主な内訳

年金資産合計に対する主な分類ごとの比率は、次のとおりであります。

	当事業年度 (2022年12月31日)
合同運用	100%
合計	100%

合同運用による年金資産の主な商品分類ごとの比率は、債券88%、株式11%及びその他1%となっております。

②長期期待運用収益率の算定方法

年金資産の長期期待運用収益率を決定するため、現在及び予想される年金資産の配分と、年金資産を構成する多様な資産からの現在及び将来期待される長期の収益率を考慮しております。

(6) 数理計算上の計算基礎に関する事項

	当事業年度 (自 2022年 1月 1日 至 2022年12月31日)
割引率	1.3%
長期期待運用収益率	0.1%

3. 確定拠出制度

当社の確定拠出制度への要拠出額は、87百万円 でありました。

(税効果会計関係)

1. 繰延税金資産及び繰延税金負債の発生の主な原因別の内訳

	(単位：百万円)	
	前事業年度 (2021年12月31日)	当事業年度 (2022年12月31日)
繰延税金資産		
未払費用	161	140
賞与引当金	660	544
資産除去債務	240	294
未払事業税	89	83
早期退職慰労引当金	-	99
退職給付引当金	25	28
有形固定資産	1	0
その他	78	121
繰延税金資産合計	1,257	1,312
繰延税金負債		
退職給付引当金	△306	△331
資産除去債務に対応する除去費用	△59	△82
その他	△1	-
繰延税金負債合計	△367	△414
繰延税金資産の純額	889	898

(注) 前事業年度及び当事業年度における繰延税金資産の純額は、貸借対照表の以下の項目に含まれております。

	(単位：百万円)	
	前事業年度 (2021年12月31日)	当事業年度 (2022年12月31日)
固定資産－繰延税金資産	889	898

2. 法定実効税率と税効果会計適用後の法人税等の負担率との差異の原因となった主な項目別の内訳

	前事業年度 (2021年12月31日)	当事業年度 (2022年12月31日)
法定実効税率	30.6 %	30.6 %
(調整)		
交際費等永久に損金に算入されない項目	2.0	3.9
その他	0.0	0.4
税効果会計適用後の法人税等の負担率	32.6 %	35.0 %

(資産除去債務関係)

資産除去債務のうち貸借対照表に計上しているもの

1. 当該資産除去債務の概要

当社事業所の定期建物賃貸借契約に伴う原状回復義務等であります。

2. 当該資産除去債務の金額の算定方法

使用見込期間を合理的に見積り、割引率は0.16%~0.72%を使用して資産除去債務の金額を計算しております。

3. 当該資産除去債務の総額の増減

当事業年度において、資産の除去時点において必要とされる除去費用の見積額が前回見積算出時における見積額を大幅に超過することが明らかになったことから、見積りの変更による増加額を0.72%で割り引き、変更前の資産除去債務に176百万円加算しております。

(単位：百万円)

	前事業年度 (自 2021年 1月 1日 至 2021年12月31日)	当事業年度 (自 2022年 1月 1日 至 2022年12月31日)
期首残高	783	784
見積りの変更による増加額	-	176
時の経過による調整額	0	0
期末残高	784	961

(収益認識関係)

当事業年度 (自 2022年1月1日 至 2022年12月31日)

1. 顧客との契約から生じる収益を分解した情報

	当事業年度 (自 2022年 1月 1日 至 2022年12月31日)
委託者報酬	6,484 百万円
運用受託報酬	7,644 百万円
成功報酬 (注)	1,042 百万円
その他営業収益	16,110 百万円
合計	31,281 百万円

(注) 成功報酬は、損益計算書において運用受託報酬に含めて表示しております。

2. 顧客との契約から生じる収益を理解するための基礎となる情報

(重要な会計方針) 6. 収益及び費用の計上基準に記載のとおりです。

3. 顧客との契約に基づく履行義務の充足と当該契約から生じるキャッシュ・フローとの関係並びに会計期間末におい

て存在する顧客との契約から当会計期間の末日後に認識すると見込まれる収益の金額及び時期に関する情報

重要性が乏しいため、記載を省略しています。

(セグメント情報等)

前事業年度 (自 2021年1月1日 至 2021年12月31日)

1. セグメント情報

当社は主として投資運用業の単一セグメントであるため、記載を省略しております。

2. 関連情報

(1) 製品及びサービスごとの情報

(単位：百万円)

	委託者報酬	運用受託報酬	その他	合計
外部顧客営業収益	6,653	8,355	14,536	29,546

(2) 地域ごとの情報

① 売上高

(単位：百万円)

日本	北米	その他	合計
14,396	13,081	2,067	29,546

(注) 売上高は顧客の所在地を基礎とし、国又は地域に分類しております。

② 有形固定資産

本邦に所在している有形固定資産の金額が貸借対照表の有形固定資産の金額の90%を超えるため、記載を省略しております。

(3) 主要な顧客ごとの情報

営業収益の10%以上を占める主要な顧客は以下のとおりです。

(単位：百万円)

相手先	営業収益	関連するセグメント名
ブラックロック・ファイナンシャル・マネジメント・インク	6,285	投資運用業
ブラックロック・ファンド・アドバイザーズ	4,259	投資運用業

3. 報告セグメントごとの固定資産の減損損失に関する情報

該当事項はありません。

4. 報告セグメントごとののれんの償却額及び未償却残高に関する情報

当社は主として投資運用業の単一セグメントであるため、記載を省略しております。

5. 報告セグメントごとの負ののれん発生益に関する情報

該当事項はありません。

当事業年度（自 2022年1月1日 至 2022年12月31日）

1. セグメント情報

当社は主として投資運用業の単一セグメントであるため、記載を省略しております。

2. 関連情報

(1) 製品及びサービスごとの情報

(単位：百万円)

	委託者報酬	運用受託報酬	その他	合計
外部顧客営業収益	6,484	8,687	16,110	31,281

(2) 地域ごとの情報

① 売上高

(単位：百万円)

日本	北米	その他	合計
14,721	13,745	2,813	31,281

(注) 売上高は顧客の所在地を基礎とし、国又は地域に分類しております。

② 有形固定資産

本邦に所在している有形固定資産の金額が貸借対照表の有形固定資産の金額の90%を超えるため、記載を省略しております。

(3) 主要な顧客ごとの情報

営業収益の10%以上を占める主要な顧客は以下のとおりです。

(単位：百万円)

相手先	営業収益	関連するセグメント名
ブラックロック・ファイナンシャル・マネジメント・インク	6,917	投資運用業
ブラックロック・ファンド・アドバイザーズ	4,287	投資運用業

3. 報告セグメントごとの固定資産の減損損失に関する情報

該当事項はありません。

4. 報告セグメントごとののれんの償却額及び未償却残高に関する情報

当社は主として投資運用業の単一セグメントであるため、記載を省略しております。

5. 報告セグメントごとの負ののれん発生益に関する情報

該当事項はありません。

(関連当事者情報)

1. 関連当事者との取引

財務諸表提出会社と関連当事者との取引

- (1) 財務諸表提出会社の親会社及び主要株主（会社等に限る。）等
前事業年度（自 2021年1月1日 至 2021年12月31日）

種類	会社等の名称又は氏名	所在地	資本金又は出資金	事業の内容又は職業	議決権等の所有(被所有)割合(%)	関連当事者との関係	取引の内容	取引金額(百万円)	科目	期末残高(百万円)
親会社	ブラックロック・ファイナンシャル・マネジメント・インク	米国 ニューヨーク州	73 百万 米ドル	投資 顧問業	(被所有) 間接 100	投資顧問 契約の 再委任等	運用受託報酬	249	未収収益	377
							受入手数料	6,036		
							委託調査費	1,178	未払費用	112
							事務委託費	1,204		
親会社	ブラックロック・ジャパン・ホールディングス合同会社	日本 東京都	1万円	持株会社	(被所有) 直接 100	株式の 保有等	連結法人税の 個別帰属額	1,940	その他未払金	1,940

当事業年度（自 2022年1月1日 至 2022年12月31日）

種類	会社等の名称又は氏名	所在地	資本金又は出資金	事業の内容又は職業	議決権等の所有(被所有)割合(%)	関連当事者との関係	取引の内容	取引金額(百万円)	科目	期末残高(百万円)
親会社	ブラックロック・ファイナンシャル・マネジメント・インク	米国 ニューヨーク州	73 百万 米ドル	投資 顧問業	(被所有) 間接 100	投資顧問 契約の 再委任等	運用受託報酬	224	未収収益	186
							受入手数料	6,692		
							委託調査費	1,869		
							事務委託費	1,351		
親会社	ブラックロック・ジャパン・ホールディングス合同会社	日本 東京都	1万円	持株会社	(被所有) 直接 100	株式の 保有等	連結法人税の 個別帰属額	1,982	その他未払金	1,982

- (2) 財務諸表提出会社の子会社及び関連会社等

前事業年度（自 2021年1月1日 至 2021年12月31日）
該当事項はありません。

当事業年度（自 2022年1月1日 至 2022年12月31日）
該当事項はありません。

- (3) 財務諸表提出会社と同一の親会社を持つ会社等及び財務諸表提出会社のその他の関係会社の子会社等

前事業年度（自 2021年1月1日 至 2021年12月31日）

種類	会社等の名称又は氏名	所在地	資本金又は出資金	事業の内容又は職業	議決権等の所有(被所有)割合(%)	関連当事者との関係	取引の内容	取引金額(百万円)	科目	期末残高(百万円)
同一の親会社を持つ会社	ブラックロック・ファンド・アドバイザーズ	米国 カリフォルニア州	1,000 米ドル	投資 顧問業	なし	投資顧問 契約の 再委任等	受入手数料	4,259	未収収益	321
							委託調査費	282		
							事務委託費	20		

当事業年度（自 2022年1月1日 至 2022年12月31日）

種類	会社等の名称又は氏名	所在地	資本金又は出資金	事業の内容又は職業	議決権等の所有(被所有)割合(%)	関連当事者との関係	取引の内容	取引金額(百万円)	科目	期末残高(百万円)
同一の親会社を持つ会社	ブラックロック・ファンド・アドバイザーズ	米国 カリフォルニア州	1,000 米ドル	投資 顧問業	なし	投資顧問 契約の 再委任等	受入手数料	4,287	未収収益	180
							委託調査費	35		
							事務委託費	12		

(注) 1. 取引条件及び取引条件の決定方針等

- (1) 運用受託報酬については、一般取引条件と同様に決定しております。
- (2) 受入手数料については、一般取引条件と同様に決定しております。
- (3) 委託調査費については、一般取引条件と同様に決定しております。
- (4) 事務委託費については、一般取引条件と同様に決定しております。

2. 親会社に関する注記

(1) 親会社情報

ブラックロック・インク（ニューヨーク証券取引所に上場）
ブラックロック・ファイナンシャル・マネジメント・インク（非上場）
ブラックロック・ジャパン・ホールディングス合同会社（非上場）

(1株当たり情報)

項目	前事業年度 (自 2021年 1月 1日 至 2021年12月31日)	当事業年度 (自 2022年 1月 1日 至 2022年12月31日)
1株当たり純資産額	1,318,566 円 41 銭	1,371,780 円 88 銭
1株当たり当期純利益金額	332,267 円 26 銭	307,029 円 07 銭

(注) 1. 潜在株式調整後1株当たり当期純利益金額については、潜在株式が存在しないため記載しておりません。

2. 1株当たり当期純利益金額の算定上の基礎は、以下のとおりであります。

項目	前事業年度 (自 2021年 1月 1日 至 2021年12月31日)	当事業年度 (自 2022年 1月 1日 至 2022年12月31日)
当期純利益 (百万円)	4,984	4,605
普通株主に帰属しない金額 (百万円)	—	—
普通株式に係る当期純利益 (百万円)	4,984	4,605
普通株式の期中平均株式数 (株)	15,000	15,000

【中間財務諸表】

1. 中間財務諸表の作成方法について

委託会社であるブラックロック・ジャパン株式会社（以下「当社」という。）の中間財務諸表すなわち中間貸借対照表、中間損益計算書及び中間株主資本等変動計算書は、「中間財務諸表等の用語、様式及び作成方法に関する規則」（1977年大蔵省令第38号）並びに同規則第38条及び第57条の規定により「金融商品取引業等に関する内閣府令」（2007年内閣府令第52号）に基づいて作成しております。

2. 監査証明について

当社は、金融商品取引法第193条の2第1項の規定に基づき、中間会計期間（自2023年1月1日 至2023年6月30日）の中間財務諸表について有限責任監査法人トーマツによる中間監査を受けております。

3. 財務諸表に記載している金額については、百万円未満の端数を切り捨てて表示しております。

独立監査人の中間監査報告書

2023年8月31日

ブラックロック・ジャパン株式会社
取締役会 御中

有限責任監査法人トーマツ

東京事務所

指定有限責任社員
業務執行社員 公認会計士 山田 信之

指定有限責任社員
業務執行社員 公認会計士 水野 龍也

中間監査意見

当監査法人は、金融商品取引法第193条の2第1項の規定に基づく監査証明を行うため、「委託会社等の経理状況」に掲げられているブラックロック・ジャパン株式会社の2023年1月1日から2023年12月31日までの第37期事業年度の中間会計期間（2023年1月1日から2023年6月30日まで）に係る中間財務諸表、すなわち、中間貸借対照表、中間損益計算書、中間株主資本等変動計算書、重要な会計方針及びその他の注記について中間監査を行った。

当監査法人は、上記の中間財務諸表が、我が国において一般に公正妥当と認められる中間財務諸表の作成基準に準拠して、ブラックロック・ジャパン株式会社の2023年6月30日現在の財政状態及び同日をもって終了する中間会計期間（2023年1月1日から2023年6月30日まで）の経営成績に関する有用な情報を表示しているものと認める。

中間監査意見の根拠

当監査法人は、我が国において一般に公正妥当と認められる中間監査の基準に準拠して中間監査を行った。中間監査の基準における当監査法人の責任は、「中間財務諸表監査における監査人の責任」に記載されている。当監査法人は、我が国における職業倫理に関する規定に従って、会社から独立しており、また、監査人としてのその他の倫理上の責任を果たしている。当監査法人は、中間監査の意見表明の基礎となる十分かつ適切な監査証拠を入手したと判断している。

中間財務諸表に対する経営者及び監査役の責任

経営者の責任は、我が国において一般に公正妥当と認められる中間財務諸表の作成基準に準拠して中間財務諸表を作成し有用な情報を表示することにある。これには、不正又は誤謬による重要な虚偽表示のない中間財務諸表を作成し有用な情報を表示するために経営者が必要と判断した内部統制を整備及び運用することが含まれる。

中間財務諸表を作成するに当たり、経営者は、継続企業の前提に基づき中間財務諸表を作成することが適切であるかどうかを評価し、我が国において一般に公正妥当と認められる中間財務諸表の作成基準に基づいて継続企業に関する事項を開示する必要がある場合には当該事項を開示する責任がある。

監査役の責任は、財務報告プロセスの整備及び運用における取締役の職務の執行を監視することにある。

中間財務諸表監査における監査人の責任

監査人の責任は、監査人が実施した中間監査に基づいて、全体として中間財務諸表の有用な情報の表示に関して投資者の判断を損なうような重要な虚偽表示がないかどうかの合理的な保証を得て、中間監査報告書において独立の立場から中間財務諸表に対する意見を表明することにある。虚偽表示は、不正又は誤謬により発生する可能性があり、個別に又は集計すると、中間財務諸表の利用者の意思決定に影響を与えると合理的に見込まれる場合に、重要性があると判断される。

監査人は、我が国において一般に公正妥当と認められる中間監査の基準に従って、中間監査の過程を通じて、職業的専門家としての判断を行い、職業的懐疑心を保持して以下を実施する。

- ・ 不正又は誤謬による中間財務諸表の重要な虚偽表示リスクを識別し、評価する。また、重要な虚偽表示リスクに対応する中間監査手続を立案し、実施する。中間監査手続の選択及び適用は監査人の判断による。さらに、中間監査の意見表明の基礎となる十分かつ適切な監査証拠を入手する。なお、中間監査手続は、年度監査と比べて監査手続の一部が省略され、監査人の判断により、不正又は誤謬による中間財務諸表の重要な虚偽表示リスクの評価に基づいて、分析的手続等を中心とした監査手続に必要に応じて追加の監査手続が選択及び適用される。
- ・ 中間財務諸表監査の目的は、内部統制の有効性について意見表明するためのものではないが、監査人は、リスク評価の実施に際して、状況に応じた適切な中間監査手続を立案するために、中間財務諸表の作成と有用な情報の表示に関連する内部統制を検討する。
- ・ 経営者が採用した会計方針及びその適用方法並びに経営者によって行われた会計上の見積りの合理性及び関連する注記事項の妥当性を評価する。
- ・ 経営者が継続企業を前提として中間財務諸表を作成することが適切であるかどうか、また、入手した監査証拠に基づき、継続企業の前提に重要な疑義を生じさせるような事象又は状況に関して重要な不確実性が認められるかどうか結論付ける。継続企業の前提に関する重要な不確実性が認められる場合は、中間監査報告書において中間財務諸表の注記事項に注意を喚起すること、又は重要な不確実性に関する中間財務諸表の注記事項が適切でない場合は、中間財務諸表に対して除外事項付意見を表明することが求められている。監査人の結論は、中間監査報告書日までに入手した監査証拠に基づいているが、将来の事象や状況により、企業は継続企業として存続できなくなる可能性がある。
- ・ 中間財務諸表の表示及び注記事項が、我が国において一般に公正妥当と認められる中間財務諸表の作成基準に準拠しているかどうかとともに、関連する注記事項を含めた中間財務諸表の表示、構成及び内容、並びに中間財務諸表が基礎となる取引や会計事象に関して有用な情報を表示しているかどうかを評価する。

監査人は、監査役に対して、計画した中間監査の範囲とその実施時期、中間監査の実施過程で識別した内部統制の重要な不備を含む中間監査上の重要な発見事項、及び中間監査の基準で求められているその他の事項について報告を行う。

利害関係

会社と当監査法人又は業務執行社員との間には、公認会計士法の規定により記載すべき利害関係はない。

以上

-
- (注) 1. 上記は、中間監査報告書の原本に記載された事項を電子化したものであり、その原本は当社が別途保管しております。
2. XBR Lデータは中間監査の対象には含まれていません。

(1) 中間貸借対照表

(単位：百万円)

		中間会計期間末 (2023年6月30日)
資産の部		
流動資産		
現金・預金	※2	14,894
立替金		83
前払費用		208
未収入金		21
未収委託者報酬		1,869
未収運用受託報酬		1,940
未収収益		1,823
流動資産計		20,840
固定資産		
有形固定資産		
建物附属設備	※1	610
器具備品	※1	517
有形固定資産計		1,127
無形固定資産		
ソフトウェア		14
無形固定資産計		14
投資その他の資産		
投資有価証券		49
長期差入保証金		1,122
前払年金費用		1,115
長期前払費用		10
繰延税金資産		257
投資その他の資産計		2,554
固定資産計		3,697
資産合計		24,537

(単位：百万円)

中間会計期間末
(2023年6月30日)

負債の部	
流動負債	
預り金	186
未払金	
未払収益分配金	5
未払償還金	70
未払手数料	424
その他未払金	105
未払費用	669
未払消費税等	148
未払法人税等	786
前受金	383
賞与引当金	814
役員賞与引当金	62
早期退職慰労引当金	43
為替予約	2
流動負債計	3,703
固定負債	
退職給付引当金	93
資産除去債務	962
固定負債計	1,055
負債合計	4,759
純資産の部	
株主資本	
資本金	3,120
資本剰余金	
資本準備金	3,001
その他資本剰余金	3,846
資本剰余金合計	6,847
利益剰余金	
利益準備金	336
その他利益剰余金	
繰越利益剰余金	9,474
利益剰余金合計	9,810
株主資本合計	19,777
評価・換算差額等	
その他有価証券評価差額金	△0
評価・換算差額等合計	△0
純資産合計	19,777
負債・純資産合計	24,537

(2) 中間損益計算書

(単位：百万円)

	中間会計期間 (自 2023年1月1日 至 2023年6月30日)
営業収益	
委託者報酬	3,194
運用受託報酬	4,085
その他営業収益	8,884
営業収益計	16,164
営業費用	
支払手数料	758
広告宣伝費	35
調査費	
調査費	174
委託調査費	2,363
調査費計	2,537
委託計算費	55
営業雑経費	
通信費	37
印刷費	37
諸会費	27
営業雑経費計	102
営業費用計	3,490
一般管理費	
給料	
役員報酬	558
給料・手当	2,975
賞与	1,408
給料計	4,941
退職給付費用	241
福利厚生費	603
事務委託費	1,943
交際費	23
旅費交通費	82
租税公課	138
不動産賃借料	453
水道光熱費	41
固定資産減価償却費	242
資産除去債務利息費用	1
諸経費	196
一般管理費計	8,909
営業利益	3,764

※1

(単位：百万円)

中間会計期間
(自 2023年1月1日
至 2023年6月30日)

営業外収益	
受取配当金	0
受取利息	0
為替差益	107
雑益	0
その他	0
営業外収益計	108
営業外費用	
支払利息	0
営業外費用計	0
経常利益	3,872
特別利益	
特別利益計	-
特別損失	
特別退職金	45
特別損失計	45
税引前中間純利益	3,826
法人税、住民税及び事業税	688
法人税等調整額	639
中間純利益	2,497

(3) 中間株主資本等変動計算書

中間会計期間 (自 2023年1月1日 至 2023年6月30日)

(単位：百万円)

	株主資本							評価・換算差額等		純資産 合計	
	資本金	資本剰余金			利益剰余金			株主資本 合計	その他有 価証券評 価差額金		評価・換算 差額等合計
		資本 準備金	その他資本 剰余金	資本 剰余金 合計	利益 準備金	その他利益 剰余金 繰越利益 剰余金	利益剰余金 合計				
当期首残高	3,120	3,001	3,846	6,847	336	10,276	10,612	20,580	△3	△3	20,576
当中間期変動額											
剰余金の配当						△3,300	△3,300	△3,300			△3,300
中間純利益						2,497	2,497	2,497			2,497
株主資本以外の項目の 当中間期変動額 (純額)									3	3	3
当中間期変動額合計	-	-	-	-	-	△802	△802	△802	3	3	△798
当中間期末残高	3,120	3,001	3,846	6,847	336	9,474	9,810	19,778	△0	△0	19,777

注 記 事 項
(重要な会計方針)

項 目	中間会計期間 自 2023年1月 1日 至 2023年6月30日
1. 有価証券の評価基準及び評価方法	<p>その他有価証券 時価のあるもの 決算日の市場価格等に基づく時価法（評価差額は、全部純資産直入法により処理し、売却原価は、移動平均法により算定）を採用しております。</p>
2. デリバティブ取引等の評価基準及び評価方法	<p>時価法を採用しております。</p>
3. 固定資産の減価償却方法	<p>(1) 有形固定資産 定額法により償却しております。 なお、主な耐用年数は建物附属設備6～18年、器具備品3～15年であります。</p> <p>(2) 無形固定資産 自社利用のソフトウェアの減価償却方法については、社内における利用可能期間（5年）に基づく定額法によっております。</p>
4. 引当金の計上基準	<p>(1) 貸倒引当金の計上方法 債権の貸倒損失に備えるため、貸倒懸念債権等特定の債権については個別に回収可能性を検討し、回収不能見込額を計上しております。</p> <p>(2) 退職給付引当金の計上方法</p> <p>① 旧退職金制度 適格退職年金制度移行日現在在籍していた従業員については、旧退職制度に基づく給付額を保証しているため、中間会計期間末現在の当該給付額と年金制度に基づく給付額との差額を引当て計上しております。</p> <p>② 確定拠出年金制度 確定拠出年金制度（DC）については拠出額を費用計上しております。</p> <p>③ 確定給付年金制度 キャッシュ・バランス型の年金制度（CB）の退職年金制度を有しております。CBには、一定の利回り保証を付しており、これの将来の支払に備えるため、確定給付型の会計基準に準じた会計処理方法により引当金を計上しております。</p> <p>退職給付債務の算定にあたり、退職給付見込額を当期までの期間に帰属させる方法については、ポイント基準によっております。</p> <p>過去勤務費用は、その発生時の従業員の平均残存勤務期間以内の一定の年数（9年）による定額法により費用処理しております。</p> <p>数理計算上の差異は各事業年度の発生時における従業員の平均残存勤務期間以内の一定の年数（9年）による定額法により按分した額をそれぞれ発生の翌事業年度から費用処理または費用から控除することとしております。</p> <p>(3) 賞与引当金の計上方法 従業員の賞与の支払に備えて、賞与支給見込額の当中間会計期間負担額を計上しております。</p>

	<p>(4) 役員賞与引当金の計上方法 役員賞与の支払に備えて、賞与支給見込額の当中間会計期間負担額を計上しております。</p> <p>(5) 早期退職慰労引当金の計上方法 早期退職慰労金の支払に備えて、早期退職慰労金支給見込額の当中間会計期間負担額を計上しております。</p>
<p>5. 外貨建の資産又は負債の本邦通貨への換算基準</p>	<p>外貨建金銭債権債務は、中間会計期間末の直物為替相場により円貨に換算し、換算差額は損益として処理しております。</p>
<p>6. 収益及び費用の計上基準</p>	<p>当社は、資産運用サービスから委託者報酬、運用受託報酬、その他営業収益および成功報酬を稼得しております。当社の顧客との契約から生じる収益に関する主要な事業における主要な履行義務の内容及び当該履行義務を充足する通常の時点（収益を認識する通常の時点）は以下のとおりであります。</p> <p>委託者報酬：当社は投資信託の信託約款に基づき、投資信託の運用について履行義務を負っております。委託者報酬は、投資信託の信託約款に基づき日々の純資産価額に対する一定割合として計算され、投資信託の運用期間にわたり収益認識しております。</p> <p>運用受託報酬：当社は顧客との投資一任契約及び投資助言契約に基づき運用及び助言について履行義務を負っております。運用受託報酬は、対象顧客との投資一任契約等に基づき純資産価額に対する一定割合として計算され、対象口座の運用期間にわたり収益認識しております。</p> <p>その他営業収益：当社はグループ会社との契約に基づき委託された業務について履行義務を負っております。グループ会社から受領する収益は、当社のグループ会社との契約で定められた算式に基づき、当社がグループ会社にオフショアファンド関連のサービス等を提供する期間にわたり月次で収益認識しております。</p> <p>成功報酬：成功報酬は対象となるファンドまたは口座の運用益に対する一定割合、もしくは特定のベンチマークまたはその他のパフォーマンス目標を上回る超過運用益に対する一定割合として計算されます。当該報酬は契約上支払われることが確定した時点で収益認識しております。</p>
<p>7. その他中間財務諸表作成のための基本となる重要な事項</p>	<p>グループ通算制度の適用 当社は、親会社であるブラックロック・ジャパン・ホールディングス合同会社を通算親会社とするグループ通算制度を適用しております。</p>

(会計方針の変更)

中間会計期間 自 2023年1月 1日 至 2023年6月30日
(時価の算定に関する会計基準等の適用) 「時価の算定に関する会計基準の適用指針」(企業会計基準適用指針第31号2021年6月17日。以下、「時価算定会計基準適用指針」という。)を当中間会計期間の期首から適用し、時価算定会計基準適用指針第27-2項に定める経過的な取り扱いに従って、時価算定会計基準適用指針が定める新たな会計方針を将来にわたって適用することといたしました。これによる中間財務諸表への影響はありません。

(追加情報)

中間会計期間 自 2023年1月 1日 至 2023年6月30日
(グループ通算制度の適用) 当社は、当中間会計期間から、連結納税制度からグループ通算制度へ移行しております。これに伴い、法人税及び地方法人税並びに税効果会計の会計処理及び開示については、「グループ通算制度を適用する場合の会計処理及び開示に関する取扱い」(実務対応報告第42号2021年8月12日。以下「実務対応報告第42号」という。)に従っております。また、実務対応報告第42号第32項(1)に基づき、実務対応報告第42号の適用に伴う会計方針の変更による影響はないものとみなしております。

(中間貸借対照表関係)

中間会計期間 2023年6月30日
※1 有形固定資産の減価償却累計額
建物附属設備 2,624百万円
器具備品 1,767百万円
※2 当社は、運転資金の効率的な調達を行うため取引銀行2行と当座貸越契約及びグループ会社と貸出コミットメント契約を締結しております。これら契約に基づく当中間会計期間末の借入未実行残高は次のとおりであります。
当座貸越極度額及び貸出コミットメントの総額 3,500百万円
借入実行残高 —
差引額 3,500百万円

(中間損益計算書関係)

中間会計期間 自 2023年1月 1日 至 2023年6月30日
※1 減価償却実施額
有形固定資産 240百万円
無形固定資産 2百万円

(中間株主資本等変動計算書関係)

中間会計期間 自 2023年1月 1日 至 2023年6月30日					
1. 発行済株式の種類及び総数に関する事項					
	前事業年度末 株式数	当中間会計期間 増加株式数	当中間会計期間 減少株式数	当中間会計 期間末株式数	
発行済株式					
普通株式	15,000	—	—	15,000	
合計	15,000	—	—	15,000	
2. 自己株式の種類及び株式数に関する事項 該当事項はありません。					
3. 新株予約権及び自己新株予約権に関する事項 該当事項はありません。					
4. 配当に関する事項					
(1) 配当金支払額					
決議	株式の種類	配当金の総額 (百万円)	1株当たり 配当額 (円)	基準日	効力発生日
2023年3月31日 株主総会決議	普通株式	3,300	220,000	2022年12月31日	2023年3月31日
(2) 基準日が当中間会計期間に属する配当のうち、配当の効力発生日が当中間会計期間後となるもの 該当事項はありません。					

(リース取引関係)

中間会計期間 自 2023年1月 1日 至 2023年6月30日	
オペレーティング・リース取引	
オペレーティング・リース取引のうち解約不能のものに係る未経過リース料	
1年以内	487百万円
1年超	1,782百万円
合計	2,270百万円

(金融商品関係)

中間会計期間
自 2023年1月 1日
至 2023年6月30日

1. 金融商品の状況に関する事項

(1) 金融商品に対する取組方針

当社は、資金運用については短期的な預金等に限定し、また、資金調達については関連当事者からの長期借入に限定しています。

(2) 金融商品の内容及びそのリスク並びにリスク管理体制

営業債権である未収委託者報酬及び未収運用受託報酬は、顧客の信用リスクに晒されています。当該リスクに関しては、当社の経理規程に従い、取引先ごとの期日管理及び残高管理を行い、個別に未収債権の回収可能性を管理する体制を敷いております。

営業債務である未払手数料はその全てが1年以内の支払期日となっております。

営業債務は流動性リスクに晒されていますが、当社では資金繰計画を作成するなどの方法により管理しております。

2. 金融商品の時価等に関する事項

2023年6月30日（中間期の決算日）における中間貸借対照表計上額、時価及びこれらの差額については、次のとおりです。なお、金額の重要性が低いと判断するものは含めておりません。

(単位：百万円)

	中間貸借対照表計上額	時価	差額
長期差入保証金	1,122	1,103	△19

(注1)

現金・預金、未収委託者報酬、未収運用受託報酬、未収収益、未払手数料、未払費用、その他未払金は、短期間で決済されるため時価が帳簿価額に近似するものであることから、記述を省略しています。

(注2) 金融商品の時価等に関する事項についての補足説明

金融商品の時価の算定においては変動要因を織り込んでいるため、異なる前提条件等を採用することにより、当該価額が変動することもあります。

3. 金融商品の時価のレベルごとの内訳等に関する事項

金融商品の時価を、時価等の算定に用いたインプットの観察可能性及び重要性に応じて、以下の3つのレベルに分類しております。

レベル1の時価：同一の資産又は負債の活発な市場における（無調整の）相場価格により算定した時価

レベル2の時価：レベル1のインプット以外の直接又は間接的に観察可能なインプットを用いて算定した時価

レベル3の時価：重要な観察できないインプットを使用して算定した時価

時価の算定に重要な影響を与えるインプットを複数使用している場合には、それらのインプットがそれぞれ属するレベルのうち、時価の算定における優先順位が最も低いレベルに時価を分類しております。

(単位：百万円)

	レベル1	レベル2	レベル3	合計
長期差入保証金	-	1,103	-	1,103

(注) 時価の算定に用いた評価技法及びインプットの説明

長期差入保証金

長期差入保証金の時価については、当該保証金の回収までの期間を基にリスクフリーレートで割り引いた現在価値により算定しているため、レベル2の時価に分類しております。

なお、当該時価は帳簿価額と近似していることから長期差入保証金は当該帳簿価額によって計上しております。

(資産除去債務関係)

中間会計期間 自 2023年1月 1日 至 2023年6月30日	
資産除去債務のうち貸借対照表に計上しているもの	
1. 当該資産除去債務の概要	当社事業所の定期建物賃貸借契約に伴う原状回復義務等であります。
2. 当該資産除去債務の金額の算定方法	使用見込期間を合理的に見積り、割引率は0.16%~0.72%を使用して資産除去債務の金額を計算しております。
3. 当中間会計期間における当該資産除去債務の総額の増減	
期首残高	961 百万円
有形固定資産の取得に伴う増加額	- 百万円
時の経過による調整額	<u>1 百万円</u>
中間会計期間末残高	<u><u>962 百万円</u></u>

(収益認識関係)

中間会計期間 自 2023年1月 1日 至 2023年6月30日	
1. 顧客との契約から生じる収益を分解した情報	
委託者報酬	3,194 百万円
運用受託報酬	3,989 百万円
成功報酬 (注)	95 百万円
その他営業収益	<u>8,884 百万円</u>
合計	<u><u>16,164 百万円</u></u>
(注) 成功報酬は、中間損益計算書において運用受託報酬に含めて表示しております。	
2. 顧客との契約から生じる収益を理解するための基礎となる情報 (重要な会計方針) 6. 収益及び費用の計上基準に記載のとおりです。	
3. 顧客との契約に基づく履行義務の充足と当該契約から生じるキャッシュ・フローとの関係並びに中間会計期間末において存在する顧客との契約から当中間会計期間の末日後に認識すると見込まれる収益の金額及び時期に関する情報 重要性が乏しいため、記載を省略しています。	

(セグメント情報等)

中間会計期間
自 2023年1月 1日
至 2023年6月30日

1. セグメント情報

当社は主として投資運用業の単一セグメントであるため、記載を省略しております。

2. 関連情報

(1) 製品及びサービスに関する情報

(単位：百万円)

	委託者 報酬	運用受託 報酬	その他	合計
外部顧客 営業収益	3,194	4,085	8,884	16,164

(2) 地域に関する情報

① 売上高

(単位：百万円)

日本	北米	その他	合計
7,086	7,451	1,626	16,164

(注) 売上高は顧客の所在地を基礎とし、国又は地域に分類しております。

② 有形固定資産

本邦に所在している有形固定資産の金額が中間貸借対照表の有形固定資産の金額の90%を超えるため、記載を省略しております。

(3) 主要な顧客に関する情報

営業収益の10%以上を占める主要な顧客は以下のとおりです。

(単位：百万円)

相手先	営業収益	関連する セグメント名
ブラックロック・ファイナンシャル・ マネジメント・インク	3,625	投資運用業
ブラックロック・ファンド・アドバイ ザーズ	2,477	投資運用業

(1株当たり情報)

中間会計期間	
自	2023年1月 1日
至	2023年6月30日
1株当たり純資産額	1,318,516円64銭
1株当たり中間純利益	166,533円13銭
なお、潜在株式調整後1株当たり中間純利益金額については、潜在株式が存在しないため記載しておりません。	
1株当たり中間純利益の算定上の基礎	
損益計算書上の中間純利益	2,497百万円
1株当たり中間純利益の算定に 用いられた普通株式に係る中間純利益	2,497百万円
期中平均株式数	15,000株

(重要な後発事象)

該当事項はありません。

4【利害関係人との取引制限】

委託会社は、金融商品取引法の定めるところにより、利害関係人との取引について、次に掲げる行為が禁止されています。

- (1) 自己又はその取締役若しくは執行役との間における取引を行なうことを内容とした運用を行なうこと(投資者の保護に欠け、若しくは取引の公正を害し、又は金融商品取引業の信用を失墜させるおそれがないものとして内閣府令で定めるものを除きます。)
- (2) 運用財産相互間において取引を行なうことを内容とした運用を行なうこと(投資者の保護に欠け、若しくは取引の公正を害し、又は金融商品取引業の信用を失墜させるおそれがないものとして金融商品取引業等に関する内閣府令で定めるものを除きます。)
- (3) 通常の取引の条件と異なる条件であって取引の公正を害するおそれのある条件で、委託会社の親法人等(委託会社の総株主等の議決権の過半数を保有していることその他の委託会社と密接な関係を有する法人その他の団体として金融商品取引法施行令で定める要件に該当する者をいいます。以下(4)(5)において同じ。)又は子法人等(委託会社が総株主等の議決権の過半数を保有していることその他の委託会社と密接な関係を有する法人その他の団体として政令で定める要件に該当する者をいいます。以下同じ。)と有価証券の売買その他の取引又は金融デリバティブ取引を行なうこと。
- (4) 委託会社の親法人等又は子法人等の利益を図るため、その行なう投資運用業に関して運用の方針、運用財産の額若しくは市場の状況に照らして不必要な取引を行なうことを内容とした運用を行なうこと。
- (5) 上記に掲げるもののほか、投資者の保護に欠け、若しくは取引の公正を害し、又は金融商品取引業の信用を失墜させるおそれのあるものとして金融商品取引業等に関する内閣府令で定める行為。

5【その他】

定款の変更、事業譲渡または事業譲受、出資の状況その他の重要事項

変更年月日	変更事項
2007年9月18日	証券業登録に伴う商号変更（「パークレイズ・グローバル・インベスターズ証券投信投資顧問株式会社」に変更）のため、定款変更を行ないました。
2007年9月30日	商号変更（「パークレイズ・グローバル・インベスターズ株式会社」に変更）のため、定款変更を行ないました。
2007年9月30日	公告の方法を変更するため、定款変更を行ないました。
2007年12月27日	事業を営むことの目的を変更するため、定款変更を行ないました。
2008年7月1日	グループ会社の1つであるパークレイズ・グローバル・インベスターズ・サービス株式会社を吸収合併し、それに伴い資本金の額を変更いたしました。
2008年7月1日	株式取扱規則に関する記述を追加するため、定款変更を行ないました。
2009年6月22日	本店所在地変更のため、定款変更を行ないました。
2009年12月2日	ブラックロック・ジャパン株式会社と合併 商号変更（「ブラックロック・ジャパン株式会社」に変更）および定款変更を行ないました。
2011年4月1日	グループ会社であるブラックロック証券株式会社を吸収合併し、それに先立ち定款変更および資本金の額の変更を行ないました。
2013年10月5日	MGPA Japan LLCより不動産投資関連の事業を譲受し、それに先立ち定款変更を行ないました。
2014年12月1日	決算期を3月31日から12月31日に変更するため、定款変更を行ないました。

追加型証券投資信託

ブラックロック・
アメリカ大陸ロング・ショート・ファンド
(ダイワ投資一任専用)

約 款

ブラックロック・ジャパン株式会社

追加型証券投資信託
ブラックロック・アメリカ大陸ロング・ショート・ファンド（ダイワ投資一任専用）

－ 運用の基本方針 －

約款第18条の規定に基づき、委託者の定める運用の基本方針は次のものとします。

1. 基本方針

この投資信託は、市場動向に左右されない投資収益の達成を目標に運用を行ないます。

2. 運用方法

(1) 投資対象

アメリカズ・ロングショート・マザーファンド（以下「マザーファンド」といいます。）受益証券を主要投資対象とします。

(2) 投資態度

- ① マザーファンドの受益証券への投資を通じて、主として米国、カナダおよびラテンアメリカ諸国の株式および株式関連の派生商品等に投資し、ロング・ショート（売建および買建）ポジションを構築することにより市場動向に左右されない投資収益を追求する投資信託証券に投資を行ないます。副次的な投資対象として、短期債券等に投資する投資信託証券にも投資を行ないます。投資対象とする投資信託証券は、別に定めるブラックロック・グループの運用会社が運用するものとします。
- ② 実質外貨建資産については、為替ヘッジにより為替変動リスクの低減を図ることを基本とします。
- ③ 資金動向、市況動向、残存信託期間等によっては、上記のような運用ができない場合があります。

(3) 投資制限

- ① 投資信託証券および短期金融商品（短期運用の有価証券を含みます。）以外への直接投資は行ないません。
- ② 投資信託証券への実質投資割合には制限を設けません。
- ③ 外貨建資産への実質投資割合には制限を設けません。
- ④ 一般社団法人投資信託協会規則に定める一の者に係る株式等エクスポージャー、債券等エクスポージャーおよびデリバティブ等エクスポージャーの信託財産の純資産総額に対する比率は、原則としてそれぞれ10%、合計で20%を超えないものとし、当該比率を超えることとなった場合には、同規則にしたがい当該比率以内となるよう調整を行ないます。

3. 収益分配方針

年1回の毎決算時（原則として6月15日。休業日の場合は翌営業日）に、経費控除後の繰越分を含めた利子・配当等収益および売買損益（繰越欠損補填後、評価損益を含みます。）等の全額を分配対象額の範囲として分配を行ないます。分配金額は、委託者が基準価額水準、市況動向等を勘案して決定します。留保益の運用については特に制限を設けず、委託者の判断に基づき、元本部分と同一の運用を行ないます。

追加型証券投資信託
ブラックロック・アメリカ大陸ロング・ショート・ファンド（ダイワ投資一任専用）

約 款

[信託の種類、委託者および受託者、信託事務の委託]

第1条 この信託は、証券投資信託であり、ブラックロック・ジャパン株式会社を委託者とし、みずほ信託銀行株式会社を受託者とします。

- ② この信託は、信託法（平成18年法律第108号）（以下「信託法」といいます。）の適用を受けません。
- ③ 受託者は、信託法第28条第1号に基づく信託事務の委託として、信託事務の処理の一部について、金融機関の信託業務の兼営等に関する法律第1条第1項の規定による信託業務の兼営の認可を受けた一の金融機関（受託者の利害関係人（金融機関の信託業務の兼営等に関する法律第2条第1項にて準用する信託業法第29条第2項第1号に規定する利害関係人をいいます。以下この条において同じ。）を含みます。）と信託契約を締結し、これを委託することができます。
- ④ 前項における利害関係人に対する業務の委託については、受益者の保護に支障を生じることがない場合に行なうものとします。

[信託の目的および金額]

第2条 委託者は、金300億円を上限として受益者のために利殖の目的をもって信託し、受託者はこれを引き受けます。

[信託金の限度額]

第3条 委託者は、受託者と合意のうえ、金600億円を限度として信託金を追加することができます。

- ② 委託者は、受託者と合意のうえ、第1項の限度額を変更することができます。

[信託期間]

第4条 この信託の期間は、信託契約締結日から第41条第1項、第41条第2項、第42条第1項、第43条第1項および第45条第2項による信託契約終了の日までとします。

[受益権の取得申込の勧誘の種類]

第5条 この信託にかかる受益権の取得申込の勧誘は、金融商品取引法第2条第3項第1号に掲げる場合に該当し、投資信託及び投資法人に関する法律第2条第8項で定める公募により行なわれます。

[当初の受益者]

第6条 この信託契約締結当初および追加信託当初の受益者は、委託者の指定する受益権取得申込者とし、第7条により分割された受益権は、その取得申込口数に応じて、取得申込者に帰属します。

[受益権の分割および再分割]

第7条 委託者は、第2条に規定する信託によって生じた受益権については300億口を上限に、追加信託によって生じた受益権については、これを追加信託のつど第8条第1項の追加口数に、それぞれ均等に分割します。

- ② 委託者は、社債、株式等の振替に関する法律（以下「社振法」といいます。）の規定により、受託者と協議の上、一定日現在の受益権を均等に再分割できるものとします。

[追加信託の価額および口数、基準価額の計算方法]

第8条 追加信託金は、追加信託を行なう日の前営業日の基準価額に当該追加信託にかかる受益権の口数を乗じた額とします。

- ② この約款において基準価額とは、信託財産に属する資産（受入担保金代用有価証券および第20条に規定する借入有価証券を除きます。）を原則として法令および一般社団法人投資信託協会規則にしたがって時価評価して得た信託財産の資産総額から負債総額を控除した金額（以下「純資産総額」といいます。）を、計算日における受益権総口数で除した金額をいいます。外貨建資産（外国通貨表示の有価証券（以下「外貨建有価証券」といいます。））、預金その他の資産をいいます。以下同じ。）の円換算については、原則としてわが国における計算日の対顧客電信売買相場の仲値によって計算します。
- ③ 第21条に規定する予約為替の評価は、原則として、わが国における計算日の対顧客先物売買相場の仲値によるものとします。

[信託日時の異なる受益権の内容]

第9条 この信託の受益権は、信託の日時を異にすることにより差異を生ずることはありません。

[受益権の帰属と受益証券の不発行]

第10条 この信託のすべての受益権は、社振法の規定の適用を受けることとし、受益権の帰属は、委託者があらかじめこの投資信託の受益権を取り扱うことについて同意した一の振替機関（社振法第2条に規定する「振替機関」をいい、以下「振替機関」といいます。）及び当該振替機関の下位の口座管理機関（社振法第2条に規定する「口座管理機関」をいい、振替機関を含め、以下「振替機関等」といいます。）の振替口座簿に記載または記録されることにより定まります（以下、振替口座簿に記載または記録されることにより定まる受益権を「振替受益権」といいます。）。

- ② 委託者は、この信託の受益権を取り扱う振替機関が社振法の規定により主務大臣の指定を取り消された場合または当該指定が効力を失った場合であって、当該振替機関の振替業を承継する者が存在しない場合その他やむを得ない事情がある場合を除き、振替受益権を表示する受益証券を発行しません。

なお、受益者は、委託者がやむを得ない事情等により受益証券を発行する場合を除き、無記名式受益証券から記名式受益証券への変更の請求、記名式受益証券から無記名式受益証券への変更の請求、受益証券の再発行の請求を行なわないものとします。

- ③ 委託者は、第7条の規定により分割された受益権について、振替機関等の振替口座簿への新たな記載または記録をするため社振法に定める事項の振替機関への通知を行なうものとします。振替機関等は、委託者から振替機関への通知があった場合、社振法の規定にしたがい、その備える振替口座簿への新たな記載または記録を行ないます。

[受益権の設定に係る受託者の通知]

第11条 受託者は、信託契約締結日に生じた受益権については信託契約締結時に、追加信託により生じた受益権については追加信託のつど、振替機関の定める方法により、振替機関へ当該受益権に係る信託を設定した旨の通知を行ないます。

[受益権の売却単位および売却価額]

第12条 委託者の指定する販売会社（委託者の指定する金融商品取引法第28条第1項に規定する第一種金融商品取引業を行なう者または委託者の指定する金融商品取引法第33条の2に規定する登録金融機関をいいます。以下同じ。）は、第7条の規定により分割される受益権を、その取得申込者に対し、最低単位を1円単位または1口単位として委託者の指定する販売会社が定める単位をもって取得申込に応じることができるものとします。ただし、委託者の指定する販売会社との間に結ばれた累積投資約款にしたがって取得申込者が結んだ契約（以下「別に定める契約」といいます。）を結んだ取得申込者に限り、1口の整数倍をもって取得の申込に応じることができるもの

とします。

- ② 前項の取得申込者は委託者の指定する販売会社に、取得申込と同時にまたは予め、自己のために開設されたこの信託の受益権の振替を行なうための振替機関等の口座を示すものとし、当該口座に当該取得申込者に係る口数の増加の記載または記録が行なわれます。なお、委託者の指定する販売会社は、当該取得申込の代金（第4項の受益権の価額に当該取得申込の口数を乗じて得た額をいいます。）の支払いと引き換えに、当該口座に当該取得申込者に係る口数の増加の記載または記録を行なうことができます。
- ③ 第1項の規定にかかわらず、取得申込受付日が、別に定める日のいずれかに該当する場合は、受益権の取得申込の受付は行ないません。ただし、第36条第2項に規定する収益分配金の再投資にかかる受益権の取得申込については、これを受付けるものとします。
- ④ 受益権の売却価額は、取得申込受付日の翌営業日の基準価額に、委託者が指定する販売会社が別に定める手数料ならびに当該手数料に係る消費税および地方消費税（以下「消費税等」といいます。）に相当する金額を加算した価額とします。ただし、この信託契約締結日前の取得申込に係る受益権の価額は、1口につき1円に、手数料および当該手数料に係る消費税等に相当する金額を加算した価額とします。
- ⑤ 前項の規定にかかわらず、別に定める契約の規定に基づいて収益分配金を再投資する場合の売却価額は、原則として第31条に規定する計算期間終了日の基準価額とします。
- ⑥ 第1項および第3項の規定にかかわらず、金融商品取引所等における取引の停止、外国為替取引の停止、決済機能の停止その他やむを得ない事情があるときは、委託者の判断により、受益権の取得申込の受付を中止することおよびすでに受付けた取得申込の受付を取り消すことができます。

[受益権の譲渡に係る記載または記録]

第13条 受益者は、その保有する受益権を譲渡する場合には、当該受益者の譲渡の対象とする受益権が記載または記録されている振替口座簿に係る振替機関等に振替の申請をするものとします。

- ② 前項の申請のある場合には、前項の振替機関等は、当該譲渡に係る譲渡人の保有する受益権の口数の減少および譲受人の保有する受益権の口数の増加につき、その備える振替口座簿に記載または記録するものとします。ただし、前項の振替機関等が振替先口座を開設したものでない場合には、譲受人の振替先口座を開設した他の振替機関等（当該他の振替機関等の上位機関を含みます。）に社振法の規定にしたがい、譲受人の振替先口座に受益権の口数の増加の記載または記録が行なわれるよう通知するものとします。
- ③ 委託者は、第1項に規定する振替について、当該受益者の譲渡の対象とする受益権が記載または記録されている振替口座簿に係る振替機関等と譲受人の振替先口座を開設した振替機関等が異なる場合等において、委託者が必要と認めるときまたはやむをえない事情があると判断したときは、振替停止日や振替停止期間を設けることができます。

[受益権の譲渡の対抗要件]

第14条 受益権の譲渡は、前条の規定による振替口座簿への記載または記録によらなければ、委託者および受託者に対抗することができません。

[投資の対象とする資産の種類]

第15条 この信託において投資の対象とする資産の種類は、次に掲げる特定資産（「特定資産」とは、投資信託及び投資法人に関する法律第2条第1項で定めるものをいいます。以下同じ。）とします。

1. 有価証券
2. 金銭債権
3. 約束手形（手形割引市場において売買される手形に限ります。）

[運用の指図範囲等]

第16条 委託者は、信託金を、主としてブラックロック・ジャパン株式会社を委託者とし、みずほ信託銀行株式会社を受託者として締結されたアメリカズ・ロングショート・マザーファンド（以下「親投資信託」といいます。）の受益証券のほか、次の有価証券（金融商品取引法第2条第2項の規定により有価証券とみなされる同項各号に掲げる権利を除きます。）に投資することを指図します。

1. 国債証券
2. 地方債証券
3. 特別の法律により法人の発行する債券および社債券（新株引受権証券と社債券とが一体となった新株引受権付社債券の新株引受権証券および短期社債券を除きます。）
4. 短期社債等（社振法第66条第1号に規定する短期社債、保険業法第61条の10第1項に規定する短期社債、資産の流動化に関する法律第2条第8項に規定する特定短期社債、信用金庫法第54条の4第1項に規定する短期債および農林中央金庫法第62条の2第1項に規定する短期農林債をいいます。）
5. コマーシャル・ペーパー
6. 外国または外国の者の発行する証券または証書で、前各号の証券または証書の性質を有するもの
7. 外国法人が発行する譲渡性預金証書

なお、第1号から第3号の証券を以下「公社債」といい、公社債にかかる運用の指図は買い現先取引（売戻し条件付の買い入れ）および債券貸借取引（現金担保付き債券借入れ）に限り行なうことができるものとします。

- ② 委託者は、この信託の設定、解約、償還、投資環境の変動等への対応等、委託者が運用上必要と認めるときには、信託金を、前項に掲げる有価証券のほか、次に掲げる金融商品（金融商品取引法第2条第2項の規定により有価証券とみなされる同項各号に掲げる権利を含みます。）により運用することを指図することができます。
 1. 預金
 2. 指定金銭信託（金融商品取引法第2条第1項第14号に規定する受益証券発行信託を除きます。）
 3. コール・ローン
 4. 手形割引市場において売買される手形

[利害関係人等との取引等]

第17条 受託者は、受益者の保護に支障を生じることがないものであり、かつ信託業法、投資信託及び投資法人に関する法律ならびに関連法令に反しない場合には、委託者の指図により、信託財産と、受託者（第三者との間において信託財産のためにする取引その他の行為であって、受託者が当該第三者の代理人となつて行なうものを含みます。）および受託者の利害関係人（金融機関の信託業務の兼営等に関する法律第2条第1項にて準用する信託業法第29条第2項第1号に規定する利害関係人をいいます。以下本項、次項および第23条において同じ。）、第23条第1項に定める信託業務の委託先およびその利害関係人または受託者における他の信託財産との間で、前2条に掲げる資産への投資等ならびに第20条、第21条および第26条から第28条に掲げる取引その他これらに類する行為を行なうことができます。

- ② 受託者は、受託者がこの信託の受託者としての権限に基づいて信託事務の処理として行なうことができる取引その他の行為について、受託者または受託者の利害関係人の計算で行なうことができます。なお、受託者の利害関係人が当該利害関係人の計算で行う場合も同様とします。
- ③ 委託者は、金融商品取引法、投資信託及び投資法人に関する法律ならびに関連法令に反しない場合には、信託財産と、委託者、その取締役、執行役および委託者の利害関係人等（金融商品取引法第31条の4第3項および同条第4項に規定する親法人等又は子法人等をいいます。）または委

託者が運用の指図を行なう他の信託財産との間で、前2条に掲げる資産への投資等ならびに第20条、第21条および第26条から第28条に掲げる取引その他これらに類する行為を行なうことの指図をすることができ、受託者は、委託者の指図により、当該投資等ならびに当該取引、当該行為を行なうことができます。

- ④ 前3項の場合、委託者および受託者は、受益者に対して信託法第31条第3項および同法第32条第3項の通知は行ないません。

[運用の基本方針]

第18条 委託者は、信託財産の運用にあたっては、別に定める運用の基本方針にしたがって、その指図を行ないます。

[特別の場合の外貨建有価証券への投資制限]

第19条 外貨建有価証券への投資については、わが国の国際収支上の理由等により特に必要と認められる場合には、制約されることがあります。

[公社債の借入れ]

第20条 委託者は、信託財産の効率的な運用に資するため、公社債の借入れの指図をすることができます。なお、当該公社債の借入れを行なうにあたり担保の提供が必要と認められた時は、担保の提供の指図を行なうものとします。

- ② 前項の指図は、当該借入れにかかる公社債の時価総額が信託財産の純資産総額の範囲内とします。
- ③ 信託財産の一部解約等の事由により、前項の借入れにかかる公社債の時価総額が信託財産の純資産総額を超えることとなった場合には、委託者は速やかに、その超える額に相当する借入れた公社債の一部を返還するための指図をするものとします。
- ④ 第1項の借入れにかかる品借料は信託財産中から支弁します。

[外国為替予約の指図および範囲]

第21条 委託者は、信託財産に属する外貨建資産と親投資信託の信託財産に属する外貨建資産のうち信託財産に属するとみなした額（信託財産に属する親投資信託の時価総額に親投資信託の信託財産の純資産総額に占める外貨建資産の時価総額の割合を乗じて得た額をいいます。）との合計額について、当該外貨建資産の為替ヘッジのため、外国為替の売買の予約を指図することができます。

第22条 （削除）

[信託業務の委託等]

第23条 受託者は、委託者と協議のうえ、信託業務の一部について、信託業法第22条第1項に定める信託業務の委託をするときは、以下に掲げる基準のすべてに適合するもの（受託者の利害関係人を含みます。）を委託先として選定します。

1. 委託先の信用力に照らし、継続的に委託業務の遂行に懸念がないこと
 2. 委託先の委託業務に係る実績等に照らし、委託業務を確実に処理する能力があると認められること
 3. 委託される信託財産に属する財産と自己の固有財産その他の財産とを区分する等の管理を行なう体制が整備されていること
 4. 内部管理に関する業務を適正に遂行するための体制が整備されていること
- ② 受託者は、前項に定める委託先の選定にあたっては、当該委託先が前項各号に掲げる基準に適合していることを確認するものとします。
- ③ 前2項にかかわらず、受託者は、次の各号に掲げる業務を、受託者および委託者が適当と認める者（受託者の利害関係人を含みます。）に委託することができるものとします。

1. 信託財産の保存に係る業務
2. 信託財産の性質を変えない範囲内において、その利用または改良を目的とする業務
3. 委託者のみの指図により信託財産の処分およびその他の信託の目的の達成のために必要な行為に係る業務
4. 受託者が行なう業務の遂行にとって補助的な機能を有する行為

[混蔵寄託]

第24条 金融機関または第一種金融商品取引業者等（外国の法令に準拠して設立された法人で第一種金融商品取引業者に類する者を含みます。以下本条において同じ。）から、売買代金および償還金等について円貨で約定し円貨で決済する取引により取得した外国において発行された譲渡性預金証券またはコマーシャル・ペーパーは、当該金融機関または第一種金融商品取引業者等が保管契約を締結した保管機関に当該金融機関または第一種金融商品取引業者等の名義で混蔵寄託できるものとします。

[信託財産の登記等および記載等の留保等]

第25条 信託の登記または登録をすることができる信託財産については、信託の登記または登録をすることとします。ただし、受託者が認める場合は、信託の登記または登録を留保することがあります。

- ② 前項ただし書きにかかわらず、受益者保護のために委託者または受託者が必要と認めるときは、速やかに登記または登録をするものとします。
- ③ 信託財産に属する旨の記載または記録をすることができる信託財産については、信託財産に属する旨の記載または記録をするとともに、その計算を明らかにする方法により分別して管理するものとします。ただし、受託者が認める場合は、その計算を明らかにする方法により分別して管理することがあります。
- ④ 動産（金銭を除きます。）については、外形上区別することができる方法によるほか、その計算を明らかにする方法により分別して管理することがあります。

[有価証券売却等の指図]

第26条 委託者は、信託財産に属する親投資信託の受益証券にかかる信託契約の一部解約の請求ならびに有価証券の売却等の指図ができます。

[再投資の指図]

第27条 委託者は、前条の規定による親投資信託の受益証券の一部解約金、有価証券の売却代金、有価証券に係る償還金等、有価証券等に係る利子等およびその他の収入金を再投資することの指図ができます。

[資金の借入れ]

第28条 委託者は、信託財産の効率的な運用ならびに運用の安定性に資するため、一部解約に伴う支払資金の手当て（一部解約に伴う支払資金の手当てのために借入れた資金の返済を含みます。）を目的として、または再投資にかかる収益分配金の支払資金の手当てを目的として、資金借入れ（コール市場を通じる場合を含みます。）の指図をすることができます。なお、当該借入金をもって有価証券等の運用は行なわないものとします。

- ② 一部解約に伴う支払資金の手当てにかかる借入期間は、受益者への解約代金支払開始日から信託財産で保有する有価証券等の売却代金の受渡日までの間または受益者への解約代金支払開始日から信託財産で保有する有価証券等の解約代金入金日までの間もしくは受益者への解約代金支払開始日から信託財産で保有する有価証券等の償還金の入金日までの期間が5営業日以内である場合の当該期間とし、資金借入額は当該有価証券等の売却または解約代金および有価証券等の償還金の合計額を限度とします。

ただし、資金の借入額は、借入れ指図を行なう日における信託財産の純資産総額の10%を超えないこととします。

- ③ 収益分配金の再投資にかかる借入期間は信託財産から収益分配金が支弁される日からその翌営業日までとし、資金借入額は収益分配金の再投資額を限度とします。
- ④ 借入金の利息は信託財産中より支弁します。

[損益の帰属]

第29条 委託者の指図に基づく行為により信託財産に生じた利益および損失は、すべて受益者に帰属します。

[受託者による資金の立替え]

第30条 信託財産に属する有価証券について、借替がある場合で、委託者の申し出があるときは、受託者は資金の立替えをすることができます。

- ② 信託財産に属する有価証券に係る償還金等、有価証券等に係る利子等およびその他の未収入金で、信託終了日までにその金額を見積りうるものがあるときは、受託者がこれを立替えて信託財産に繰り入れることができます。
- ③ 前2項の立替金の決済および利息については、受託者と委託者との協議によりそのつど別にこれを定めます。

[信託の計算期間]

第31条 この信託の計算期間は、毎年6月16日から翌年6月15日までとすることを原則とします。ただし、第1計算期間は、平成28年9月26日から平成29年6月15日までとします。

- ② 前項にかかわらず、前項の原則により各計算期間終了日に該当する日（以下「該当日」といいます。）が休業日のとき、各計算期間終了日は該当日の翌営業日とし、その翌日より次の計算期間が開始されるものとします。

[信託財産に関する報告等]

第32条 受託者は、毎計算期末に損益計算を行ない、信託財産に関する報告書を作成して、これを委託者に提出します。

- ② 受託者は、信託終了のときに最終計算を行ない、信託財産に関する報告書を作成して、これを委託者に提出します。
- ③ 受託者は、前2項の報告を行なうことにより、受益者に対する信託法第37条第3項に定める報告は行なわないこととします。
- ④ 受益者は、受託者に対し、信託法第37条第2項に定める書類または電磁的記録の作成に欠くことのできない情報その他の信託に関する重要な情報および当該受益者以外の者の利益を害するおそれのない情報を除き、信託法第38条第1項に定める閲覧または謄写の請求をすることはできないものとします。

[信託事務の諸経費および諸費用]

第33条 信託財産に関する租税、信託事務の処理に要する諸費用および受託者の立替えた立替金の利息（以下「諸経費」といいます。）は、受益者の負担とし、信託財産中から支弁します。

- ② 前項の諸経費に加え、以下の諸費用（以下「諸費用」といいます）および当該諸費用に係る消費税等に相当する金額は、受益者の負担とし、信託財産中から支弁することができます。
 - 1. 受益権の管理事務に関連する費用
 - 2. 有価証券届出書、有価証券報告書等法定書類の作成、印刷および提出に係る費用
 - 3. 目論見書の作成、印刷および交付に係る費用
 - 4. 信託約款の作成、印刷および届出に係る費用
 - 5. 運用報告書の作成、印刷、交付および提出に係る費用

6. 公告に係る費用

7. 他の信託との併合および信託約款の変更または信託契約の解約に係る事項を記載した書面の作成、印刷および交付に係る費用

8. この信託の監査人、法律顧問および税務顧問に対する報酬および費用

- ③ 委託者は、前項に定める諸費用の支払を信託財産のために行い、支払金額の支弁を信託財産から受けることができます。また、委託者は、実際に支払う金額の支弁を受ける代わりに、かかる諸費用の金額をあらかじめ合理的に見積もった上で、上限を付して実際または予想される費用の額を固定率または固定金額にて信託財産からその支弁を受けることができます。
- ④ 前項において諸費用の上限、固定率または固定金額を定める場合、委託者は、信託財産の規模等を考慮して、信託の期中に、かかる上限、固定率または固定金額を変更することができます。
- ⑤ 前2項において諸費用の固定率または固定金額を定める場合、かかる諸費用の額は、第31条に規定する計算期間を通じて毎日、信託財産の純資産総額に応じて計上されます。かかる諸費用および当該諸費用に係る消費税等に相当する金額は、毎計算期間の最初の6ヶ月終了日（当該終了日が休業日の場合はその翌営業日とします。）および毎計算期末または信託終了のとき信託財産中から支弁します。

[信託報酬等の総額]

第34条 委託者および受託者の信託報酬の総額は、第31条に規定する計算期間を通じて毎日、信託財産の純資産総額に年10,000分の172.8の率を乗じて得た額とします。

- ② 前項の報酬額は、毎計算期間の最初の6ヶ月終了日（当該終了日が休業日の場合はその翌営業日とします。）および毎計算期末または信託終了のとき信託財産中から支弁するものとし、委託者と受託者との間の配分は別に定めます。
- ③ 第1項の信託報酬に係る消費税等に相当する金額を信託報酬支弁のときに信託財産中から支弁します。

[収益の分配方式]

第35条 信託財産から生じる毎計算期末における利益は、次の方法により処理します。

1. 利子、配当金およびこれらに類する収益から支払利息を控除した額（以下「配当等収益」といいます。）は、諸経費、諸費用および当該諸費用に係る消費税等に相当する金額、信託報酬および当該信託報酬にかかる消費税等に相当する金額を控除した後、その残額を受益者に分配することができます。なお、次期以降の分配にあてるため、その一部を分配準備積立金として積み立てることができます。
 2. 売買損益に評価損益を加減した利益金額（以下「売買益」といいます。）は、諸経費、諸費用および当該諸費用に係る消費税等に相当する金額ならびに信託報酬および当該信託報酬に係る消費税等に相当する金額を控除し、繰越欠損金のあるときは、その全額を売買益をもって補てんした後、受益者に分配することができます。なお、次期以降の分配に充てるため、分配準備積立金として積み立てることができます。
- ② 毎計算期末において、信託財産につき生じた損失は、次期に繰り越します。

[収益分配金、償還金および一部解約金の支払い]

第36条 収益分配金は、毎計算期間の終了日後1ヵ月以内の委託者の指定する日から、毎計算期間の末日において振替機関等の振替口座簿に記載または記録されている受益者（当該収益分配金にかかる計算期間の末日以前において一部解約が行われた受益権にかかる受益者を除きます。また、当該収益分配金にかかる計算期間の末日以前に設定された受益権で取得申込代金支払前のため委託者の指定する販売会社の名義で記載または記録されている受益権については原則として取得申込者とします。）に支払います。

- ② 前項の規定にかかわらず、別に定める契約に基づいて収益分配金を再投資する受益者に対しては、受託者が委託者の指定する預金口座等に払い込むことにより、原則として、毎計算期間終了

日の翌営業日に、収益分配金が委託者の指定する販売会社に交付されます。この場合、委託者の指定する販売会社は、受益者に対し遅滞なく収益分配金の再投資にかかる受益権の売付を行ないます。当該売付により増加した受益権は、第10条第3項の規定にしたがい、振替口座簿に記載または記録されます。

- ③ 償還金（信託終了時における信託財産の純資産総額を受益権口数で除した額をいいます。以下同じ。）は、信託終了日後1ヵ月以内の委託者の指定する日から、信託終了日において振替機関等の振替口座簿に記載または記録されている受益者（信託終了日以前において一部解約が行なわれた受益権にかかる受益者を除きます。また、当該信託終了日以前に設定された受益権で取得申込代金支払前のため委託者の指定する販売会社の名義で記載または記録されている受益権については原則として取得申込者としします。）に支払います。なお、当該受益者は、その口座が開設されている振替機関等に対して委託者がこの信託の償還をするのと引き換えに、当該償還に係る受益権の口数と同口数の抹消の申請を行なうものとし、社振法の規定にしたがい当該振替機関等の口座において当該口数の減少の記載または記録が行なわれます。
- ④ 一部解約金は、受益者の請求を受付けた日から起算して、原則として、6営業日目から当該受益者に支払います。
- ⑤ 前各項（第2項を除きます。）に規定する収益分配金、償還金および一部解約金の支払いは、委託者の指定する販売会社の営業所等において行なうものとしします。
- ⑥ 収益分配金、償還金および一部解約金にかかる収益調整金は、原則として、各受益者毎の信託時の受益権の価額等に応じて計算されるものとしします。

[収益分配金、償還金および一部解約金の払い込みと支払いに関する受託者の免責]

第37条 受託者は、収益分配金については第36条第1項に規定する支払開始日および第36条第2項に規定する交付開始日までに、償還金については第36条第3項に規定する支払開始日までに、一部解約金については第36条第4項に規定する支払日までに、その全額を委託者の指定する預金口座等に払い込みます。

- ② 受託者は、前項の規定により委託者の指定する預金口座等に収益分配金、償還金および一部解約金を払い込んだ後は、受益者に対する支払いにつき、その責に任じません。

[収益分配金および償還金の時効]

第38条 受益者が、収益分配金については第36条第1項に規定する支払開始日から5年間その支払いを請求しないとき、ならびに信託終了による償還金については第36条第3項に規定する支払開始日から10年間その支払いを請求しないときは、その権利を失い、受託者から交付を受けた金銭は、委託者に帰属します。

[信託の一部解約]

第39条 受益者は、自己に帰属する受益権につき、委託者に最低単位を1口単位として委託者が指定する販売会社が定める単位（別に定める契約にかかる受益権については、1口の整数倍とします。）をもって一部解約の実行の請求をすることができます。

- ② 前項にかかわらず、委託者は、一部解約の実行の請求受付日が、別に定める日のいずれかに該当する場合には、一部解約の実行の請求の受付は行いません。
- ③ 委託者は、第1項の一部解約の実行の請求を受付けた場合には、受託者に申し出て、この信託契約の一部を解約するものとしします。なお、第1項の一部解約の実行の請求を行なう受益者は、その口座が開設されている振替機関等に対して当該受益者の請求に係るこの信託契約の一部解約を委託者が行なうのと引き換えに、当該一部解約に係る受益権の口数と同口数の抹消の申請を行なうものとし、社振法の規定にしたがい当該振替機関等の口座において当該口数の減少の記載または記録が行なわれます。
- ④ 前項の一部解約の価額は、一部解約の実行の請求の受付日の翌営業日の基準価額とします。
- ⑤ 委託者が第3項に規定する一部解約の実行を受託者に対して申し出た場合には、受託者は、前項

の一部解約の価額に解約された受益権の口数を乗じて得た金額を委託者に交付します。

- ⑥ 信託契約の一部解約に係る一部解約の実行の請求を受益者がするときは、委託者の指定する販売会社に対し、振替受益権をもって行なうものとします。
- ⑦ 委託者は、金融商品取引所等における取引の停止、外国為替取引の停止、決済機能の停止その他やむを得ない事情があるときは、第1項による一部解約の実行の請求の受付けを中止することおよびすでに受付けた一部解約の実行の請求の受付けを取り消すことができます。
- ⑧ 前項により、一部解約の実行の請求の受付けが中止された場合には、受益者は当該受付け中止以前に行った当日の一部解約の実行の請求を撤回できます。ただし、受益者がその一部解約の実行の請求を撤回しない場合には、当該受益権の一部解約の価額は、当該受付け中止を解除した後の最初の基準価額の計算日に一部解約の実行の請求を受付けたものとし、第4項の規定に準じて計算された価額とします。

[質権口記載又は記録の受益権の取り扱い]

第40条 振替機関等の振替口座簿の質権口に記載または記録されている受益権にかかる収益分配金の支払い、一部解約の実行の請求の受付け、一部解約金および償還金の支払い等については、この約款によるほか、民法その他の法令等にしたがって取り扱われます。

[信託契約の解約]

第41条 委託者は、信託期間中において、この信託契約を解約することが受益者のため有利であると認めるとき、またはやむを得ない事情が発生したときは、受託者と合意のうえ、この信託契約を解約し、信託を終了させることができます。この場合において、委託者は、あらかじめ、解約しようとする旨を監督官庁に届け出ます。

- ② 委託者は、信託契約の一部を解約することにより、受益権の口数が20億口を下回ることとなった場合には、受託者と合意のうえ、この信託契約を解約し信託を終了させることができます。この場合において、委託者は、あらかじめ、解約しようとする旨を監督官庁に届け出ます。
- ③ 委託者は、前2項の事項について、書面による決議（以下「書面決議」といいます。）を行ないます。この場合において、あらかじめ、書面決議の日ならびに信託契約の解約の理由などの事項を定め、当該決議の日の2週間前までに、この信託契約に係る知れている受益者に対し、書面をもってこれらの事項を記載した書面決議の通知を発します。
- ④ 前項の書面決議において、受益者（委託者およびこの信託の信託財産にこの信託の受益権が属するときの当該受益権に係る受益者としての受託者を除きます。以下本項において同じ。）は受益権の口数に応じて、議決権を有し、これを行使することができます。なお、知れている受益者が議決権を行使しないときは、当該知れている受益者は書面決議について賛成するものとみなします。
- ⑤ 第3項の書面決議は議決権を行使することができる受益者の議決権の3分の2以上に当たる多数をもって行ないます。
- ⑥ 第3項から前項までの規定は、委託者が信託契約の解約について提案をした場合において、当該提案につき、この信託契約に係るすべての受益者が書面又は電磁的記録により同意の意思表示をしたときには適用しません。また、信託財産の状態に照らし、真にやむを得ない事情が生じている場合であって、第3項から前項までの手続を行なうことが困難な場合も同じとします。

[信託契約に関する監督官庁の命令]

第42条 委託者は、監督官庁よりこの信託契約の解約の命令を受けたときは、その命令にしたがい、信託契約を解約し信託を終了させます。

- ② 委託者は、監督官庁の命令に基づいてこの信託約款を変更しようとするときは、第46条の規定にしたがいます。

[委託者の登録取消等に伴う取扱い]

第43条 委託者が、監督官庁より登録の取消を受けたとき、解散したときまたは業務を廃止したときは、委託者はこの信託契約を解約し信託を終了させます。

- ② 前項の規定にかかわらず、監督官庁がこの信託契約に関する委託者の業務を他の投資信託委託会社に引き継ぐことを命じたときは、この信託は、第46条第2項に規定する書面決議が否決された場合を除き、当該投資信託委託会社と受託者との間において存続します。

[委託者の事業の譲渡および承継に伴う取扱い]

第44条 委託者は、事業の全部又は一部を譲渡することがあり、これに伴い、この信託契約に関する事業を譲渡することがあります。

- ② 委託者は、分割により事業の全部又は一部を承継させることがあり、これに伴い、この信託契約に関する事業を承継させることがあります。

[受託者の辞任および解任に伴う取扱い]

第45条 受託者は、委託者の承諾を受けてその任務を辞任することができます。受託者がその任務に違反して信託財産に著しい損害を与えたことその他重要な事由があるときは、委託者または受益者は、裁判所に受託者の解任を申立てることができます。受託者が辞任した場合、または裁判所が受託者を解任した場合、委託者は、第46条の規定にしたがい、新受託者を選任します。なお、受益者は、上記によって行う場合を除き、受託者を解任することはできないものとします。

- ② 委託者が新受託者を選任できないときは、委託者はこの信託契約を解約し、信託を終了させます。

[信託約款の変更等]

第46条 委託者は、受益者の利益のため必要と認めるとき、またはやむを得ない事情が発生したときは、受託者と合意のうえ、この信託約款を変更することまたはこの信託と他の信託との併合（投資信託及び投資法人に関する法律第16条第2号に規定する「委託者指図型投資信託の併合」をいいます。以下同じ。）を行なうことができるものとし、あらかじめ、変更または併合しようとする旨およびその内容を監督官庁に届け出ます。なお、この信託約款は本条に定める以外の方法によって変更することができないものとします。

- ② 委託者は、前項の事項（前項の変更事項にあつては、その内容が重大なものに該当する場合に限り、併合にあつてはその併合が受益者の利益に及ぼす影響が軽微なものに該当する場合を除き、合わせて「重大な約款の変更等」といいます。）について、書面決議を行ないます。この場合において、あらかじめ、書面決議の日ならびに重大な約款の変更等の内容およびその理由などの事項を定め、当該決議の日の2週間前までに、この信託約款に係る知れている受益者に対し、書面をもってこれらの事項を記載した書面決議の通知を發します。
- ③ 前項の書面決議において、受益者（委託者およびこの信託の信託財産にこの信託の受益権が属するときの当該受益権に係る受益者としての受託者を除きます。以下本項において同じ。）は受益権の口数に応じて、議決権を有し、これを行使することができます。なお、知れている受益者が議決権を行使しないときは、当該知れている受益者は書面決議について賛成するものとみなします。
- ④ 第2項の書面決議は議決権を行使することができる受益者の議決権の3分の2以上に当たる多数をもって行ないます。
- ⑤ 書面決議の効力は、この信託のすべての受益者に対してその効力を生じます。
- ⑥ 第2項から前項までの規定は、委託者が重大な約款の変更等について提案をした場合において、当該提案につき、この信託約款に係るすべての受益者が書面又は電磁的記録により同意の意思表示をしたときには適用しません。
- ⑦ 前各項の規定にかかわらず、この投資信託において併合の書面決議が可決された場合にあつても、当該併合にかかる一又は複数の他の投資信託において当該併合の書面決議が否決された場合は、当該他の投資信託との併合を行なうことはできません。

[反対受益者の受益権買取請求の不適用]

第47条 この信託は、受益者が第39条の規定による一部解約の実行の請求を行なったときは、委託者が信託契約の一部の解約をすることにより当該請求に応じ、当該受益権の公正な価格が当該受益者に一部解約金として支払われることとなる委託者指図型投資信託に該当するため、第41条に規定する投資信託の解約または前条に規定する重大な約款の変更等を行なう場合には、投資信託及び投資法人に関する法律第18条第1項に定める反対受益者による受益権の買取請求の規定の適用を受けません。

[他の受益者の氏名等の開示の請求の制限]

第48条 この信託の受益者は、委託者または受託者に対し、次に掲げる事項の開示の請求を行なうことはできません。

1. 他の受益者の氏名または名称および住所
2. 他の受益者が有する受益権の内容

[公告]

第49条 委託者が受益者に対してする公告は、電子公告により行ない、次のアドレスに掲載します。
www.blackrock.com/jp/
但し、当該公告方法に支障がある場合には、日本経済新聞による公告を行ないます。

[運用報告書に記載すべき事項の提供]

第50 委託者は、投資信託及び投資法人に関する法律第14条第1項に定める運用報告書の交付に代えて、運用報告書に記載すべき事項を電磁的方法により受益者に提供することができます。この場合において、委託者は、運用報告書を交付したものとみなします。

- ② 前項の規定にかかわらず、委託者は、受益者の運用報告書の交付の請求があった場合には、これを交付するものとします。

[信託約款に関する疑義の取扱い]

第51条 この信託約款の解釈について疑義を生じたときは、委託者と受託者との協議により定めます。

(附則)

第1条 第36条第6項に規定する「収益調整金」は、所得税法施行令第27条の規定によるものとし、各受益者毎の信託時の受益権の価額と元本との差額をいい、原則として、追加信託のつど当該口数により加重平均され、収益分配のつど調整されるものとします。また、同条同項に規定する「各受益者毎の信託時の受益権の価額等」とは、原則として、各受益者毎の信託時の受益権の価額をいい、追加信託のつど当該口数により加重平均され、収益分配のつど調整されるものとします。

上記条項によりこの信託契約を締結します。

信託契約締結日 平成28年9月26日

委託者 東京都千代田区丸の内一丁目8番3号
ブラックロック・ジャパン株式会社

受託者 東京都千代田区丸の内一丁目3番3号
みずほ信託銀行株式会社

付表

1. 約款第 12 条第 3 項および第 39 条第 2 項に規定する「別に定める日」とは、次のものをいいます。
 - ・ルクセンブルグの銀行の休業日
 - ・12月24日
 - ・親投資信託の主要投資対象ファンドの受付不可日

親投資信託

アメリカズ・ロングショート・マザーファンド

約 款

ブラックロック・ジャパン株式会社

－ 運用の基本方針 －

約款第15条の規定に基づき、委託者の定める運用の基本方針は次のものとします。

1. 基本方針

この投資信託は、市場動向に左右されない投資収益の達成を目標に運用を行いません。

2. 運用方法

(1) 投資対象

主として米国、カナダおよびラテンアメリカ諸国の株式および株式関連の派生商品等に投資し、ロング・ショート（売建および買建）ポジションを構築することにより市場動向に左右されない投資収益を追求する投資信託証券に投資を行いません。副次的な投資対象として、短期債券等に投資する投資信託証券にも投資を行いません。投資信託証券には、国内投資信託または外国投資信託の受益証券、投資証券、または外国投資証券が含まれます。

(2) 投資態度

- ① 主として米国、カナダおよびラテンアメリカ諸国の株式および株式関連の派生商品等に投資し、ロング・ショート（売建および買建）ポジションを構築することにより市場動向に左右されない投資収益を追求する投資信託証券（以下、「主要投資対象ファンド」といいます。）に投資を行いません。副次的な投資対象として、短期債券等に投資する投資信託証券にも投資を行いません。投資対象とする投資信託証券は、別に定めるブラックロック・グループの運用会社が運用するものとします。
- ② 各投資信託証券への投資割合は、原則として市況動向および各投資信託証券の収益性等を勘案して委託者が決定します。通常、主要投資対象ファンドへの投資割合を高位に保ちます。
- ③ 別に定める投資信託証券は、委託者の判断により、変更することがあります。
- ④ 外貨建資産については、為替ヘッジにより為替変動リスクの低減を図ることを基本とします。
- ⑤ 資金動向、市場動向、残存信託期間等によっては、上記のような運用ができない場合もあります。

(3) 投資制限

- ① 投資信託証券および短期金融商品（短期運用の有価証券を含みます。）以外への直接投資は行いません。
- ② 投資信託証券への投資割合には制限を設けません。
- ③ 外貨建資産への投資割合には制限を設けません。
- ④ 一般社団法人投資信託協会規則に定める一の者に係る株式等エクスポージャー、債券等エクスポージャーおよびデリバティブ等エクスポージャーの信託財産の純資産総額に対する比率は、原則としてそれぞれ10%、合計で20%を超えないものとし、当該比率を超えることとなった場合には、同規則にしたがい当該比率以内となるよう調整を行いません。

親投資信託 アメリカズ・ロングショート・マザーファンド

約 款

[信託の種類、委託者および受託者、信託事務の委託]

第1条 この信託は、その受益権を他の投資信託の受託者に取得させることを目的とする証券投資信託であり、ブラックロック・ジャパン株式会社を委託者とし、みずほ信託銀行株式会社を受託者とします。

- ② この信託は、信託法（平成18年法律第108号）（以下「信託法」といいます。）の適用を受けます。
- ③ 受託者は、信託法第28条第1号に基づく信託事務の委託として、信託事務の処理の一部について、金融機関の信託業務の兼営等に関する法律第1条第1項の規定による信託業務の兼営の認可を受けた一の金融機関（受託者の利害関係人（金融機関の信託業務の兼営等に関する法律第2条第1項にて準用する信託業法第29条第2項第1号に規定する利害関係人をいいます。以下本条において同じ。）を含みます。）と信託契約を締結し、これを委託することができます。
- ④ 前項における利害関係人に対する業務の委託については、受益者の保護に支障を生じることがない場合に行うものとします。

[信託の目的および金額]

第2条 委託者は、金300億円を上限として受益者のために利殖の目的をもって信託し、受託者はこれを引き受けます。

[信託の限度額]

第3条 委託者は、受託者と合意の上、金600億円を限度として信託金を追加することができます。

- ② 委託者は、受託者と合意のうえ、第1項の限度額を変更することができます。

[信託期間]

第4条 この信託の期間は、信託契約締結日から第33条第1項および第2項、第36条第1項、第37条第1項および第39条第2項による信託契約終了の日までとします。

[受益証券の取得申込の勧誘の種類]

第5条 この信託にかかる受益証券の取得申込の勧誘は、金融商品取引法第2条第3項第2号イに掲げる場合に該当し、投資信託及び投資法人に関する法律第2条第9項第1号で定める適格機関投資家私募により行なわれます。

[受益者]

第6条 この信託の元本および収益の受益者は、この信託の受益証券を投資対象とするブラックロック・ジャパン株式会社の証券投資信託の受託者である信託会社または信託業務を営む銀行とします。

[受益権の分割および再分割]

第7条 委託者は、第2条の規定による受益権については300億口を上限に、追加信託によって生じた受益権については、これを追加信託のつど第8条第1項の追加口数に、それぞれ均等に分割します。

- ② 委託者は、受託者と協議の上、一定日現在の受益権を均等に再分割できます。

[追加信託金の計算方法]

第8条 追加信託金は、追加信託を行なう日の前営業日の基準価額に、当該追加信託にかかる受益権の口数を乗じた額とします。

- ② この約款において基準価額とは、信託財産の資産総額（信託財産に属する資産（受入担保金代用有価証券および第17条に規定する借入有価証券を除きます。）を法令および一般社団法人投資信託協会規則に従って時価評価するものとします。以下同じ）から負債総額を控除した金額（以下「純資産総額」といいます。）を計算日における受益権総口数で除した金額をいいます。なお、外貨建資産（外国通貨表示の有価証券（以下「外貨建有価証券」といいます。））、預金その他の資産をいいます。以下同じ。）の円換算については、原則として、わが国における当日の対顧客電信売買相場の仲値によって計算します。
- ③ 第18条に規定する予約為替の評価は、原則として、わが国における計算日の対顧客先物売買相場の仲値によるものとします。

[信託日時の異なる受益権の内容]

第9条 この信託の受益権は、信託の日時を異にすることにより差異を生ずることはありません。

[受益証券の発行および種類ならびに受益証券不所持の申出]

第10条 委託者は、第7条の規定により分割された受益権を表示する記名式の受益証券を発行します。

- ② 委託者が発行する受益証券は、1口の整数倍の口数を表示した受益証券とします。
- ③ 受益者は当該受益証券を他に譲渡することはできません。
- ④ 前各項の規定にかかわらず、受益者は、委託者に対し、当該受益者の有する受益権に係る受益証券の所持を希望しない旨を申し出ることができます。
- ⑤ 前項の規定による申出は、その申出に係る受益権の内容を明らかにしてしなければなりません。この場合において、当該受益権に係る受益証券が発行されているときは、当該受益者は、当該受益証券を委託者に提出しなければなりません。
- ⑥ 第4項の規定による申出を受けた委託者は、遅滞なく、前項前段の受益権に係る受益証券を発行しない旨を受益権原簿に記載し、又は記録します。
- ⑦ 委託者は、前項の規定による記載又は記録をしたときは、第5項前段の受益権に係る受益証券を発行しません。
- ⑧ 第5項後段の規定により提出された受益証券は、第6項の規定による記載又は記録をした時において、無効となります。
- ⑨ 第4項の規定による申出をした受益者は、いつでも、委託者に対し、第5項前段の受益権に係る受益証券を発行することを請求することができます。この場合において、同項後段の規定により提出された受益証券があるときは、受益証券の発行に要する費用は、当該受益者の負担とします。

[受益証券の発行についての受託者の認証]

第11条 委託者は、前条の規定により受益証券を発行するときは、その発行する受益証券がこの信託約款に適合する旨の受託者の認証を受けなければなりません。

- ② 前項の認証は、受託者の代表取締役がその旨を受益証券に記載し記名捺印することによって行ないます。

[投資の対象とする資産の種類]

第12条 この信託において投資の対象とする資産の種類は、次に掲げる特定資産（「特定資産」とは、投資信託及び投資法人に関する法律第2条第1項で定めるものをいいます。以下同じ。）とします。

1. 有価証券
2. 金銭債権
3. 約束手形（手形割引市場において売買される手形に限ります。）

[運用の指図範囲等]

第13条 委託者は、信託金を、主として別に定める投資信託または外国投資信託の受益証券（金融商品取引法第2

条第1項第10号で定めるものをいいます。)および投資証券または外国投資証券(金融商品取引法第2条第1項第11号で定めるものをいいます。)のほか、次の有価証券(金融商品取引法第2条第2項の規定により有価証券とみなされる同項各号に掲げる権利を除きます。)に投資することを指図します。

1. 国債証券
2. 地方債証券
3. 特別の法律により法人の発行する債券および社債券(新株引受権証券と社債券とが一体となった新株引受権付社債券の新株引受権証券および短期社債券を除きます。)
4. 短期社債等(社債、株式等の振替に関する法律第66条第1号に規定する短期社債、保険業法第61条の10第1項に規定する短期社債、資産の流動化に関する法律第2条第8項に規定する特定短期社債、信用金庫法第54条の4第1項に規定する短期債および農林中央金庫法第62条の2第1項に規定する短期農林債をいいます。)
5. コマーシャル・ペーパー
6. 外国または外国の者の発行する証券または証書で、前各号の証券または証書の性質を有するもの
7. 外国法人が発行する譲渡性預金証書

なお、第1号から第3号の証券を以下「公社債」といい、公社債にかかる運用の指図は買い現先取引(売戻し条件付の買い入れ)および債券貸借取引(現金担保付き債券借入れ)に限り行なうことができるものとします。

- ② 委託者は、この信託の設定、解約、償還、投資環境の変動等への対応等、委託者が運用上必要と認めるときには、信託金を、前項に掲げる有価証券のほか、次に掲げる金融商品(金融商品取引法第2条第2項の規定により有価証券とみなされる同項各号に掲げる権利を含みます。)により運用することを指図することができます。
 1. 預金
 2. 指定金銭信託(金融商品取引法第2条第1項第14号に規定する受益証券発行信託を除きます。)
 3. コール・ローン
 4. 手形割引市場において売買される手形

[利害関係人等との取引等]

第14条 受託者は、受益者の保護に支障を生じることがないものであり、かつ信託業法、投資信託及び投資法人に関する法律ならびに関連法令に反しない場合には、委託者の指図により、信託財産と、受託者(第三者との間において信託財産のためにする取引その他の行為であって、受託者が当該第三者の代理人となつて行なうものを含みます。)および受託者の利害関係人(金融機関の信託業務の兼営等に関する法律第2条第1項にて準用する信託業法第29条第2項第1号に規定する利害関係人をいいます。以下本項、次項および第19条において同じ。)、第19条第1項に定める信託業務の委託先およびその利害関係人または受託者における他の信託財産との間で、前2条に掲げる資産への投資等ならびに第17条、第18条、第22条および第23条に掲げる取引その他これらに類する行為を行なうことができます。

- ② 受託者は、受託者がこの信託の受託者としての権限に基づいて信託事務の処理として行なうことができる取引その他の行為について、受託者または受託者の利害関係人の計算で行なうことができるものとします。なお、受託者の利害関係人が当該利害関係人の計算で行なう場合も同様とします。
- ③ 委託者は、金融商品取引法、投資信託及び投資法人に関する法律ならびに関連法令に反しない場合には、信託財産と、委託者、その取締役、執行役および委託者の利害関係人等(金融商品取引法第31条の4第3項および同条第4項に規定する親法人等又は子法人等をいいます。)または委託者が運用の指図を行なう他の信託財産との間で、前2条に掲げる資産への投資等ならびに第17条、第18条、第22条および第23条に掲げる取引その他これらに類する行為を行なうことの指図をすることができ、受託者は、委託者の指図により、当該投資等ならびに当該取引、当該行為を行なうことができます。
- ④ 前3項の場合、委託者および受託者は、受益者に対して信託法第31条第3項および同法第32条第3項の通知は行ないません。

[運用の基本方針]

第15条 委託者は、信託財産の運用にあたっては、別に定める運用の基本方針にしたがって、その指図を行ないます。

[特別の場合の外貨建有価証券への投資制限]

第16条 外貨建有価証券への投資については、わが国の国際収支上の理由等により特に必要と認められる場合には、制約されることがあります。

[公社債の借入れ]

第17条 委託者は、信託財産の効率的な運用に資するため、公社債の借入れの指図をすることができます。なお、当該公社債の借入れを行なうにあたり担保の提供が必要と認めた時は、担保の提供の指図を行なうものとします。

- ② 前項の指図は、当該借入れにかかる公社債の時価総額が信託財産の純資産総額の範囲内とします。
- ③ 信託財産の一部解約等の事由により、前項の借入れにかかる公社債の時価総額が信託財産の純資産総額を超えることとなった場合には、委託者は速やかに、その超える額に相当する借入れた公社債の一部を返還するための指図をするものとします。
- ④ 第1項の借入れにかかる品借料は信託財産中から支弁します。

[外国為替予約の指図および範囲]

第18条 委託者は、信託財産に属する外貨建資産について当該外貨建資産の為替ヘッジのため、外国為替の売買の予約取引の指図をすることができます。

[信託業務の委託等]

第19条 受託者は、委託者と協議のうえ、信託業務の一部について、信託業法第22条第1項に定める信託業務の委託をするときは、以下に掲げる基準のすべてに適合するもの（受託者の利害関係人を含みます。）を委託先として選定します。

1. 委託先の信用力に照らし、継続的に委託業務の遂行に懸念がないこと
2. 委託先の委託業務に係る実績等に照らし、委託業務を確実に処理する能力があると認められること
3. 委託される信託財産に属する財産と自己の固有財産その他の財産とを区分する等の管理を行なう体制が整備されていること
4. 内部管理に関する業務を適正に遂行するための体制が整備されていること
- ② 受託者は、前項に定める委託先の選定にあたっては、当該委託先が前項各号に掲げる基準に適合していることを確認するものとします。
- ③ 前2項にかかわらず、受託者は、次の各号に掲げる業務を、受託者および委託者が適当と認める者（受託者の利害関係人を含みます。）に委託することができるものとします。
 1. 信託財産の保存に係る業務
 2. 信託財産の性質を変えない範囲内において、その利用または改良を目的とする業務
 3. 委託者のみの指図により信託財産の処分およびその他の信託の目的の達成のために必要な行為に係る業務
 4. 受託者が行なう業務の遂行にとって補助的な機能を有する行為

[混蔵寄託]

第20条 金融機関または第一種金融商品取引業者等（外国の法令に準拠して設立された法人で第一種金融商品取引業者に類する者を含みます。以下本条において同じ。）から、売買代金および償還金等について円貨で

約定し円貨で決済する取引により取得した外国において発行された譲渡性預金証書またはコマーシャル・ペーパーは、当該金融機関または第一種金融商品取引業者等が保管契約を締結した保管機関に当該金融機関または第一種金融商品取引業者等の名義で混蔵寄託できるものとします。

[信託財産の登記等および記載等の留保等]

第21条 信託の登記または登録をすることができる信託財産については、信託の登記または登録をすることとします。ただし、受託者が認める場合は、信託の登記または登録を留保することがあります。

- ② 前項ただし書きにかかわらず、受益者保護のために委託者または受託者が必要と認めるときは、速やかに登記または登録をするものとします。
- ③ 信託財産に属する旨の記載または記録をすることができる信託財産については、信託財産に属する旨の記載または記録をするとともに、その計算を明らかにする方法により分別して管理するものとします。ただし、受託者が認める場合は、その計算を明らかにする方法により分別して管理することがあります。
- ④ 動産（金銭を除きます。）については、外形上区別することができる方法によるほか、その計算を明らかにする方法により分別して管理することがあります。

[有価証券売却等の指図]

第22条 委託者は、信託財産に属する有価証券の売却等の指図ができます。

[再投資の指図]

第23条 委託者は、前条の規定による有価証券の売却代金、有価証券に係る償還金等、有価証券等にかかる利子等およびその他の収入金を再投資することの指図ができます。

[損益の帰属]

第24条 委託者の指図に基づく行為により信託財産に生じた利益および損失は、すべて受益者に帰属します。

[受託者による資金の立替え]

第25条 信託財産に属する有価証券について、借替がある場合で、委託者の申し出があるときは、受託者は資金の立替えをすることができます。

- ② 信託財産に属する有価証券に係る償還金等、有価証券等に係る利子等およびその他の未収入金で、信託終了日までにその金額を見積りうるものがあるときは、受託者がこれを立替えて信託財産に繰り入れることができます。
- ③ 前2項の立替金の決済および利息については、受託者と委託者との協議により、そのつど別にこれを定めます。

[信託の計算期間]

第26条 この信託の計算期間は、毎年6月21日から翌年6月20日までとすることを原則とします。ただし、第1計算期間は、平成24年11月30日から平成25年6月20日までとします。

- ② 前項にかかわらず、前項の原則により各計算期間終了日に該当する日（以下「該当日」といいます。）が休業日のとき、各計算期間終了日は該当日の翌営業日とし、その翌日より次の計算期間が開始されるものとします。ただし、最終計算期間の終了日は、第4条に規定する信託期間の終了日とします。

[信託財産に関する報告等]

第27条 受託者は、毎計算期末に損益計算を行ない、信託財産に関する報告書を作成して、これを委託者に提出します。

- ② 受託者は、信託終了のときに最終計算を行ない、信託財産に関する報告書を作成して、これを委託者に

提出します。

- ③ 受託者は、前2項の報告を行なうことにより、受益者に対する信託法第37条第3項に定める報告は行わないこととします。
- ④ 受益者は、受託者に対し、信託法第37条第2項に定める書類または電磁的記録の作成に欠くことのできない情報その他の信託に関する重要な情報および当該受益者以外の者の利益を害するおそれのない情報を除き、信託法第38条第1項に定める閲覧または謄写の請求をすることはできないものとします。

[信託事務の諸費用]

第28条 信託財産に関する租税、信託事務の処理に要する諸費用および受託者の立て替えた立替金の利息は、受益者の負担とし、信託財産中から支弁します。

[信託報酬]

第29条 委託者および受託者は、この信託契約に関し信託報酬を收受しません。

[利益の留保]

第30条 信託財産から生じる利益は、信託終了時まで信託財産に留保し、期中には分配を行いません。

[追加信託金および一部解約金の計理処理]

第31条 追加信託金または信託の一部解約金は、当該金額と元本に相当する金額との差額を、追加信託にあつては追加信託差金、信託の一部解約にあつては解約差金として処理します。

[信託の一部解約]

第32条 委託者は受益者の請求があつた場合には、信託の一部を解約します。

- ② 解約金は、一部解約を行なう日の前営業日の基準価額に、当該一部解約にかかる受益権の口数を乗じた額とします。

[信託契約の解約]

第33条 委託者は、信託期間中において、この信託契約を解約することが受益者のため有利であると認めるとき、またはやむを得ない事情が発生したときは、受託者と合意のうえ、この信託契約を解約し、信託を終了させることができます。この場合において、委託者は、あらかじめ、解約しようとする旨を監督官庁に届け出ます。

- ② 委託者は、この信託の受益証券を投資対象とするすべての証券投資信託がその信託を終了させることとなる場合には、この信託契約を解約し、信託を終了させます。この場合において、委託者は、あらかじめ、解約しようとする旨を監督官庁に届け出ます。
- ③ 委託者は、第1項の事項について、書面による決議（以下「書面決議」といいます。）を行いません。この場合において、あらかじめ、書面決議の日ならびに信託契約の解約の理由などの事項を定め、当該決議の日の2週間前までに、この信託契約に係る知っている受益者に対し、書面をもってこれらの事項を記載した書面決議の通知を發します。
- ④ 前項の書面決議において、受益者（委託者およびこの信託の信託財産にこの信託の受益権が属するときの当該受益権に係る受益者としての受託者を除きます。以下本項において同じ。）は受益権の口数に応じて、議決権を有し、これを行使することができます。なお、知っている受益者が議決権を行使しないときは、当該知っている受益者は書面決議について賛成するものとみなします。
- ⑤ 第3項の書面決議は議決権を行使することができる受益者の議決権の3分の2以上に当たる多数をもって行ないます。
- ⑥ 第3項から前項までの規定は、委託者が信託契約の解約について提案をした場合において、当該提案に

つき、この信託契約に係るすべての受益者が書面又は電磁的記録により同意の意思表示をしたときには適用しません。また、第2項の規定に基づいてこの信託契約を解約する場合には適用しません。

[償還金の委託者への交付と支払いに関する受託者の免責]

第34条 受託者は、信託が終了したときは、償還金（信託終了時における信託財産の純資産総額を受益権口数で除した額をいいます。以下同じ。）の全額を委託者に交付します。

- ② 受託者は、前項の規定により委託者に償還金を交付した後は、受益者に対する支払いにつき、その責に任じません。

[償還金の支払いの時期]

第35条 委託者は、受託者より償還金の交付を受けた後、受益証券と引き換えに当該償還金を受益者に支払います。

[信託契約に関する監督官庁の命令]

第36条 委託者は、監督官庁よりこの信託契約の解約の命令を受けたときは、その命令にしたがい、信託契約を解約し信託を終了させます。

- ② 委託者は、監督官庁の命令に基づいてこの信託約款を変更しようとするときは、第40条の規定にしたがいます。

[委託者の登録取消等に伴う取扱い]

第37条 委託者が監督官庁より登録の取消を受けたとき、解散したときまたは業務を廃止したときは、委託者は、この信託契約を解約し、信託を終了させます。

- ② 前項の規定にかかわらず、監督官庁がこの信託契約に関する委託者の業務を他の投資信託委託会社に引き継ぐことを命じたときは、この信託は、第40条第2項に規定する書面決議が否決された場合を除き、当該投資信託委託会社と受託者との間において存続します。

[委託者の事業の譲渡および承継に伴う取扱い]

第38条 委託者は、事業の全部又は一部を譲渡することがあり、これに伴い、この信託契約に関する事業を譲渡することがあります。

- ② 委託者は、分割により事業の全部又は一部を承継させることがあり、これに伴い、この信託契約に関する事業を承継させることがあります。

[受託者の辞任および解任に伴う取扱い]

第39条 受託者は、委託者の承諾を受けてその任務を辞任することができます。受託者がその任務に違反して信託財産に著しい損害を与えたことその他重要な事由があるときは、委託者または受益者は、裁判所に受託者の解任を申立てることができます。受託者が辞任した場合、または裁判所が受託者を解任した場合、委託者は、第40条の規定にしたがい、新受託者を選任します。なお、受益者は、上記によって行なう場合を除き、受託者を解任することはできないものとします。

- ② 委託者が新受託者を選任できないときは、委託者はこの信託契約を解約し、信託を終了させます。

[信託約款の変更等]

第40条 委託者は、受益者の利益のため必要と認めるとき、またはやむを得ない事情が発生したときは、受託者と合意のうえ、この信託約款を変更することまたはこの信託と他の信託との併合（投資信託及び投資法人に関する法律第16条第2号に規定する「委託者指図型投資信託の併合」をいいます。以下同じ。）を行なうことができるものとし、あらかじめ、変更または併合しようとする旨およびその内容を監督官庁に届け出ます。なお、この信託約款は本条に定める以外の方法によって変更することができないものとし

ます。

- ② 委託者は、前項の事項（前項の変更事項にあつては、その内容が重大なものに該当する場合に限り、併合にあつてはその併合が受益者の利益に及ぼす影響が軽微なものに該当する場合を除き、合わせて「重大な約款の変更等」といいます。）について、書面決議を行ないます。この場合において、あらかじめ、書面決議の日ならびに重大な約款の変更等の内容およびその理由などの事項を定め、当該決議の日の2週間前までに、この信託約款に係る知れている受益者に対し、書面をもってこれらの事項を記載した書面決議の通知を発します。
- ③ 前項の書面決議において、受益者（委託者およびこの信託の信託財産にこの信託の受益権が属するときの当該受益権に係る受益者としての受託者を除きます。以下本項において同じ。）は受益権の口数に応じて、議決権を有し、これを行使することができます。なお、知れている受益者が議決権を行使しないときは、当該知れている受益者は書面決議について賛成するものとみなします。
- ④ 第2項の書面決議は議決権を行使することができる受益者の議決権の3分の2以上に当たる多数をもって行ないます。
- ⑤ 書面決議の効力は、この信託のすべての受益者に対してその効力を生じます。
- ⑥ 第2項から前項までの規定は、委託者が重大な約款の変更等について提案をした場合において、当該提案につき、この信託約款に係るすべての受益者が書面又は電磁的記録により同意の意思表示をしたときには適用しません。
- ⑦ 前各項の規定にかかわらず、この投資信託において併合の書面決議が可決された場合にあつても、当該併合にかかる一又は複数の他の投資信託において当該併合の書面決議が否決された場合は、当該他の投資信託との併合を行なうことはできません。

[反対受益者の受益権買取請求の不適用]

第41条 この信託は、受益者が第32条の規定による一部解約の実行の請求を行なったときは、委託者が信託契約の一部の解約をすることにより当該請求に応じ、当該受益権の公正な価格が当該受益者に一部解約金として支払われることとなる委託者指図型投資信託に該当するため、第33条に規定する投資信託の解約または前条に規定する重大な約款の変更等を行なう場合には、投資信託及び投資法人に関する法律第18条第1項に定める反対受益者による受益権の買取請求の規定の適用を受けません。

[利益相反のおそれがある場合の受益者への書面交付]

第42条 委託者は、投資信託及び投資法人に関する法律第13条第1項に定める書面を交付しません。

[公告]

第43条 委託者が受益者に対してする公告は、電子公告により行ない、次のアドレスに掲載します。

www.blackrock.com/jp/

但し、当該公告方法に支障がある場合には、日本経済新聞による公告を行ないます。

[運用報告書の交付]

第44条 委託者は、投資信託及び投資法人に関する法律第14条に定める運用報告書を交付しません。

[信託約款に関する疑義の取扱い]

第45条 この投資信託約款の解釈について疑義を生じたときは、委託者と受託者との協議により定めます。

上記条項によりこの信託契約を締結します。

信託契約締結日 平成24年11月30日

委託者 東京都千代田区丸の内一丁目8番3号
ブラックロック・ジャパン株式会社

受託者 東京都千代田区丸の内一丁目3番3号
みずほ信託銀行株式会社

付表

1. 運用の基本方針および約款第13条第1項に規定する「別に定める投資信託または外国投資信託の受益証券および投資証券または外国投資証券」とは、次のものをいいます。

ルクセンブルグ籍投資法人（米ドル建て） ブラックロック・ストラテジック・ファンズ ブラックロック・シ
ステマティック・US・エクイティ・アブソルート・リターン・フ
ァンド クラスX投資証券（主要投資対象ファンド）

アイルランド籍証券投資法人（米ドル建て） インスティテューショナル・キャッシュ・シリーズplc インステ
イテューショナル・USトレジャリー・ファンド エージェンシ
ークラス投資証券